

HOLIDAY/WINTER 2019/20

STYLE ■ COMFORT ■ IDEAS ■ REAL ESTATE

our¹homes

BARRIE ORILLIA MIDLAND INNISFIL

white

Christmas

3

DESIGNER
HOMES



SNOWBALL
COOKIES

DECORATING
IDEAS

DIY STAR WREATH

Personalized to Perfection

EXCLUSIVELY AT DI PIETRA DESIGN



PHOTO CREDIT: TEN & CO.



DPD
DI PIETRA DESIGN
COUNTER TOPS



Choose From Our Best Selling Line Of Quartz
Our Quartz Tops Are On Average 30% Less Than The Leading Competitor!

705.727.0096 | 672 Welham Rd - Barrie | www.dpd360.com



THE
GROVE



PICTURESQUE HOMES IN MIDLAND

TOWNS, SEMIS & SINGLES
FROM
THE **\$400s**

Located just 25 minutes north of Barrie, The Grove offers a collection of premium new homes featuring **open concept great rooms** and **oversized garages** in a charming new community minutes from Highway 93, shopping, restaurants and parks.

Handcrafted Interiors With Granite Countertops & 9ft Ceilings!

GRANITE HOMES

GEORGIAN

NEW MODEL & SALES OFFICE

960 Wright Drive, Midland

Mon to Wed: 1-6PM Sat & Sun: 12-5PM

learn more at thegrovemidland.com

MANUFACTURE

Design

INSTALL



METRIE



Relax with confidence – when you choose a custom kitchen or furnishings from Perkinsfield Kitchen & Bath Inc., you are guaranteed the excellence and craftsmanship you deserve.

Perkinsfield Kitchen & Bath Inc. has been in the business of manufacturing dream kitchens since 1997 and we pride ourselves on customer satisfaction and personal service every time.



PERKINSFIELD
KITCHEN + BATH INC

705.527.6116
perkinsfieldkitchen@rogers.com
perkinsfieldkitchenandbathinc.com

Like Us:



165 COUNTY RD. 6 SOUTH, BOX 1306 TINY, ONTARIO L0L 2J0

BTM **BARRIE TRIM & MOULDINGS INC.**
TRIM | DOORS | STAIRS | RAILINGS

705.739.2200


FINISHING YOUR HOME SINCE 1985

BARRIETRIM.COM

Monday to Friday 7am-5pm | Saturday 9am-3pm
52 Saunders Road, Barrie | Follow Us @BarrieTrim



We thrive in putting quality back into custom building.



JVL HOME IMPROVEMENTS LTD.

Merry Christmas

& All The Best in 2020, from The JVL Home Improvements Family & Crew!

Custom Homes & Cottages • Renovations • Additions • Stairs

Bus: 705 549 0436 | Cell: 705 791 9197 | www.jvlhomes.ca

Joel Laurin jvlhomes@sympatico.ca | Find us on Facebook!

ARE YOU PAYING TOO MUCH?



Jackie Ramler, MBA, CFP, FMA, RIA, CIM, FCSI
Portfolio Manager

705-721-5919
jackie.ramler@raymondjames.ca
www.jackieramler.com

Specialized wealth services for Business Owners, Executives, Individuals and Families. Offices located in Barrie, Midland and Elmvale.

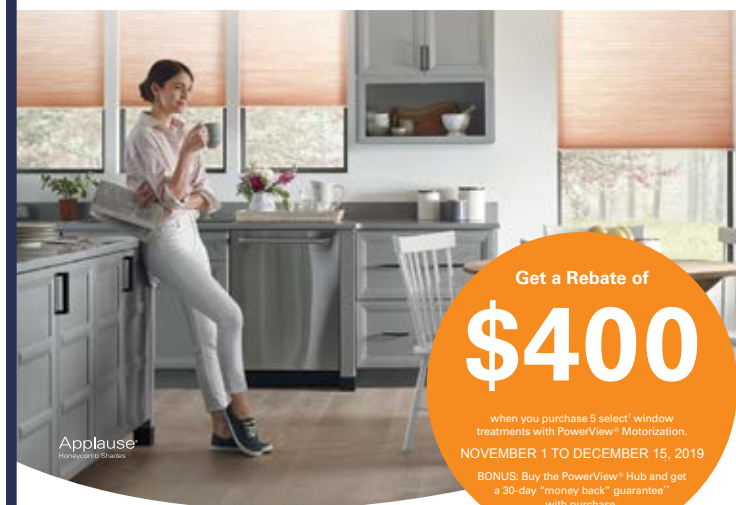
You never know if you are paying too much, unless you get an objective review. We recently worked with 70 new families over the last three years and applied a cost analysis approach that allowed us to measure the cost savings for each family. We managed to **save our new clients over \$130,000** in annual costs – every year! We would rather see that savings go back into our client's bottom line. We don't know if you are paying too much, until we crunch your numbers. If you are paying a fair price – we will let you know that as well.

To learn more about our cost saving approach to portfolio management, contact us for a complimentary review.



RAYMOND JAMES®

Raymond James Ltd., Member-Canadian Investor Protection Fund.



Choose your perfect shades.
Schedule your sunset.

SALNEK'S™
CUSTOM WINDOW TREATMENTS

Covering Windows for over 30 years

SALNEK.CA

Burlington • Collingwood • Dundas • Markham • Toronto

BARRIE
#507-34 CEDAR POINTE DR.
705.737.4200

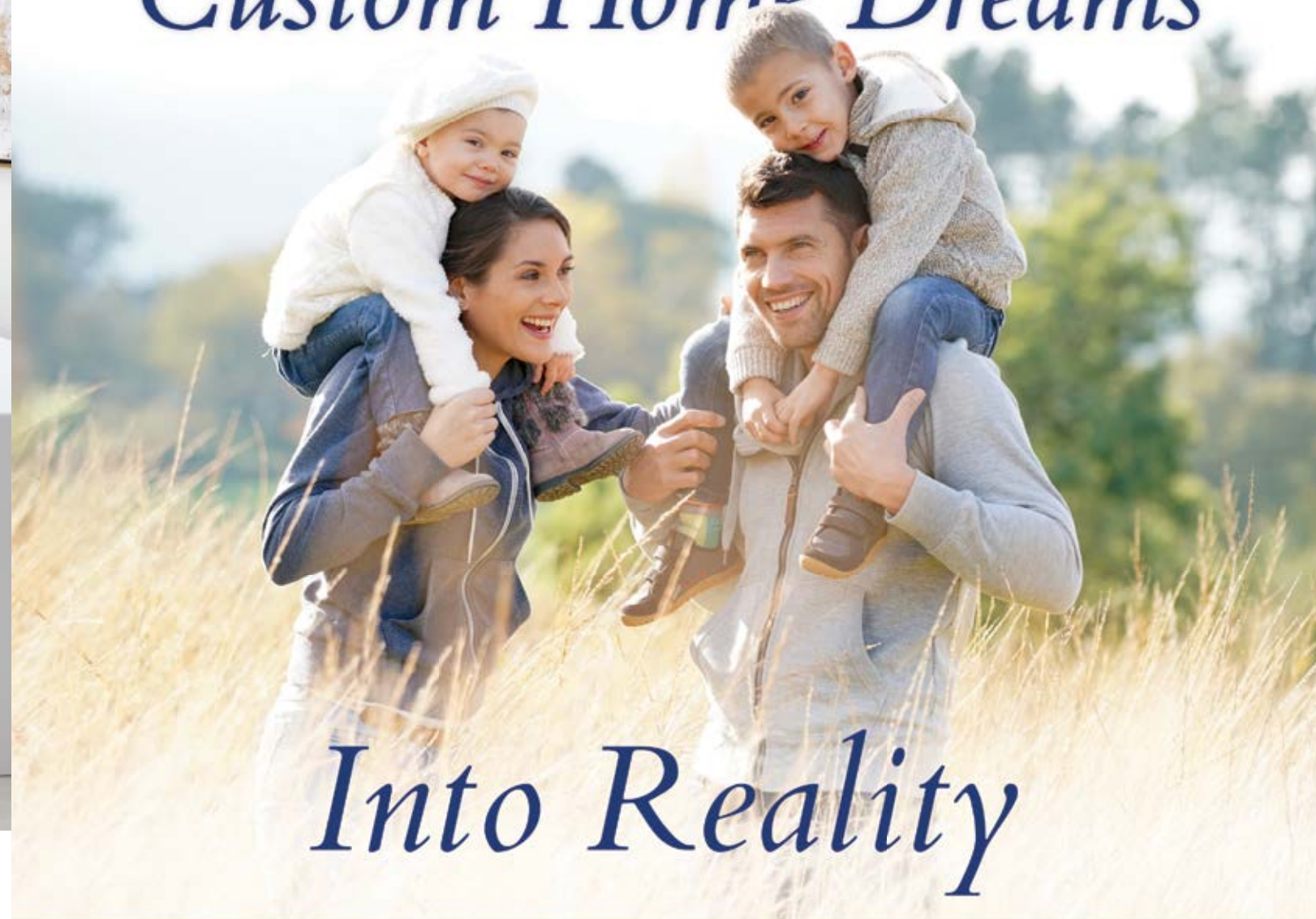


HunterDouglas **Gallery®**

BLINDS | SHUTTERS | DRAPERY | MOTORIZATION | AUTOMATION



*We Transform Your
Custom Home Dreams*



Into Reality

An extraordinary custom home builder for an extraordinary residential design

For a space *less ordinary.*

 **Bathworks**

Love Your Space — bathworks.ca

516 Bryne Dr., Barrie, ON 705-722-4125



www.facebook.com/Bathworks



@Bathworks



Bathworks



Contact Us Today!
anthomes.ca | 705 431 2268



Home Décor Solutions:

Interior Decorating | Colour Consultations | Installation

Hardwood | Ceramic | Carpet | Laminate | Vinyl

Benjamin Moore Paints | Hunter Douglas Window Fashions | Wall Coverings

HunterDouglas




Benjamin Moore®
Paint like no other.™

 **IRVINE**
CARPET ONE® FLOOR & HOME

514 Bayfield St. Barrie ON 705.728.5566 • 494 Veterans Dr. Barrie ON 705.728.5567
irvinecarpetone.com

A Perfect Fit for Your Home!



closetinteriors.ca



CALL TODAY TO
ARRANGE YOUR FREE
IN-HOME CONSULTATION

1.800.533.0969

or send us an email
info@closetinteriors.ca

**Closet
Interiors**
A Perfect Fit for your Home!



REPELS THE TOUGHEST STAINS.

Find expert service and every colour you can imagine at your locally owned Benjamin Moore® retailer.

BARRIE **Allandale Decorating Centre** 393 Yonge St | 705.739.7730 | allandaledecoratingcentre.com

BARRIE **Irvine Carpet One Floor & Home** 514 Bayfield St | 705.728.5566 | irvinecarpetone.com

BARRIE **Irvine Carpet One Floor & Home** 494 Veterans Dr | 705.728.5567 | irvinecarpetone.com

COLDWATER **Home & Cottage Interiors** 15 Sturgeon Bay Rd | 705.686.3082 | homeandcottageinteriors.ca


ELMVALE **Elmvale Home Building Centre** 121 County Rd 27 | 705.322.2800 | elmvalehomehardware.com

MIDLAND **Tripp's Paint & Revival Furniture** 259 King St | 705.526.7411 | benjaminmoore.com

ORILLIA **Housser's Paint & Wallpaper** 87 Colborne St W | 705.326.8066 | housserspaint.com




©2019 Benjamin Moore & Co. Benjamin Moore, Gennex, Regal, and the triangle "M" symbol are registered trademarks licensed to Benjamin Moore & Co. 9/19



For those seeking a tranquil yet active lifestyle, Collingwood is the perfect choice. Its location on the shores of Nottawasaga Bay gives residents easy access to a huge array of sports and recreational pursuits. Along with excellent dining and shopping establishments and a vibrant business climate, there is truly something for everyone here.

*Register
Online for
Future
Communities*



Every Grandview home comes complete with quality features and finishes, such as 9' Ceilings, Garden Doors, Landscaping Package, California Textured Ceilings, Gas Fireplaces, Deluxe Oak Staircases and Stainless Steel Hood Fans.

Don't miss your chance to live in a Grandview Homes community.

BONUS PACKAGE
HARDWOOD In Great Room
+ CENTRAL AIR CONDITIONING*



GRANDVIEW
HOMES


WWW.GRANDVIEWHOMESNORTH.COM

For more information, call 1-866-775-0333 or
email: mountaincroftcollingwood@gmail.com
Visit our Model Home at the corner of Poplar Sideroad and
Clark, just east of High St. in Collingwood.

*Bonus Package available for a limited time only and only valid with the purchase of a Mountaincroft home. No substitutions or credits. Speak to a Sales Representative for details. Specifications subject to change without notice. E.&O.E.

A&R DESIGN BUILD

Building Lifestyles Since 1973



Custom Home Design • Modify an Existing Plan • Customize a Viceroy Style Home
Or Use Your Own Design to Create Your Custom Dream Home

Model Home Hours: Monday - Friday: 9am-5pm • Saturday 10am-4pm
Or By Appointment • Hwy 400 & Innisfil Beach Road

705.436.4663 | arcarpentry.com
1942 Commerce Park Drive, Innisfil



ourhomes®
BARRIE ORILLIA MIDLAND INNISFIL

REGIONAL PUBLISHERS Jamie Jefferson
Georgette McCulloch
REGIONAL MANAGING EDITOR Georgette McCulloch
REGIONAL PRODUCTION MANAGER Tracy Shuttleworth
MARKETING & ADVERTISING Jamie Jefferson, 705.730.3827
jamie.jefferson@ourhomes.ca
Kim Smith, 705.791.8990
kim.smith@ourhomes.ca
Glenda Wiedeman, 705.446.4997
glenda.wiedeman@ourhomes.ca

REACH US EASILY: firstname.lastname@ourhomes.ca

OUR HOMES is a registered trademark of OUR HOMES MEDIA GROUP INC.
OUR HOMES Barrie Orillia Midland Innisfil is published four times a year.

OUR HOMES is distributed via free pick up to residents of Simcoe County at high traffic locations throughout the region. Copies of OUR HOMES are also sent via unaddressed mail to select residential neighbourhoods and Barrie and area business leaders, and via direct mail to select builders, architects, trades and professionals. OUR HOMES is also available in-room at select hotels and resorts within the region.

Please send all letters and/or feedback to OUR HOMES Magazine,
25 Elgin St., Collingwood, ON Canada L9Y 3L6. Or email us at editor@ourhomes.ca.
All letters received are subject to editing for grammar and length.

OUR HOMES MEDIA GROUP INC:

EDITORIAL

EDITOR-IN-CHIEF Georgette McCulloch
ASSOCIATE EDITOR Kristin Schnelten
DIGITAL EDITOR Rachael Havens
MANAGING EDITORS
Nancy Belgue, Walter Franczyk,
Mary Hatt, Cheryl Long, Gina Makkar,
Sara Martin, Tiffany Mayer,
Georgette McCulloch, Melissa North,
Merrilyn Patterson, Heather Wright

ART

ART DIRECTOR
Tara Chattell
ASSOCIATE ART DIRECTORS
Sheila Britton, Robynne Sangiuliano
DIRECTOR OF PHOTOGRAPHY
Jason Hartog

PRODUCTION

PRODUCTION DIRECTOR Lynn Derrick
PRODUCTION MANAGERS
Julia Dempsey, Kelly Donaldson,
Marilyn Reid, Tracy Shuttleworth

OPERATIONS

MANAGING DIRECTOR, SALES & MARKETING
Jamie Jefferson
jamie.jefferson@ourhomes.ca
MANAGING DIRECTOR, OPERATIONS
Georgette McCulloch
ACCOUNT EXECUTIVE Lisa Ormsby
REGIONAL ACCOUNT EXECUTIVE Suzanne Strong
BUSINESS DEVELOPMENT Kelly Craig
ACCOUNTING Tyler Annette
ACCOUNTS RECEIVABLE Cindie Tonon

CONTRIBUTORS

M. Carolyn Black, Tara Chattell, Kathleen Duncan, Walter Franczyk, Jason Hartog,
Gordon King, Sandy MacKay, Dawn McConnell, Georgette McCulloch, Jenelle McCulloch,
Tamarisk McNalty Stephens, Dolores Pian, Melanie Rekola

Advertisements and the content, including photos, of advertisements published within OUR HOMES magazine are supplied solely by the advertiser and neither the publisher nor OUR HOMES Media Group Inc. accept responsibility for opinions expressed in advertisements or for copyright issues with regards to photos, advertising copy and advertisements, nor shall they be held liable thereby. By act of reading this publication, all advertisers and readers agree to indemnify and hold harmless both OUR HOMES Media Group Inc., and the publisher thereby. Copyright ©2019 OUR HOMES Media Group Inc. All rights reserved. Reproduction without permission is prohibited.

OUR HOMES CAN BE FOUND IN THE FOLLOWING MARKETS:

• Barrie/Orillia/Midland • Grey Bruce • Hamilton • London • Muskoka
• Niagara • Oakville/Burlington/Mississauga • Ottawa • Peterborough
• Southern Georgian Bay • Toronto & York Region • Region of Waterloo
• Wellington County/Orangeville/Caledon • Windsor



BEAUTY GLOWS FROM WITHIN

NEW LOCATION @178 ESSA RD
GIFT CARDS AVAILABLE

GLOWDAYSPA.CA

Celebrating 75 years of

**CANADA'S BEST
MANAGED
COMPANIES**

PALLISER®



PALLISER®
custom studio

31 Commerce Park Drive, Barrie
www.abodadecor.com 705.735.1825

ABODA DECOR



OLIVE OIL CO.
Barrie and Newmarket
FRESH OLIVE OIL & AGED BALSAMIC TASTING BAR

For All Your Holiday Shopping!

**TEMPORARY/POP-UP LOCATION AT GEORGIAN MALL FROM
NOV 27 UNTIL DEC 31.**

Barrie Downtown: 45 Dunlop Street East • 705.503.6457
Barrie South: 31 Commerce Park • 705.792.0300
Newmarket: Upper Canada Mall • 905.235.7645

Visit OliveOilCo.ca for **FREE SHIPPING** on Orders Over \$100!
VOTED BEST SPECIALTY FOOD STORE 5 YEARS IN A ROW!

editor's note



**DO YOU
REMEMBER
THE FIRST BIG
PURCHASE
YOU MADE
FOR YOUR
HOME?**

I do,
and we still have
it. It was 1993 and
my husband and

I had just bought our first house, a lovely condo in Oakville, and we needed a sofa. I picked a super comfortable blue-and-white striped, cotton slipcovered three-seater from the Art Shoppe.

Twenty-six years later and two moves, that sofa still looks great and is as comfortable as ever. It's my happy spot, where I sit and read or catch a nap on a snowy Sunday afternoon.

I also have some cherished vintage pieces: a dining set that belonged to my in-laws and an old pine table from a favourite great-aunt's cottage in Quebec. My oldest son recently asked if he could have my favourite orange chair – purchased when he was a toddler – for his apartment in Montreal. I'm not ready to give it up just yet.

When you look around your own home, I hope you find it filled with things that make you happy and remind you of the many important people in your life.

I am so excited for you to read the stories we've produced this issue. Our home features are extraordinary – three different styles, beautifully curated and designed and built by talented people in our region. I'm grateful to the owners for opening their homes to OUR HOMES.

During this season of giving, cooking and shopping, I hope you gather with friends and family to celebrate the little things that give you great pleasure. When the festivities are over, put your feet up and relax on your favourite sofa.

Sincerely,

Georgette

Georgette McCulloch, Editor-In-Chief
georgette.mcculloch@ourhomes.ca

Follow us    Subscriptions subscribe@ourhomes.ca

online Get more at ourhomes.ca

CATHERINE STAPLES INTERIORS PRESENTS



322 King Street, Barrie

OPENING SOON

- DECEMBER 2019 -

The New Home of
Catherine Staples Interiors

Design Studio | Furniture | Lighting | Decor

Signature Interiors for Refined Living


ASPEN & IVY is both an extraordinary shopping experience and a talented interior design firm. Our mission is simple: enrich our customers' lives through their homes with quality products and unexpected service.

www.aspenandivy.ca

CONTENTS

HOLIDAY/WINTER 2019/20



ON THE COVER

Designer Terri Clark makes a family's wishes come true. Story, page 32. Photography by Sandy MacKay.

48



LOCAL FEATURES

- 22 Style Picks** A flurry of finds to enhance your favourite spaces.
- 32 Feature Home** Finding the will and the way to complete a long overdue main-floor renovation.
- 48 Spotlight** Introducing Flower Nook By Fresh in downtown Coldwater.
- 52 Feature Home** Tour a family-friendly home decorated for Christmas.
- 62 People** Local pros happily reveal their favourite holiday treats.
- 72 Spotlight** Barrie Pool and Patio invites you to their Christmas Market.
- 76 Home & Builder** A new home, a happy life in Snow Valley.

DEPARTMENTS

- 16 Editor's Note**
- 20 Advice** Designing Stairs
- 26 Cooking At Home** Almond Snowballs
- 28 Gardening** Cedars Rule
- 44 Design Ideas** More Or Less
- 46 Crafty Ideas** Star Wreath
- 50 Outdoor Living** Cosy Ice Huts
- 70 Real Estate** Going Modular
- 74 Projects** Holiday Welcome
- 88 Double Take** Green Room
- 90 Home Resource Directory**
- 92 Good Taste** Holiday Cocktail
- 94 Finishing Touch** Build A Bar



NORTHERN IRON

LIGHTING • FURNITURE • SCULPTURE • DESIGN

EST 1995
HANDCRAFTED IN CANADA



705.735.4414
740 Huronia Rd. Unit 8, Barrie, ON L4N 6C6
f i s

Canadian Manufacturer of Artisan Lighting, Furniture and Metal Art
northerniron@bellnet.ca | www.northerniron.ca

Public
Welcome!



LUMBER SPECIALTIES
POST & BEAM TIMBERS • DECKING
FENCING • FLOORING • FRAMING
INTERIOR PANELING



TRANS CANADA
WOOD PRODUCTS LTD.
lumber store

705.721.1116
7735 County Road 27, Barrie
PO Box 7189, Innisfil, ON L9S 1L0
www.transcanadagroup.on.ca

advice



STAIRCASES

GOING UP AND DOWN IN STYLE

Interior Designer **Dolores Pian** shares her ideas.

Staircases are corridors, leading both the eye and visitor from one storey to the next. An important element in the design and function of a home, stairs can make a dramatic or subtle statement.

When planning a new staircase or renovating an old one, it's important to seek a reputable staircase manufacturer who can provide expert advice on types of steps, spindles and handrails, as well as crucial information regarding timing and pricing.

DECISIONS, DECISIONS

Staircase design is based upon your needs and wants, for example:

Architectural style: Gothic Revival, Georgian, craftsman or modern?

Function: utilitarian, statement piece or discreet?

Shape: straight, scissor, open, closed or double (à la *Gone With The Wind*)?

Materials and finishes: wood, glass, iron, metal, painted or carpeted?

SAFETY FIRST

MAKE IT STRONG AND MAKE IT SAFE

"Stairs are the most complicated aspect of your home, and your contractor can't make important decisions on-site that could contradict the Ontario Building Code (OBC)," states seasoned contractor Dan Robinson. "Even the smallest change can become a life-safety issue, affecting permit requirements and construction. Hire a professional who can design what you want and help you make important decisions to get your permit."

ALL GOOD THINGS REQUIRE TIME

Whether traditional or modern, all professionals agree: Stair placement and design should be one of the first interior elements considered when planning a project. "It's important

to have a clear, unified vision between all parties: client, builder and homeowner," says Lee Whitaker, President of Barrie Trim & Mouldings. "Make sure all parties involved are all on the same page, trying to achieve the same outcome."

TIPS FROM THE PROS

Ask for shop drawings and 3-D renderings. They're a great way to review your decisions prior to building and installing a staircase.

Beware of falling in love with internet images. Staircase details from other jurisdictions may not follow strict OBC requirements.

OPEN-PLAN LIVING

Minimalist staircases are the eye-catching, sculptural focal point of many interiors. Their seamless design utilizes materials used elsewhere in the home, adding to a spacious feeling. A modern staircase can be the hallmark of a unique home.

To create a sound staircase with minimal structure, custom-stair professionals prefabricate each component, often using computers to ensure each piece is precisely cut. With the skeleton installed early in construction, all details must be finalized in advance – details cannot be modified on-site.

THE FUTURE OF SPECTACULAR STAIRS

Lighting: LEDs show stairs in their best light, and can be placed on the wall, tread, handrail or riser. To avoid shadows on staircase treads, use a light source with a wide beam.

Varying materials: Mixing metals and metal finishes offers another colour and sensory option for your décor.

Laser-cut balustrade: Any design imaginable can be created for your unique project.

Stairs can be magic. So make them beautiful, one step at a time. **OH**



*Customized spaces for real people,
living well.*



Kitchens • Bathrooms • Closets • Family Rooms • Additions • Renovations



Total Living Concepts

TotalLivingConcepts.com

Call 705.721.9148

visit our showroom at
464 Penetanguishene Road, Springwater.

style picks



MIX & match

PHOTOGRAPHY SANDY MACKAY

The Christmas countdown is on. We have great ideas for your home, and gifts for everyone on your list.



1 WASAGA BEACH DECORATING
Rustic Chandelier
Made of authentic pine, this handmade chandelier from Artcraft's farmhouse collection is stained, distressed and draped in black textile wires. Hang it over your island or dining table.
1 Market Lane, Unit 3, Wasaga Beach
705.429.1500 | wasagabeachdecorating.com

2 CHRISTMAS VILLAGER
Nutcrackers & Smokers
Meet the Viking nutcracker, prepared to defend and fight. He's paired with authentic German incense smokers – the mushroom forager and the maiden. Authentically made in the Erzgebirge region of Germany.
10 Coldwater Rd., Coldwater
705.686.3883 | facebook.com/thechristmasvillager

3 BLAIR INTERIORS
Door Mats
Welcome your family and friends in festive style with a 100 per cent coir fibre door mat. Each purchase supports Education Without Borders, an organization that supports education in disadvantaged parts of the world.
305 King St., Midland
705.526.0500 | blairinteriors.com

4 OLIVE OIL CO.
Oil & Vinegar
Can't pick just one premium olive oil or balsamic vinegar? Build your own gift set or bring a variety home to try on your favourite recipes. Delicious. Healthy. Simple.
45 Dunlop St. E., Barrie | 705.503.6457
31 Commerce Park Dr., E1, Barrie | 705.792.0300
oliveoilco.ca

5 SYMMETREE
Custom Table
Gavin Silberman crafts one-of-a-kind pieces like this seven-foot, solid pine, naturally-aged farmhouse table made using a combination of joining techniques. Looking for something bigger or smaller? Just ask Gavin.
705.770.7480 | symmetreewoodworking.ca

6 HOME & COTTAGE INTERIORS
Mugs
These mugs by Abbott are beautifully made and hold an extra-large coffee, tea or hot chocolate. A perfect gift for a coach, teacher, neighbour, or treat yourself.
15 Sturgeon Bay Rd., Coldwater
705.686.3082 | homeandcottageinteriors.ca



style picks

7



8



9



7 DESIGN LOFT CUSTOM INTERIORS
Custom Kitchen
Cook in colour in your custom kitchen. A shaker cabinet in Pewter Green by Sherwin Williams is paired with Caesarstone quartz in Turbine Grey and brushed-gold hardware. Pick an engineered wood floor in Divine Aries or tile in Venato Grey.
140 Ferndale Dr. N., Barrie
705.728.1773 | simcoedesignloft.com

8 ELEGANT SOLUTIONS
Wood Series
Complement your Cambria quartz with custom wood furniture, waterfall counters and cutting boards. Canadian made in your choice of wood, including pear, cherry and walnut.
12 Sarjeant Dr., Barrie
705.797.0114 | elegant-solutions.ca

9 ABODA DÉCOR
Stressless
Relax in a Stressless recliner. The Aura in oxford blue Paloma leather offers tall comfort with a slim and modern look. Stressless promises to make the most comfortable furniture in the world.
31 Commerce Park Dr., Barrie
705.735.1825 | abodadecor.com OH

ECLIPSE®
SHUTTERS

THE LOOK AND TEXTURE OF A PREMIUM PAINTED FINISH WITH HALF THE GLOSS

NEW **Satin** FINISH

standard finish

HOME IMPROVEMENT STORE PRICING. EXPERT SERVICE.

Easy to Clean | Energy Efficient | 25-year Warranty

WASAGA
BEACH DECORATING

705.429.1500
1 Market Lane Unit 3 (Stonebridge Plaza)
Wasaga Beach ON
wasagabeachdecorating.com

Call Tasha for your FREE in-home window consultation.

Let The Grounds Guys Take Care of Your Fall & Winter Needs!

CALL TODAY FOR A FREE ESTIMATE!

We are a full-service landscape company and can assist you with:
FALL YARD, GARDEN & LEAF CLEAN-UPS • IRRIGATION BLOW-OUTS
RESIDENTIAL & COMMERCIAL SNOW REMOVAL
PLANNING & DESIGNING NEXT YEARS OUTDOOR PROJECTS

the GroundsGuys® - Barrie
a neighbourly company
705.333.0863
39 Churchill Dr., #3, Barrie • barriesupport@groundsguys.com

MOONSTONE TIMBER FRAME

A proud member of the Timber Framers Guild of North America

Timber Frame Homes • Dovetail & Log Homes • Round & Square Post & Beam • Cottages, Barns & Additions • Gazebos, Pergolas & Pavilions • Heavy Timber Trusses • Staircases & Railings
Construction & Installation • Custom Design & Engineering

5805 9th Line North Oro-Medonte, ON L0K 1N0
705.835.3721
info@moonstonetimberframe.com
www.moonstonetimberframe.com

STEEL TILE co.™
METAL ROOFING MANUFACTURERS

1.800.461.5567
tileinfo@steeltile.com
f t i n h

MAKING A STATEMENT WITHOUT SAYING A WORD!

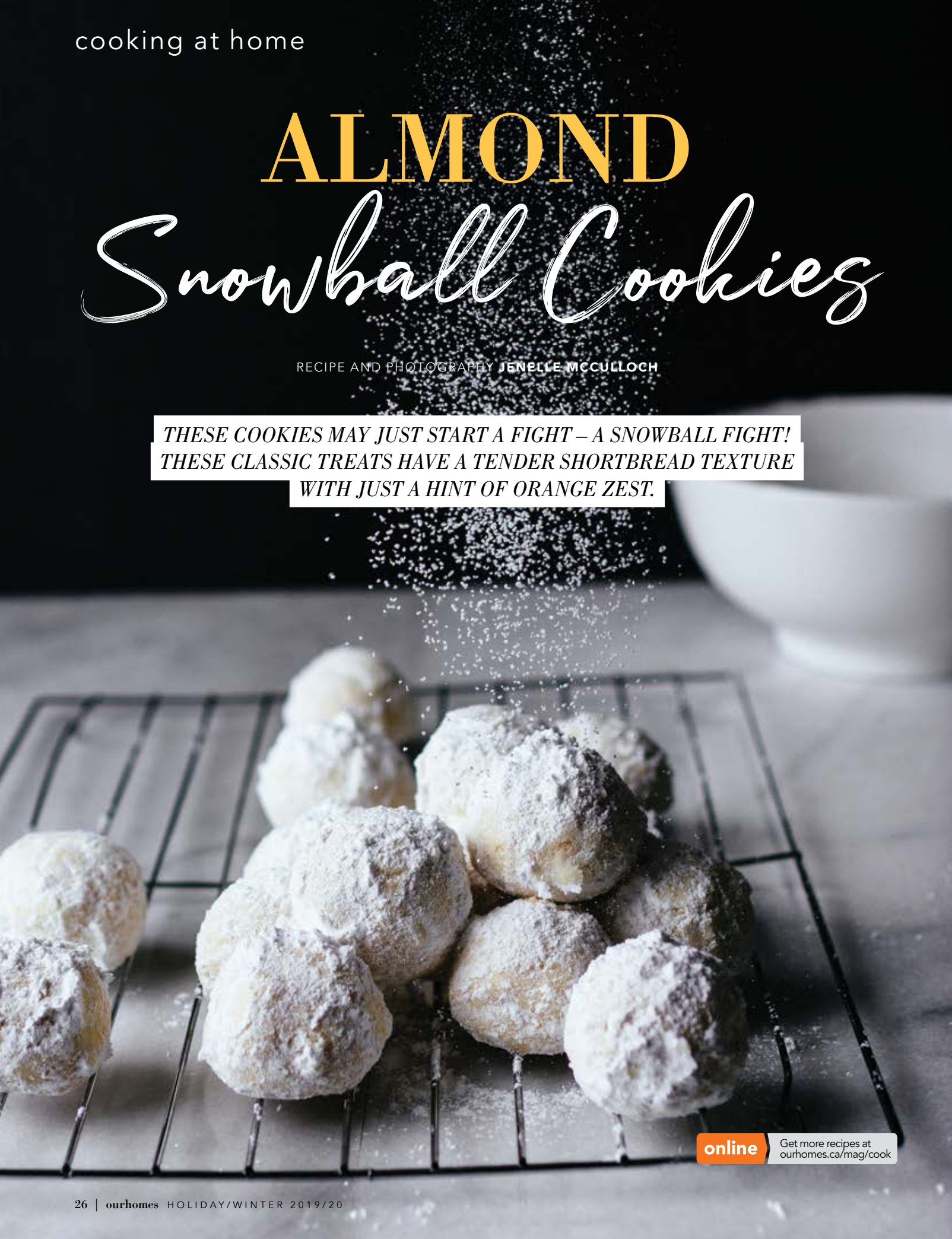
A LIFETIME OF PROTECTION FOR YOUR BIGGEST INVESTMENT
Come Explore the Benefits & Discover the Lifelong Durability of a Steel Tile Metal Roofing System!
Family Owned Since 1986!

3487 Thomas St., Innisfil
Showroom Open to the Public: Monday - Friday: 8am - 5pm
www.steeltile.com

ALMOND Snowball Cookies

RECIPE AND PHOTOGRAPHY JENELLE MCCULLOCH

*THESE COOKIES MAY JUST START A FIGHT – A SNOWBALL FIGHT!
THESE CLASSIC TREATS HAVE A TENDER SHORTBREAD TEXTURE
WITH JUST A HINT OF ORANGE ZEST.*



online Get more recipes at
ourhomes.ca/mag/cook



INGREDIENTS

Makes 20-25 cookies

- 1 cup unsalted butter, softened
- ½ cup powdered sugar plus more to coat
- 2 cups all-purpose flour
- 1 cup almond flour
- 1 tsp vanilla extract
- 1 tsp orange zest
- ½ tsp salt

DIRECTIONS

Preheat oven to 350°F.

In a stand mixer with paddle attachment, cream together butter and ½ cup powdered sugar.

Add all-purpose flour, almond flour, vanilla extract, orange zest and salt. Mix until dough is combined and forms a ball.

Line a baking sheet with parchment paper and roll dough into 1-1.5 inch balls.

Bake for 13-15 minutes, or until bottoms are light brown.

Let cool slightly and, while still warm, roll in powdered sugar.

Let cool before storing. Enjoy! **OH**



OFFERING TURN-KEY KITCHEN + BATH RENOVATIONS

CABINETRY
COUNTERTOPS
FIXTURES
TILE



LINDSAY SCHULTZ
kitchens + cabinetry

www.lskc.ca
FROM CITY TO COTTAGE
f i h

CEDAR THE TREE OF *Life*

STORY **MELANIE REKOLA**

*CEDARS ARE
SOME OF THE
MOST WIDELY
MISUNDERSTOOD
AND OFTEN
UNAPPRECIATED
TREES IN
OUR AREA.*

Throughout my 20 years as a landscape designer, I've witnessed countless disparaging remarks about the humble cedar – the most common being their tendency to attract mosquitoes. It's certainly true that, in the wild, cedar trees naturally populate damp areas, and these damp places appeal to mosquitoes. But in a cultivated setting, a cedar will attract no more of the biting insects than any other tree on your property.

In fact the common and unpretentious cedar has a place in nearly every outdoor space, no matter how large or small – and has countless positive attributes.

As evergreens, cedars retain their foliage throughout the winter, keeping their lush look year-round.

Cedars are fast-growing, robust conifers that hold up well in cold climates.

Great for small spaces, cedar is quite malleable – trim it to fit the height, shape and width desired.

A hedge of cedar makes an excellent privacy, wind or sound screen.

Planted along a driveway, they're brilliant as a barrier for rolling basketballs and the like.

A cedar can be an excellent refuge and nesting site for small animals, and the ample seeds a food source for local birds and wildlife.

Cut branches of many types are excellent for Christmas arrangements, inside and out.

Cedar wood is naturally disinfecting and resistant to water damage, hence its use in applications from saunas to cutting boards.

The compound thujaplicin gives cedar its trademark pleasant scent.

Continued on page 30



MISSISSAUGA LOCATION
6291 Netherhart Road
Mississauga ON
905-670-1233

RICHMOND HILL LOCATION
85 West Beaver Creek Road
Richmond Hill ON
905-889-8757

MIDHURST LOCATION
1319 Bayfield Street
Midhurst ON
705-734-1233

Visit simcoe county's best resource for masonry and landscape products.

Our Midhurst location has one of the largest selection of brick and stone products in Ontario. Masonry products are all we carry and our expert staff will be glad to help sort through the options to find the perfect solution. Whether for interior or exterior, new construction, renovation or landscaping we have the brick and stone to suit your needs.

MASON'S MASONRY SUPPLY - MASONRY EXPERTS SINCE 1967



**COMMON
VARIETIES
OF CEDAR**

EMERALD CEDAR
(*THUJA OCCIDENTALIS "SMARAGD"*)
With a very tight, emerald green, conical form, these are the formal types often planted in a stately row, in pairs to flank an entryway or as a specimen planting. For best success, young trees should be protected by a wrapping of burlap for the first winter after planting. Like all cedars, they favour moist soil.


WHITE CEDAR
(*THUJA OCCIDENTALIS*)
Often referred to as swamp cedars, these native cedars can be found growing in moist areas and along shorelines, though they also occur in dry areas where the soil is not acidic, such as on limestone. They provide invaluable shelter to a host of birds and mammals all year long. In urban settings, this variety is normally grown as a hedge.

BLACK CEDAR
(*THUJA OCCIDENTALIS "NIGRA"*)
Very similar to white cedar. Tough, and even tolerates some shade. Another great hedging variety, it has a smaller stature and its bark and leaves are a darker green.

DEGROOT'S SPIRE CEDAR
(*THUJA OCCIDENTALIS "DEGROOT'S SPIRE"*)
An interesting cedar tree with slightly twisted branches and a narrow, upright form. It's quite beautiful, but less vigorous than other types. Planting these cedars in a protected area with adequate moisture, plus wrapping them for their first winter after planting, is essential.

**HEALTHFUL
BENEFITS**

Cedar has a long and impressive history of medicinal uses, earning the name arborvitae, meaning "tree of life."
With potent and beneficial phytochemicals, the essential oil of *Thuja occidentalis* is antimicrobial, antibacterial, antiviral and antifungal – with immune-stimulating properties as well. Cedar also acts as an expectorant, aiding in chest congestion and productive coughs.
Cedar is a sacred plant to Native Americans and revered for its medicinal, household and ceremonial purposes. Exceptionally high in Vitamin C, cedar was used to treat and prevent scurvy, and indigenous people taught early explorers and settlers to the New World to make tea from cedar and other conifers. Some First Nations communities would dry and powder the leaves to use as a poultice for various skin conditions. Traditionally, the Algonquin used an infusion of the leaves to treat children with colic. The Abnaki, Algonquin and Iroquois treated rheumatic illnesses with topical applications of this versatile plant.
This winter season, why not try adding cedar to a bath for its immune-boosting, circulatory-stimulating and mild pain-relieving properties. Cedar foot baths work well, too: Simmer a few hearty handfuls of leaves in a pot on the stove for about 20 minutes and strain. As an herbal steam, cedar is wonderfully aromatic and helpful in breaking up sinus and chest congestion.
For all its medicinal, aromatic, aesthetic and utilitarian qualities, the cedar has remained a humble tree – one that warrants consideration in your next outdoor project. **OH**



Call today for discounted pre-paid 2020 lawn programs!



Expect the best...
We're **greener**
than the rest!

DESIGN • BUILD • MAINTAIN

Residential, Commercial & Estate Property
Lawn & Garden Maintenance
Tree Pruning & Removal & Stump Grinding
Fertilizer & Weed Control Programs
Snow Plowing • Blowing • Shovelling
Sanding • Salting & Firewood!

PROTECTING YOUR ASH TREES AGAINST THE EMERALD ASH BORER, TREEAZIN IS THE #1 ENVIRONMENTALLY FRIENDLY TREATMENT THAT IS NOT HARMFUL TO BEES.
TREATMENT DATES: JUNE 1ST - AUGUST 31TH

Foster Lawn & Garden LTD
www.fosterlawnandgarden.com (705) 726-9189

D. JANES CONSTRUCTION ————— **705.443.1737**

Culture Stone Specialists • Install & Supply

ALL MASONRY WORK:
FIREPLACES • BRICK • BLOCK • STONE



DESIGNER'S *Touch*

STORY **M. CAROLYN BLACK**
PHOTOGRAPHY **SANDY MACKAY**



IN 2017, JANE AND SOME FRIENDS WERE ON THE MAY COURT CLUB OF BARRIE HOMES FOR THE HOLIDAYS TOUR WHEN SHE WAS STRUCK BY THE DÉCOR AND DESIGN IN ONE OF THE HOUSES. Continued on page 34

LEFT: Designer Terri Clark repositioned the couple's dining set in the space, changed the orange leather on the chairs to cream and selected a colourful Mid-century modern wallpaper. **ABOVE:** Designer Terri Clark stands in the beautiful new kitchen in her client's home.



More than a year later, when she was ready to renovate her own home, she did some sleuthing and, after a few false starts, finally tracked down the designer, **Terri Clark of Terri Clark Interiors**. “I called the May Court Club to get the contact information for the homeowner, and she gave me Terri’s phone number – but the number wasn’t working. Terri had just ditched her landline in favour of her cell phone, but Jane finally connected with her in late 2018.

The home on a quiet street in Midhurst was built in 2002 and Jane and her family have lived there for almost 10 years. They love the location, but the home became dated and Jane decided it was finally

time for an overhaul. “For some reason I painted everything dark brown back then,” she laughs.

Terri saw the potential immediately, especially in the expansive kitchen. Its original layout was awkward. Jane, an avid cook, kept banging her head on the too-low range hood and says there was a “dance floor” between the kitchen island, sink and counters. The wall oven was far from the cooktop, tucked away in a bank of cupboards closer to the dining room.

Jane made it clear right away that she was leaving most, if not all, the design and décor decisions to Terri. Jane’s career doesn’t leave her a lot of down time and her husband is equally busy, so she felt

Continued on page 36

LEFT: The entire main floor was renovated, including the foyer, which got a sophisticated new look. **BELOW:** A cove on the raised counter in the kitchen is a perfect spot to set up a beverage bar when entertaining. **BOTTOM:** A walnut frame around the Wolf induction range adds warmth to the white kitchen.



THE GOAL OF THE MAIN FLOOR RENOVATION WAS LIGHT, BRIGHT AND WHITE.





overwhelmed when faced with the mountain of decisions involved in a renovation. Jane says Terri was great to work with: organized, deadline-oriented and respectful about the budget.

The goal of the main floor renovation was white, bright and light – modern and contemporary but with nods to traditional décor here and there. Jane only asked that Terri work around several must-keep items: the original rustic wood floor, the built-in unit in the family room off the kitchen area and beautiful original paintings of her three children. Terri painted the built-ins white – including the backs of the glass inserts – so they transitioned seamlessly into the new design. The couple’s beautiful Mid-century modern dining table and chairs were also staying, so Terri replaced the original orange leather upholstery with a bright cream leather. To complement the dining set, Terri hung a daring Mid-mod wallpaper on one wall and brought in potted plants to add natural beauty.

A see-through, vertical fireplace provides a clear view from the kitchen into the family room, adding warmth and a wow factor to the renovation.

Terri designed the kitchen Jane has always wanted. Built by **Bateman Fine Cabinetry**, it replaces the old yellow cabinets and includes an expansive island that runs the length of the room, filling the old dance floor. The back wall houses a Wolf range

TOP LEFT: Terri designed the kitchen Jane always wanted. The bamboo bar stools with white seating weave are a perfect finishing touch. **FAR LEFT:** The dishwasher is located at the far end of the kitchen where dishware is stored in even more cabinets. **LEFT:** A new beverage fridge is a handy addition to the lower cabinets near the dining room. **OPPOSITE, TOP:** Terri had the original built-in cabinetry in the living room painted white, including the back of the glass inserts. **BELOW:** A see-through vertical fireplace separates the kitchen and the living room.



NEW FURNISHINGS AND A SEE-THROUGH, VERTICAL FIREPLACE CREATE A COSY, SOPHISTICATED NEW LIVING SPACE.

with an induction stovetop and electric oven with a custom walnut range hood. The lower cabinets keep going and offer endless storage. Original windows in the corner let an abundance of light into the space. The quartz counters have gold veining, matching the luxe faucet and cabinetry hardware. There’s more storage in floor-to-ceiling cabinetry on the opposite wall, designed to look like a modern buffet and hutch. Bamboo counter stools with a white seating weave surround the island, now a favourite place for Jane’s children to do homework. “I just love the stools; they’re beautiful and very comfortable to sit in,” says Jane. The island also houses a second full-size oven directly across from the range.

Continued on page 38



Throughout the renovation process, Terri and Jane continued to surprise each other with Terri's unerring vision and Jane's leaps of faith that everything would tie together in the end.


Terri celebrates 20 years in the design business in January 2020 and says she loves her career more than ever. "Design and style are very personal things and it always gives me such pleasure when I see my clients discover the possibilities when guided through the

process, thinking outside their comfort zone. It really is a beautiful thing to see someone's dreams come to reality; there's nothing better than the moment of a reveal."

The big reveal was a family affair, with all three kids plus Jane and her husband seeing the space for the first time together. "I wanted the kids to see their new space the same moment we did," she says. The whole family loves the new look. *Continued on page 40*



ABOVE LEFT: Terri situated the family's striking weathered branch in a lovely new basket, added moss and found it an appropriate spot. **TOP:** Three cherished family portraits hang above a new patterned bench in a hallway off the foyer. **ABOVE:** Plants in various white planters hang on the wall in the dining room.



Terri designed and furnished the study into a fun and funky kids-only space.

feature

Terri made some simple changes, such as repositioning the dining room table so it runs parallel to the living room instead of perpendicular, allowing for greater movement and flow in both rooms. Even though Jane was initially reluctant to consider curtains, she now says they definitely add a finished, formal look to the rooms. Because the stairs were a foyer focal point that would have distracted from the rest of the brighter design, Terri painted the staircase a dramatic black and white. She added a fun, geometric wallpaper in white and gold to the main-floor powder room. *Continued on page 42*



LEFT: A new light fixture, black feature wall and curtains completely transform the main-floor office. **TOP:** Updating the stairs wasn't part of the original plan, but Terri insisted on painting the treads, which was the right decision. **ABOVE:** Adding a gold geometric wallpaper gives the powder room a completely new look.

TERRI CLARK
Interiors

Timeless Design & Modern Style
www.terriclarkinteriors.com | terri@terriclarkinteriors.com | 705.794.6189



FULL HOME SOLUTIONS: Project Management | Window Treatments | Private Shopping
Upholstery | Furniture | Custom Trim | Wall Paper | Accessories | Fabric



Merry Christmas



705.818.7900
austin@kirkworthconstruction.ca | www.kirkworthconstruction.ca
A Reputation Built on High Quality Craftsmanship & Proven Reliability



RIGHT AND BELOW: The kids' study has comfortable wicker chairs, perfect for curling up and reading. Terri added custom drapes to this room too. **FAR RIGHT:** Jane's daughter's room received a more grown-up look.



REPURPOSING THE OLD KITCHEN CABINETS AND ANYTHING ELSE THAT WAS BEING REPLACED WAS PARAMOUNT. “WE HAVE TEENAGERS, AND IT’S VERY IMPORTANT FOR THEM TO SEE US MAKING SURE WE DIVERT AS MUCH AS WE CAN FROM LANDFILLS.”

Repurposing the old kitchen cabinets and anything else that was being replaced was paramount. “Recycling is very important,” says Jane. “We have teenagers, and it’s important for them to see us making sure we divert as much as we can from landfills.” Some of the former kitchen cabinets went to the laundry room while others went to relatives’ homes or were donated via the website letgo.com

Terri says the most rewarding part of her job is helping people create a home unique to them by working somewhere between their pre-existing taste and introducing new ideas to update the space. “It’s not about reinventing the wheel for clients; it’s about making a house feel like home to them. The goal is always the same: Helping people to live their best life.” **OH**



YOU WANT IT?
WE’VE GOT IT.

IN STOCK FLOORING EVENT

Your Flooring **Today.**

Hardwood | LVT | Area Rug |
Vinyl | Laminate | Carpet | **And More!**



Barrie
129 Maplevue Dr W
705.727.9805

Newmarket
20 Davis Dr
905.953.9025



MORE OR LESS?



STORY **TAMARISK MCNALT**
STEPHENS
PHOTOGRAPHY
JASON HARTOG

In the world of interior design, there is always a debate about minimalism versus maximalism, and whether “more of less” or “more of more” reigns supreme. It becomes as much a philosophical debate as an aesthetic one.

One is not better than the other, trendy or passé. They are simply different approaches on how to curate and edit the environment in which you inhabit, based purely on personal preference. Both aesthetics are equally difficult to execute properly and require just as much thought and attention to detail. A minimalist space of “too little” can feel cold, bare and incomplete when implemented with the wrong formula. A truly maximalist space of “too much” can seem chaotic without consideration of the principles and elements of design.

MINIMALISM

Although the term minimalism has become more mainstream during the last decade, the concept emerged in the 1950s visual arts and was later applied to other streams, such as architecture and interior design. Its focus is on intentionality – removing the distraction of excess to focus on core values or life purpose. Minimalism is not so much about how much (or how little) stuff you have but is focused on deciding what is wanted and needed. One of the biggest misconceptions about minimalism is having to live with bare necessities and doing without life’s luxuries. The intention is the opposite – to consciously decide what is important in your life – and creating a life centred around that.

Minimalist interiors tend to exhibit the following qualities:

- * an uncluttered, simple, clean space
- * a monochromatic colour scheme
- * items that meld function and beauty
- * focus on architectural features rather than on decorating
- * focus on essentialism (nothing is generally present without thought to function)
- * a strong emphasis on light, form and material selection

You might prefer a minimalist interior if:

- * you like clean lines and uncluttered space
- * you’re overwhelmed by too much stuff
- * you prefer the calming effect of natural, subdued colours



MAXIMALISM

In the world of interiors, maximalism was born as a reaction against minimalism. A maximalist space is defined by more of everything – colour, patterns, art and accessories. The appeal for people who love decorating and collecting is that there are no hard and fast rules and it’s about personalization over perfection. Although minimalists would find a maximalist space cluttered and excessive (one of the biggest misconceptions about maximalists is that they are hoarders and that there is no sense of order in their space), a successful maximalist space has been highly curated to keep it from turning into complete disarray.

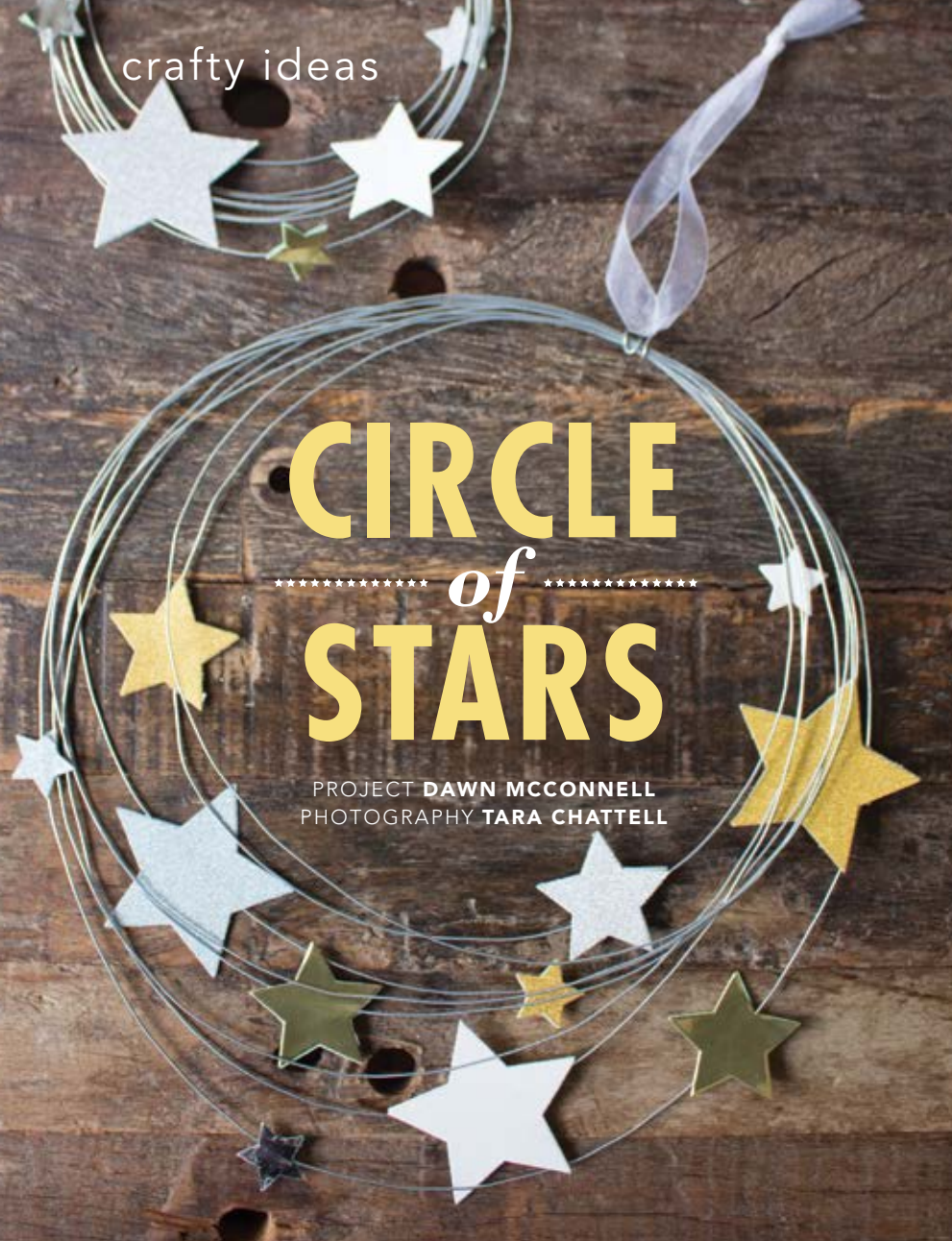
Maximalist interiors generally include the following characteristics:

- * layers of patterns
- * bright, bold colours
- * a blend of different period styles
- * collections of art, found objects, heirlooms, etc.
- * an air of glamour

You might prefer a maximalist interior if:

- * you are energized by bright, bold colours and various patterns
- * you love collections
- * you find minimalist spaces to be boring and devoid of self-expression

At the end of the day, the way you choose to live in your home is an expression of your style, lifestyle, beliefs, appreciations and values. Everyone has different preferences and can handle various levels of stimulation in the environment that surrounds them. Whether you prefer “more of less” or “more of more” – regardless of what’s trending – just do you. **OH**



A holiday star wreath with mixed metals you can make in minutes.



Materials

18-gauge galvanized wire

Glitter paper or glitter foam (we used gold, silver and white)

Glue gun or bottled glue

Length of ribbon or twine, for hanging

Tools

Wire cutters

Scissors

How-to

- 1 Determine the size of the wreath by forming a circle with the wire. Continue to wind the wire, forming between seven and nine circles in various diameters. Leave a tail of wire about two inches long.
- 2 Holding the bundle in one hand, wrap the tail around the wire circles several times.
- 3 Cut pairs of stars from glitter paper or foam in a variety of sizes for the front and back of the wreath.
- 4 Grab a pair of stars and apply glue to one side of each star. Pick a strand of wire, line up stars on each side, then sandwich the wire between the two stars. Repeat, adding stars at random throughout the strands until you love your design.

Tie ribbon or twine at the top of the circle to hang your wreath. **OH**



Happy Holidays!



GILKON
CONSTRUCTION LIMITED

We Build To Suit Any Style

Custom Homes and Cottages • Renovations and Additions
Commercial Builds and Project Management • Cabinet Making and Woodworking

705.526.3364 | gilkon@bellnet.ca | www.gilkonconstruction.com



Leanne George



PHOTOGRAPHY **SANDY MACKAY**

FLOWER *power*

THE PLACE: Leanne George’s gift for creating exquisite floral arrangements has arrived in Coldwater at **Flower Nook By Fresh**. The full-service flower and gift shop is a wonderful addition to the main street in this quaint village. “Coldwater has been extremely welcoming,” Leanne says. “The local businesses and the residents are strong believers in supporting and shopping local, which has created a strong downtown.” Flower Nook is the second location under the Fresh By Leanne umbrella, a complement to her bustling shop in Midland.


THE STYLE: Flower power is real. Flowers have an immediate impact on happiness and a lasting effect. Flower Nook’s gifted florists, fabulous fresh blooms and impeccable service make it easy to enjoy or share a special bouquet for any occasion. For the holidays, Flower Nook can create a stunning centrepiece. “The perfect centrepiece is a combination of American boxwood, magnolia, Carolina Sapphire, pine cones and cotton, designed in a galvanized container. “I love the organic, natural feel, not to mention how long-lasting this piece is,” Leanne says.



CHRISTMAS EVENTS: Fresh by Leanne and Flower Nook by Fresh are hopping during the Christmas season with at-home décor parties, at-home wreath-making parties as well as an open house wreath-making event at the beginning of December. Call either store for more details, or to book your own private party.



HOLIDAY MUST-HAVES: You’ll be smitten with Flower Nook’s Christmas selection of décor and gifts to give. Start with a tin advent calendar for the countdown and add a mailbox to gather your cards. White faux fur trees in three sizes won’t last. Ice skates as planters? Just imagine the possibilities. A tic-tac-toe board game makes a lovely hostess gift. Everything is priced right.



GET THERE:

11 Coldwater Rd.,
Coldwater
freshflownook.com
705.686.3687 OH

outdoor living

ICE HUTS *Lure* WINTER LOVERS

STORY
**WALTER
FRANCZYK**

PHOTO: COURTESY OF ACW DESIGNS

ONCE THE FRIGID WINTER REALM OF DIE-HARD ANGLERS, THE HUMBLE ICE FISHING HUT HAS BEEN FLIRTING WITH COMFORT AND FLAMBOYANCE.

Historically, fish huts have been hammered together with scraps of lumber, sheet metal and leftover building materials. Hauled onto frozen lakes, they've sheltered fishers who ply their sport year-round, no matter the temperature or season.

Ice fishing has a simple appeal. "Good company, tall tales, a little bit of whisky and the odd fish," says John Rider. "It forces you to be patient and relax."

John's Buttermilk Falls Resort in the Algonquin Highlands rents up to a dozen very basic huts to anglers on Boshkung Lake every winter. His shelters have a bench, a heater and an opening in the floor enabling anglers to fish through the ice.

It's a competitive business that's seen some operators offering more and more creature comforts to lure winter anglers.

On Lake Nipissing, Chilly Willy's Ice Fishing Adventure offers overnight stays on the ice for up to six people in heated huts with propane stoves and lights, kitchen sink, toilets and furnishings, dinnerware and utensils.

A Minnesota company makes luxurious Ice Castle Fish Houses like *The Rodfather*, a 26-foot rig that sleeps five and has seven fishing holes. Finished with cedar and carpeting, it boasts a shower, a kitchen and connections for satellite television. Some models have fireplaces and wiring for underwater cameras that can show passing fish on a large-screen TV. These winter fortresses cost many thousands of dollars, topping out at more than \$40,000.

Despite the allure of modern amenities, the traditional architecture of the ice fishing hut still thrives in Canada's hinterland. Toronto photographer Richard Johnson has made ice huts an art form. He spent 10 years photographing tiny, colourful fishing shelters on iced-over lakes across Canada. Framed prints of his beautiful photos sell for more than it cost to build most of the huts he photographed.

When fish huts pop up on local lakes, their lights in the dark winter night are an enchanting vision. It's an image that helped inspire a group of Haliburton friends who celebrated this atypical, rural architecture last winter when they organized a two-day Ice Cube Gallery. Hundreds of people trekked onto Lake Kashagawigamog to see paintings shown by a handful of artists in three ice huts specially built for the event. Clad in metal with clear plastic roofs to admit natural light, the huts were built with high ceilings, allowing visitors to comfortably enter and stand. There was a pop-up restaurant, a beer tent and music. At night, LED lights shone on the snowy walkways. "It was quite magical," says Collin Burke, one of the organizers. Public response was amazing, he says. "It's a truly Canadian adventure. It's a 'true north, strong and free kind' of thing." If they can pull it off, organizers would like to expand the gallery this winter. "You can imagine if there were 10 or 12 huts that were all lit up at night."

Designer Andria Cowan Molyneaux

encourages fish hut owners to make the best of their winter lairs. Last winter, she once again invited anglers to enter her Helluva Hut ice fishing hut makeover contest. People submit photos of their ice shacks and Andria's team picks one for a renovation.

Carpenter Shawn Casey of Twelve Mile Lake was the winner of the latest makeover contest. Unveiled at Haliburton's Frost Festival, the remodelled hut has newly painted, white interior walls, a padded bench with storage space below, carpet tiling, fishing rod holders and a secured fishing hole, designed to be safe when small children are present. Large maple leaves in the Haliburton tartan decorate the red metal exterior. "They did a great job," says Shawn. A lifelong ice fisherman, he has no idea how old his fishing hut is. It was given to him more than 10 years ago. "It's definitely going to be more comfortable."

Andria says the contest showcases her work and its diversity. Learning about clients and developing spaces that meet their needs isn't restricted to palatial lakefront homes, she explains. "Ice fishing is actually pretty technical and personal," she says. "There's a lot of people in a tiny box that are very active, participating in a sport, so you have to find ways to store the materials, seat them, make them comfortable and safe, and, of course, we like to make it beautiful."

Everyone has thought about the perfect ice hut and their own best design, says John. While huts are integral to winter fishing, they're simply protection against the elements. "On a beautiful sunny day, no one fishes in their ice hut," he says. "They'll take their chairs or their benches out of the hut, drill a hole in the ice and enjoy the sun." They join neighbouring anglers, trade fishing tips and tall tales and bask in the sun. John's daughter calls their winter gatherings an ice burgh. **OH**

Shawn Casey's hand-me-down fishing shack got a hand up in Haliburton's annual Helluva Hut ice fishing hut makeover contest.

PHOTO: WALTER FRANCZYK



Shop Our Freshly Cut Holiday Trees!



Barrie
pool & patio

**SHOP OUR PREMIUM CUT CHRISTMAS TREES.
AS WELL AS ALL THE ESSENTIALS FOR
ELEGANT HOLIDAY DÉCOR & GIFT GIVING!**

Free hot chocolate with the purchase of a tree!

705.733.9119 • 1027 Bayfield St. North, Barrie • www.barriepoolandpatio.com



PRYCON
Custom Building & Renovations Inc.
Simply better living.

Building or Renovating?

**Serving Simcoe County and
Surrounding Area for Over 25 Years.**



36 Morrow Road, Suite 100, Barrie, ON L4N 3V8

705-739-0023
www.prycon.com

ADDITIONS • RENOVATIONS • CUSTOM HOMES

Kitchens • Bathrooms • Basements • Garages • Media Rooms • Wine Cellars

IT'S THE MOST *Wonderful* time OF YEAR!



STORY **KATHLEEN DUNCAN**
PHOTOGRAPHY **SANDY MACKAY**



Family handprints add a personal touch to the front facade.



A ceremonial cornerstone featuring six handprints of diminishing sizes adds a touch of whimsy to the otherwise sophisticated facade of this contemporary custom home in Barrie's Tollendal neighbourhood.

Continued on page 54



Bradford Greenhouses Garden Gallery decorated the Kenyon home with a festive tartan theme for the May Court Club of Barrie's Homes For The Holidays.



The detail also demonstrates the priority Steve Kenyon and his wife Kathryn placed on family life as they worked with **Rinaldi Developments** to construct the perfect sanctuary for life with four young children.

“We wanted a home that could adapt to our growing family,” recalls Steve, a residential designer who runs **Kenyon Design** from an office over the garage. Specializing in custom homes and renovations that provide energy efficiency and sustainable building practices, he selects projects carefully to maximize Daddy time. “When I began the design, we had two kids, but knew we wanted more. Now it does what we want it to for our whole squad.”

Rinaldi executed the open floor plan of the two-storey building to go beyond typical sightlines.

“I wanted the first and second floors connected as well,” Steve explains, pointing to skylights and an open stairwell system by **Barrie Trim & Mouldings Inc.**, **Stairhaus** and **Accurate Glass Products**. “We can get the kids’ attention from down here when they’re in their rooms.” *Continued on page 56*



A 10-seat dining table is ready for a Christmas feast. **TOP** — **LEFT:** An open stairwell is both modern and traditional with glass railings and wood treads and risers. **TOP:** Steve Kenyon of Kenyon Design spent two years perfecting the layout of his family’s modern home, built by Rinaldi Developments. The striking solid-wood front door is from Decola Windows and Doors Inc.



Porcelain Santas add a fun touch in the kitchen. Simcoe Custom Cabinetry built the upper and lower cabinets in white and the island in wood, topped with stone from Northern Granite Works. Glass pendants are from Glass Lighting Gallery.

The kitchen melds Steve’s love of modern and Kathryn’s desire for a cosy, warm interior.

feature

Each place setting has a tuft of cedar, a tin candle holder, a red ball and a name for each star at the table.



Blonde floors on the main floor transition to glossy white, large-format tiles in the kitchen.
BOTTOM LEFT: The holiday décor is right at home in this nook with a mix of custom cabinetry, open shelving and a cosy bench seat.



Whimsical Christmas decorations add joy to home.



A spacious, laundry/mudroom was a must-have for this busy family of six. **ABOVE:** Two floor-to-ceiling fireplaces with limestone surrounds provide warmth and comfort when it's snowing outside. **RIGHT:** A large sectional sofa provides plenty of seating for the whole family in the spacious great room.

With both Steve and Kathryn native to Barrie, their network of loved ones is large and they entertain often. When the youngsters are sleeping, strategically placed pocket doors are employed to have the opposite effect.

The couple took more than two years in the design phase to ensure the floor plan would work for everyone at all times of the day. The aesthetic evolved along the way. Although Steve has a personal preference for a modern style, Kathryn wanted to avoid a cold or sterile environment. “I want people to feel comfortable sitting down,” she says.

At the centre of the 3,700 sq. ft. house – and of family life – is the 10-seat dining room table. Conveniently adjacent to the

kitchen, the eating area is lined with blond boards from **Grand Floors Ltd.** and flanked by two floor-to-ceiling **Napoleon** fireplaces clad in Ontario limestone by **JMC Stoneworks Ltd.**

“Everything radiates from here,” says Steve, who knows the design decision goes against the current trend of hiding or removing the dining room altogether. For this family, however, coming together at mealtime is a daily ritual.

The see-through twin fireplaces, which warm the foyer to the front, and great room to the back, occasionally serve as end markers for a running track popular with the younger set during playtime.

“What I would have wanted before kids would have been very different,” reflects Kathryn with a laugh. “I told Steve we need a loop – the kids need to run around.”

Every aspect of the house was designed with the children in mind – from the extra-tall ceilings in the playroom to the **Empire Pools** landscaping in the backyard.

“With the pool, we don’t need a waterfront property,” she adds. “I want this to be the place where the kids bring their friends back to.”

Designing a home with children also meant an extensive mud/laundry room with plenty of built-in storage by **Simcoe Custom Furniture & Cabinetry** for grab-and-go sports gear. Countertops throughout the

Continued on page 58

feature

The master suite has a perfect spot by the large window for its own Christmas tree. Windows and doors throughout the home are trimmed in wood from Barrie Trim & Mouldings Inc. Complete Blinds supplied all the window coverings. **BELOW:** The bathrooms have ultra-modern amenities with custom quartz-topped storage vanities.



house were supplied by **Northern Granite Works**, while **Custom Plumbing** and **Kent Daigneault Electrical** did their part.

Simcoe County Custom Furniture & Cabinetry also crafted the kitchen cabinets, bathroom vanities, master closet and bunkbeds. “There’s more custom cabinetry in our laundry room than there is in our kitchen,” Steve quips.

“I love that room,” answers Kathryn. “I like everything to have a place to be, and to be accessible to the kids so they can get it and put it

away and learn how to be independent.”

The couple shares a particular fondness for the north-facing great room, where an expansive sectional invites the family of six to play games or watch television. With no window coverings to mask the bounty of nature beyond, the minimalist, yet cosy, space is reminiscent of a castle lodge or oversize treehouse. Towering limestone stacks stand beside lofty wooden windows (from Marvin Windows Canada) that reach to a dramatic tray ceiling with wooden inlay. *Continued on page 60*



timeless quality





“I enjoy the proportion of it and the quality of light,” says Steve. At Christmastime, this room plays host to a 14-foot tree that requires kid-approval before being cut down and brought home. “Every year, the decorations get a little higher,” says Kathryn, describing the children (now aged five to 11) reaching up to hang ornaments.

Last year, their home was featured in the **Barrie May Court Club’s Homes For The Holidays** event and **Bradford Greenhouses** brought the greenery and décor. The couple had toured other homes during past events and were happy to support the charitable work of the oldest service club in Canada.

“Last year we raised \$56,000,” says volunteer tour convener Bev Jackson, noting the money goes to scholarships and local charities. “I think they do so many good things in the community; I’m just really proud to be part of it.”

The \$35 tickets are available at Barrie’s May Court Shop at 54 Maple Ave. and include five inspiring homes, a tea room at the Heights of Horseshoe, and gift shopping at the Unique Boutique.

“All year long, our May Court members are busy elves,” Jackson adds. “I am always amazed at the talent of people who are crafters.”

The 2019 event, coming up Nov. 16 and 17, will be the club’s 28th annual home tour.

“It did look spectacular,” Kathryn recalls of her professionally decorated holiday home. “The kids loved the sparkly pillows and stuffed unicorns.” **OH**

These rooms are designed to transition as the children grow and their needs change. Teddy bears and unicorns complement the festive decorations in each room, including in the shared bathroom.

Dotti Potts
POTTERY STUDIO & GALLERY

SEE THE ARTIST AT WORK

SHOP FOR LOCALLY HANDMADE GIFTS FOR WEDDINGS & SPECIAL OCCASIONS

324 Saunders Rd. Unit 4,
Barrie, 705.812.3306
www.dottipotts.com

less **20%** of
first purchase

Open Mon, Tue, Wed 9-5
Other times by chance
or appointment

WILLOW LANE
INTERIORS

QUALITY FURNITURE, HOME DECOR, ACCESSORIES, RUGS AND
PROFESSIONAL INTERIOR DESIGN SERVICES TO MAKE YOUR HOME
BEAUTIFUL VISIT OUR STOREFRONT IN BARRIE TO BE INSPIRED!

WWW.WILLOWLANEINTERIORS.CA
104 PARK PLACE BLVD., BARRIE | 705.721.7470

fresh
by leanne^{td}

705.527.1515
www.midlandflorist.ca
212 King Street, Midland

*flower
nook.*
by *fresh*

705.686.3687
www.freshflownook.com
11 Coldwater Road, Coldwater

@freshbyleanne

Sincerely Yours

PHOTOGRAPHY SANDY MACKAY

LOCAL PROS REFLECT
ON THE JOBS THEY LOVE.

AT WORK

What Every Homeowner Needs: Snowblower. **New For The Holidays:** LED colour changing Christmas trees and board-game night with the family. **Plan Now For Spring:** Winter fertilizer now for a beautiful spring green.

BEST WINTER SELLER:
Shovels and ice salt.

LEA-ANNE DRYDEN
STORE MANAGER

DIANE DESJARDINS
ASSISTANT MANAGER

United Lumber Home
Hardware, Barrie

The United Lumber Home Hardware family of more than 250 employees is here to provide you with quality products, superb service, fair competitive prices and honest relationships.

AT HOME

Favourite Christmas Cookie: Lea-Anne: Shortbread cookie. Diane: Homemade gingerbread cookies and fudge. **Favourite Christmas Gift To Give:** Lea-Anne: A couples' day at the spa. Diane: Thoughtful pampering baskets. **Best Way To Enjoy The Snow:** Lea-Anne: Cosying up to a warm fire with a cup of hot chocolate. Diane: Snowshoeing with the family.



AT HOME

Winter Fun: Build a massive snow hill for all the kids on the block to enjoy, and watch the Toronto Maple Leafs finally win the Stanley Cup. **Christmas Plans:** Stay home, eat, drink, be merry and hope that there is no snow during the Christmas holidays.

RAY FOSTER

Foster Lawn & Garden Ltd.

Foster Lawn & Garden is a trusted, licensed and insured landscaping company. We can assist in adding and maintaining beauty to any property in Barrie and surrounding areas. Ray and his team have been providing the community with a wide range of landscaping and gardening services, as well as property maintenance, for almost 28 years. No matter what your landscaping needs are, our dedicated team has you covered and will create and maintain a beautiful look for your home or business.

AT WORK

Winter Services: Snowplowing, snow removal, snow blowing, sanding and salting, shovelling and roof clearing. **Spring Projects:** Sodding, slit seeding, grass cutting, tree removal, stump grinding, tree pruning, tree planting, garden renovations, weed and feed, chinch bug and grub control. **Early Spring Clean-Up Advice:** Rake your lawn then seed; slit seeding works best. Don't forget to fertilize. Your gardens need fertilizer, too. Clean your gardens and apply mulch early before plants start growing.

NEW YEAR'S RESOLUTION:
Be better.





AT HOME

Holiday Plans: Spending time with friends and family and decorating the tree. **Best Gift Ever:** This holiday I have a new addition to the family. I am very excited to bring home my new eight-week-old Belgian Malinois puppy for Christmas. **Favourite Gift To Give:** Something thoughtful and personal.

TOP HOLIDAY SONG: *All I Want For Christmas Is You* by Mariah Carey.

VANESSA ROGERSON
Vanessa Rogerson Designs

Vanessa Rogerson Designs is a full-service interior design firm. We offer custom home designs, from interior and exterior selections to kitchen and bathroom design. We also provide custom millwork, stone fabrication, paint consultations, and renovation services. The goal is to guide each client through the design process, turning their vision into reality.

AT WORK

Exciting Trends: Natural elements such as wood accents, a touch of marble and 3D wall coverings. **Latest Style:** I recently completed a custom home inspired by its lakefront exterior, adding nautical touches to complement the contemporary design. **Favourite Finishing Touch:** Designer lighting – dimmable recessed lighting or sconces with carefully selected drop lights. **Every Home Should Have:** A cutting-edge kitchen.

Continued on page 66

Happy Holidays!

Wrendale
DESIGNS
by Hannah Dale

Our House
feels like home

UNIQUE GIFTS, JEWELLERY & HOME ACCESSORIES

Season's Greetings

Season's Greetings

Season's Greetings

Season's Greetings

Season's Greetings

Season's Greetings

Oh Christmas Tree

FAMILY OWNED & OPERATED FOR OVER 26 YEARS

55 DUNLOP STREET EAST | DOWNTOWN BARRIE | 705.725.0829 | WWW.OURHOUSEBARRIE.COM

DESERT TILE

Porcelain • Stone • Glass • Countertops • Large Format Tiles

Voted Barrie's Best Tile Store
3 Years in a row!

OPEN
6 days a week!

SHOWROOM:
551 Bryne Dr., Unit 0, Barrie
Open Mon-Sat | 705-730-6989
www.deserttile.com

64 | ourhomes HOLIDAY/WINTER 2019/20

KOOKDO KIM,
HUIWEN ZHOU,
CHERYL KRISMER
& SEAN RENON

Crayon Design

At Crayon Design we strive to be unique, to truly be designers and always have our clients' goals in mind. Our clients are our partners in the design process and we don't ever want a current project to look like our last. Design is flexible, there are unlimited possibilities and we are good at finding the right solution for our clients.



HOLIDAY
PLANS

Kookdo: Travel or camping.
Huiwen: Take a trip. **Cheryl:** Spending time in my studio and working on a big project. Having our kids and granddaughter visit. Morning coffee in bed.
Sean: The beach.

AT HOME

Style Of Home: Kookdo: Simple, modern architecture.
Huiwen: Minimalist, practical, functional and vibrant. **Cheryl:** Unusual (we are now renovating our second church to be a home!), contemporary, simple – less is always better.
Sean: Contemporary, industrial. **Who Or What Inspires You:** Kookdo: Ando Tadao. Huiwen: Magazines, museums and art galleries. Cheryl: Building from history and being original rather than copying historical items. Sean: New materials and new concepts.

Continued on page 68

UNITED LUMBER



UNITED TRUSS

UNITED TRUSS is committed to providing our customers with the highest quality roof and floor systems, at competitive prices. Demand the best from your builder by purchasing your truss and engineered wood needs from one of Ontario's only wood truss manufacturers with a third-party audited quality control program

PROVIDING GREAT SERVICE & GREAT VALUE.



The Home You Always Wanted, The Way You Want It.
www.unitedlumber.ca

Submit Your Designs for a Truss Quote

Barrie 705.726.8132 520 Bayfield St. N.	Bolton 905.857.6970 12833 Hwy 50 S.	Georgetown 905.873.8007 333 Guelph St.	United Truss – Innisfil 705.436.3425 3325 Thomas St.
--	--	---	---

The 28th Annual

Homes for the Holidays



For More Information & ON-LINE TICKETS:
www.barriemaycourtclub.ca/events/
(Service fee will apply for on-line purchases)

5 DECORATED HOMES

Unique Boutique & Tea

The Heights Ski & Country Club
1106 Horseshoe Valley Road West

**Saturday & Sunday
Nov. 16/17, 2019**

The May Court Club of Barrie: providing Community Programs & fundraising to change lives for the better since 1970.

TICKETS AVAILABLE AT:
**The May Court Shop,
54B Maple Avenue
705-737-1322**


MAY COURT CLUB OF BARRIE

Tour Ticket Guide

\$35⁰⁰



FAVOURITE ROOM: MARCY:
I love my family room, curled up on my sofa with my family.

AT HOME

Favourite Room: Melissa:

The nursery – our daughter is almost one and her bedroom is warm and inviting with pinks, golds and greys. **Angela:** Master bedroom, the most personal room. **Judy:** My living room where friends and family gather through the winter months – no TV in this room so conversation is lively! **Favourite Christmas Cookie: Melissa:** My mom and I bake everything from butter tarts and coconut squares to sugar cookies. **Angela:** They are all my favourite, I love sweets. **Judy:** Shortbread, my grandmother's recipe. **Marcy:** My mom's chocolate macarons.

AT WORK

Best Part Of Your Day: Melissa:

Every day is different and exciting and the ladies I work with are fantastic. **Angela:** Working with clients to give them the best finished products that suit their personal decorating needs. **Judy:** Meeting with clients in their homes. **Marcy:** Meeting new people and learning about new products. **Colour Trends: Melissa:** I'm big into the greys. It's versatile in any room. **Angela:** I love working with whites, particularly Farrow & Ball Wevet, #273. **Judy:** Grey, of course. Farrow & Ball offer amazing deep shades that enrich your home. **Marcy:** I love a monochromatic colour scheme. Greens and pinks are popular.

MELISSA HAMILTON, ANGELA IACOBACCI, JUDY SALNEK & MARCY SHOESMITH

Salnek's Custom Window Treatments

Salnek's Custom Window Treatments has been serving our clients since 1986, providing the best service and the best blinds and draperies for their needs. We are very proud of our legacy. We carry only the most reputable brands, including Farrow & Ball, so we can ensure a beautiful finished look for everyone. **OH**

SEE OUR DIRECTORY FOR ALL CONTACT INFORMATION.



**CALDWELL
ESTATES**
O R O M E D O N T E



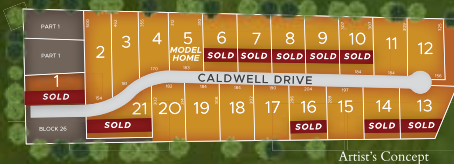
**EISSES
BROTHERS
EXCAVATING**

DREAMWOOD
Custom Built By *Homes*

*Premium
ESTATE LOTS*

**STARTING FROM
\$299K**

**FROM
1.3 ACRES**



705 770 4322
DREAMWOODHOMES.COM



Ashley Furniture • Décor-Rest • Magnussen • ELRAN • Brentwood • Palliser • Superstyle
Largest Inventory of Furnishings & Home Décor for Home or Cottage in Midland & Surrounding Area.



www.simplyhomefurnishings.com

900 King St. Unit B Midland ON • 705.526.5678

We provide full delivery & set
up to Midland & Surrounding
Areas! Contact us for more
information!
Open 7 Days A Week!



www.simplycountryfurniture.ca

323 King St. Midland ON • 705.526.7630



MODULAR HOMES

STORY **WALTER FRANCZYK**
PHOTOGRAPHY **SANDY MACKAY**

A popular housing option for more than a century, modular homes have evolved from do-it-yourself kits to fully customized dwellings with the latest in finishes, energy savings and technology.

In the early 1900s, Sears, Roebuck and Company sold tens of thousands of prefabricated homes. Ordered from the Sears catalogue for as little as \$750 for a two-storey, three-bedroom house, they arrived by train in a kit, ready to assemble – some 30,000 pieces, including pre-cut lumber, nails, paint, shingles and an instruction booklet. The company shipped hundreds of homes every month.

They were popular until the Great Depression, when the housing market crashed and Sears lost millions on loans issued to homebuyers.

Today's modular homebuilders have taken most of the work out of the equation for homeowners. They manufacture houses in modern factories, then truck the modules to building sites where they're assembled with a crane.

Peter and Sara Orgill bought their new modular home, a two-storey house from Royal Homes, three years ago. The 2,200-square-foot house arrived on five trucks, less than nine months after they bought their lakefront property. Building homes indoors is a better way to do it, says Peter. "I'm convinced you get

a far stronger house," he says. "This thing is just rock-solid in high wind, so you don't hear any noises or creaking or anything like that." Asked if they're happy with their purchase, Peter says they are "thrilled to death."

Most clients come to Royal Homes because the company is a very qualified and leading custom homebuilder, says president Pieter Venema. The fact that they build homes using modular units is a supportive factor, he says. "We believe that's a better way to build just because of the quality of the structure. Building in a controlled factory environment reduces waste and produces a better product."

Home construction indoors prevents cold, rain or snow from delaying work or making its way into the structure, causing problems with mould. Building from the inside out, as opposed to the opposite in on-site construction, allows penetrations for electrical outlets, wires and plumbing to be sealed before insulation and exterior cladding is installed, Pieter explains. It enables Royal to build an air-tight house with good insulation and reduced heating costs. Royal

builds between 100 and 150 homes a year at its Wingham factory, and Pieter reckons demand has grown 10 per cent annually for the last three years.

George Tierney, marketing manager for Guildcrest Homes, a modular builder based in Morewood, expects his firm to build about 120 homes in 2019. While quality is the foremost reason people choose modular homes, the indoor building method ensures timing and controls cost, George says. "When we tell you we are delivering your home, that is the date we're going to deliver and complete your home shortly thereafter. When we give you a price for your home, that's the price you're going to pay," he says. Most modular builders have design centres where clients can choose their cabinetry, flooring, fixtures and finishes. Making those choices early in the building process provides owners with a price guarantee and assured delivery.

Modular homes are built to CSA standards and are certified by an independent inspection body. These steps significantly reduce the number of on-site inspections required of municipal building inspectors. In addition, builders have their own rigorous internal inspections. When home modules arrive on site, they are wired for electricity. Plumbing, windows, cabinets, flooring, trim and countertops are all installed. Crews simply marry the factory-built units, apply finishing touches and complete components, such as roofs with multiple peaks or long slopes, that are easier to build on site.

Factory-built homes cost roughly as much as homes built traditionally. "We essentially build custom homes," says Royal's president. At Guildcrest, George says his company does not sell on price. "We do not put ourselves out there as a less-expensive home. We simply aren't," he says. "You can't be better-built and cheaper. The math just doesn't work."

The growing popularity of modular homes is partly driven by a decline in the number of skilled tradespeople available for on-site building, George suggests. "By building 85 per cent of a home in a factory, the demand for skilled trades on site is dramatically reduced."

With fewer young people going into the trades, Pieter expects residential developers will move in the direction of modular building by using pre-engineered and pre-built panels. He predicts some may shift to modular building. "Eventually you're going to see one or two of the big developers setting up a modular factory strictly for their own building requirements," he says. "I'm sure that they will find economies of scale." **OH**

AUTUMN'S GARDEN SPACES
THE ART OF OUTDOOR STYLING

OFFERING CUSTOM CHRISTMAS URN INSERTS
AND CHRISTMAS TABLE CENTREPIECES
Delivery Included

705-715-7290
info@autumnsgardenspaces.com autumnsgardenspaces.com

BREEZEWOOD FLOORS

SOLID & ENGINEERED CANADIAN HARDWOOD FLOORING

MADE IN ONTARIO • DIRECT FROM THE SAWMILL
Made with Sustainably Harvested Local Hardwoods
LOW CARBON FOOTPRINT • VOC FREE FINISHES

Plus trim, mouldings, etc • See us for all your lumber needs!

BREEZEWOOD FACTORY STORES

TILLSONBURG 1300 Jackson Side Rd Courtland, ON 519.688.3553	KITCHENER 1580 Huron Road Petersburg, ON 519.696.2424	BASS LAKE ORILLIA 4071 Digby Road Orillia, ON 705.326.3965
---	---	--

breezewoodfloors.ca

Advertise With Us

Give your business the benefit of premium exposure and connect, like never before, to our extensive targeted readership!

Kim Smith 705.791.8990 kim.smith@ourhomes.ca	Glenda Wiedeman 705.446.4997 glenda.wiedeman@ourhomes.ca
---	---



Looking For Luxurious Lakeside Condo Living?

Welcome to 90 Orchard Point Road. Located on 500 ft. of Prime Lake Simcoe Waterfront at the "Narrows". This condo development blends the traditional elements of condo living with all the luxuries and conveniences of an upscale urban residence. Boasting South/West exposure this elegantly finished 1,536 sq. ft. penthouse features 2 bedrooms, 3 baths plus den. It can be your summer home, weekend retreat or year-round residence. Enjoy your morning coffee or after dinner drinks on your 155 sq. ft. terrace overlooking the lake.

Located 10 minutes to downtown Orillia and Casino Rama or 75 minutes to Toronto.

Visit: www.90Orchardpoint.com for more details.
Offered For Sale \$1,289,000.



www.sellinglakesimcoe.com

Kelly Lazar, CGA, CPA
Sales Representative

David Wagman
Sales Representative | Managing Partner

Office: 416.488.2875
Toll Free: 1.800.466.2218
Direct: 416.930.0787
kellyjlazar@gmail.com

Office: 416.488.2875
Toll Free: 1.800.466.2218
Direct: 416.414.0007



Christmas MARKET

PHOTOGRAPHY SANDY MACKAY

THE PLACE: **Barrie Pool and Patio** has been making backyards beautiful for more than 10 years. Owners Craig Davis and Michelle Plowright expanded beyond designing and building pools and opened their retail store on Bayfield Street in Midhurst in 2015, offering full-service pool and hot tub water testing and chemicals as well as home décor and patio furniture. They recently added Freestyle Spas to their offerings. Now they've entered the Christmas market to extend the season and complement their decorating products.

CHRISTMAS TREES: Find the best real Christmas tree at Barrie Pool and Patio. Fresh trees, sourced from a farm in Stouffville, arrive in early December. Pick from traditional white spruce and Fraser firs, which tend to be a bit taller and don't shed as many needles as spruce trees. They trim every tree so it will fit in your home, and they deliver. Receive a gourmet hot chocolate mix with every tree purchase.



Craig Davis and Michelle Plowright



GIFTS: The store is stuffed with decorations for your home and tree. Hockey ornaments are a fan favourite but you'll find a bit of bling, lots of glass ornaments, festive signs and lanterns for the front porch. They also carry scarfs, decorative pillows, blankets and fun stuff for cocktail parties and entertaining. Their Muskoka chairs are always in demand because they're made of sturdy, no-maintenance recycled plastic.



HOT TUBS: Treat yourself to a new Canadian-made Freestyle Spa – their hot tubs are energy-efficient, luxurious, hassle-free and easy to operate. Barrie Pool and Patio is the exclusive dealer for Freestyle Spas in this area. They've got one bubbling in the showroom and you can hop on in. Duck into the change room, put on your bathing suit and give it a try before you buy.

GET THERE: 1027 Bayfield St. N., Barrie 705.733.9119 | barriepoolandpatio.com OH

**TAG YOUR FRONT DOOR
WITH A HOLIDAY MESSAGE.**




Tools

Saw
Pencil
Drill
¾ drill bit
Ruler
2 paintbrushes
– one for base
coat, one
for lettering

Materials

2 pieces of
1 X 6 pine,
12-inches long
Rope or Ribbon
Paint or Stain
for base coat
Paint for lettering



How-to

On both boards, starting from the top left corner and using a pencil and ruler, measure and mark one inch in and three inches down. Connect the marks to form a triangle. Cut along lines.

Draw, then drill, a hole in the middle of the board.

Add water to a small amount of water-based paint and stir. Apply a thin coat to each tag so the wood grain shows through.

With a pencil, write or stencil your design on the tag and paint over markings.



Glue the tags side-by-side or overlapping each other.

Attach ribbon and hang your tags for a festive welcome. **OH**



Experts in design of responsible and energy efficient new home construction and renovations. We've been providing both architectural and interior design services for 30+ years.

Visit CrayonDesign.com and imagine what we can do for you.



BLAIR
Interiors & Window Fashions

*Celebrating Over
30 Years in Business!*

Find us online at:
www.blairinteriors.com
www.shopmidland.com/blair
f @blairinteriors i #blairinteriors

Blair Interiors & Window Fashions
305 King Street Midland
705.526.0500

fresh START

STORY KATHLEEN DUNCAN
PHOTOGRAPHY SANDY MACKAY



The porch at Nick and Wendy Cosentino's home just outside Barrie is always seasonally decorated, offering a warm welcome. **OPPOSITE:** Wendy's passion and eye for design and decorating extends to every room in the home, including the back porch.

Nick and Wendy spend as much time as they can by the fire on the back porch, their favourite room.



Having built their dream home to custom specifications, Nick and Wendy Cosentino happily admit their favourite room isn't inside their new house at all.

Tucked into a sheltered corner just outside their dining room is a cosy outdoor lounge warmed by a wood-burning fireplace and charmed by birdsong. It's a perfect destination to begin the day with a mug of coffee and a novel, or to wind down in the evening with a glass of wine.

"The tongue-and-groove wooden ceiling helps make it feel like its own room," Nick adds about the brick-walled retreat. A wrought-iron chandelier hangs in the centre of the space looking more like a vintage candelabra than its modern-day cousin (wiring by **R&J Electric**).

The porch also acts as a gateway to the backyard patio and treed expanse beyond,

where they like to entertain friends and family – or watch the blue jays flit from tree to tree.

"In the summer, it's just like being at the cottage," Wendy says of their new Snow Valley home. "It's very peaceful."

Married for 33 years, the couple raised their three children in Richmond Hill. As they approached retirement – Nick from the produce industry, Wendy from education, they were open to a change.

"A friend bought a place here and we came up to take a look," Nick recalls. "We made a left turn out of their subdivision and saw some beautiful lots. It wasn't the reason we moved, but it fed into the whole thing."

Continued on page 79



Timbers frame the stone and brick exterior of the home built by Oaklea Homes.

WENDY’S MODERN FARMHOUSE KITCHEN IS EFFICIENT – ORGANIZED WITH SHAKER-STYLE CABINETS, EASY-TO-MAINTAIN QUARTZ COUNTERS AND HIGH-END STAINLESS APPLIANCES.



ABOVE: The builder’s signature timber frame exterior creates a lovely view from the foyer inside. **BELOW:** A farmhouse sink with a plate-rail above define the look in the kitchen. **RIGHT:** Designer Sue Kay helped Wendy and Nick design and decorate the interior. Sue’s painting hangs on the wall above the custom table in the breakfast nook.



Inside the 2,300 sq. ft. bungalow, the love of the outdoors continues with Wendy’s modern farmhouse style providing a rustic elegance that incorporates many natural materials. For example, **Barn to Table**, known for its custom woodworking, handcrafted the dining and kitchen tables, as well as the hand-hewn mantel that wraps around the double-sided stone fireplace by **Bailey Enterprises**. **Ryan Gradziel** and **Tyler Brown**, co-owners of **Oaklea Homes**, helped Nick and Wendy achieve the balance between luxury finishes and rustic accents – including exposed beams from **United Lumber Home Hardware Building Centre** in the 22-foot vaulted ceiling, and the builders’ signature PineRidge Timberframe front facade. An

oversize barn door with black hardware stands opposite the stone fireplace on the main floor, while an even larger version lends privacy to their son’s basement apartment below. **Barrie Trim & Mouldings Inc.** fashioned other interior doors, the staircase and all custom trim work. “We had a choice of builder in this area,” Nick recalls. “Oaklea Homes had a model home we walked into and we liked it. We saw that it was two young guys who were trying to make their mark and I thought they’d work hard for us.” “And they did,” Wendy adds. “Whatever idea we came up with, they were happy to do it or talk about how it could be done. I’d come in and say ‘I have an idea,’ and they’d say ‘okay.’”

Continued on page 80





A modern live-edge table with comfortable upholstered chairs fill the dining room.

Oaklea's Ryan and Tyler are experienced builders of custom homes and luxury renovations. They work directly with clients every step of the way, providing a guaranteed budget and timeline upfront to remove the stress and uncertainty often associated with home construction.

"We're transparent," explains Ryan, who is the first to meet a client. His role is pricing and contracts and getting the design started. "We guide and educate throughout the process. We understand what's to come, so there are no surprises. It makes the whole thing go smoother."

Tyler, who can be found onsite overseeing the trades and managing the scheduling, says some builders "call themselves custom home builders and give you five choices. If you don't like the options, you have to upgrade to get what you like."


Instead, Oaklea works within budgets to source preferred materials, and sets allowances for finish items (like lighting), so homeowners select what they want.

"Some clients take their allowance and we don't hear from them," Tyler says. "Others prefer more guidance. The options can be overwhelming." *Continued on page 84*

Natural materials dominate the interior, including exposed beams from United Lumber Home Hardware Building Centre. **OPPOSITE, TOP LEFT:** Kitchen cabinets are painted Dove White, by Benjamin Moore. The wood-stained island is topped with Fossil Grey quartz. **TOP RIGHT:** A barn door in the living room opens to a hallway leading to the office and guest room.



"WE GOT TO KNOW A LOT OF COMPANIES THROUGH THE PROCESS. IT STARTED TO FEEL LIKE OUR HOME AREA AS WELL AS JUST OUR HOME."




The king-size iron bed in the master is covered in grey linens and layers of pillows. **ABOVE:** Nick's office is tucked in the front of the home. **RIGHT:** Wendy's decorating touch extends to the master en suite, where towels hang on a ladder near the vessel tub.



***“WHATEVER
IDEA WE
CAME UP
WITH, THEY
WERE HAPPY
TO DO IT.”***

PROUD TO BE
CELEBRATING 20 YEARS OF
MAKING YOUR DAYS

*Merry
and
Bright*



CHEERS TO A JOYOUS HOLIDAY
SEASON FROM ALL OF US AT
GARRAWAY'S ELECTRICAL
SERVICES!

705-527-8003 www.garraways.ca



Dwellings
rustic & refined

705.730.7878
dwellingsdecor.ca

2101 Horseshoe Valley Rd. W., Craighurst, ON

f i

OAKLEA HOMES INC.

CUSTOM HOME BUILDER & RENOVATION SPECIALISTS
IN SIMCOE & MUSKOKA

OAKLEA



HOMES INC.

(705) 812-3261

WWW.OAKLEAHOMES.CA



A room with another beautifully made bed and custom drapes is always ready for guests. **BOTTOM:** A raised vessel sink sits on quartz in the powder room.

A cherished family photo hangs at the end of a hallway.



Nick and Wendy turned to interior decorator **Sue Kay** of **Sue Kay & Company** for assistance in choosing design details and colours. **Bob's Painting and Decorating** completed the painting. Sue provided samples, suggestions, options and even a large painting for the dining room wall that she created by matching the palette of a family heirloom picture, hung nearby.

Wendy discovered accessories and furniture at local shops like **Dwellings Home and Gift, Saturday Afternoons** and Urban Barn. She has exquisite taste and every room is beautifully accessorized.

As with all Oaklea Homes clients, the Cosentinos started with drawings from Nauta Home Designs. The couple had built a custom home previously, but it was two-storey and had traditional, closed-off rooms.

"This is very different. Even though that was a custom home, too, this is finely finished and we had many more choices," recalls Nick. "We got to know a lot of companies through the process. It started to feel like our home area as well as just our home."

When not exploring local farms for fresh produce, Nick may be found at the nearby Vespra Hills Golf Club. Wendy uses her new island sink to cut fresh flowers and enjoys day trips to Muskoka.

Standing in the great room, Wendy gazes out the dramatic wall of windows that showcases the changing seasons in the gardens and trees beyond.


"The air is definitely fresher here," she says with contentment. "There's no comparison." **OH**



ROAD READIE PAVING




www.roadreadiepaving.com
705.719.0074 • 1.855.607.PAVE




PREFINISHED INTERIOR TONGUE & GROOVE
BY HORIZON COATINGS



PREFINISHED TONGUE & GROOVE FOR CEILING & WALLS



END MATCHED



V-MATCH
NICKEL GAP



AVAILABLE AT YOUR LOCAL BUILDING SUPPLY CENTRE

519.669.8830 | www.readypine.com

Relax, leave the cleaning to us!



mollymaid.ca





100%
SATISFACTION
GUARANTEE

705.325.8600 866.968.8600



A.N.T. HOMES

A.N.T. Homes has over 20 years of experience in the custom home business. We thrive on transforming your Custom Home dreams into reality. Wayne Ezekiel, president of A.N.T. Homes, apprenticed for over 10 years with Master Craftsman, learning custom home construction from the ground up. We have assembled a talented and experienced team of architects, engineers, site supervisors, building trades and other specialists to fully serve our homeowners with the best of the best.

Wayne is a true advocate of the importance of working together with his customers to ensure the very best results. This relationship continues even after the home is built and occupied – because A.N.T. Homes has one of the most committed Customer Care Departments available. This is a company that listens, and reliably delivers the quality that makes the fundamental difference between a house and a home.

We service Innisfil, Barrie, Oro Medonte, Orillia and Simcoe County with custom home building and niche development projects. We transform your custom home dreams into reality; an extraordinary custom home builder for extraordinary residential design.

Visit anthomes.ca for more information or to register for our upcoming projects
705.431.2268

(Please see ad on pg 9)



WILLOW LANE INTERIORS

Willow Lane Interiors is a home and lifestyle shoppe located in Barrie, Ontario. We have been in the design industry for over 25 years, and decided to open a store that would showcase our favourite products from our favourite manufacturers and local creatives. As a family-owned and female-operated small business, our mission is to provide exceptional customer service and complimentary in-store design advice for everyone who walks through our doors. We offer a unique selection of products including pillows, rugs, lighting, home décor items, tabletop accessories and Canadian made furniture. We are passionate about beautifully designed, high quality items and functional furniture for every room in your house. Visit our retail location in The Village at Park Place Barrie to be inspired! Are you looking to tackle a larger design project and need some assistance? We will partner with you to design the kitchen or bathroom of your dreams, assist with the perfect pairing of furnishings and custom drapery for your home or simply to guide you through bringing new life to a tired room. We look forward to welcoming you to our shoppe!

705.721.7470
willowlaneinteriors.ca
info@willowlaneinteriors.ca
104 Park Place Blvd, Barrie
(Please see ad on pg 61)



IRVINE CARPET ONE FLOOR & HOME

We have been Barrie and Simcoe County's choice for flooring and home decorating supplies since 1960! Whether you're looking for the perfect décor for your home or office, we're confident our friendly and knowledgeable staff will help you make the perfect selection.

Irvine Carpet One Floor & Home's philosophy has always been to provide our customers with well-trained professionals in the latest trends and innovations, who have a dedication to customer service. The Irvine name is synonymous with an easy and hassle-free shopping experience. As a family owned business, our commitment to truthfulness in selling and building customer relationships has made us a business that Barrie and area residents know and trust.

From our modest beginnings to becoming one of the largest, full-service decorating businesses in the region, we have always held true to our core beliefs of quality, selection, price, value and service excellence, backed by some of the best warranties in the business.

We look forward to working with you on your next project; contact us today at one of our two locations in Barrie!
514 Bayfield St, Barrie
705.728.5566
494 Veterans Dr, Barrie
705.728.5567
irvinecarpetone.com

(Please see ads on pg 10, 12)



THE GROVE BY GRANITE HOMES GEORGIAN

No longer a sleepy little village, Midland has grown into a thriving community rich in culture and comforts. Nature, nurture and a new-found urban vitality converge beautifully at **The Grove by Granite Homes Georgian**.

This is your opportunity to live in a neighbourhood that offers authentic character and a bursting new vibrancy all its own. Residents can enjoy an eclectic mix of amenities including treasured historic sites, nature preserves, and harbour-side attractions along the waterfront all year round.

The Grove offers convenient access paired with peaceful cottage-country living. Your new home is just minutes from Highway 93, and nearby shopping, restaurants and parks. These spacious homes include beautiful kitchens, designer bathrooms and timeless stone and brick exteriors. With premium features included, your home will be as stunning as its scenic natural surroundings.

Bungalow and two-storey townhome designs as well as semi-detached and select single family homes are available in a range of sizes from 1,100 to over 2,600 square feet to suit any lifestyle.

Distinctive exteriors complement the community creating a cohesive and harmonious streetscape that blends into the neighbourhood that surrounds it.

The new model home is now open for viewing at 960 Wright Dr, Midland
For information about viewing hours and available floorplans, visit thegrovemidland.ca

(Please see ad on pg 3)



CELEBRATE LIFE AT HOME WITH OUR HOMES

OUR HOMES magazine is your local home resource guide. Readers love our magazine because we show and tell you about beautiful and unique local homes. Plus, we promote local homes-related product and service providers, and help you find professional trades. Whatever you need to build, renovate or decorate, you will find in our much-loved magazine.

OUR HOMES magazines saturate 14 local markets in Ontario and connect over five million readers annually to our advertisers through premium, consistent, local content and beautiful photography. Our readership and distribution numbers are audited. Our advertisers reach our high-income demographic through targeted distribution in each region and throughout Ontario.

Our website, ourhomes.ca, offers even more ideas for every homeowner.

Our readers keep **OUR HOMES** magazines as a reference and resource guide. A business directory in each magazine, also available online, makes it easy for readers to find our advertisers. And don't forget **THE LIST** by **OUR HOMES**, thelist.ourhomes.ca, Ontario's most comprehensive online directory for all things home.

Subscribe to **OUR HOMES**. Contact us at subscribe@ourhomes.ca. Your favourite magazine will arrive quarterly in your mailbox.



ourhomes.ca

(Please see ad on pg 71)



READY PINE

Using wood for your wall or ceiling creates a richness and warmth in your space that is unparalleled. **Ready Pine** uses carefully selected knotty pine, adding a touch of character.

All Ready Pine products come pre-finished, which saves time and money. Once installed, your project is complete – no need to hire a painter or do that portion yourself. We have a rainbow of 14 colours, ranging from the traditional, cabin feel of Natural and Early American to the more contemporary, summer beach house look of Seagull Grey and Westcott Navy. And of course, the very popular Pickled Pine whitewash that brightens any room. We also offer solid paint Cloud White, which is as stunning in the city as it is at the cottage.

Complementing this wide range of colours is the option of profiles. Ready Pine is milled in the traditional T&G V-Match as well as the more stylistic Nickel Gap (sometimes referred to as ship-lap). It also comes T&G on the ends which means there is no need to splice over a stud or joist. This saves installation time since you only need to measure and cut at the end of the row. The off-cut is then used to start the next row, thus reducing waste. The lengths available are random: 10', 12', 14' & 16'.

Ready Pine is purchased through local building supply centres such as Home Hardware, Timber Mart, Castle and Rona.

Please visit our website for more information and to request a sample
readypine.com

(Please see ad on pg 85)



THE OPENING OF FOREST HILL REAL ESTATE INC BROKERAGE, BARRIE

Len Skok elected to open a brokerage office north of Barrie, in Orillia. He employed the services of Pie Media Group to handle the marketing and social media for the Forest Hill Brand. One year later, Len and his wife Cathy, also a licensed Realtor, opened their second location in Barrie. The office is currently home to almost 20 sales representatives, with plans to increase that number by the end of this year.

Forest Hill Barrie is one of the *fastest growing luxury brands* in the Simcoe region, specializing in high-end properties and waterfront homes on the shores of Lake Simcoe. The brokerage also deals with condominiums, townhomes and subdivision properties, affording every client the same luxury service. "Nothing is too big or too small for us to handle" says Len. That kind of confidence, combined with a stake in the future development of Barrie and fueled by the fantastic vision of Mayor Jeff Lehman, prompted Forest Hill Real Estate Barrie to recently announce its expansion into commercial real estate. It is Len and Cathy's intention to become very active in the Barrie community.

705.721.1852
info@foresthillbarrie.com
foresthillbarrie.com
(Please see ad on pg 89)



COMPLETE BLINDS INC

We at **Complete Blinds Inc.** have been in business here in Barrie since 2002, proudly working for clients in our community and beyond with blinds, shutters, drapery and automation! After many years of carrying several brands, we focused in on Hunter Douglas about six years ago! We felt that if we were going to serve our clients properly, then we needed a brand that would stand behind what they do, not just at the beginning but for the life of the product! Therefore we committed to be a Centurion Gallery Hunter Douglas dealer! We pride ourselves in delivering old style customer service with high level products and client care.

A particular trend that gains more and more momentum daily is automation. Homeowners want power shades to behave in tandem with their smart home technology. We love working on these projects and sharing our expertise!

Personally, I am particularly proud of the team we have built here at Complete Blinds! They are talented and passionate, and I feel lucky to send them out every day to help our clients! I get constant feedback about how pleased clients are dealing with Aerin, Jim and Meaghan! Thanks team!

705.727.0567
102 Commerce Park Dr, Unit 12, Barrie
sales@completeblinds.com
completeblinds.com
(Please see ad on pg 93)

double take



GREEN
WITH *envy*

RECREATE THIS LOOK
IN YOUR OWN HOME.

1. CURREY & COMPANY: Grand Lotus Gold Chandelier 2. RENWIL: City Views by Amber Fey, Printed on Canvas 3. SUNPAN: Cornella Dining Chair in Forest Green 4. MOE'S: Kennedy Bowl 5. CRATE & BARREL: Dundee Bronze Floor Planter with Short Stand 6. DÉCORS VÉRONNEAU: Artificial 5-foot Traveller Palm 7. NUEVO: Salk Dining Table by District Eight 8. MERCANA: Clicker I Rug OH



Forest Hill Real Estate Inc. Brokerage, Barrie is proud to showcase four of our more than 20 Independent Realtors: Eleanor Faulds, Lynnette Eisen, Tenneil Hollenbeck and Danielle May. Home is the most important place. It's where life happens and where your family's story is told. The success of our boutique brokerage is based on our unmatched devotion to our clients and the extensive market knowledge of our reputable agents.

Buying or selling? 705-721-1852 or info@foresthillbarrie.com

Forest Hill
REAL ESTATE INC. BROKERAGE
BARRIE • ORILLIA

705-721-1852-Barrie | 705-484-0808-Orillia
foresthillbarrie.com | foresthillorillia.com

directory

OUR HOMES attracts the area’s finest businesses to advertise in our pages, and utilize our unparalleled distribution and coffee-table appeal to market their products and services. We’re making it easier for you, our readers, to become educated as you plan your home- and real estate-related purchasing decisions. View these business ads online at ourhomes.ca. The listings below are organized alphabetically by industry.

OUR HOMES is committed to ensuring the businesses below appear under the correct headings. To make a correction, or to have your business listed under more than one heading, please email kim.smith@ourhomes.ca or glenda.wiedeman@ourhomes.ca. To have your business listed in our Home Resource Directory, call us to advertise at 705.791.8990 or 705.446.4997.

ARCHITECTS/ARCHITECTURAL DESIGN/
ARCHITECTURAL TECHNOLOGISTS/
DRAFTSMEN & DESIGN

Crayon Design, 75

ART/ARTISANS/ART GALLERIES,
STUDIOS/WORKSHOPS

Dotti Potts Pottery Studio & Gallery, 61

BATH & BEAUTY/AESTHETICS/
HAIR/SPA

Glow Day Spa, 15

BUILDERS

A&R Design Build, 14
A.N.T. Construction, 9, 86
Crayon Design, 75
Dreamwood Homes, 69
Gilkon Construction Ltd., 47
Grandview, 13
Granite Homes, 3, 86
JVL Home Improvements Ltd., 6
Kirkworth Construction Inc., 41
Moonstone Timber Frame Log Homes
& Cottages, 25
Oaklea Homes Inc., 83
Prycon Custom Building &
Renovations, 51
Rinaldi Developments, 59

BUILDING/LANDSCAPE SUPPLIES

Trans Canada Wood Products, 20
United Lumber Home Hardware
Building Centre, 67

CABINETS & MILLWORK/
CARPENTRY/FINE WOODWORKING/
CUSTOM FURNITURE

Perkinsfield Kitchen & Bath, 4

CLEANING

Molly Maid, 85

COUNTERTOPS

Desert Tile, 65
Di Pietra Design, 2
Discount Granite Plus, 95
The Tile, Flooring & Design Company, 95

ELECTRICAL

Garraway’s Electrical Services, 83

FINANCIAL/INSURANCE/
MORTGAGE/INVESTING

Raymond James, 7

FLOORING

BreezeWood Floors Bass Lake Sawmill, 71
Desert Tile, 65
End Of The Roll, 43
Home & Cottage Interiors, 12
Irvine Carpet One Floor & Home, 10, 12, 86
Ready Pine, 85
The Tile, Flooring & Design Company, 95
Trans Canada Wood Products, 20

FLORAL DESIGN/FLORISTS

Fresh Flowers by Leanne, 61

FOOD & DRINK/RESTAURANTS/
CATERING/DELI

Barrie Olive Oil Co., 16

FURNITURE & HOME DÉCOR/
ACCENTS/GIFTS/COLLECTIBLES

Aboda Decor, 16
Aspen & Ivey, by Catherine Staples
Interiors, 17
Blair Interiors & Window Fashions, 75
Dwellings Rustic & Refined Living, 83
Our House, 65
Simply Country, 69
Simply Home Furnishings, 69

HOME IMPROVEMENTS/
RENOVATIONS

Gilkon Construction Ltd., 47
JVL Home Improvements Ltd., 6
Kirkworth Construction Inc., 41
Oaklea Homes Inc., 83
Prycon Custom Building &
Renovations, 51
Ready Pine, 85
Rinaldi Developments, 59
Total Living Concepts, 21

INTERIOR DECORATING/INTERIOR
DESIGN/HOME STAGING

Aspen & Ivey, by Catherine Staples
Interiors, 17
Crayon Design, 75
Terri Clark Interiors, 41
Willow Lane Interiors, 61, 86

IRON WORK/METAL WORK

Northern Iron, 19

IRRIGATION/SPRINKLER SYSTEMS

The Grounds Guys, 25

KITCHEN & BATH

Bathworks, 8
Home & Cottage Interiors, 12
Lindsay Schultz Kitchens & Cabinetry, 27
Perkinsfield Kitchen & Bath, 4

LANDSCAPE DESIGN &
ARCHITECTURE/LANDSCAPING/
LAWN & GARDEN

Autumn’s Garden Spaces, 71
Foster Lawn & Garden, 31
The Grounds Guys, 25

LEGAL SERVICES

Instant Notary and Legal Services, 91

LIGHTING

Home & Cottage Interiors, 12
Northern Iron, 19
Wasaga Beach Decorating, 25

MASONRY/STONEWORK

D. Janes Construction, 31
Mason’s Masonry, 29

NEW HOME COMMUNITIES

A.N.T. Construction, 9, 86
Braestone, 96
Caldwell Estates – Dreamwood Homes, 69
Mountaincroft – Grandview Homes, 13
The Grove – Granite Homes, 3, 86

ORGANIZATION/STORAGE

Closet Interiors, 11

OUTDOOR FURNITURE/STRUCTURES

Barrie Pool & Patio, 51

PAINTING & DECORATING

Allandale Decorating Centre, 12
Benjamin Moore, 12
Elmvale Home Building Centre, 12
Home & Cottage Interiors, 12
Housser’s Paint & Wallpaper, 12
Irvine Carpet One Floor & Home, 10, 12, 86
Tripp’s Paint & Decorating, 12
Wasaga Beach Decorating, 25

PAVING/CEMENT/CONCRETE/
INTERLOCK

Road Readie Paving, 85

PLUMBING

Bathworks, 8

POOLS/HOT TUBS/SAUNAS/SPAS

Barrie Pool & Patio, 51

REAL ESTATE

Forest Hill Real Estate, 87, 89
Forest Hill Real Estate – Kelly Lazar,
David Wagman, 71

ROOFING

Steel Tile Co., 25

SPECIAL ASSOCIATIONS

May Court Club, 67

SPECIAL EVENTS

Homes for the Holidays – May Court
Club, 67

STAIRS/RAILINGS

Barrie Trim & Mouldings, 5

TILE

Desert Tile, 65
Di Pietra Design, 2
The Tile, Flooring & Design Company, 95

TRIM/MOULDING/CASING

Barrie Trim & Mouldings, 5
BreezeWood Floors Bass Lake Sawmill, 71

WINDOW TREATMENTS

Blair Interiors & Window Fashions, 75
Complete Blinds, 87, 93
Salnek’s Custom Window Treatments, 7
Wasaga Beach Decorating, 25

WINDOWS & DOORS

Barrie Trim & Mouldings, 5



Instant Notary

705.481.1406

30 Quarry Ridge Road, Barrie

info@instantnotaryservices.ca

www.instantnotaryservices.ca



Danielle Trombly, Owner, Notary Public



Instant Notary Services offers convenient and affordable notarizations, mobile notarizations in the Barrie, Midland, Orillia, Collingwood and Muskokas area, commissioner of oaths, and document drafting services. No appointment necessary.

good taste

MULLED WINE

RECIPE AND PHOTOGRAPHY JENELLE MCCULLOCH

INGREDIENTS

4 or 5 star anise pods
1/3 cup sugar or honey
One orange, sliced
2 cinnamon sticks
½ tsp whole cloves
1 bottle of a bold,
full-bodied red wine

GARNISH

Orange slices
Cinnamon sticks

DIRECTIONS

In a medium saucepan, combine sugar or honey, orange slices, cinnamon sticks, cloves and star anise.

Add ½ cup of red wine and simmer over medium heat until flavours are infused and a syrup forms.

Turn heat to low and add the rest of the wine. Gently heat through, being careful not to bring the wine to a boil.

Serve with an orange slice and cinnamon stick. **OH**

online

Get more recipes at
ourhomes.ca/mag/cook

Legend has it mulled wine was created by the Romans to protect their bodies from the harsh winter cold. Sounds like a good enough reason for me! Besides, everything tastes better with a bit of sweetness and spice.



Creating a small portion of syrup allows the spices to infuse with the wine without the risk of overheating the entire batch – which can lead to burning off all the alcohol.



HunterDouglas Gallery



Happy Holidays!

From Our Family to Yours - Happy New Year!

705.727.0567

102 Commerce Park Dr. Unit 12
Barrie, ON L4N 8W8

sales@completeblinds.com • www.completeblinds.com



COMPLETE BLINDS

Blinds Are Our Business

Call Us For Our Amazing Offers!
Also Serving Cottage Country!

finishing touch

BAR hopping

Impress your guests with a fabulous bar that says you're ready to have some fun. Check out these three ways to create and style a bar in any space.



NATIVE TRAILS: Olivos Concrete Bar/Prep Sink in Ash

✓ **MOEN:** Nio Matte Black One-Handle High Arc Bar Faucet



ABBOTT COLLECTION: Classic Wall Bottle Opener

THE FULL BAR

Show off your supreme cocktail-making skills behind the counter of your very own home bar. These must-haves will attract a crowd.




KITCHENAID: 24-inch Beverage Centre with SatinGlide Metal-Front Racks and the 15-inch Automatic Ice Maker in Black Stainless Steel with PrintShield Finish



SUNPAN: Leighland Barstool in Light Grey



» **ABBOTT COLLECTION:** Gin & Martini Dishcloths



CB2: Dart Board

2 THE SMALL-SPACE BAR

With just a small corner in your home, you can create a stylish spot to converse over cocktails with these fab finds.



✓ **SUNPAN:** Enco Counter Table

BERNHARDT: Clarendon Bar Cabinet

LIME LACE: Georgie Baa Bar Stool

3 THE PORTABLE BAR

If a dedicated bar area isn't an option, a bar cart will do just fine. These gems add sophistication to cocktail hour.



RENWIL: Vista Bar Cart

RENWIL: Ridgewood Bar Console

ACCESSORIES

Every bar, regardless of size, needs accessories, such as these seasonal favourites. Cheers!

1. **AERIN:** Fausto Jigger and Shaker Set in Gold
2. **ARTERJORS:** Wakefield Ice Bucket 3. **GLOBAL VIEWS:** Alpen Coasters in Bark 4. **AERIN:** Mattea Cocktail Picks in Gold 5. **CRATE & BARREL:** Bash Beverage Tub
6. **ABBOTT COLLECTION:** Wide Band Stemless Flute & Goblet 7. **GLOBAL VIEWS:** Wrapped Handle Trays in Ivory Leather & Fat Bottom Decanters in Clear



DISCOUNT GRANITE PLUS

Designer Custom Stone Countertops for Less

CUSTOM STONE & QUARTZ COUNTERS | MOSAICS PORCELAIN | WOOD FLOORING & TILE



BEST PRICE PROMISE

Bring us another competitor's quote for the same project and we will beat it!

The Tile, Flooring & Design Co.
705.315.TILE | www.tileflooringdesign.ca

Discount Granite Plus
705.481.1236 | www.discountgraniteplus.com

756 Huronia Rd, Unit 1, Barrie

f t i 🍁 Proudly Canadian!



the country estate, rethought.

welcome to braestone.

Braestone is an award winning country estate community located in the heart of the Horseshoe Valley. Inspired by the farmhouses, barns, and sheds of the Oro-Medonte region, the homesteads are an authentic reflection of refined country living with four seasons of outdoor activities at its doorstep. Hiking, skating, apple picking and maple sugar tapping are just a few of the many remarkable activities homeowners experience living at Braestone.

PHASE 4 NOW SELLING. Visit the Braestone Discovery Centre for a personal site and model home tour.



BRAESTONE
HORSESHOE VALLEY

down home, up country.

Distinctive and timeless bungalow, loft and two-storey homesteads on a selection of 1/2 acre to over 1 acre valley and ridge lots. From the mid \$700's to low \$1M's.

705.727.5656 braestone.ca   

Another project developed by:
 **GEORGIAN
COMMUNITIES**