

SUMMER 2022

STYLE ■ COMFORT ■ IDEAS ■ REAL ESTATE

ourhomes

BARRIE ORILLIA MIDLAND INNISFIL

3 DESIGNER HOMES

REVITALIZED FAMILY COTTAGE
NATURE-INSPIRED CUSTOM BUILD
LUXE LOWER-LEVEL APARTMENT

*Vacation-Style
Living*

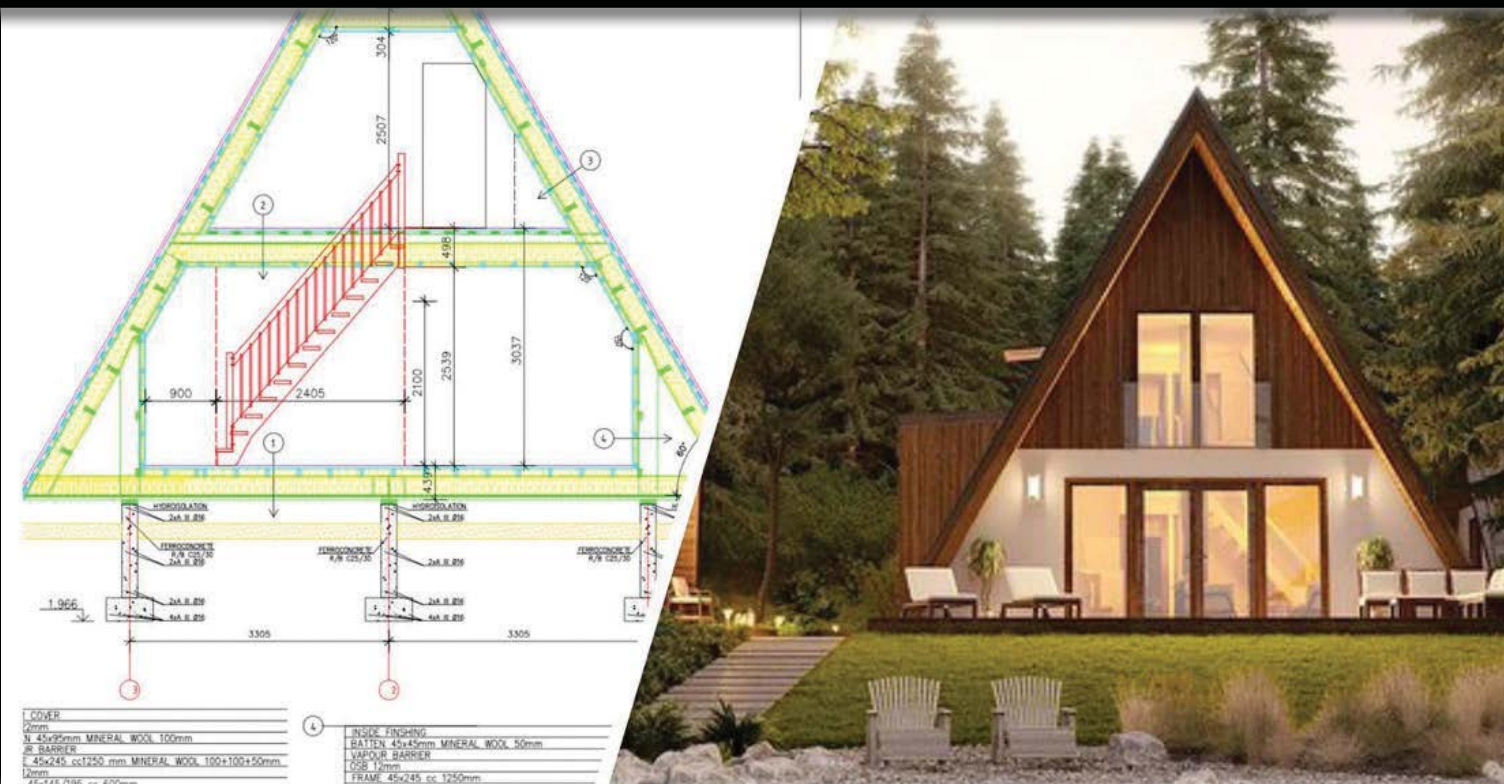
TROPICAL
AGUA FRESCA

THAI CRUNCH
SALAD



BUILDING TRUST SINCE 2005

GENERAL CONTRACTING • CUSTOM BUILDS & HOME REMODELLING



**5 YEAR STRUCTURAL WARRANTY • WSIB CLEARANCE ON ALL TRADES
5+ MILLION DOLLAR LIABILITY INSURANCE**



Contact us for a FREE consultation. One of our representatives will be happy to come by to discuss your vision!



705.333.7939
www.NorthStarHomeVision.ca

15 Keith Road, Unit 2 Bracebridge



CUSTOM BUILD / HOME RENOVATION / DESIGN CONSULTING / PERMITS & ENGINEERING / FULL TURN-KEY



BTM **BARRIE TRIM & MOULDINGS INC.**
TRIM | DOORS | STAIRS | RAILINGS

705.739.2200

FINISHING YOUR HOME SINCE 1985

BARRIETRIM.COM

Supply & Install Of Quality Interior Finishes – Visit Website To Connect With Us
52 Saunders Road, Barrie | Follow Us @BarrieTrim



 **Husqvarna**
A Cut Above The Rest



 **MERCER**
EQUIPMENT INC.

Two Locations To Serve You Better

NORTH END 28 Currie Street, Unit 1 Barrie, Ontario L4M 5N4 info@mercerequipment.ca	SOUTH END 431 Bayview Drive, Unit 7 Barrie, Ontario L4N 8Y2 info@mercerequipment.ca
----------------------------------------------------------------------------------------------------	-----------------------------------------------------------------------------------------------------

705-503-3535
www.MERCEREQUIPMENT.ca

DO MORE WITH YOUR GRILL



Broil King®

Every **Broil King®** gas barbecue is built to provide unparalleled cooking versatility. No matter what model you choose, the legendary **Broil King®** cooking system gives you the ability to cook almost anything on your grill in any style you desire. You can sear steaks to perfection, rotisserie cook poultry or roasts, and even bake elaborate desserts. Every part of the cooking system is designed and engineered for a specific purpose. When combined, the results are simply spectacular. There's no mistaking the great flavour you get with **Broil King®**.

TA carries the complete line up of **Broil King** built-in barbecues, free-standing gas models, smokers, pellet grills and accessories.



Talk to a **TA** Barbecue Expert today and get the Broil King barbecue that's just right for you.



TA
APPLIANCES & BARBECUES
EXPERIENCE THE TA ADVANTAGE ●●●

KITCHENER
932 Victoria St. N.
519 578-0300

BARRIE
42 Caplan Ave.
705 719-1390

BRANTFORD
195 Henry St.
519 750-1118

MISSISSAUGA
1655 Dundas St. E.
289 814-4415

KITCHENER Clearance Outlet
960 Victoria St. N.
226 666-9675

TORONTO Clearance Outlet
24 Arrow Rd.
416 740-2677

taappliance.com

Follow us:    



We Thrive In Putting Quality Back Into Custom Building.

JVL
HOME IMPROVEMENTS LTD.




Custom Homes & Cottages • Renovations • Additions • Stairs

Bus: 705 549 0436 | Cell: 705 791 9197 | www.jvlhomes.ca

Joel Laurin jvlhomes@sympatico.ca | [f](#) [i](#) Find us on Facebook & Instagram!

**NO CORDS
NO PROBLEM**



WWW.SALNEK.CA


SALNEK'S
CUSTOM WINDOW TREATMENTS

BARRIE • 705.737.4200
34 CEDAR POINTE DR. #507, BARRIE

BARRIE • BURLINGTON • COLLINGWOOD
TORONTO • DUNDAS • MARKHAM

HunterDouglas  Gallery

*Palm Beach™ Shutters, Standard Hinged Panels
HiddenTilt™, PowerView® Motorization*



Call today for discounted
pre-paid 2022 lawn programs!



Expect the best...
We're **greener**
than the rest!

DESIGN • BUILD • MAINTAIN

Residential, Commercial & Estate Property
Lawn & Garden Maintenance

Tree Pruning & Removal & Stump Grinding

Fertilizer & Weed Control Programs

Grub Control, Chinch Bug Control,

Slit Seeding & Firewood



PROTECTING YOUR ASH TREES AGAINST THE EMERALD ASH
BORER, TREEAZIN IS THE #1 ENVIRONMENTALLY FRIENDLY
TREATMENT THAT IS NOT HARMFUL TO BEES.

TREATMENT DATES: JUNE 1ST - AUGUST 31ST



Foster Lawn & Garden LTD

www.fosterlawnandgarden.com • 705.726.9189 • flg1966@live.ca



Home Décor Solutions:
Interior Decorating | Colour Consultations | Installation
Hardwood | Ceramic | Carpet | Laminate | Vinyl
Benjamin Moore Paints | Wall Coverings



IRVINE
CARPET ONE FLOOR & HOME

514 Bayfield St. Barrie ON 705.728.5566 • 494 Veterans Dr. Barrie ON 705.728.5567
irvinecarpetone.com

Imagine your home, TOTALLY organized!

Custom Closets • Garage Cabinets • Home Offices • Pantries • Laundry Rooms • Hobby Rooms



40% off any order of \$1000 or more, or 30% off any order of \$700-\$1000, on any complete custom Closet, Garage or Home Office unit.
Not valid with any other offer. Free installation with any complete unit order of \$600 or more.
With incoming order, at time of purchase only.

**NOW OFFERING
Financing!**

With approved credit. Call or
ask your designer for details.
Not available in all areas.



Bedroom Closet



Home Office



Garage Cabinets






Laundry Room

 **Closets
byDesign**

Call for a free in home design consultation and estimate

1-877-636-7773 OH

www.closetsbydesign.ca

Follow us on   

Locally Owned and Operated. 2019 © All Rights Reserved. Closets by Design, Inc.

Plan Now For Your
2023 Construction!



We Transform Your Custom Home Dreams Into Reality



705.431.2268 | www.anthomes.ca



OUR GOAL is to make you completely satisfied with our service and the finished product while saving you the headaches and costs of a full kitchen teardown. We listen to your needs and work with you, every step of the way, to ensure the end result is everything you desire.



EcoRefinishers

LOVE YOUR KITCHEN AGAIN!

In business for over 16 years, EcoRefinishers uses both a professional spray system and products that provide a long lasting, gorgeous finish to your kitchen cabinets, all the while ensuring an eco-friendly environment for you and your family.

Refinish your kitchen cabinets with us and we will do our ultimate best to give you the kitchen you've been waiting for.

www.ecorefinishers.com | 705.345.6102





705.503.7999 • WWW.FAYTRIM.CA 

Serving All Your Neighbors in the Muskoka, Barrie, Collingwood & Northern GTA Areas for 3 Generations Now!




terex®



double pro®

BOOK A FREE ESTIMATE!

★ ★ ★
FINANCING
NOW AVAILABLE!
★ ★ ★
0% for 12 mths



**EAVESTROUGH
SOFFIT & FASCIA
SIDING
LEAF GUARD**



CREATIVE DESIGN
Stairs & Railing Inc.



Taking You to the Next Level...

From simple straight, to custom curved stairs. Winders, open-risers, and even structural, steel centre stringer stairs. We offer our quality crafted staircases in virtually any species of wood. We also offer a variety of other products including:
Hardwood & Vinyl Flooring | Fireplace Mantels/Shelves | False Beams/Post Wraps | Interior/Exterior Ghostwood Siding



1.877.418.1155 | 705.325.1155
851 West Ridge Blvd., Orillia ON | info@cdsr.ca | www.cdsr.ca

Don't Wait Another Day To Paint



Call your local store today and let us make sure you get the best paint and advice to get your project done right.

BARRIE Allandale Decorating Centre
393 Yonge St | 705.739.7730 | allandaledecoratingcentre.com

BARRIE Irvine Carpet One Floor & Home
514 Bayfield St | 705.728.5566 | irvinecarpetone.com

BARRIE Irvine Carpet One Floor & Home 494 Veterans Dr | 705.728.5567 | irvinecarpetone.com

COLDWATER Home & Cottage Interiors 15 Sturgeon Bay Rd | 705.686.3082 | homeandcottageinteriors.ca

ELMVALE Brae-Con Building Supplies 121 Yonge St S | 705.322.2800 | bmrpro.ca

MIDLAND Tripps Paint & Decorating 259 King St | 705.526.7411 | benjaminmoore.com

ORILLIA Housser's Paint & Wallpaper 87 Colborne St W | 705.326.8066 | houserspains.com



WE BUILD YOUR DREAM



Design • Supply • Build

Additions • Kitchen Renovations • Full Main Floor Renovations • Basements & Legal Suite Builds
Bathroom Renovations • Full Renovation Services • Custom Cabinetry / Countertops • Full Design Service



HomeStars

705.739.0809

info@jcunlimitedcontracting.ca | jcunlimitedcontracting.ca

Visit Our Showroom:

12-660 Bayview Dr., Barrie

@jcunlimitedcontracting

Proudly Serving Alliston, Angus, Bala, Barrie, Bracebridge, Elmvale, Gravenhurst, Honey Harbour, Midhurst, Orillia, Oro-Medonte, Port Carling, Port Severn, Stayner, Wasaga Beach, Washago

©2022 Benjamin Moore & Co., Limited. Arborcoat, Aura, Regal, Benjamin Moore, Gennex, and the triangle "M" symbol are registered trademarks licensed to Benjamin Moore & Co., Limited.

IT'S BACK!

The 23rd Annual Showcase of Homes Home Tour



In Support of 

Presented by
ReMax Georgian Bay Realty Ltd. Brokerage



For ticket locations or more information, reach out to our office at:
705.526.5051
October 1st, 2022 | 9:30am-4:30pm
Where: North Simcoe including Midland, Penetanguishene,
Tiny & Tay Townships
Early Bird Price: \$45 before September 15th | Tickets are then \$50
<https://northsimcoe.bigbrothersbigsisters.ca>

20 YEARS OF OPERATION!

FIRESTONE Landscaping





Specializing in All Forms of Custom Stonework & Softscape





705.716.8961
firestonelandscaping@yahoo.ca
Serving Simcoe, Muskoka & the GTA for Over 15 Years




ourhomes
STYLE • COMFORT • IDEAS • REAL ESTATE
BARRIE ORILLIA MIDLAND INNISFIL

REGIONAL PUBLISHERS Jamie Jefferson
Georgette McCulloch
REGIONAL MANAGING EDITOR Rachael Havens
REGIONAL PRODUCTION MANAGER Tracy Shuttleworth
MARKETING & ADVERTISING Jamie Jefferson
o: 705.445.5065 x211, c: 705.730.3827
jamie.jefferson@ourhomes.ca

REACH US EASILY: firstname.lastname@ourhomes.ca

OUR HOMES is a registered trademark of OUR HOMES MEDIA GROUP INC.
OUR HOMES Barrie Orillia Midland Innisfil is published four times a year.
OUR HOMES is distributed via free pick up to residents of Simcoe County at high traffic locations throughout the region. Copies of OUR HOMES are also sent via unaddressed mail to select residential neighbourhoods and Barrie and area business leaders, and via direct mail to select builders, architects, trades and professionals.
Please send all letters and/or feedback to OUR HOMES Magazine,
25 Elgin St., Collingwood, ON Canada L9Y 3L6. Or email us at editor@ourhomes.ca.
All letters received are subject to editing for grammar and length.

OUR HOMES MEDIA GROUP INC:

EDITORIAL	PRODUCTION
EDITOR-IN-CHIEF Georgette McCulloch	PRODUCTION DIRECTOR Lynn Derrick
ASSOCIATE EDITOR Heather Wright	PRODUCTION MANAGERS Julia Dempsey, Kelly Donaldson, Tracy Shuttleworth
DIGITAL EDITOR Rachael Havens	OPERATIONS
MANAGING EDITORS Walter Franczyk, Rachael Havens, Donna Luangmany, Gina Makkar, Sara Martin, Melissa North, Megan Smith-Harris, Gabrielle Tieman-Lee, Janet White Bardwell, Heather Wright	MANAGING DIRECTOR, SALES & MARKETING Jamie Jefferson jamie.jefferson@ourhomes.ca
ART	MANAGING DIRECTOR, OPERATIONS Georgette McCulloch
ART DIRECTOR Tara Chattell	ACCOUNT EXECUTIVE & DIRECTOR OF DISTRIBUTION Lisa Ormsby
ASSOCIATE ART DIRECTORS Sheila Britton, Robynne Sangiuliano	BUSINESS DEVELOPMENT Kelly Craig
DIRECTOR OF PHOTOGRAPHY Jason Hartog	ACCOUNTING Tyler Annette

CONTRIBUTORS

Karen Briggs, Sheila Britton, Nat Caron, Mike Chajecski, Tara Chattell, Melissa Di Pasquale,
Lori Hamilton, Jason Hartog, Rachael Havens, Laura Hay, Gillian Jackson,
Connie Jeske Crane, Robin Jowett, KG Photography, J. Christopher Lawson,
James C Lee, Sandy MacKay, Kim Masin, Jodi Mason, Jenelle McCulloch,
Tamarisk McNalty Stephens, Devon Pastorius, Lisa Petrole,
Melanie Rekola, Venjhamen Reyes, Lynne Richardson, Erin Rochon,
Melissa Sung, Sherry Verbeek, Patti Wilson

Advertisements and the content, including photos, of advertisements published within OUR HOMES magazine are supplied solely by the advertiser and neither the publisher nor OUR HOMES Media Group Inc. accept responsibility for opinions expressed in advertisements or for copyright issues with regards to photos, advertising copy and advertisements, nor shall they be held liable thereby. By act of reading this publication, all advertisers and readers agree to indemnify and hold harmless both OUR HOMES Media Group Inc., and the publisher thereby. Copyright ©2022 OUR HOMES Media Group Inc. All rights reserved. Reproduction without permission is prohibited.

OUR HOMES CAN BE FOUND IN THE FOLLOWING MARKETS:
• Barrie/Orillia/Midland • Grey Bruce • London • Muskoka • Niagara
• Oakville/Burlington/Mississauga/Hamilton • Ottawa • Peterborough
• Southern Georgian Bay • Toronto & York Region
• Wellington County/Orangeville/Caledon/Waterloo Region • Windsor



BLOW DRY BAR COMING SOON | ALL-NEW DIP NAILS *TRENDS FOR SUMMER*

GLOW

GLOWDAYS.PA.CA | @GLOWBARRIE

SUMMER VIBES
ROOF TOP PATIO OPEN BOOK YOUR
EVENT NOW



705.527.1515
www.midlandflorist.ca
212 King Street, Midland



705.686.3687
www.freshflownook.com
11 Coldwater Road, Coldwater



editor's note



SUMMER WEEKENDS when I was a kid were often spent at my grandparents' cottage on Go Home Lake. Halfway through the drive to the marina, we would stop in Elmvale for lunch. My brothers and I always ordered grilled cheese and chocolate milk. It's funny how something so simple has always stuck with me.

When I think of my grandparents' cottage, my memories are filled with simple joys. I remember fishing off the dock, sliding onto the bench at the dining table long enough for the entire family, and the sound of Big Mouth Billy Bass singing "don't worry, be happy."

On a photo shoot day this spring, our photographer Sandy and I stopped in Elmvale and walked into that very same restaurant from those childhood summers. I ordered, of course, the grilled cheese. Though I swapped the chocolate milk out for a cup of coffee, it brought me right back.

It was a fitting trip down memory lane, as a few days later I chatted with Pam of Pamela Lynn Interiors about her cottage on Canal Lake, which has been in her family for 73 years and five generations (pg. 94). We quickly connected over a shared love of cottage life.

There is a lot to be said for making home feel like a getaway, too. That is what Kaitlyn Cruickshank of KAJ Designs sought when designing an Oro-Medonte retreat that brings the outdoors in at every opportunity (pg. 36). Vanessa of Vanessa Rogerson Design also shares an incredible basement apartment that defied stereotypes to become a bright and airy refuge (pg. 66).

I hope you get to spend lots of time with your family and friends in your favourite places this summer, whether near or far, somewhere new or somewhere you return to again and again. While you're there, don't forget to savour those simple moments.

Rachael

Rachael Havens, Managing Editor
rachael.havens@ourhomes.ca


Follow us   

Sign up for our newsletter ourhomes.ca/newsletter

online Get more at ourhomes.ca



Premium Furniture, Exceptional Service



Michael Miller
Design Consultant

Over 30 Years Experience
Free In-Home Consultation
We Offer Quality, Canadian Furniture
Book an Appointment online or call:

705.735.1825
www.abodadecor.com
31 Commerce Park Drive, Barrie



PRYCON
Custom Building & Renovations Inc.
Simply better living.

Building or Renovating?

Serving Simcoe County and
Surrounding Area for Over 25 Years.



36 Morrow Road, Suite 100, Barrie, ON L4N 3V8
705-739-0023
www.prycon.com

ADDITIONS • RENOVATIONS • CUSTOM HOMES


Kitchens • Bathrooms • Basements • Garages • Media Rooms • Wine Cellars

CONTENTS

SUMMER 2022



94




56



36

ON THE COVER


Vanessa Rogerson Designs brings light and style to a basement apartment that has to be seen to be believed. Story, page 66. Photography by Nat Caron.



26

LOCAL FEATURES

- 26 Style Picks** Warm weather finds for fun in the sun.
- 36 Feature** A forested property inspires a custom build filled with natural tones and textures.
- 56 Spotlight** Organization for every stage of homeownership from iSO Design.
- 66 Home & Designer** Taking a below-ground space to the next level.
- 80 People & Places** Local experts share summer plans for work and play.
- 94 Home & Designer** A designer takes on a sentimental project – her family cottage.



112



Custom Kitchens & Bath | Dining Furniture | Trim | Outdoor Leisure | Mennonite Furniture

705.526.1884 | info@prfcustomkitchens.ca
Monday - Friday 9:00am to 4:30pm | Saturday By Appointment

CONTENTS

SUMMER 2022



30



60



104



52

DEPARTMENTS

- 18 **Editor's Note**
- 24 **Advice** Cool Down
- 30 **Cooking At Home** Thai Picnic Salad
- 32 **Gardening** Pest Remedies
- 48 **Design Ideas** Vacation Vibes
- 52 **Double Take** Backyard Resort
- 54 **Real Estate** Designer Investment
- 60 **Good Taste** Tropical Refresher
- 62 **Entertaining** Raising The Bar
- 76 **Projects** Fluted DIY
- 88 **Birding** Baby Boom
- 104 **Decorating** Classic Blue
- 108 **Cooking At Home** Ice Cream Treat
- 110 **Home Resource Directory**
- 112 **Finishing Touch** Trendy Terrazzo

TIFFANY LEIGH

DESIGN



Full Service Interior Design • Specializing in Homes & Cottages

437.914.9096 | tiffanyleighdesign.com

@tiffanyleighdesign | info@tiffanyleighdesign.com | 50 Mary St., Barrie



COOL HOUSE

Designer **Tamarisk McNalty Stephens** explores the principles of sustainable living.

You may be fortunate enough to have air conditioning in your home, but did you know that there are some practical ways to help minimize your dependency on the AC? Read on for ideas that are good for the environment – and your pocketbook!



FANS

Ceiling fans should turn counter-clockwise in the warmer months as this creates a downdraft. The effect of moving air hitting the sweat on your skin is known as evaporative cooling. As sweat evaporates, it helps lower your overall body temperature. Thus, you can keep the thermostat turned up a few degrees and still stay cool. High-quality ceiling fans are worth the investment because they are often much quieter while providing powerful airflow.

PAINT

If you have a room that gets a lot of southern exposure in the warmest months of the year, keep the paint light and airy. Dark colours can absorb the sun's radiant energy and that energy creates unnecessary heat gain.

BEDDING

An important consideration in the summertime is optimizing comfort levels in the bedroom. In addition to keeping the room cool (65°F is considered optimal for sleeping), another element that can greatly impact body temperature is the material of your mattress, pillows and bed linens. Natural materials are preferred over synthetics because of their ability to breathe. Some

synthetic materials (including most memory foam mattresses) are very dense and tend to trap body heat. Ensure your bed frame allows for proper airflow around your mattress. Consider a mattress topper made from natural material such as latex, wool or cotton. Select bedding that is natural and breathable – such as linen. Use a lighter duvet in the summer months made with natural down or wool filling. These will help keep you cool as they allow moisture to escape. A shredded latex pillow with a cotton or linen cover is a good combination to help keep your head cool. Latex is a naturally breathable material and when shredded, provides improved airflow.



HOLTEN IMPEY:
Autumn Tile in Grey

TILE

Porcelain or natural stone tiles generally provide cooler temperatures in the summer (look to Mediterranean architecture) – that is, if not continuously exposed to direct sunlight. Natural stone floors and porcelain tiles will hold heat, which is why they are often successfully paired with radiant heating options to warm up spaces in the colder months. Again, consider selecting lighter-coloured flooring in rooms that get direct sun exposure.

WINDOWS

If you are in the market for replacing windows, get the most energy-efficient windows you can afford. Spend some time with a professional to review the various frame, glazing and operation options. To minimize solar heat gain and reduce energy loss, you may require different energy efficiency ratings depending upon the exposure/orientation of various windows within your home and the overall ratio of window glazing to walls. A professional can also make recommendations on the operation styles and how the layout can optimize the breeze available from cool air entering through lower window openings, travelling through the house and the warmed air exiting at a higher location. Close windows first thing in the morning and open them up once the outside temperature has dropped in the evening.

HUNTER DOUGLAS:
Designer Roller Shades



POTTERY BARN: Classic Belgian Flax Linen Rod Pocket Blackout Curtain in Dark Flax

WINDOW TREATMENTS

Window treatments are an excellent way to keep the cooling bill in check by controlling solar heat gain (while also adding an element of design). Blackout drapery is the most effective at preventing the sun from entering a room and offers a great solution for the sunniest times of day for south/west facing windows (specifically bedrooms). Solar shades provide various degrees of privacy, light penetration and heat transfer – all while offering a view to the outside.

LANDSCAPING

Landscaping outdoors can also help to keep the inside of your home cooler. Planting deciduous trees, shrubs and tall grasses can provide shade that will help mitigate solar gain in the summer months.

APPLIANCES

Practical day-to-day tips include firing up the outdoor grill instead of using the oven, installing a clothesline for drying and waiting to use the dishwasher until temperatures dip in the evening. Also remember to turn on exhaust fans in the bathroom when taking a shower to remove hot, humid air. **OH**

OX BACKYARD BUILDINGS

Buildings For Your Backyard Lifestyle



Some of our quality features include 2x4 frame construction, cedar accents, 40-year painted metal siding, 32" door with locking handle. Options include windows, pressure treated floor/base, insulation, finished interior and built-in furnishings.

www.oxbackyard.ca
705.727.4905

MOONSTONE TIMBER FRAME



A proud member of the Timber Framers Guild of North America



Timber Frame Homes · Dovetail & Log Homes · Round & Square Post & Beam · Cottages, Barns & Additions · Gazebos, Pergolas & Pavilions · Heavy Timber Trusses · Staircases & Railings Construction & Installation · Custom Design & Engineering

5805 9th Line North Oro-Medonte, ON L0K 1N0

705.835.3721

info@moonstonetimberframe.com
www.moonstonetimberframe.com



Islands to Acreage



GLOUCESTER POOL • 1869 ROCKCLIFFE ISLAND
PRICE: \$1,499,900 • MLS: 40229678 • \$5596059 • PRIVATE ISLAND LOCATION
BOAT ACCESS • COTTAGE & BUNKIE • 1591 FT WATER FRONTAGE
1.96% MORTGAGE RATE AVAILABLE



SEVERN RIVER • 6 SR409 SEVERN RIVER SHORES
PRICE: \$949,900 • MLS: 40233843 • 185 FEET WATER FRONTAGE
WATER ACCESS • TRADITIONAL RUSTIC MUSKOKA COTTAGE
4 BEDROOMS • 2.9 ACRES OF PRIVACY

THECORYS.CA
ROYAL LEPAGE BY THE CORY'S TEAM

Put our experience to work for you!
Call 1.844.310.CORY
for your FREE home evaluation



Michael & Heather Cory
SALES REPRESENTATIVE & BROKER

Catharine O'Leary
SALES REPRESENTATIVE

Michael Boulding
SALES REPRESENTATIVE



Hello SUNSHINE



1 LYKKE

Designer Inflatable Pools
On-trend adult inflatable pools and accessories are perfect for modern, beautiful backyards. At almost six-feet wide, these pools fit two adults comfortably. Made of luxe, highly durable fabric and tastefully designed in Canada.
lykkeshop.com

2 OUR HOUSE

Throw Blanket
The Amber Print Throw has a soft pattern that beautifully accents a summer space. Grab it to keep cosy, perhaps for an early morning coffee on the porch or an evening spent fireside.
55 Dunlop St. E., Barrie
705.725.0829 | ourhousebarrie.com

3 ELEGANT SOLUTIONS

Silestone Integrated Sinks
These beautiful quartz counters come with an integrated sink. The seamless design provides a practical and hygienic surface. Available in three sizes, integrated quartz sinks are perfect for any bathroom.
12 Sarjeant Dr., Barrie
705.797.0114 | elegant-solutions.ca



4 UNITED LUMBER HOME HARDWARE

Wall Signs
Add a touch of humour and cottage style with a metal sign in shades of nautical blues. Hang one in the boathouse or entryway to welcome guests and make them smile.
520 Bayfield St. N., Barrie
705.726.8132 | unitedlumber.ca



5 HANNATESS ARTHAUS

Artwork
Peacock Luck by contemporary artist Maria Kelebeev celebrates the concept of creating your own luck. Lively colours and expressive brushstrokes characterize this piece, which will breathe life into any room.
647.686.2837 | hannatess.com

6 ALLANDALE DECORATING CENTRE

Outdoor Stain
Have an outdoor project that needs a facelift? Benjamin Moore Arborcoat Stain comes in solid, semi-solid, semi-transparent and translucent finishes. Arborcoat is also available in a variety of pre-mixed or custom colours.
393 Yonge St., Barrie
705.739.7730 | allandaledecoratingcentre.com



7

MEGAN DREW DESIGN

Architectural Design
A custom architectural design lives in harmony with its surroundings on the edge of Muskoka. Serene views of the forest and bedrock are captured from every room, and the outdoor living spaces are thoughtfully integrated within the site.

705.331.0630 | megandrewdesign.com

8

SPORT COURT ONTARIO

Outdoor Flooring System
Backyards come in all shapes and sizes. So do Sport Court game courts. Every court is custom, ensuring it accommodates your yard, family, favourite sports and your budget. A sport court is all about bringing family and friends together.

5807 Sideroad 30, Utopia
705.330.1798 | sportcourt.ca

9

BARRIE LEISURESCAPES

Hot Tub
Comfort, space and performance collide with BestLife hot tubs. With features ranging from LED fountains and Bluetooth speakers to InFuse aromatherapy, choose the model that suits your lifestyle.

1027 Bayfield St. N., Barrie
705.733.9119 | barrieleisurescapes.com OH



ADM DESIGN & DECOR

DESIGN | RENOVATE | DECORATE | STAGE

**Kitchen & Bath Renovation
& Interior Design Services for Living Well**

Come Shop at Our Retail Locations:


295 Sunseeker Avenue
(Friday Harbour Boardwalk)
Innisfil / Barrie

505 Queen Street
Newmarket / GTA

BOOK YOUR HOME CONSULT

905-836-9890 | info@admdesign.ca | admdesign.ca

@admdesigninc @ADM Design Inc @ADM_DesignDecor



VISIT OUR NEW BARRIE SHOWROOM



**TRANS CANADA
WOOD PRODUCTS**

LUMBER SPECIALTIES

POST & BEAM TIMBERS • DECKING • FENCING
FLOORING • FRAMING • INTERIOR PANELING


705.721.1116

Showroom: 684 Veteran's Drive Unit 3, Barrie

Lumber Yard: 7735 County Road 27, Barrie
P.O. Box 7189, Innisfil, ON L9S 1L0

www.transcanadagroup.on.ca

THAI *Crunch* SALAD



RECIPE AND PHOTOGRAPHY
JENELLE MCCULLOCH

Ingredients (Serves 4)

SALAD

- 2 cups cabbage, shredded
- 1 cup carrots, shredded
- 1 red pepper, thinly sliced
- 2 cups black kale, shredded
- ½ cup peanuts, roasted
- Handful cilantro
- 3 green onions, thinly sliced

THAI PEANUT DRESSING

- ¼ cup peanut butter
- 3 Tbsp rice vinegar
- 2 Tbsp honey
- 2 Tbsp soy sauce
- 1 tsp sesame oil
- 2 cloves garlic, minced
- Pinch of red chili flakes

Instructions

To make the dressing, combine all ingredients in a small blender or whisk together in a bowl until smooth.

Add salad ingredients to a large bowl. Pour dressing onto the salad and toss.

Serve with your protein of choice for a full meal! **OH**



Bringing you the highest quality available
OILS & VINEGARS. GOURMET FOODS. GIFTS & MORE.

NOW 4 LOCATIONS


Shop online at OliveOilCo.ca
Local Delivery & Contactless Pickup | We ship across Canada


OLIVE OIL CO.
Barrie - Newmarket - Midland
FRESH OLIVE OIL & AGED BALSAMIC TASTING BAR

GARDEN *Pests*

STORY MELANIE REKOLA

We work hard at making our gardens beautiful and it is downright disheartening when pests make our outdoor living spaces inhospitable or devour our hard-earned efforts. Luckily there are many natural, DIY methods to help!



Slugs

Spread crushed, cooked eggshells around plants that are susceptible to slug damage. The jagged edges of the shells deter slugs from reaching the plant. You'll also be enriching your soil at the same time.

Aphids

Make a concoction of a few drops of dish soap, one teaspoon of oil and one litre of water and add to a spray bottle. Spray the infected plant as needed. It also works on white fly and other common pests. Sometimes just a forceful spray of the garden hose works too! Aphids also love marigolds – so if aphids are feasting on your leafy greens in the veggie garden, plant marigolds as a trap plant to lure them away.

Squirrels

We must share our gardens with a host of wildlife so it's best to plant bulbs that squirrels don't enjoy eating, such as muscari, daffodils and allium instead of tasty tulips. Squirrels are notorious for digging up newly potted plants and bulbs. Sticking toothpicks or sticks into the soil surface helps to deter them.

Though cayenne pepper products are available to repel squirrels, they aren't a good option. They can cause them a lot of pain and even temporary blindness, so I recommend less harmful methods. Tuck in some pet hair around your favourite bulbs to discourage them instead.


Continued on page 34




**ENVIRONMENTAL
pestcontrol**
Excellent reputation for quality service.
LOCAL EXPERTS SINCE 1988






www.environmentalpestcontrol.ca • 1-800-263-5055    



**LOOKING FOR MORE WAYS TO
CONNECT WITH ourhomes?**



Check out our **DIGITAL EDITIONS**
Local Homes, Local Retailers,
Local Trades...in your
neighbourhood

Follow us on **SOCIAL MEDIA**
  

Sign up for our **NEWSLETTER**
✓ Gorgeous Homes
✓ Exclusive Giveaways
✓ Behind-the-Scenes Access

ourhomes.ca
celebrating life at home

Advertise With Us



Give your business the benefit of premium exposure and connect, like never before, to our extensive targeted readership!

Jamie Jefferson Managing Director
C: 705.730.3827 **T:** 705.445.5065 x211
jamie.jefferson@ourhomes.ca

QUALITY DESIGN SATISFACTION



Atrium
LANDSCAPES

Stand out with great design!

- Retaining walls and patio pavers
- Creative landscape design/install
 - Tree planting and Sod
 - Free Estimates

705•305•4768
atrium4landscapes@gmail.com



DECARLI CONTRACTORS
Attention to detail, perfection demanded.



DESIGN • RENOVATE • BUILD
CUSTOM PROJECTS • FULL INTERIOR DESIGN STUDIO

CONTACT US TODAY FOR A FREE CONSULTATION

705.528.2815
www.decarlicontractors.com | john@decarlicontractors.com
1209 Sundowner Rd., Midland



Bunnies

Rabbits often eat the tender new wood of fruit trees and other tasty trees and shrubs in the dead of winter when there’s nothing else for them. Make a temporary cage of chicken wire around these plants and keep in place for the winter months to protect them from bunny damage. In the veggie garden, chicken wire caging also works well.

Deer

Deer are infamous for quickly demolishing a garden. For a large property I suggest planting an easily accessible bed of their favourites (like cedar, hosta, roses and daylily) to entice them away from the ornamental areas. For small spaces, fencing works best.



Mosquitoes

Make sure you use the water in your rain barrels regularly as mosquitoes will make a breeding ground out of any standing water. Don’t leave areas of standing water anywhere in your yard as mosquito larva can even live in very moist soil. Cedar trees do not attract mosquitoes but standing water does.

Certain strongly scented plants like citronella grass, mint, lavender, catnip and rosemary deter mosquitoes. By having them near your outdoor seating areas you can enjoy their captivating scents and natural repelling qualities.

Ticks

Many of the plants with heavy scents listed under mosquito repellents above can also repel ticks. Plant these at your garden perimeters to have fewer ticks in your yard.

Wasps

Often any yellow and black flying insect is mislabelled as a bee but usually they are wasps. Wasps are pollinators too and an important part of our ecosystem, but understandably you don’t want them trying to eat your outdoor meal at the same time you are. Faux paper wasp nests work as a great deterrent – place them near your al fresco dining space for best results.


Raccoons, mice and rats

Keep meat scraps out of your compost so it’s not as fragrant and attractive to these types of wildlife. Keep the ground around bird feeders free of old seed buildup too. Although it may seem like an easy fix, live traps and poisons are never the answer. Farther along the food chain, poisons keep on killing and predators that eat the poisoned prey also perish – like owls, cats and fox. Live trapping may seem humane but often those relocated animals suffer a slow death – not knowing where to find food, shelter and water and are driven out by the existing fauna in the new area.

Exotic pests, including red lily beetle, emerald ash borer, etc.

Due to climate change, many exotic insect pests are here to stay. Avoid planting their favourite food plants if you want a low maintenance garden. If you do find an invasive insect infestation, placing them in a bucket of soapy water is a quick, humane and hygienic method of dealing with them. **OH**

Melanie is a certified horticulturalist and landscape designer.



Insulated Concrete Forms

ICF stands for Insulated Concrete Forming. In layman’s terms, think of it like insulated Lego blocks. These blocks are placed directly on the footing and they’re interlocked one on top of the other until a desired height. From there, concrete is pumped into the cavity of the insulated block. The result is strong concrete walls with permanent rigid thermal insulation on both internal and external sides of the building. This product, with its embedded attachment strip every 8 inches, is instantly ready for the attachment of interior drywall and exterior finishes.

Whether it’s your new residential home; cottage; multi-level building or commercial property, choosing ICF is one of the smartest decisions you will make. ICF buildings require less energy to heat and cool, which will lower your monthly utility bill significantly, generally come with lower insurance costs as these structures are less likely to become damaged from fires, harsh climates or natural disasters. ICF is up to 3 times more sound resistant than conventionally built houses. Since they aren’t built with wood, you’ll reduce your maintenance costs as well. Simply put, you’re getting quality, comfort and peace of mind.

Benefits of ICF

- Stronger Structures - concrete walls are up to ten times stronger than wood & the material does not rot when it gets wet
- Environmentally Friendly - less waste, saves trees
- Energy Efficient - significant reduction in heating & cooling requirements, saving monthly energy costs
- Air Quality - helps to regulate humidity which results in less moisture, reducing potential for mould
- Comfortable Living - better insulation makes it easier to control climate
- Acoustically Pleasing - better insulation provides stronger sound barriers
- Vermin Resistant - lack of holes & spacing in the walls doesn’t allow for hiding or nesting
- Reduced Costs - lower utilities, insurance, maintenance & upkeep costs

Commercial • Residential • Industrial • Foundations
Full ICF Homes • Swimming Pools • Workshops • Footings • Pads • Piers
Stone • Weeper • General Framing • I-Span • Hambro Floor • Insul-Deck

www.eruditeconstruction.com



705.333.7802 / officeadmin@eruditeconstruction.com

Building throughout Southern Ontario; from the GTA to Cottage Country



TEAM

Spirit



STORY **KIM MASIN**
PHOTOGRAPHY
MELISSA DI PASQUALE

BEHIND EVERY NEW HOME IS A TEAM OF EXPERTS THAT MADE IT HAPPEN.

An exceptional group came together for this Oro-Medonte build, uniquely situated by an old railway trail and completely surrounded by trees.

As with every custom home, it started with a design by architectural technologist **Matt Reid** of **Sketch**. “I’ve been involved in designing large commercial projects, but the home is where my heart always lay – custom homes, to be exact,” Matt says.

Once the design was complete, the home was in the hands of designer **Kaitlyn Cruickshank** of **KAJ Designs**. Kaitlyn started KAJ Designs in 2013, with Brittany Dale joining the team in 2016 as a lead designer.

Continued on page 38



ABOVE: Plants and greenery are found in every room. **RIGHT:** Collected stoneware is displayed in the entryway. **LEFT:** A covered porch and balcony above make the most of the forested location. Windows and doors are from DeCola Windows & Doors Inc. **OPPOSITE, TOP LEFT:** Brittany Dale, lead designer of KAJ Designs, with founder Kaitlyn Cruickshank. **BOTTOM LEFT:** Maibec Siding and Lafitt Stone in Scandina Grey mix with wood accents on the exterior. Conrad Landscaping completed the gardens and landscaping. **RIGHT:** Copper gooseneck sconces add a touch of shine.



feature

Kaitlyn and her team guide clients through the entire design process, including preliminary drawings, selection of finishes and project management. They also bring it all together with a complete furniture install, predominantly from **The Studio by KAJ Designs**. “We have curated a selection of high-end furniture, lighting and accessories at wholesale pricing for our clients,” Kaitlyn explains. “We want to help make the process more seamless and fun because it can be stressful building a house.”

Kaitlyn partnered with **James Murphy** and **Bill Kerr** of **MK & Company**, a construction management firm based in Barrie. Their motto “Quality is Built, Trust is Earned,” is exemplified everywhere in this stunning project. “It’s turn-key with the entire design and build. We’re very transparent with the whole process,” says Kaitlyn. “When we started working on the design elements of this house, we decided to go dark on the exterior to blend into its surroundings. A dark grey board-and-batten is paired with a lighter stone, while wood accents and copper gooseneck wall sconces add warmth to the home.”



ABOVE & RIGHT: The mudroom has a sweet nook with a bench, hooks and baskets, plus space to tuck belongings out of sight in built-in cabinetry by PRF Custom Kitchens. **TOP RIGHT:** Mixed metals pop in the powder room. **OPPOSITE:** The majority of furniture, pillows, lighting and accessories throughout the home were sourced directly from The Studio by KAJ Designs. The fireplace surround is French Limestone from Trumeau Stones.

As for the interior, Kaitlyn says they wanted to bring a lot of the outside elements into the home. “We did that by using black metals, woods and natural plants, while layering textures.” Kaitlyn ensured each room had an element of greenery to tie the landscape outside to the interior of the home. Matt agrees, “being a nature lover, I find it’s the best way to connect your house with the elements around it.”

The foyer is airy and bright, leading to an open-concept kitchen with adjacent living and dining spaces. The kitchen was completed by **PRF Custom Kitchens**. Based in Tiny, PRF focuses on building exceptional cabinetry, exemplified in the millwork throughout the home.

Continued on page 40





A custom colour, similar to the exterior of the house, was used in the kitchen. From there, visitors step into an elegant L-shaped living room with a limestone fireplace. A shiplap feature wall is a focal point. “The chunky cream rug adds texture to the space,” says Kaitlyn. The furniture and accessories were all sourced through The Studio. Window coverings from **Casafina**

Window Fashions are found on nearly every window in the home. The Silhouette style was used to provide privacy while still letting in lots of light. The industrial dining room table with a matte stone top is surrounded by two-tone clamshell-style chairs. “These are very functional because the inside is leather that can easily be wiped down. And the outer fabric is a plush look,” says Kaitlyn.

Continued on page 46

PRF Custom Kitchens masterfully completed the kitchen, along with the laundry room cabinetry. JL Kitchen Concept supplied the countertops throughout the home, including the Caesarstone in the kitchen. All hardware is from Richelieu Hardware, while appliances are from Kaco Appliances. The flooring is from Champs-Élysées in Metropolitan.





KAITLYN'S BEDROOM DESIGN ESSENTIALS

This home has four bedrooms, which gave Kaitlyn an opportunity to flex her design muscles and create a checklist to ensure each space strikes a balance between beauty and function.

1. An Eye-Catching Headboard
A unique headboard draws the eye to the centre of the room. Consider texture, such as woven leather or velvet.

2. Ambient Lighting
Lighting creates a calming ambience that elevates your bedroom into a true retreat. A combination of pendants and lamps will set the mood.

3. Bold Bedside Tables
Side tables can be pieces of art in themselves. The glass shadow box has become a popular design piece, especially at cottages, to showcase keepsakes, photos or shells collected at the beach.



TOP LEFT: The black basket light in the primary bathroom is from Serene & Lily. **TOP RIGHT:** Kaitlyn loves hanging eucalyptus in the shower to create a spa vibe. **LEFT:** Bedding throughout the home is sourced from If Only Home. **ABOVE:** Artwork from Juniper Prints is framed around the home. **OPPOSITE, TOP LEFT:** A second-floor living space has room to relax. **TOP RIGHT:** Stairs and railings throughout the home mix white and natural elements. **BOTTOM:** All rugs are by Loloi, sourced through The Studio.

feature





Serendipity
SOY CANDLES

**DISCOVER
SOMETHING
BEAUTIFUL**

HAND POURED SOY CANDLES
PROUDLY MADE IN CANADA
CLEAN BURNING



9 LOCATIONS
Collingwood Outlet - Collingwood Downtown
Oakville - Barrie - Hamilton - St. Catharines - Kitchener
Pickering - London and Online at
serendipitycandlefactory.com
VISIT OUR WEBSITE FOR MORE
INFORMATION ON OUR LOCATIONS



**Built For
Life, Comfort,
And Happiness**

sketchdesignbuild.com



ABOVE: Bedside tables are not only functional, but used to display treasured objects. **TOP RIGHT:** A desk is positioned by a window with a lovely view. Window coverings are Silhouettes from Casafina Window Fashions. **RIGHT & FAR RIGHT:** Bath and kitchen fixtures are Delta, sourced at The Ensuite.



CLEAN INVESTING STRATEGY
POSITIVE IMPACT WITH POSITIVE RETURNS

We care about our business impact. Do you care about your investment's impact?



Plastics require 100 to 400 years to break down in a landfill.¹
Take a look at the better alternatives available now.

Contact Executive Wealth Advisors today to explore your 'CLEAN' investment options to make an impact.



Jackie Ramler, MBA, CFP, FMA, RIA, CIM, FCSI
Portfolio Manager & Branch Manager
705-721-5919
Jackie.ramler@raymondjames.ca
www.jackieramler.com
Serving Simcoe County and surrounding areas.
Offices are located in Barrie, Midland and Elmvale.

¹ <https://www.buschsystems.com/en-ca/sustainability/recycling-sustainability-facts/>

feature



LEFT & FAR LEFT: All four bedrooms in the home have an en suite. **BELOW:** White walls are the perfect backdrop for colour and texture.

The bathrooms are all unique with metal accents, creative tiling and vanities that suit each room's design. The primary bathroom has dried eucalyptus hanging from the shower head. "It's like being in a spa," says Kaitlyn. Every space of this home has been deliberately designed and built, from the initial planning stages to the final reveal. The result is a testament to the team that worked together to create it. **OH**



Award-winning design company providing clients with creative ideas and functional solutions.

CORALEE MONAGHAN INTERIORS

DECORATING | DESIGN | RENOVATION

✉ coralee@cmonaghaninteriors.com
🌐 www.cmonaghaninteriors.com
📷 @coraleemonaghaninteriors

THE ART OF A WELL DESIGNED SPACE.

Experience the natural beauty and superior performance of quartz surfaces.

*elegant*solutions

Quartz Countertops and Wall Cladding

www.elegant-solutions.ca | 705-797-0114



PHOTO: GILLIAN JACKSON

VACAY every day

STORY **LAURA HAY**



You know that feeling you get when you arrive at your vacation home. Whether you own, rent or visit as a guest, that sense of rest, relaxation and recreation is irresistible – and once you're there, you never want to leave. But it's not just the waterfront or wooded location that gives you the feels. The set-up and style of the home play an important role in how you socialize, entertain and enjoy it. Here are some design features you can incorporate in your home to create that vacation vibe. *Continued on page 50*



PHOTO: LISA PETROLE

Window & Door Manufacturing Limited

Canadian owned & operated since 1986

2040 Ellesmere Rd, Unit 1, Toronto
416-438-7213 • 1-800-570-2870
anigwindows.com

We have been crafting custom windows and doors for Canadian climates for over 35 years. Your vision and our expertise ensures your complete satisfaction with our high quality products.

DESERT TILE

Porcelain • Stone • Glass • Countertops • Large Format Tiles

Voted Barrie's Best Tile Store 3 Years in a row!

@deserttile

OPEN 6 days a week!

SHOWROOM:
551 Bryne Dr., Unit 0, Barrie
Open Monday - Friday | 705 ♦ 730 ♦ 6989
www.deserttile.com



PHOTO: LORI HAMILTON

Pay attention to flow

Entertaining is the name of the game in most vacation homes, which benefits from an open-concept floor plan connecting the kitchen, living room and dining area into one unified space. This communal layout allows family and friends to gather and spend time together, while still giving each other room to breathe.

But there's a catch-22: the space needs to be open, but also connected and cosy. How do you achieve balance between these seemingly conflicting characteristics?

Start with a consistent aesthetic. Echo materials and finishes in all connected living areas, such as continuous wood flooring, millwork and colour scheme. From designing many vacation homes I can attest this blurs the boundaries between rooms, making them appear larger and fresher, while allowing natural light, views and conversations to flow freely.

Now, add warmth and interest

You can do this by organizing your space according to activity. The beauty of this design approach is the ability to customize the space to your hobbies and preferences, such as adding a charming banquette to host family meals and game night, a cosy reading corner to dig into a juicy book and an inviting conversation area in front of the fireplace. The aesthetic of each area should be consistent with the broader style of the space, but independent of the others with its own dedicated furnishings, accessories, light source and rug, to visually anchor each vignette.



PHOTO: LORI HAMILTON

Create a relaxed aesthetic

Vacation means rest and respite, relaxation and rejuvenation. For most of us, vacation time also signals a return to nature, which serves as not just the location but as inspiration.

Indeed, recent trends have shifted back to nature in a big way, with a more relaxed, organic palette of colours, materials and finishes. Colours tend to be less saturated, with gentler, more muted blues and earthy greens at the forefront this year. Meanwhile, materials and finishes are softer, with mattes and textural elements that are both touchable and visually warm. The same qualities resonate in fabrics and upholstery, which lean to linen, wool and blends, layered to bring more texture and softness to the space. Overlapping area rugs, pillows and throws are a great way to bring a comfortable, "collected" look while adding a cosy touch and small but mighty hits of colour.



PHOTO: LISA PETROLE

Make it functional

Remember, the name of the game at your vacation home is "easy living." Daily cleaning and maintenance should be the last thing on your mind. To that end, seek out materials, fabrics and finishes that require little maintenance but offer good durability.

Keeping function and comfort in mind, scale back on your furnishings. This creates more room to move, while leaving fewer things to dust! When replacing old furniture or adding new pieces, look for dual-purpose pieces that serve their primary function while doubling as storage.

Achieving harmony between function and style can be challenging, but remember your vacation home is your great escape and ultimately, it should serve your every want and whim. Work with a professional designer to ensure it's a space that pulls you back, for all the right reasons. **OH**

International Designer Laura Hay, Principal of LH Decor & Design Inc., brings over a decade of experience to her work in residential interiors in the GTA, Canada, United States and Bahamas.



HOME OPTIONS MADE EASY CUSTOM CABINETRY & DESIGN PROFESSIONALS

Your home is a personal space. It's where you unwind after a hard day, celebrate events with friends and make memories with family. Whether your project includes a newly designed kitchen, ensuite oasis, custom basement bar or even a full home transformation, we will walk you through the process every step of the way. With an inviting design centre full of beautiful displays and finishes such as cabinetry, flooring, countertops and tile, paired with our talented design team who take joy in putting our clients first and exceeding their expectations, we go the extra mile to provide a seamless experience.

We work with contractors and builders to create a design plan and supply products for your renovation, bringing to life the space you've always dreamed of.

From design and cabinetry right down to the final polish hardware the H.O.M.E team is here to make it perfect, it all starts at H.O.M.E.

Serving Barrie, Muskoka and Surrounding Areas.



705.503.4663 | 130 Saunders Rd., Unit 7, Barrie
info@homebarrie.com | www.homebarrie.com



double take

RESORT vibes

RECREATE THIS LOOK
IN YOUR OWN HOME.



PHOTO: DEVON PASTORIUS | STYLING: JODI MASON OF URBANHOME



1



2



3



4



5



6



7



8



9



10



11



12

Customize chair finish, rope and fabric colours to suit your space.

1. TELESCOPE CASUAL FURNITURE: Value Market Umbrella in Cabana Classic 2. RECYCLED PATIO: Modern Muskoka Lounge Chair in Black 3. CRATE & BARREL: Liv Acrylic Drink Glass 4. CABANA COAST: Lakeview Cabana Daybed 5. CB2: Keelah Natural Rattan Hurricane Candle Holder 6. CB2: Cap Grey Cement Side Table 7. FIRE GARDEN: Tempest Torch 8. ZUO: Bilbao Hanging Chair Gray 9. RENWIL: Jedrek Side Table 10. MERCANA: Troi Vase 11. BRAFAB: Hillmond Dining Table Black 12. KETTAL: Net Dining Armchair OH



GILKON

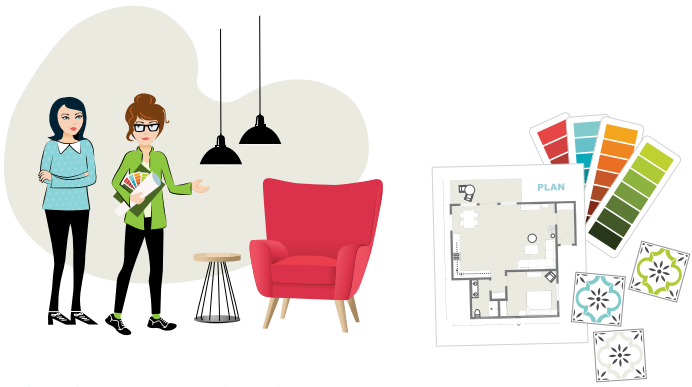
CONSTRUCTION LIMITED

We Build To Suit Any Style

Custom Homes and Cottages • Renovations and Additions
Commercial Builds and Project Management
Cabinet Making and Woodworking

705.526.3364 | gilkon@bellnet.ca
www.gilkonconstruction.com





Should You Hire A Designer?

TWO ONTARIO DESIGNERS TALK ABOUT THE POTENTIAL UPSIDES

STORY **CONNIE JESKE CRANE** | ILLUSTRATION **SHEILA BRITTON**

IF YOU'RE ABOUT TO SPEND BIG ON A RENO, MOVE INTO YOUR DREAM HOME OR DO A MAJOR REFRESH, YOU MIGHT BE WONDERING, "COULD AN INTERIOR DESIGNER HELP ME OUT HERE?"

In the past, designers weren't the go-to option for most homeowners, but things have really changed. According to IBISWorld statistics, Canada's interior designers have seen steady market growth in the last five years.

On the ground, Canadian designers confirm they're seeing this trend. "The whole thing has changed," says Ottawa-based Catherine Pulcine of CPI Interiors. "People are much more receptive to the idea that you would hire someone to help you." In the business for 30 years, Catherine attributes the shift to several factors, notably TV home décor shows. "The whole HGTV thing really brought the realm of interior decorators and designers into peoples' homes."

Curious about working with a designer? Wondering how your project might benefit? We talked to Catherine in Ottawa and also to Brittany Zazula of London-based Ben & Britt at Home. Here are the benefits they say a good interior designer can bring:

BETTER UTILIZATION OF YOUR SPACE

First off, Catherine says, "An interior designer has a very different perspective on the space. And when someone is living in a space or they've had something for a while, they only see it for what it is, they don't see it for what it could become." A designer, says Catherine, can take your wants and figure out how to make a space work better for you.

WELL-CHOSEN PRODUCTS AND MATERIALS

From contractors to furniture suppliers, designers have extensive contact lists, says Brittany, and can help clients make better purchasing decisions. "We know what's good and what's not." And designers also factor in a client's lifestyle, she adds. "What's practical? Do they have kids? What furniture is going to hold up against stains? Do they have

pets? It's really about saving them in the long run on things they're going to use, that are practical, functional and still beautiful.

NO COSTLY MISTAKES

Purchases for your home can involve significant costs, says Catherine. Leveraging a designer's experience means you could prevent some expensive headaches. For example: "If you order a sofa and it doesn't fit or it's the wrong colour or you didn't choose the right style, and you didn't realize what size it was, chances are that you can't return it. So now you're stuck with it." A professional, she adds, can help you steer clear and thereby save money in the long run.

LOWER STRESS LEVELS

With more comprehensive jobs requiring lots of big-budget, tricky, in-the-minute decisions, Brittany says, "It really mentally helps to have an interior designer – the amount of stress that it removes! I mean people don't really realize how much stress they put on themselves."

HELP WITH PAINT CHIP WOES

Anyone who's struggled over umpteen swatches knows how difficult it is to choose paint colours that work. Yet a simple colour consult with a designer, says Catherine, can make all the difference to a project. "Most people think it's such a simple thing. But the colour of the paint makes a dramatic difference to the overall impression and the feel of the space." A professional, she says, can help you avoid colours that feel a bit "off" and create a space that feels put together.

COHESION

Finally, says Brittany, "The biggest thing we can do is tie the project together, unlike when a homeowner spends years picking out one piece here, one piece there and it's a hodgepodge." And Brittany also often sees the opposite case. "There are so many times I go into clients' homes and they have been sitting in an empty space for years. They can't make decisions and don't know where to start." A professional can get clients to the finish line – completely and cohesively, she says. "And a finished space equals a happy space!" **OH**

HERE ARE SOME TIPS FROM OUR DESIGNERS ON GETTING THE MOST FROM THE PROCESS:

Choose wisely – Check out potential interior designers' credentials, portfolios and talk to previous clients.

Do your financial homework – Work out a budget for your project and understand how design costs will factor in. (Some designers charge hourly, some have flat fees, etc.)

Gather visuals – Use Pinterest, magazines, Instagram, etc. to relay your expectations and aesthetic preferences.

Communicate – Good communication throughout a project is key. Choose a designer you like working with, ensure all household members have their say upfront and keep the lines of communication open.

Design Loft

Kitchen & Bathroom Design & Installation
Featuring Countertops, Flooring, Tile and Canadian Made Cabinetry

Visit our showroom, at **Simcoe BUILDING CENTRE** or book a consultation.

705-728-1773 | 140 Ferndale Dr. N., Barrie, ON

SimcoeSolutions.com

First Impression Matters!

Professional home staging can be the difference between a good sale and an exceptional sale.

As an award winning boutique home staging firm, iSO Design knows how to make buyers envision a life and fall in love with your property.

Trusted by homeowners and real estate agents since 2016, iSO Design have solutions to fit any budget to help you maximize your sales potential.

iSO Design
To live • To love • To sell

Mention This Ad To Receive
10% Off Your Initial Consultation!

416.993.0131 | isodesign.ca | info@isodesign.ca

Welcome to 28 Parsons Place

Forest Hill

REAL ESTATE INC • BROKERAGE

Very well maintained 2,414 sq. ft. family home located on a quiet cul-de-sac in the highly desirable Brownridge community. This 4+2 bedroom, 4 bath home with 2 kitchens is situated on a pool-sized lot featuring a brand new chef's kitchen that walks out to an oversized deck that is perfect for entertaining or enjoying your morning coffee. Walking distance to parks. Close to Promenade mall, churches, synagogues, shops, restaurants, transit, hwy 400/407 and only 30 minutes to downtown Toronto.

Offered for sale : \$1,699,000

Kelly Lazar, CGA, CPA • Sales Representative
Office: 416.488.2875 - Toll Free: 1.800.466.2218
Direct: 416.930.0787
kellyjlazar@gmail.com

David Wagman • Sales Representative | Managing Partner
Office: 416.488.2875 - Toll Free: 1.800.466.2218
Direct: 416.414.0007

No Place Like HOME

PHOTOGRAPHY **SANDY MACKAY**



MEET NINA

"My name is Nina Doiron and I'm the owner and lead designer of **ISO Design**, based in Simcoe County. We offer simple, affordable solutions that make homes look and function better, and help protect and retain their value. Our staging service helps our clients' properties stand out from the competition. We also help families fall in love with their own homes again through our redesign and organizing services. In addition, we assist seniors with the emotional process of decluttering and downsizing. We offer a complete solution for every stage of our clients' homeownership."



Nina Doiron



STAGE TO SELL

"We've been very busy this year with our staging services," Nina says. "While it seems counter-intuitive in a hot seller's market, every listing is trying to outshine the next in order to get top dollar. We've also been very busy helping families get organized. Our favourite types of projects are the ones that leave our clients in awe and speechless. This is always our primary objective and their satisfaction is fuel for our motivation to keep doing what we do best."



NINA'S TOP THREE HOME ORGANIZATION TIPS

1. Don't bulk buy. Buy what is needed, use it and then buy more. You don't save at all when you have to throw something out because it's spoiled or expired.
2. Set aside 30 minutes on a Sunday morning to go through paperwork and bills. This habit alone can minimize the mounds of paperwork that can pile up very quickly if you don't keep up with it.
3. Purge at least twice a year, once in the spring and again in the fall. What you haven't worn this past winter or summer will not likely get worn again so it's best to donate it to a worthy local charity.



FUN IN THE SUN

"I'm excited for the summer just for the sunshine and heat alone," says Nina. "I'm not a winter person. We have a trailer in Waubashene that we go to most weekends in the summer. It will be our second staycation season and we just love the weekend getaways. It gives us time to recharge and just hang out as a family. I can't wait." **OH**

REACH OUT

416.993.0131
isodesign.ca

Responsible Renovations and New Construction



14 Cedar Pointe Drive, Unit 1511, Barrie
705-252-3004 416-778-7606

WorkWithUs@CrayonDesign.com

www.CrayonDesign.com [CrayonDesignInteriors](https://www.instagram.com/CrayonDesignInteriors)

good taste

Peach & Pineapple AGUA FRESCA

Agua Fresca translates to “cool water” and is the ideal drink on a hot day. It’s a refreshing drink made with fresh fruit, water, lime and a bit of sugar.

RECIPE AND PHOTOGRAPHY
JENELLE MCCULLOCH



INGREDIENTS (Serves 4)

- 1 cup pineapple, chopped
- 1 cup peaches, chopped
- 2 cups water
- Juice from 1 lime
- 1 Tbsp sugar*

INSTRUCTIONS

Combine all ingredients in a blender and mix until smooth. Taste and add more lime and/or sweetener.

Pour the mixture through a fine mesh strainer.

Serve over ice. Enjoy!

*May substitute other sweeteners for sugar or omit sugar altogether, depending on sweetness and ripeness of the fruit. Adjust to taste. **OH**



Let's get flooring.

More Flooring In Stock, More Prices You'll Love.



Hardwood | Luxury Vinyl | Area Rugs | Laminate | Carpet | & More!

END OF THE ROLLTM
FLOORING CENTRES

Barrie
📍 129 Maplevue Dr W
☎ 705.727.9805

Newmarket
📍 20 Davis Dr
☎ 905.953.9025

endoftheroll.com  



LA ROCHÈRE: Bee Drinkware

Stylish SIPPING

IS IT TIME TO GIVE YOUR BARWARE AN UPGRADE?

STORY CONNIE JESKE CRANE

Is there anything more lovely – for hosts and guests alike – than an easy-breezy catch-up with friends over cocktails? Whether on a leafy backyard patio, cottage deck or in the kitchen, one thing is for sure – our inclination to entertain at home is one pandemic-driven trend that Canadians are continuing to embrace in 2022.

Yet even if you're itching to whip up a batch of your signature sangria, you may also be wanting to spruce things up a bit first. In the wake of a long pandemic, many of us have a pretty lacklustre collection of barware on our hands by now. Missing pieces. Glassware that's been put through the dishwasher too many times. Not to mention, how many of us are simply tired of our same-old pieces by now?

How to get that home bar ready for some celebrating? We asked two Ontario retailers about barware trends for 2022. Right off the bat, Andrea Hopson of Toronto's Hopson Grace, and Christine Bourne, owner of Maggie + Dix in Meaford, confirm there's demand. Both are seeing customers busily upgrading barware this year. Here's some inspiration to get your summer sipping off to a stylish start:

COLOUR MAKES A COMEBACK

As with home décor, barware is seeing a renewed embrace of colour in 2022. At Hopson Grace, Andrea sees colourful glassware "increasing in popularity as people become more comfortable with incorporating colour into their tablescape and into their life." Colourful glassware, she adds, "is a wonderful way to provide that pop without having to commit too heavily to new dinnerware or even new table linens." Among other options, Hopson Grace carries mouth-blown, unleaded crystal tumblers by German maker Dibbern in colours like azure, aqua, rose and amber. Also trending, says Andrea, is mixing colours rather than having glassware in one colour. "It allows people to be a little creative."

In Meaford, Christine says colour is part of her shop's general aesthetic. "I like a burst of colour." This year, among the on-trend choices at Maggie + Dix are made-in-France La Rochère "Bee" glasses in hues such as emerald, aubergine and blue. Christine also carries pink vintage-inspired glassware and pastel-toned floral patterned drink shakers. *Continued on page 64*



DIBBERN: Americano Tumblers



For Those Who Love Undisturbed Natural Beauty.

FRAMELESS
CLEARRAIL
GLASS RAILING

Sophisticated, modern and minimal. **CLEARRAIL** is the perfect alternative to traditional railing, allowing you to enjoy your environment. Delight in the beauty of the natural world without the intrusion of traditional wooden or metal railing. Constructed from premium quality 1/2" (12mm) clear tempered glass and stainless-steel hardware, **CLEARRAIL** can provide safety, security, controlled access, and wind-protection while at the same time allowing you an unhindered view of the world around you.

Undisturbed. Natural. Beautiful.
www.clearrail.ca • 1-705-835-3450 • Orillia



MULTI-PURPOSE
PIECES

Both retailers have also noticed a shift towards multi-functional glassware. Christine says many of her customers “want something that’s more all-purpose” – glasses for example, that work for wine but also for a cocktail.

Similarly, Andrea sees a trend towards universal wine glasses. “We’re seeing this regardless of whether people are oriented to red wine, white wine, sweet wine or champagne.” Her shop carries universal wine

glasses by two makers, Jancis Robinson and Zalto. She says such pieces are “considered absolutely suitable for every type of wine or beverage, including sparkling wine and champagne.”

In addition, Andrea says lowballs, or double old-fashioned glasses, are trending – and again leveraged for versatility. “We’ve been fascinated to see that glasses of that shape and size are not only popular, of course, for water and cocktails, but even for wine.” In this category, she says both thin, lightweight glassware and heavier, more traditional pieces made of non-lead crystal are popular.



ACCESSORIES

Christine sees brisk demand for “more hardware accessories, like nicer drink spoons and bar towels.” Other popular choices, she says, include bottle stoppers, tablecloths, wine totes and coolers, bar trays and drink cubes.



PITCHERS

Whether used to serve cocktails, wine, infused water or mocktails, pitchers are another great way to add pizzazz. Christine, who carries various styles, including versions from La Rochère to match her shop’s glassware, says pitchers are hugely popular.

Andrea has seen a shift from classic decanters towards carafes and decanters that are “beautifully organic and fluid in shape. They feel great in the hand. They’re not heavy. They’re easy and beautiful to handle.”

BEAUTIFUL
OUTDOOR LIVING
PIECES

If you want to take the party outside, think about adding some fresh pieces here too. “I do well with the picnic baskets, picnic blankets and all of that melamine serveware,” says Christine.

Acrylic pieces are also uber-hot this year. “We start to see people anticipate the summer months with a renewed interest in acrylic and shatter-free,” Andrea says. With acrylic, she also notes how much offerings such as stemware and tumblers have evolved. “The designs and shapes are so beautiful now!”

Finally, Andrea says serving trays are another stylish must-have for outdoor living. “The ease of having that easy-to-wipe surface, whether with a tray that’s all acrylic or made of a lightweight wood, makes it very easy and portable. Especially if you’re loaded down with great drinks!” **OH**



CALL TODAY FOR A
FREE CONSULTATION!

PARKLANE LANDSCAPES

SUSTAINABLE
is BEAUTIFUL

Imagine having a beautiful outdoor space at home that you and your loved ones can enjoy *and* feel great about. For over 60 years, we’ve been designing & building sustainable landscapes that people love - and that keep the enjoyment of future generations in mind too. Call us today to plan your outdoor space for 2022.

learn more at parklanelandscapes.ca
or call us **705.327.0064**

LIFE OUTDOORS STUNNING POOLS, PATIOS, HOT TUBS & OUTDOOR FURNITURE

GUARANTEED NEVER
TO ROT, CRACK OR SPLINT.

Barrie
LeisureScapes

POLYWOOD®

Weatherproof outdoor furniture using recycled plastic materials. Our mission remains the same - to recover and transform landfill-bound and ocean-bound plastic into beautiful outdoor furniture that will last for generations so you and your family can enjoy it season after season.

SMALL SPACE *BIG* *STYLE*

STORY **KAREN BRIGGS**
PHOTOGRAPHY **NAT CARON**

Subtle contrast characterizes the kitchen. Brushed champagne cabinet pulls complement a black steel pendant light. White upper cabinets are grounded by subtle pastel bases. Rustic breadboards and artful floral arrangements are finishing touches.

WHEN YOU HEAR THE WORDS, “BASEMENT APARTMENT,” YOU GENERALLY DON’T PICTURE ELEGANT DESIGN, NATURAL LIGHT AND AN ABUNDANCE OF STORAGE.

You’d probably be forgiven, in fact, if the first words that came to mind were “small, dark, and depressing.” But when one of **Vanessa Rogerson**’s clients came to her requesting a welcoming and warm space in his home that could generate income from a tenant and add value to the property, she said, “challenge accepted.”



4



1. Some kitchenware is too pretty to be hidden in cabinetry. 2. A brushed champagne faucet from Delta echoes the kitchen cabinet pulls. 3. Vanessa prefers efficient corner drawers to corner cabinets. 4. More storage is found just off the kitchen. 5. Laundry was a must-have for the apartment. 6. Vanessa expertly selected every finish in the apartment. 7. Every space has a function, with a countertop above the laundry for folding. 8. Bright windows bring as much light as possible into the lower level.



Vanessa Rogerson Designs, based in Barrie, specializes in residential renovations, from concept to completion. While custom kitchens and bathrooms are a focus for Vanessa, she also tackles custom homes in their entirety. This project, in the lower level of a two-storey 1990s subdivision home, was like a miniature version of a full custom project.

“We wanted it to feel like a home, not an apartment,” she says. “And we wanted it to comply with all the regulations for a legal dwelling with the City of Barrie.”


The unfinished basement was a blank canvas, but it did come with challenges. Vanessa and her client decided on a separate entrance, large windows and a patio, which together provide privacy, natural light and a backyard near a ravine.

Continued on page 71



8





Allowing for some storage space and a furnace room for the owner, Vanessa was still able to carve out a new layout for a very comfortable one bedroom, one bathroom apartment. One of the few compromises was to forgo a bathtub in favour of an oversize shower and a little more living space.

“One of our other design goals was to maintain the ceiling height as much as possible to keep the space from feeling confined,” Vanessa explains. Due to the required ductwork, there were areas where bulkheads could not be avoided, but the ceiling height is eight feet in the majority of the layout and seven feet where the bulkheads are located.

Recessed pot lights were installed throughout in lieu of more invasive ceiling light fixtures, with the exception of a black statement glass-and-steel pendant light in the kitchen. “I wanted to keep the space nice and open, but that one pendant light adds a bit of drama,” Vanessa says.

"The design vibe is eclectic, mixing contemporary and traditional finishes. The aim was to "reflect the taste of the owner upstairs, but remain easily adaptable to suit the preferences of any tenant who ends up living in the space."

Continued on page 72



LEFT: A small entry provides a warm welcome. **ABOVE:** An office nook is a bonus space in the one-bedroom apartment. **OPPOSITE:** 1. A gas fireplace is a focal point. 2. Vanessa expertly layers and styles the coffee table. 3. Of the living room, Vanessa says "the space is meant to feel open and airy while accented by the bold emerald green sofa as a statement piece." 4. Scones on either side of the fireplace create cosy, layered lighting. A sideboard can be used as a bar space for entertaining.



Vanessa selected a durable vinyl floor in a light oak finish to keep the space bright and welcoming. She painted the walls **Benjamin Moore** Simply White, which she says adds a bit of warmth while being easy to touch up. Countertops are a clean white quartz with veining, from HanStone. The Shaker-style kitchen cabinets were supplied by Cabico Custom Cabinetry in custom colours.

“Overall, the apartment is monochromatic and clean-looking, but there are soft touches throughout,” Vanessa says. These include the textured Calacatta tile in the shower, the glass-tile backsplash in the kitchen and the brushed champagne finish on the Delta Cassidy line kitchen faucet, which complements the hardware on the cabinetry. *Continued on page 74*



◇◇◇◇◇◇◇◇◇◇
LEFT: The spacious bedroom has mirrored side tables for a touch of glamour. **1.** Mirrors are used throughout the space to reflect light. **2.** An iron bed is layered with soft bedding, including a throw from Willow Lane Interiors. **3.** Storage is paramount and it's found here in a modern credenza.

Home Decor • Gifts • Local Artisans

705.730.7878
dwellingsdecor.ca
2093 Horseshoe Valley Rd. W., Craighurst, ON

READY PINE

Pre-finished tongue and groove panels.

Ready Pine is the fast and convenient way to install your pre-finished tongue and groove pine for ceilings and walls.

Pre-finished panels No more messes Easy installation

@readypine (519) 669-8830
www.readypine.com

Available at your local building supply store Proudly made in Canada

ANIKO NICHOLSON DESIGN

Begin your renos now to be well on your way for Thanksgiving.

We're your one-stop interior design service here to create your perfect home, from simple refreshes to seamless makeovers.

Book your call today.

705-393-6161
anikonicholsondesign.com
hello@anikonicholsondesign.com
@anikonicholsondesign



"I pay close attention to hardware on cabinetry and the light fixtures I choose, small touches that give a more luxurious feel," she says. "I also work with a lot of local businesses and prefer local suppliers wherever possible."

Basement apartments are notorious for having little storage, so providing clever solutions was another focus for this project. Incorporated into the full-size kitchen is a bank of corner drawers that Vanessa says "are my absolute favourite – much better than corner cabinets or a lazy Susan." There are also hidden recycling and garbage receptacles. Three closets in the apartment ensure there's plenty of room to store belongings.

The apartment manages to accommodate separate laundry for the tenant, as well as a small office nook. A toasty gas fireplace, framed by black wall sconces, enhances the living room.

The end result is a basement apartment that shatters the stereotypes and provides all the comforts of home. **OH**



A driftwood finish was used on the vanity, with a Carrara quartz top, glass knob hardware and a classic polished chrome faucet. Calacatta gold marble tile is used on the floor, while white wall tiles in a chevron pattern add texture in the shower. "It's the little finishing details that make a space feel luxurious," Vanessa says.



POMPOUS FOX WOOD CO.



Pompos Fox Wood Co is a full service custom furniture company. Adam Bezzina, owner, furniture designer and maker, focuses on modern, timeless styling that will elevate your space. All pieces are one of a kind and made to order so you get exactly what you want.

705.333.9745
pomposfoxwoodco@gmail.com | www.pomposfoxwoodco.com
304 Shanty Bay Rd, Unit 4, Barrie | By Appointment Only



BREEZEWOOD FLOORS

SOLID & ENGINEERED CANADIAN HARDWOOD FLOORING



MADE IN ONTARIO • DIRECT FROM THE SAWMILL
Made with Sustainably Harvested Local Hardwoods
LOW CARBON FOOTPRINT • VOC FREE FINISHES

PLUS trim, moulding and more • See us for all your hardwood needs!

BREEZEWOOD FACTORY STORES

TILLSONBURG 1300 Jackson Side Rd Courtland, ON 519.688.3553	KITCHENER 1580 Huron Road Petersburg, ON 519.696.2424	BASS LAKE ORILLIA 4071 Digby Road Orillia, ON 705.326.3965
-----------------------------------------------------------------------------	-----------------------------------------------------------------------	----------------------------------------------------------------------------

breezewoodfloors.ca    

OFFERING TURN-KEY KITCHEN + BATH RENOVATIONS

CABINETRY
COUNTERTOPS
FIXTURES
TILE



**L S
K C**

LINDSAY SCHULTZ
kitchens + cabinetry

www.lskc.ca
FROM CITY TO COTTAGE


DIY

FLUTED PLANT POT

PROJECT AND PHOTOGRAPHY
ERIN ROCHON

FLUTED WOOD DESIGNS ARE A POPULAR TREND, POPPING UP ON WALLS, BATHROOM VANITIES AND EVEN KITCHEN RANGE HOODS. YOU CAN GET THE LOOK ON A SMALLER SCALE WITH A DIY FLUTED PLANT POT. IT'S SO EASY TO DO.

Continued on page 78



BC ROOFING *and Aluminum Inc.*

Specializing in
Steel Roofing • Standing Seam • Architectural Metals

RE-ROOFING • NEW CONSTRUCTION • SHINGLES
CEDAR SHAKES • STEEL ROOFS • SOFFIT • FASCIA
5" SEAMLESS EAVES TROUGH
CUSTOM FLASHING • CHIMNEY FLASHING
VELUX SKYLIGHTS • ALU-REX GUTTER PROTECTION

BC ROOFING & RENOVATIONS

6 Centennial Drive, Penetanguishene
WWW.ROOFERSMIDLAND.CA
705.715.7529

Design with Intention.
Bringing your ideas to life.



Full Service Architectural Design

The Architectural Design process is an important element to a successful, smooth build. This stage includes space planning, floor plans, realistic exterior 3D renderings and construction drawings with all specifications and structure.

Megan Drew Design offers to handle the Planning and Building Permit Application process and any correspondence with Townships or Cities which allows for a relaxing positive experience for the client.

MEGANDREW DESIGN

705.331.0630 / megandrewdesign.com / info@megandrewdesign.com



strongman
custom woodworking
custom cabinets & furnishings

Millwork • Interior Doors • Custom Kitchens • Built-Ins

705.345.4647
info@scwoodworking.ca | www.scwoodworking.ca

Serving Muskoka & Simcoe County

Serving Custom Home Builders, Contractors,
& Home Owners With Solid Wood Products
& Customer Service

MATERIALS

- Plant pot or can
- 5, 48-inch long wooden dowels that measure 7/16-inch round
- Saw to cut wood
- Hot glue
- 220 sandpaper
- Acrylic paint
- Paintbrush



HOW-TO

Start by measuring the height of the pot from the bottom to the top.

Next, take the pot's height measurement and use a saw to cut the dowel into even sections. Continue this step until you have enough dowels to go around the entire pot. If you don't have a saw, ask your local hardware store to cut them for you.

Sand the ends of each dowel, removing jagged edges for a smooth, even finish.

Glue dowels to the pot. To keep the dowels even, place the pot on a flat surface and attach the dowels using the surface as a guide. Continue to add one dowel at a time until the entire pot is covered.

Next, paint the pot. Once dry, apply another coat and let dry.

Finally, add some soil and your favourite plant and find a spot to showcase your creation. **OH**



705.238.1400
info@tryonconstruction.com / tryonconstruction.com



Tryon Construction is a turn-key company that has been in business for 12 years. We design, build, and renovate residential home properties and commercial projects. Our attention to detail is 100% and we are committed to exceeding our clients' standards in the highest quality of craftsmanship. Our team consists of qualified and experienced architects, engineers, designers and trades people in the area. For every project all trades are kept in-house, if possible.

We will work with you right at the very beginning. We will take your ideas and make them reality. We make sure every project is unique, from the design of a new kitchen or bathroom to a completely custom designed home. The only limit is your imagination. Designing and building your own custom home is a dream for many. And we have spent the last 12 years developing our craft to make sure our design has the attention to detail expected.

We are located in Orillia, Ontario and service other areas, such as: Barrie, Muskoka, Gravenhurst, Oro-Medonte, Severn, and other Simcoe County areas.



- Renovate • Timberframe
- Design & Build • Excavation
- Septics • Ice Homes
- Hardscape • All Machine Work



WORK & Play

Local pros reveal why they love their jobs
and share their plans for summer fun.



PHOTOS: MELISSA SUNG



Krystin Leigh Smith

HACIENDA

Hacienda is a brand that was created because I love curating beautiful products to shop online, helping people take their home décor accessories and turn them into a collection of items that reflect what they love and brings them joy. I am a Toronto-based prop stylist and buyer who has styled everything from home décor magazines to TV shows for Netflix. Before I switched careers, I spent five years working with Toronto's homeless helping them find housing. Through this experience I gained deeper insight into the importance of having a space that is uniquely yours. I have learned that home can be more than just four walls, and is also a place of joy, comfort and beauty. Hacienda's aim is to create a community of people who care about making their home into a haven.

PERSONAL STYLE

The best part of my job is watching to see which item will speak to which person and hearing their stories of why they were drawn to it. I really enjoy listening to people's home plans, what they are thinking of purchasing and their ideas for their space.



HELLO SUMMER

I am super excited about doing a number of markets around the city, including a two week pop-up at Stackt Market. Stackt is a mini shopping district located in downtown Toronto made of shipping containers. This is a great opportunity for people to come have a chat with me and see the products in person. I am also really looking forward to taking a break and going to a cottage with some friends in June. I can't wait for summer to get here!



Continued on page 82

CRAYON DESIGN

“We’ve been around since 1986,” says Cheryl Krismer, Principal at Crayon Design. “I’ve been fortunate to have received several awards, including Designer of the Year in Ontario through ARIDO. We are technically strong, so challenging projects, including difficult sites, odd layouts or unique ideas are situations we rise to meet head on. Sean is now the second-generation working in the family business, which also includes my husband John, a fine furniture maker who frequently worked on projects with us and always problem-solved with me when I needed to bounce ideas around. He now builds guitars.”



FAVOURITE PROJECTS

At Crayon Design, our best projects are when we have an engaged client who loves the process. It doesn’t matter what size, we love truly creative, original work.

“We bring our unique perspective to all our projects and look for solutions that are above and beyond.”



Wendy Zhou, Cheryl Krismer, Sean Renon & Carrie Cui

SUMMER VACATION

I’m excited this year to be travelling again,” says Cheryl. “I’m looking forward to a trip to Italy this fall that allows me to explore more creative outlets. I find ideas everywhere.”

HANNATESS ARTHAUS

I am a professional local artist from Simcoe County working with private and corporate clients to create original artworks. I create landscapes, still lifes and portraiture in a loose contemporary impressionistic style. My work ranges from small tokens to large centrepieces, work for community fundraisers and corporate art workshops to greeting cards and marketing campaigns.

UPCOMING EXHIBITIONS

Typically throughout the year, I put on several themed exhibitions and sales. Currently, I am putting together works to celebrate mothers, while also working with ADM Design to bring this work to light. For Father’s Day, I will be working with the Innisfil Onion Festival to feature work that celebrates fatherhood. My work generally focuses on themes of movement, romance, well-being and resilience. I use my art to stay afloat in all the heaviness this world brings and I hope it provides this support to my viewers.



Maria Kelebeev



PHOTOS: SANDY MACKAY


SUMMER PLANS

Every collection that is created has a very special place in my heart and this summer I am working to encapsulate various collections in beautiful book form. I cannot wait to hold these beautiful art books in my hands and share them with the world.



“An illustration of a daydream filled with beautiful places, eating and drinking luxurious treats and having life-changing and soul-touching connections and experiences.”

Continued on page 84



Coralee Monaghan

CORALEE MONAGHAN INTERIORS

Coralee Monaghan Interiors is a published and award-winning design company. Based in Orillia and serving Barrie, Muskoka and surrounding areas, I offer services ranging from full home design to paint and finish selection. As an architectural technologist and home inspector, I worked for architects and engineering companies for almost 10 years before deciding to follow my dream and enroll in the interior design program in Charlotte, N.C. to transition my part-time design business to a full-time career. We have recently moved back to Ontario where I officially launched my full-service design business in early 2021. My husband Greg accepted a position at Soldier's Memorial Hospital in Orillia as an ER physician and after living all over the U.S. and Canada, we are finally settling down here to raise our family.

FUN IN THE SUN

This summer I am really looking forward to spending time with my husband and daughter, gardening and exploring everything this area has to offer. I am also looking forward to meeting new clients, and I am excited for new and challenging design projects to come my way.



DESIGN PROJECTS

I currently have a few design projects on the go, including designing and managing a large cottage renovation in Coldwater, a brick bungalow exterior remodel and landscape design and a modern new-build right on Lake Simcoe. My favourite projects typically include either large kitchen renovations or furniture selection for living areas, but I really enjoy any project where I am able to have creative freedom to come up with a design plan and functional solutions for my clients' homes. I also would really like to expand my business to include commercial projects, working with clients who need help designing spaces such as restaurants or salons.

"Let's create something you'll love."

PHOTOS: KG PHOTOGRAPHY



Continued on page 86

DECORATED HOMES
MAKERS MARKET & TEA
Heights of Horseshoe

SAVE THE DATE:
Sunday Oct. 2, 2022

ONE DAY ONLY - SUNDAY, OCTOBER 2, 2022.

UNITED ROOFING INC.

We Stand Behind All Of Our Work & Back It With a Best Manufacturer Warranty on the Market Covering Material & Labor Non-Prorated.

BBB ACCREDITED BUSINESS A+

GET A FREE QUOTE!

Proudly Serving Simcoe County

705.733.6072

Roofing services & exterior renovations performed safely with the highest quality of workmanship, materials, and backed by the best warranties on the market.

www.unitedroofingbarrie.com



BIG BROTHERS
BIG SISTERS
“THE SHOWCASE
OF HOMES”

The Showcase of Homes Tour is the signature annual event put on by Big Brothers Big Sisters of North Simcoe (BBBSNS). Running for more than 20 years, attendees can purchase tickets to tour between five and seven unique homes throughout the area. This event helps support more than 200 youth who access services from BBBSNS, whether it be one-on-one, group or school-based mentoring. All funds raised will stay local in North Simcoe.



PHOTO: SANDY MACKAY

Wendy McKinnon,
Susan Inrig, JoAnn Stephan,
Cindy McQuirter-Fairley

GIVING BACK

BBBSNS is an essential service to youth and families in our area. Throughout the pandemic, we switched our services to virtual to ensure that youth still have access to their mentor through these challenging times. Our mentors support youth through all the stages of development and help them learn to build healthy relationships, valuable life skills and just have fun. We will continue to offer a hybrid version of in-person and virtual programs to meet the needs of our youth and families. Youth are the future and supporting them from a young age helps ensure that we have a strong future as they grow and shift into adulthood.

WHEN

October 1, 2022

9:30 a.m. – 4:30 p.m.

Early Bird (before September 15): \$45.00

Full Price: \$50.00

Tickets go on sale mid-August and will be available at select local stores in North Simcoe.

Includes tours of five homes, and a voucher for lunch from a selection of local restaurants.



PHOTOS: SHERRY VERBEEK



SNEAK PEAK

After a two-year hiatus, our homeowners are opening their doors and sharing their homes for you to explore and enjoy. Tour beautiful homes in a range of styles, from the city to the waterfront and from modern to cottage style. The diversity in North Simcoe is impressive. There is something for everyone in each home that is sure to inspire.

SEE OUR DIRECTORY FOR ALL CONTACT INFORMATION.



Husqvarna
A Cut Above The Rest



Two Locations To Serve You Better

NORTH END

28 Currie Street, Unit 1
Barrie, Ontario L4M 5N4
info@mercerequipment.ca

SOUTH END

431 Bayview Drive, Unit 7
Barrie, Ontario L4N 8Y2
info@mercerequipment.ca



705-503-3535

www.MERCEREQUIPMENT.ca

birding

Summer's Sweet Baby Birds POPULATION EXPLOSION

STORY **LYNNE RICHARDSON** | PHOTOGRAPHY **ROBIN JOWETT**



Have you noticed?

There's a population explosion going on. It's happening in your backyards, across the fields, deep in the forests and along the lakeshores. It has nothing to do with the winter's pandemic lockdowns. It is simply part of the annual life cycle of the birds that have returned to our northern locales, to undertake their annual rituals of courting, nesting and raising their nestful of baby birds.


Birds arrive en masse during the migration month of May, often returning to the same neighbourhood they were raised in only a year or two before. They waste no time in getting down to the business of reproduction. They've travelled hundreds of miles to get to our backyards, with their bounty of bugs, which are emerging in huge eruptions, with timing that coincides with baby birds hatching out of their shells.

DAWN CHORUS

Male songbirds (perching birds) arrive first, a week or more ahead of the females. They use this time wisely, checking out potential nest sites for her to choose from. They quickly claim a territory and proceed to determinedly announce their dominion over it in full song. They find a favourite singing perch, often near the tip of a tree or shrub so their song carries through the open air. They start singing at dawn when the clear morning air also helps project their song. Get up at five in the early summertime, go to the woods and immerse yourself in their dawn chorus. Nature's symphony. *Continued on page 90*



ULTIMATE GARAGE




PRESTIGE
STEEL BUILDINGS

Interested in a man cave? Prestige can assist you! We can design, deliver, and construct the man cave or garage of your dreams! Enjoy working on equipment, storing toys, or having a few drinks with friends in our climate-controlled space!

We are dedicated to making the experience as seamless and rewarding as possible. Our work reflects design and quality that will undoubtedly stand the test of time. Our focus is to keep up with the latest developments in design, technology, and custom building. For every client, we strive to support a lifestyle of sustainability, comfort, luxury, and functionality.

We firmly believe in our team's strength, as well as the depth of knowledge and experience we bring to the table whether it's a residential, commercial, or industrial project. The design of our building can be adapted to meet your specific requirements. We look forward to speaking with you soon about your next project!

www.PrestigeSteel.ca

1.888.314.5751 • Jason@PrestigeSteel.ca



AGRICULTURAL • AVIATION • BOAT STORAGE • DISTILLERIES / WINERIES • GARAGE & WORKSHOPS • INDUSTRIAL & SOLAR BUILDINGS • MANCAVES & SHE SHEDS
MANUFACTURING & COMMERCIAL • RECREATIONAL BUILDINGS • STEEL HOMES • STORAGE BUILDINGS

birding



PHOTO: TARA CHATTELL

FEATHERING THE NEST

When the females arrive, their future suitors are ready and waiting for them, each enticing them into their territory with their finest songs and unique courtship displays, showing off their flight moves and displaying their fancy breeding plumage. Who can resist! Pair-bonds are quickly formed.

Nesting starts within a week or two after the birds find each other and pair up. The breeding season is short, especially if the pair want to raise more than one brood in the season, which increases the odds of baby bird survival and the replenishment of the species. Nest building begins in earnest, usually by the female, but frequently with help from the male. The simpler nests (Mourning Doves) take little more than a day or two to build; more intricate nests (Robin, Baltimore Oriole), a week or two.

HATCHLINGS

Eggs are laid and incubation ensues. Depending on the species, songbird incubation ranges from 10 to 20 days or so; quite a feat of fast work! Baby songbirds crack the eggs with a wee egg tooth, come out of their shells and face the world naked – featherless, helpless and not particularly cute! They can barely raise their bobbling heads and they struggle to open their baby beaks for the parent bird to stuff down a buggy protein snack. But this helpless-hatchling stage only lasts a quick three days or so.



PHOTO: TARA CHATTELL

NESTLINGS

By day four or so, the baby birds open their eyes, start sprouting feathers and the wee wings start growing out. They can hold their heads up steadily and compete with their sibling nestlings for the most bugs. The adults bring a constant supply of delectables to them from dawn to dusk, to satisfy their voracious appetites. The nestlings know the true meaning of “open wide” and their gapes are brightly coloured inside, giving the adults a big, bright target area to stuff breakfast down into.



FLEDGLINGS

In two or three short weeks, many nestling songbirds have progressed from nestlings to fledglings – the point at which they can fly. They’ve grown quickly to full adult size. Their flight feathers have formed and they’re ready for takeoff. But first flights are often tricky. They may launch with vigour, but with no flying experience they may do a bit of a crash landing. And after such a landing, they may be reluctant to give it another try right away. This is when you are most likely to see baby robins, cardinals and other common backyard birds bobbing about your lawn, cowering under a shrub or sitting tightly together on a perch, looking abandoned and forlorn. Don't let that fool you.



YOU'RE NOT MY MOM!

Resist the urge to rescue one of these lost-looking babies. They don't need rescuing or human care. The parents are nearby, still actively feeding their scattered young while leaving them on their own for lengthening periods in an effort to encourage their full independence. Step back and observe the youngster to ensure it is okay and most importantly, give the parents a chance to show up. The fledglings still require their unique diet of a specific range of invertebrates to get them strong and airborne. Human-offered food is usually a poor substitute.

FLY, FLY AWAY

After a day or two of being grounded, parental care diminishes and it's time for the fledglings to make their own way in the world. They may still be sporting some traces of their natal plumage – spots on robins' breasts and the odd wayward downy feather poking out of their otherwise sleek coat of feathers, but these now-juvenile birds are babies no more. They fly off and fend for themselves for the rest of the summer, building their strength for their fall migration and their own continuing cycle of life. **OH**



» SOURCE IT

THE NEW, NEAT, UNIQUE, AND FABULOUS IN
BARRIE AND THE SURROUNDING AREA



EcoRefinishers

ECOREFINISHERS – LOVE YOUR KITCHEN AGAIN!

We are a family-owned local business proudly serving this area since 2006. Over the years, **EcoRefinishers** has committed diligently to finding products and developing processes that they could advocate confidently with a view to protect the environment and your health as well as ensure durability.

Zack and Rachel have surrounded themselves with a talented team who share the company's vision of being innovators and the best at what they do.

We strive to ensure skilled quality refinishing, standing behind our convictions of fairness, stewardship and professionalism. We will transform your kitchen while salvaging the existing units and doors. Our EcoRefinishers team can save you up to 80% by renewing – and just think of the waste you're preventing from being dumped into the landfill! Everything is thoroughly prepped and we spray our finishes with only high quality, water-borne lacquers with low- or no-VOCs.

Our professional spray system gives a lasting, elegant quality to your cabinetry while ensuring an eco-friendly environment for you and your family. Refinish your kitchen cabinets with us and we will do our ultimate best to give you the kitchen you've been waiting for! **2000 Reeves Rd, Victoria Harbour | 705.345.6102 sales@ecorefinishers.com ecorefinishers.com** *(Please see ad on pg 11)*



DESIGN WITH INTENTION; BRINGING YOUR IDEAS TO LIFE

Prestige Steel Buildings specializes in the supply and installation of prefabricated steel buildings. Our innovative projects keep our rivals constantly on their toes. We take pride in offering highly specialized, custom projects as well as outstanding customer service to all of Canada.

In addition to offering top-quality buildings, we provide prompt customer service and pay close attention to detail. With years of design and construction experience combined with outstanding customer service, we have earned a reputation for reliability in the steel industry.

We have introduced steel homes in recent years that have drawn the interest of many people. These homes are completely customizable and extremely durable. Count on the expertise of our team to guide you through every step of creating a customized design that fits your needs. We will also install your structure quickly and professionally.

Our steel buildings are low maintenance, durable, and can last you a lifetime! The interior of a prefabricated steel building has no columns, so you can create the space you need. When a building is purchased with installation, we provide the engineered foundation and building drawings that are needed for your building permit application.

Get your **FREE** estimate! Visit prestigesteel.ca today! **1.888.314.5751 jason@prestigesteel.ca prestigesteel.ca** *(Please see ad on pg 89)*



IMAGINE YOUR HOME COMPLETELY ORGANIZED!

At **Closets by Design**, we work to simplify your life. We design, build and install custom closets, garage cabinets, home offices, laundries, pantries, wardrobe mirror doors and much more. With a wide selection of finishes, accessories and hardware, you will get the customized look you have always dreamt of.

Since 1982, we've built a reputation of integrity as the industry leader in customer service and total customer satisfaction. From our no-obligation in-home consultation, custom tailored designs and the highest quality product construction, our products simply offer the best value in the industry. Closets by Design Central Ontario can design an attractive storage space for any area of your home that needs organizing.

Looking for closet organization systems, custom walk-in closets or storage solutions? We have them. Closets by Design will help you design a closet. Schedule a Free In-Home Estimate. Need Closet Advice? Get an In-Home Closet Design Consultation Absolutely Free! **Check us out at: closetsbydesign.ca 73 Saunders Rd, Barrie 1.877.636.7773** *(Please see ad on pg 9)*



GLOW DAY SPA

An incredible spa experience that makes you want to spoil yourself regularly, **Glow Day Spa** has launched its new location this year, increasing its space and services. From plush robes, to a therapeutic environment, and a renowned level of service, this award-winning Day Spa delivers clients exceptional services with the luxury of a hotel atmosphere. They offer a state-of-the-art facility, leading technology, renowned products and services, and the industry's leading beauty professionals for convenient, regular appointments at an affordable price.

Glow Day Spa continues to be innovative by adding new local products and services to their menu. They also have ample space for Groups and Parties for celebrating those special occasions. Couples massages and facials in a private room are also a new in-demand service.

For an experience unlike any spa around, come see for yourself how this unique spa design, team and experience make Glow Day Spa truly different. They are committed to offering every guest a luxury experience every time they visit.

705.734.3800 info@glowdayspa.ca glowdayspa.ca *(Please see ad on pg 17)*

Continued on page 92



SERENDIPITY SOY CANDLES

We proudly hand pour each of our 100% pure soy candles in Collingwood, ON. We are happy to make all-natural candles at an affordable price for all to safely enjoy. With over 500 scents and 30 collections, we have something for everyone. Join us at our downtown Collingwood locations for a Candle Making Workshop – book online. We also offer a fundraising program, franchise opportunities, corporate gifts and wedding and event favours.

9 RETAIL LOCATIONS:

- COLLINGWOOD Outlet Store
- COLLINGWOOD Downtown Store
- OAKVILLE Oakville Place
- BARRIE Georgian Mall
- HAMILTON Limeridge Mall
- ST. CATHARINES Pen Centre
- KITCHENER Fairview Park Mall
- PICKERING Pickering Town Centre
- LONDON White Oaks Mall

At Serendipity, we're dedicated to reaching the masses. That means offering an affordably priced product for more than just a lucky few to enjoy. We're committed to showing people how awesome and easy it is to make better purchasing decisions as a consumer and safely burn and enjoy a candle in their home that is safe and clean burning.

Hope you'll join us in spreading the word and SOY JOY while supporting our mandate to make the world a better place, one clean-burning candle at a time.

serendipitycandlefactory.com
(Please see ad on pg 45)



ROYAL LEPAGE IN TOUCH REALTY – THE CORY TEAM

There's no doubt about it, the real estate scene has been getting a lot of coverage lately. Under the current system of blind bidding, potential homebuyers submit their offers BUT do not know the contents of competing bids. The law states that real estate brokerages who represent clients must disclose the number of written bids but NOT the substance of those bids.

Under the new regulations, sellers would have the option to open the bidding process and make all offers transparent. That means the brokerages who represent them would disclose details of competing bids at the discretion of sellers. Regulations are set to change on April 1, 2023.

Thinking of moving? If you give us a call, we can give you an idea of what your property will sell for in today's market fairly quickly.

In addition, if you're targeting a neighbourhood you'd like to get into, we can let you know what properties are selling for in that area and the current opportunities available. Please don't hesitate to contact us.

Heather Cory, Broker
Cell: 705.345.1884
Michael Cory, Sales Representative
Cell: 705.715.1381
thecottageshack.com
thecorys.ca

(Please see ad on pg 25)



JC UNLIMITED CONTRACTING

JC Unlimited Contracting teams' combined experience in high-end residential construction business means superior project management and strong relationships with a vast array of top professionals in each of the trades.

We are a Residential Contractor specializing in complete renovations including Kitchens and Baths, Finished Basements, In-Law Suites, Main Floor Redesigns, Additions and much more.

We offer full design services so you can fully envision your finished project. Our clients benefit from our design showroom where they can select finishes for their project, from flooring to cabinetry – it's all in one place. We take care of our clients from the start of their project through to the finishing touches with precision, clarity, and a unique understanding of the Design / Supply / and Build process.

We are a fully licensed and insured contracting company that does it all. Our clients benefit from efficient timelines and budgets. Proudly serving Barrie and surrounding areas. Offering great prices, exceptional service and Grade A work.

Proudly serving Barrie and Simcoe County. Please call for your FREE quote and visit our showroom today!

739.0809
12-660 Bayview Dr, Barrie
info@jcunlimitedcontracting.ca
jcunlimitedcontracting.ca
@jcunlimitedcontracting

(Please see ad on pg 15)

RESIDENTIAL • COMMERCIAL • INDUSTRIAL



(705) 722-7209
www.plumbtechplumbing.com

PLUMBTECH PLUMBING INC.

Is it time for a bathroom or kitchen upgrade? Do you need emergency plumbing service? **Plumbtech Plumbing Inc.** has you covered.

Since 1986, Plumbtech Plumbing Inc. has provided plumbing services to happy residential, commercial and light industrial customers throughout Barrie, Simcoe, Orillia, Muskoka and Parry Sound.

Plumbtech Plumbing Inc. does it all – from large custom homes and full renovations through all kinds of services, including drain line video inspections and drain line replacements. Plumbtech Plumbing Inc. is fully insured, bonded and available 24 hours a day.

For any project big or small, Plumbtech Plumbing Inc. will consult with you to make sure all options and site-specific conditions are taken into account. They will even find ways to help reduce your project costs. A detailed quote provides peace of mind regarding cost certainty.

Plumbtech Plumbing Inc. are proud members of the Ontario College of Trade, Barrie Construction Association, Barrie Chamber of Commerce and Simcoe County Home Builders' Association.

Plumbtech Plumbing Inc. works successfully with the following manufacturers: American Standard, Moen, Delta Faucet Co., MAAX Collection, BLANCO, Mirolin, KINDRED.

Contact us today!
705.722.7209
estimates@plumbtechplumbing.com
plumbtechplumbing.com
(Please see ad on pg 107)



CELEBRATE LIFE AT HOME WITH OUR HOMES

OUR HOMES magazine is your local home resource guide. Readers love our magazine because we show and tell you about beautiful and unique local homes. Plus, we promote local homes-related product and service providers, and help you find professional trades. Whatever you need to build, renovate or decorate, you will find in our much-loved magazine.

OUR HOMES magazines saturate 14 local markets in Ontario and connect over five million readers annually to our advertisers through premium, consistent, local content and beautiful photography. Our readership and distribution numbers are audited. Our advertisers reach our high-income demographic through targeted distribution in each region and throughout Ontario.

Our website, **ourhomes.ca**, offers even more ideas for every homeowner.

Our readers keep **OUR HOMES** magazines as a reference and resource guide. A business directory in each magazine, also available online, makes it easy for readers to find our advertisers. And don't forget **THE LIST** by **OUR HOMES**, **thelist.ourhomes.ca**, Ontario's most comprehensive online directory for all things home.

Subscribe to our newsletter at **ourhomes.ca/newsletter** for gorgeous homes, exclusive giveaways, and behind-the-scenes access.

ourhomes.ca
(Please see ads on pg 33, 107)



ENVIRONMENTAL PEST CONTROL


When it comes to solving pest issues in your home, cottage, or business, you want it handled safely and correctly by an expert you can trust. This is why it's important to hire a licensed pest control professional with the knowledge, skills and experience to get the job done right, the first time!

As your trusted local exterminator since 1988, **Environmental Pest Control** has been consistently delivering safe and effective eco-friendly solutions for cluster flies, mice, ants, cockroaches, boxelder bugs, pine seed bugs, Asian lady beetles, spiders, bed bugs, earwigs, mosquitoes, wasps and hornets, rats, and more.

Whatever the pest problem, you can always count on us for help! We care, we listen, we educate, we get to the root of the issue, and we help you say goodbye to bothersome or serious insects, bugs, and rodents.

Call 800.263.5055 or visit
environmentalpestcontrol.ca
to get your free quote

(Please see ad on pg 33)



ASPHALT • CONCRETE
RESIDENTIAL • COMMERCIAL • INDUSTRIAL



www.roadreadiepaving.com
705.719.0074 • 1.855.607.PAVE

Cottage Life

STORY **RACHAEL HAVENS**
PHOTOGRAPHY **JASON HARTOG**



THERE IS NOTHING QUITE LIKE THE FAMILY COTTAGE.

It holds a very special place in the hearts of those who call it their second home, as they create memories that span decades and generations.

That is certainly the case for **Pamela Lynn** of **Pamela Lynn Interiors**. Her cottage has been in the family for 73 years. On Canal Lake, just off of Lake Simcoe, it was built in 1947 and purchased by her great-grandparents in 1949. Pam jokes “the cottage got a facelift and in a magazine for her 75th!”

Pam took over ownership of the cottage in 2011. As an interior decorator, the time had come to put her spin on the space. “It was so important it remained a cottage,” Pam says. “People are going to walk in with wet bathing suits, sand, flip-flops and boots.” Pam calls the new style “lodge chic with a nod to the nautical.”

Continued on page 96

A colour scheme of dark blue and caramel brings warmth into every room of the cottage. The walls in the living space are Benjamin Moore Flint, while the remaining living spaces are Benjamin Moore Simply White.





Pamela Lynn of
Pamela Lynn Interiors



A banquette ensures that the dining room remains casual, and has space for tons of family and friends to squeeze in. Built-ins allow for lots of dinnerware storage, while the bar is prepped for cocktail hour.



In order to honour the existing structure, it was important for Pam to keep the original footprint while adding functionality. “It’s a super sentimental place. I wanted to make some changes and there was room to go wider or build a second storey or even build new, but it has that sentimental value and we want it to remain that way,” she says.

The most important change was insulating and winterizing the space because her family of four, including two teenagers, wanted to visit in the colder months. Pam’s favourite time of year to go to the cottage is the winter. “It’s crisp, it’s a totally different feel, it’s so tranquil.”

The cottage makes the most of its 1,100 square feet of space. On certain weekends, there can be as many as 15 or 20 guests. “It’s made for entertaining, the whole idea of a cottage is to spend time together and have fun,” she says. As a huge dog lover, the cottage had to be pet friendly as well as family friendly. “Everybody’s welcome here,” Pam emphasizes. “Warm and welcoming is my go-to.” *Continued on page 98*

“IT’S MADE FOR ENTERTAINING. THE WHOLE IDEA OF A COTTAGE IS TO SPEND TIME TOGETHER AND HAVE FUN.”



Mario Molinaro of **Richmar Carpentry** completed the cottage renovations. A sun porch was transitioned into a fourth bedroom to house more guests. Pam also added a small en suite and put in a tub, with an eye on future generations of babies visiting. The cottage “has become a hub for my friends and their families, too. Plus, now I have teenagers who bring their friends.”

It’s a full house at the cottage, and Pam wouldn’t have it any other

way. Weekends involve skating and snowmobiling in the winter. In the summertime, boating the Trent-Severn Waterway is a favourite activity. With a close community of neighbours, big family barbecues are frequent, as well. At Thanksgiving, more than 30 people come together to celebrate at the lake. “There is also definitely time for dockside cocktail hour,” Pam reveals, “and more dance parties in the kitchen than I could ever count.” *Continued on page 102*

The upgraded kitchen is perfect for entertaining. Wood counters on the perimeter keep it informal, while a stone countertop on the island is ideal for food prep. Guests can pull up a leather stool to chat with the chef.



Glass doorknobs with matte black plates bring a touch of glamour, while an antler chandelier keeps the rustic vibe in the primary bedroom. Antlers are found in the bathroom as well, all painted white for a modern touch. The bedroom is painted Benjamin Moore Cloud White, with a wallpaper accent wall that is repeated in the powder room.



“BEING ABLE TO RAISE MY CHILDREN THERE... IT’S A PLACE FOR THEM, IT’S ALWAYS HOME, ALWAYS THERE.”



55 DUNLOP STREET EAST | DOWNTOWN BARRIE
705.725.0829 | WWW.OURHOUSEBARRIE.COM



Homeowners - if you are thinking about a renovation or furnishing your space, grab my **FREE BUDGET GUIDE** to help you prepare for:

- Renovations
- Materials Costs
- Living & Dining Rooms
- Bedrooms
- Home Office & Play/Media Rooms
- Window Treatments & More...

pamela lynn interiors

pamelalynniinteriors.com/budget-guide
it's time to create the home you've always wanted



We want you to fall in love with your kitchen...that is why our mission is to create functional, high quality kitchens that last.

Our custom cabinetry is produced in our own facility using only the highest quality materials. And because we build it custom for you, each project is truly unique. With in house design, we are your one stop in turning your vision into reality!

We love our customers!

Customer service is high priority for us, from design to installation we make every effort to meet your expectations.

Call us today for your free in home consultation!

705.726.1711

106 Saunders Rd, Unit #2B, Barrie, ON
Monday to Thursday: 9am to 5pm
Friday: 9am to 4pm
Saturday & Sunday by Appointment

www.kaskitchens.ca





The cottage is all about outdoor living. Generations of family and friends gather around the firepit and on the covered porch to make the most of summer and, of course, enjoy the sunset.



“Every year there are new memories,” Pam says, “being able to raise my children there and have my friends’ children also be a part of that is probably one of the best things about the cottage.” Throughout life changes and moves, the cottage has always been a constant. “It’s a place for them, it’s always home, always there.”

Updating the family cottage wasn’t just about style, it was about functionality and preservation. It is also a way to carry on the legacy of her late father’s family. As he once said to Pam, “where else can I have a sleepover with my grown daughter and her kids?”

Pam’s two children are the fifth generation to call the cottage home. “There is a true sense of family and togetherness,” Pam says. “The whole premise of the cottage is I want everyone to feel welcome and spend time together. There is nothing like cottage life.” **OH**



With Hunter Douglas, the possibilities are endless.

HunterDouglas

Featured: New Style Shutters

BLAIR

Interiors & Window Fashions

Celebrating Over 30 Years in Business!

FREE in home consultation! Our experienced design professionals will help you select custom window treatments to meet your needs for privacy, light control, energy efficiency & child safety.

Find us online at:
www.blairinteriors.com
www.shopmidland.com/blair
f @blairinteriors i #blairinteriors

Blair Interiors & Window Fashions
305 King Street Midland
705.526.0500

BACKYARD ELEGANCE

Barrie’s Premier Pool & Landscape Contractor



Landscape Planning with the Pool Pros

Are you looking for more relaxation? An energizing escape just outside the patio doors? A gathering space to enjoy with family and friends? Our creative and award-winning project consultants will work with you on a landscape plan that fits your family and your home.



705.726.9575
www.ccspoolandlandscape.ca

landscapeontario.com
Green for Life!



decorating



Is blue the new *it* colour? I say yes! This versatile hue comes in hundreds of shades and tones, from primary blue, barely-there baby blue, to Pantone's 2022 colour of the year – a bold, purplish periwinkle. Indeed, there's a variation of blue that goes with everything in every room. Here's why blue is my go-to hue in much of my own design work and where to incorporate it in your own home.

WHY THE DRAW TO BLUE?

This incredibly adaptable colour is a "shape-shifter," with a shade for every mood, making it a fixture in many different rooms, with varying results. Blue can range from energizing and relaxing to brooding, depending on its tone, temperature and vibrancy.

Continued on page 106

TRUE BLUE

STORY **PATTI WILSON**
PHOTOGRAPHY **MIKE CHAJECKI & JAMES C LEE**



ALLANDALE
DECORATING CENTRE
COLOUR • CONVERSATION • PAINT



www.allandaledecoratingcentre.com

705.739.7730 Allandale Decorating Centre
393 Yonge St., Barrie
705.526.7411 Tripp's Paint & Decorating
259 King St., Midland

Interior Paint • Exterior Paint • Exterior Stain
Drapery & Bedding • Colour Consultations

Quality Custom Homes, Additions & Renovations

Create a space you and your family will love!

Currently Booking Late 2022
& Spring 2023 Builds.

705-721-3354

Call Us Today for a FREE Consultation
gregorhomes.com





HOW TO “DO” BLUE

That all depends on your space, your intended vibe and the blue you'll be using. But generally speaking, if blue is your dominant colour in the space, chances are it is a lighter, paler shade. In this case, blue acts as your backdrop, which you'll live up with a secondary colour and accent colour. Refer to the 60-30-10 rule when playing with colour proportion: 60 per cent of the space is reserved for the dominant hue, 30 per cent for the secondary and 10 per cent for the accent, which is usually a bolder choice.

If blue is your secondary or accent colour (or both), chances are you've selected something a little more daring, more vibrant or darker. A feature wall, a bank of cabinets, furniture and accessories are all impactful ways to incorporate your selection into a more neutral aesthetic.

I've always enjoyed working with blues in my design work and in spite of the ever-changing trends I've seen come and go, this one seems to have endured them all with grace and a touch of drama. It remains at the forefront in 2022, inducing a sense of calm in a world that can get crazy at times. Try it out in your home and see what it can do for you. **OH**



TEMPERATURE & MOOD

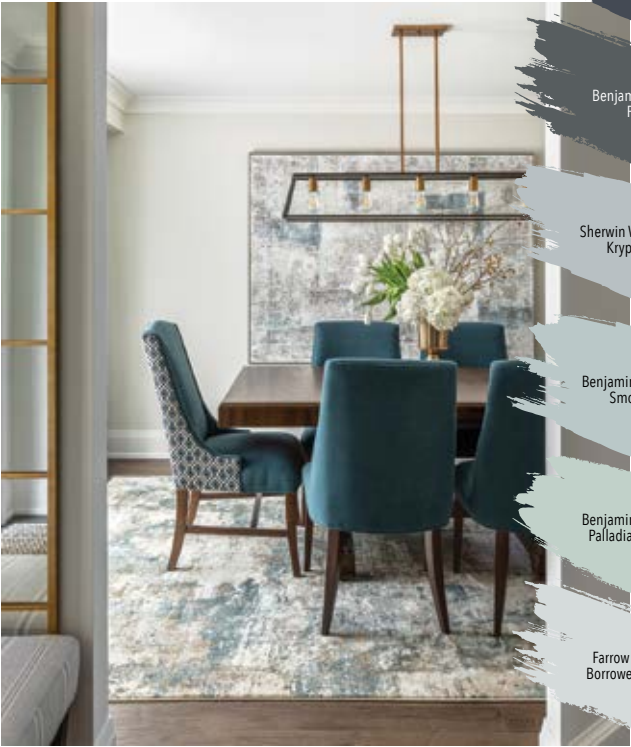
Blue is thought to be a cool colour and it often is – but not always. Cool blues have green undertones, while warm blues have purple ones, such as denim or slate, which boast earthy, organic characteristics and are subtly warm. The “temperature” of your blue can dramatically impact the overall ambience of the room.

A warm blue is the perfect choice for cosy spaces, such as a living room, family room or den, giving some wonderful depth and drama. These shades of blue have a warmth and intimacy to them, which are conducive to the intimate activities taking place in these areas of the home. Depending on the desired atmosphere in your space, consider a moody, navy blue.

Meanwhile, on the cool side of the colour spectrum, you'll find greenish blues, such as aquamarine,

turquoise and other ocean-inspired hues. The bathroom is the logical choice for these cool colours, inspiring a sense of calmness and relaxation. They also pair well with other bathroom staples such as mirror and polished chrome and complement crisp white casings, fixtures and floors. This classic palette boasts widespread appeal and for good reason. The look is fresh and clean, perfect for a spa-inspired bathroom.

Beyond temperature, colour intensity can also influence the mood of your space. A saturated shade of blue will convey a very different look and feel than a faded version of the same. Barely-there blues act as palette-cleansers, which are essential for hectic lifestyles, delivering some much-needed serenity when it's time to retreat.



Sherwin Williams Sea Mariner

Benjamin Moore Flint

Sherwin Williams Krypton

Benjamin Moore Smoke

Benjamin Moore Palladian Blue

Farrow & Ball Borrowed Light

Patti Wilson, principal of award-winning Patti Wilson Design is known for creating stylish, thoughtfully curated, livable interiors.

tiletime
Kitchens
Bathrooms
Flooring

705.229.7875
tiletime.ca
tiletimecanada@gmail.com
Monday - Friday 8am to 5pm
Closed Saturday & Sunday
f @in

EXPAND THE ONLINE PRESENCE OF YOUR BUSINESS

INQUIRE ABOUT OUR DIGITAL ADVERTISING OPPORTUNITIES

REACH 500,000+ PEOPLE ONLINE
• SOCIAL MEDIA POSTS • NEWSLETTER ADS • SPONSORED ARTICLES • AND MORE

ourhomes
CELEBRATING LIFE AT HOME

FOLLOW US ON f @in p

plumbtech
PLUMBING INC
RESIDENTIAL | COMMERCIAL | INDUSTRIAL

Custom homes, renovations, plumbing service & repairs.

www.plumbtechplumbing.com
(705) 722-7209

24hr service

www.plumbtechplumbing.com
(705) 722-7209

www.plumbtechplumbing.com
(705) 722-7209

TRIPLE TECH
WHATEVER IT TAKES!
2ND TIME WINNER
ESA / ECRA #7013910

COMMERCIAL & RESIDENTIAL

bryant
Factory Authorized Dealer
Heating & Cooling Systems

TRIPLE TECH Has Joined Forces With SCC Electrical to Provide Even More Power to Our Service Areas!

SCC Electrical

HVAC, Plumbing & Electrical
ONE CALL DOES IT ALL!

705.333.TECH (8324)
www.tripletech.ca
reception@tripletech.ca

24 HOUR EMERGENCY SERVICE

Serving Barrie, Elmvale, Midhurst, Midland, Penetanguishene, Wasaga Beach & Surrounding Areas

ice cream SANDWICHES

You don't have to choose between brownies or ice cream. We've sandwiched them together for the ultimate dessert.

RECIPE AND PHOTOGRAPHY **JENELLE MCCULLOCH**



Brownie

INGREDIENTS

- 1 cup cocoa powder
- 1 cup all-purpose flour
- ¾ tsp baking powder
- 1 tsp salt
- 1 cup unsalted butter, melted
- 2 cups granulated sugar
- 3 eggs, room temperature
- 1 tsp vanilla extract

INSTRUCTIONS

Preheat the oven to 350°F and line two 9x9-inch square pans with parchment paper.

In a medium bowl combine cocoa powder, all-purpose flour, baking powder and salt. Mix thoroughly and set aside.

In a large mixing bowl, combine melted butter and sugar. Whisk until combined. Whisk in eggs and vanilla extract. Fold in dry ingredients until just combined.

Split the brownie mixture between the two pans (about 2 cups of batter in each pan). The batter will be thick.

Take a piece of parchment paper and place it on top of the batter. Press the parchment into the batter to flatten the batter (this will help the batter bake evenly). Bake for 15 minutes.

Remove from oven, let cool and place in freezer until ready to use.



Filling

INGREDIENTS

- 1 ½ cups whipping cream
- 1 tsp vanilla
- 1 can (300ml) sweetened condensed milk
- ½ cup Dulce de Leche

INSTRUCTIONS

In the large bowl of a stand mixer or using a hand mixer, whip the cream until thick and fluffy. Add vanilla and continue to beat until stiff peaks form. Fold in the sweetened condensed milk.

Assembly

Remove whole brownie from one pan.

Spread the filling evenly on top of the brownie still in the second pan.

Drizzle Dulce de Leche on top and swirl into the filling.

Place the other brownie on top and gently press down.

Freeze for approximately 6 hours.

Cut into rectangles and keep frozen until ready to eat. **OH**

directory

OUR HOMES attracts the area’s finest businesses to advertise in our pages, and utilize our unparalleled distribution and coffee-table appeal to market their products and services. We’re making it easier for you, our readers, to become educated as you plan your home- and real estate-related purchasing decisions. View these business ads online at [ourhomes.ca](#). The listings below are organized alphabetically by industry.

OUR HOMES is committed to ensuring the businesses below appear under the correct headings. To make a correction, or to have your business listed under more than one heading, please email tyler.annette@ourhomes.ca. To have your business listed in our Home Resource Directory, call us to advertise at 705.445.5065 x201.

APPLIANCES

TA Appliances & Barbecues, 5

ARCHITECTS/ARCHITECTURAL DESIGN/
ARCHITECTURAL TECHNOLOGISTS/
DRAFTSMEN & DESIGN

Crayon Design, 58&59
Megan Drew Design, 77
Sketch Design Build, 45

ART/ARTISANS/ART GALLERIES/
STUDIOS/WORKSHOPS

Serendipity Soy Candle Factory, 45, 92

BATH & BEAUTY/AESTHETICS/
HAIR/SPA

Glow Day Spa, 17, 91

BBQS/GRILLS

TA Appliances & Barbecues, 5

BUILDERS

A.N.T. Homes, 10
Crayon Design, 58&59
DeCarli Contractors, 33
Design Loft at Simcoe Building Centre, 55
Erwin Construction Custom Building & Design, 113
Gilkon Construction Ltd., 53
Gregor Homes, 105
JC Unlimited Contracting, 15, 92
JVL Home Improvements Ltd., 6
Moonstone Timber Frame Log Homes & Cottages, 25
North Star Home Vision, 2
Prestige Steel Buildings, 89, 91
Prycon Custom Building & Renovations, 19
Tryon Construction, 79

BUILDING/LANDSCAPE SUPPLIES

Trans Canada Wood Products, 29

CABINETS & MILLWORK/CARPENTRY/
FINE WOODWORKING/CUSTOM
FURNITURE

Home Options Made Easy, 51
Pompous Fox Wood Co., 75
PRF Custom Kitchens, 21
Strongman Custom Woodworking, 77

COUNTERTOPS

Desert Tile, 49
Design Loft at Simcoe Building Centre, 55
Elegant Solutions, 47

EAVESTROUGHS/SOFFIT/FASCIA

BC Roofing & Renovations, 77
Fay Trim Inc., 12

ELECTRICAL

Triple Tech Heating, Air Conditioning and Refrigeration Inc., 107

EXTERIOR FINISHES/IMPROVEMENTS

Fay Trim Inc., 12

FINANCIAL/INSURANCE/
MORTGAGE/INVESTING

Raymond James, 45

FLOORING

BreezeWood Floors Bass Lake Sawmill, 75
Desert Tile, 49
End Of The Roll, 61
Home & Cottage Interiors, 14
Irvine Carpet One Floor & Home, 8, 14
Trans Canada Wood Products, 29

FLORAL DESIGN/FLORISTS

Fresh Flowers by Leanne, 18

FOOD & DRINK/RESTAURANTS/
CATERING/DELI

Olive Oil Co., 31

FOUNDATIONS

Erudite Construction, 35

FURNITURE & HOME DÉCOR/
ACCENTS/GIFTS/COLLECTIBLES

Aboda Decor, 19
Blair Interiors & Window Fashions, 103
Dwellings Rustic & Refined Living, 73
Our House, 101
Simply Country, 115
Simply Home Furnishings, 115

HEATING & COOLING

Triple Tech Heating, Air Conditioning and Refrigeration Inc., 107

HOME IMPROVEMENTS/
RENOVATIONS

ADM Design, 29
Design Loft at Simcoe Building Centre, 55
Erudite Construction, 35
Gilkon Construction Ltd., 53
Gregor Homes, 105
JC Unlimited Contracting, 15, 92
JVL Home Improvements Ltd., 6
Prycon Custom Building & Renovations, 19
Ready Pine, 73
Tryon Construction, 79

INTERIOR DECORATING/INTERIOR
DESIGN/HOME STAGING

ADM Design, 29
Aniko Nicholson Design, 73
Coralee Monaghan Interiors, 47
Crayon Design, 58&59
iSO Design, 55
Pamela Lynn Interiors, 101
Tiffany Leigh Design, 23

KITCHEN & BATH

Design Loft at Simcoe Building Centre, 55
EcoRefinishers, 11, 91
Home & Cottage Interiors, 14
Home Options Made Easy, 51
Kas Kitchens, 101
Lindsay Schultz Kitchens & Cabinetry, 75
PRF Custom Kitchens, 21
Strongman Custom Woodworking, 77

LANDSCAPE DESIGN &
ARCHITECTURE/LANDSCAPING/
LAWN & GARDEN

Atrium Landscapes, 33
CCS Pool & Landscape, 103
CLEARRAIL, Frameless Glass Systems, 63
Firestone Landscaping, 16
Foster Lawn & Garden, 7
Mercer Equipment, 4, 87
Parklane Landscapes, 65

LIGHTING

Home & Cottage Interiors, 14

MACHINERY/SMALL EQUIPMENT/
FARM SUPPLIES

Mercer Equipment, 4, 87

NEW HOME COMMUNITIES

A.N.T. Homes, 10
Braestone, 116

ORGANIZATION/STORAGE

Closets by Design, 9, 91

OUTDOOR FURNITURE/STRUCTURES

Barrie LeisureScapes, 65
Ox Backyard Buildings, 25

PAINTING & DECORATING

Allandale Decorating Centre, 14, 105
Benjamin Moore, 14
Brae-Con Building Supplies, 14
Home & Cottage Interiors, 14
Housser’s Paint & Wallpaper, 14
Irvine Carpet One Floor & Home, 8, 14
Tripp’s Paint & Decorating, 14, 105

PAVING/CEMENT/CONCRETE/
INTERLOCK

Road Readie Paving, 93

PEST CONTROL

Environmental Pest Control, 33, 93

PLUMBING

Plumbtech Plumbing Inc, 92, 107

POOLS/HOT TUBS/SAUNAS/SPAS

Barrie LeisureScapes, 65
CCS Pool & Landscape, 103
CLEARRAIL, Frameless Glass Systems, 63

REAL ESTATE

Forest Hill Real Estate – Kelly Lazar, David Wagman, 55
Royal LePage In Touch Realty Inc. – Heather & Michael Cory, 25, 92

ROOFING

BC Roofing & Renovations, 77
DC United Roofing Barrie, 85

SPECIAL ASSOCIATIONS

Big Brothers Big Sisters of North Simcoe, 16
May Court Club, 85

SPECIAL EVENTS

Makers Market & Holiday Home Tour – May Court Club, 85
Showcase of Homes Tour – Big Brothers Big Sisters of North Simcoe, 16

STAIRS/RAILINGS

Barrie Trim & Mouldings, 3
Creative Design Stairs & Railing, 13

STONE PRODUCTS/VENEER

Elegant Solutions, 47

TILE

Desert Tile, 49
TileTime (a division of Guest Contracting), 107

TRIM/MOULDING/CASING

Barrie Trim & Mouldings, 3
BreezeWood Floors Bass Lake Sawmill, 75

WINDOW TREATMENTS

Allandale Decorating Centre, 14, 105
Blair Interiors & Window Fashions, 103
Salnek’s Custom Window Treatments, 7

WINDOWS & DOORS

ANIG Window & Door Manufacturing Ltd., 49
Barrie Trim & Mouldings, 3

finishing touch



SPECKLED

Style

Terrazzo is back in all shapes and colours. And it's not just for floors, walls and counters. The terrazzo look is everywhere and we've found some fun ways to introduce this look at home.



CUSTOM BUILDING & DESIGN

Building Your Trust With Our Quality Work





Erwin Construction Custom Building & Design is dedicated to providing top notch, full spectrum service from the initial site visit & planning up until the job is complete with the utmost satisfaction from the customer. Our portfolio consists of a variety of projects from additions, commercial projects & renovations. Erwin Construction Custom Building & Design is known for its networking skills within the trades community; ensuring the best tradesmen are recommended to complete the project to the highest level of standards. Erwin Construction Custom Building & Design strives on being dependable, efficient & timely when completing projects with open communication every step of the way.

705.238.7050

www.erwinconstruction.ca

in f

finishing touch



1. RENWIL: Bruno Bookends 2. SURYA: Terra Pillow 3. RENWIL: Castelo Pillow 4. RENWIL: Teano Side Table & Magazine Holder 5. SIMONS: Concrete Disc Hook 6. INDIGO: A4 Spiral Notebook in Terrazzo Blush 7. NUEVO: Nani Sconce in Bubble Gum Terrazzo 8. NUEVO: Anora Pendant in Bubble Gum Terrazzo 9. SIMONS: Terrazzo-Print Shower Curtain 10. SIMONS: Terrazzo-Print Bath Mat 11. SIMONS: Terrazzo Printed Accessories 12. GEON TILE: Assorted Terrazzo Tile 13. CRATE & KIDS: Terrazzo Toddler Bedding 14. S'WELL: Pink Terrazzo Takeaway Mug 15. SUGARHOUSE CERAMIC CO.: Hand-Painted Terrazzo Mug in Speckle 16. IH CASADÉCOR: 9.5" Cutting Board Shape Ceramic Trivet 17. STYLE IN FORM: Anthology Honeycomb Coasters 18. ABBOTT: Luncheon Terrazzo Napkins 19. MADE GOODS: Janison Tray Set in White Mop Terrazzo 20. RENWIL: Tayla Table Lamp 21. MADE GOODS: Castiel Stool in Multi-Color/Light Grey Reinforced Terrazzo 22. SIMONS: Modern Terrazzo Kitchen Mat OH




SIMPLY HOME
FURNISHINGS INC.

simplycountry
CASUAL FURNITURE & HOME DECOR

705.526.5678 • 900 King St., Midland ON
info@simplyhomefurnishings.com
www.simplyhomefurnishings.com

705.526.7630 • 323 King St., Midland ON
info@simplycountryfurniture.ca
www.simplycountryfurniture.ca

the country estate, rethought.



BRAESTONE
HORSESHOE VALLEY

welcome to braestone.

Braestone is an award winning country estate community located in the heart of the Horseshoe Valley. Inspired by the farmhouses, barns, and sheds of the Oro-Medonte region, the homesteads are an authentic reflection of refined country living with four seasons of outdoor activities at its doorstep. Hiking, skating, apple picking and maple sugar tapping are just a few of the many remarkable activities homeowners experience living at Braestone.

We invite you to join in our vision and become part of Oro-Medonte's finest community. Register for our final phase today.



Distinctive and timeless bungalow, loft and two-storey homesteads on a selection of 1/2 acre to over 1 acre valley and ridge lots.

705.727.5656 braestone.ca [f](#) [i](#) [o](#)

Another project developed by:
GEORGIAN
COMMUNITIES