

HOLIDAY/WINTER 2018/19

STYLE ■ COMFORT ■ IDEAS ■ REAL ESTATE

ourhomes

G R E Y & B R U C E C O U N T I E S

natural & minimal FAMILY ABODE

Christmas
MAGIC
IN PORT ELGIN

**HOLIDAY
HOME**
ON THE SYDENHAM RIVER

FEED
THE BIRDS

GET A GOOD
NIGHT'S SLEEP

FESTIVE
TRADITIONS

CARRIAGE HOUSE style



LiftMaster
Garage Door Opener

Peninsula
OVERHEAD DOORS

(519) 934-3450 / peninsulaoverheaddoors.com

Hutten & Co
LAND and SHORE



FROM NATURALIZED LANDSCAPES TO CUTTING EDGE DOCKS

You love this area for its rugged landscape and breathtaking shoreline. We love it too.

That's why we create outdoor landscapes in harmony with our area's unique environment - connecting you back to natural wonder. Our spaces bring renewal... a place to reconnect with people and places that matter most to you. So you can rest, recharge and re-connect.

BECAUSE *natural beauty* ENRICHES LIVES.

HUTTEN.CA



Northern
Ontario's #1
Choice For Stone
Counter Tops

DPD
DI PIETRA DESIGN
COUNTER TOPS

705.727.0096 | 672 Welham Rd - Barrie | www.dpd360.com



When only the
best will do.

Our renovation began with a quest to design a room that was worthy of the art work we love. The centre piece we purchased in San Francisco and the outside two we found a few years later in a little shop in Paris.

The atmosphere had to be a contemporary combination of sophistication, simplicity and warmth. Since it is at the entranceway to our home, it was important to us that the room said "Welcome! Let's spend a while and talk." That's a lot of boxes to check.

Although we had a rough picture, Andrew was able to add concepts, tweak measurements and scale, and combine elements that don't necessarily register on our conscious level.

He didn't renovate our living room, he created it. He didn't work for us, he worked with us.

The difference is obvious.





Why do people love fireplaces?

You are not the only person who considers it an amazing idea to install a fireplace in their home. Fireplaces are popular home additions worldwide, because they bring a certain atmosphere to a home. It's not every day you install a fireplace in your home. This addition requires much consideration before deciding upon the fireplace you want in your living space. Preference of style, specific heating efficiency requirements and budget, to name a few.

Fireplaces make a house look and feel more like home.

From the moment you install your fireplace, you'll notice that the look and feel of your home will change. All homeowners who have installed fireplaces totally love them because they significantly improved the aesthetic of the room in which they're installed. People feel more comfortable in a house that has a fireplace because fire generates a natural warmth. When you sit by your fireplace during the winter months you will instantly feel more relaxed. A fireplace will not only increase the value of your home, it will also make the time spent within more comfortable for years to come.

Visit Chantico Fireplace Gallery – the first choice of homeowners and custom builders

CHANTICO
fireplace gallery

209784 Hwy. 26 | Craigleith Ontario L9Y 0L8

Tel | 705 | 445 | 9688

Email | admin@chanticofireplaces.com

Website | www.chanticofireplaces.com



IMAGINE THE
POSSIBILITIES



YOUR LOT, YOUR DREAM, CUSTOM BUILT.

With your ideas and our
expertise, the **perfect** custom
home is brought to life.

Let's get started.



CALL US
1.800.265.3083



EMAIL US
royal@royalhomes.com



VISIT US
RoyalHomes.com



Beauty runs deep

Natural stone surfaces with unmatched depth and clarity at CambriaCanada.com



C A M B R I A



WISLEY™ Waterstone Collection™

© CAMBRIA 2018 | XXXXXXXXX

REPELS THE TOUGHEST STAINS

Find expert service and every colour you can imagine at your locally owned Benjamin Moore® retailer.

HANOVER Cuneo's Carpet One Floor & Home
873 10th St | 519.364.1303 | cuneointeriors.com

SOUTHAMPTON Martin's Home Hardware
236 High St | 519.797.3645 | martins.ca

WALKERTON Cuneo Interiors
207 Durham Rd E | 519.881.2170 | cuneointeriors.com



©2018 Benjamin Moore & Co., Limited. Benjamin Moore, Paint like no other, Regal, and the triangle "M" symbol are registered trademarks of Benjamin Moore & Co., Limited.



C A M B R I A
SLAB GALLERY

By Appointment Only

*elegant*solutions
Custom Cambria Quartz Surfaces

12 Sarjeant Drive, Barrie | 705-797-0114 | Elegant-Solutions.ca



SOUTH-PORT

MECHANICAL GEOTHERMAL



Mechanical



Geothermal



Plumbing



ROCKSOLIDLANDSCAPES.CA

519.379.1772

John@RockSolidLandscapes.ca



Valor
Radiant Gas Fireplaces



WE'VE MOVED! Great new location. Same great service.
Come visit us at 1362 Concession 9, Kincardine.

Complete design & build landscape construction.

landscapeontario.com
 Green for Life!

519-396-2665

south-portmechanical.com



HOME FOR THE HOLIDAYS



It's the best time of year to come in and talk about your new build or Spring home improvement plans.

VANDOLDERS.COM

If It Goes on the Outside of Your House, You'll Find It on the Inside of Ours.

Mountain Road, Collingwood • 1-705-444-5601 • 28th Ave East, Owen Sound 1-519-376-1624

Let Us Floor You.

HARDWOOD • CARPET • LUXURY VINYL TILE • CERAMIC • STONE • LAMINATE & MORE



Cuneo's
CARPET ONE FLOOR & HOME
Decorating Excellence Since 1948

873 10th St., Hanover, ON
207 Durham St., Walkerton, ON
www.cuneointeriors.com
800-265-1172

The **Candue Difference**

Integrity | Diligence | Results



- NEW! JDR Subdivision Walkerton! Lots for sale or we will build your custom single family home & semis.
- 2 Lots left DJ Crescent Durham. PLUS 4 Large pie shape lots available in MacDonald Crescent, Durham.
- Only 5 Lots left in Hanover! Book your new home today!

519-369-5051

homes@canduehomes.com



CANDUE HOMES

www.canduehomes.com

Stay Warm!



YORK

CONTINENTAL
FIREPLACES



**AIRTECH
MECHANICAL**

HEATING • AIR CONDITIONING • VENTILATION SYSTEMS
519-934-3358
117064 Grey Rd.3, Keady www.air-tech.ca
Government & utility rebates available!

ESTABLISHED 1989



**THE GREAT LAKES
Frame Company**



Exquisite handcrafted timber frame homes
519.794.0400 WWW.GREATLAKESFRAME.COM

STYLE • COMFORT • IDEAS • REAL ESTATE

ourhomes®

GREY & BRUCE COUNTIES

REGIONAL PUBLISHERS Jamie Jefferson
Georgette McCulloch

REGIONAL MANAGING EDITOR Tamarisk McNalty Stephens

REGIONAL PRODUCTION MANAGER Kelly Donaldson

MARKETING & ADVERTISING Betty Ann Fawcett, 519.372.6338
bettyann.fawcett@ourhomes.ca

DISTRIBUTION Allan Fawcett, 519.986.2599

REACH US EASILY: firstname.lastname@ourhomes.ca

OUR HOMES is a registered trademark of OUR HOMES MEDIA GROUP INC.
OUR HOMES Grey & Bruce Counties is published four times a year.

OUR HOMES is distributed to residents of Grey & Bruce Counties and to cottagers via direct mail. Copies of OUR HOMES are available for free pick up at high traffic locations throughout the region. Copies of OUR HOMES are also sent via direct mail to members of select ski clubs in the region. OUR HOMES is distributed throughout select B&Bs and hotels, and to select business leaders via direct mail.

OUR HOMES Media Group Inc. is a proud member of the
Owen Sound and District Chamber of Commerce.

Please send all letters and/or feedback to OUR HOMES Magazine, 25 Elgin St.,
Collingwood, Ontario, Canada L9Y 3L6. Or email us at editor@ourhomes.ca.
All letters received are subject to editing for grammar and length.

OUR HOMES MEDIA GROUP INC:

EDITORIAL	PRODUCTION
EDITOR-IN-CHIEF Georgette McCulloch	PRODUCTION DIRECTOR Lynn Derrick
ASSOCIATE & WEB EDITOR Laurel Fortin	PRODUCTION MANAGERS Julia Dempsey, Kelly Donaldson, Marilyn Reid, Tracy Shuttleworth
MANAGING EDITORS Nancy Belgue, Adrienne Brown, Walter Franczyk, Mary Hatt, Gina Makkar, Tiffany Mayer, Georgette McCulloch, Tamarisk McNalty Stephens, Melissa North, Merrilyn Patterson, Heather Wright	OPERATIONS
ART	MANAGING DIRECTOR, SALES & MARKETING Jamie Jefferson jamie.jefferson@ourhomes.ca
ACTING ART DIRECTOR Robynne Sangiuliano	MANAGING DIRECTOR, OPERATIONS Georgette McCulloch
ASSOCIATE ART DIRECTORS Sheila Britton, Michelle Losier	CLIENT RETENTION & DISTRIBUTION Lisa Merrell
DIRECTOR OF PHOTOGRAPHY Jason Hartog	ACCOUNTING Tyler Annette
	ACCOUNTS RECEIVABLE Cindie Tonon

CONTRIBUTORS

Sheila Britton, Lisa Canning, Tara Chattell, Jason Hartog, Sandy MacKay,
Dawn McConnell, Jenelle McCulloch, Tamarisk McNalty Stephens,
Dolores Pian, Melanie Rekola, Mehreen Shahid, Sarah Sloan,
Sarah Tacoma, Dann Tardiff

Advertisements and the content, including photos, of advertisements published within
OUR HOMES magazine are supplied solely by the advertiser and neither the publisher nor
OUR HOMES Media Group Inc. accept responsibility for opinions expressed in advertisements or for
copyright issues with regards to photos, advertising copy and advertisements, nor shall they be held
liable thereby. By act of reading this publication, all advertisers and readers agree to indemnify and
hold harmless both OUR HOMES Media Group Inc., and the publisher thereby. Copyright ©2018
OUR HOMES Media Group Inc. All rights reserved. Reproduction without permission is prohibited.

OUR HOMES CAN BE FOUND IN THE FOLLOWING MARKETS:

- Barrie/Ontario/Midland • Grey Bruce • Hamilton • London • Muskoka
- Niagara • Oakville/Burlington/Mississauga • Ottawa • Peterborough
- Southern Georgian Bay • Toronto & York Region • Region of Waterloo
- Wellington County/Orangeville/Caledon • Windsor



CHRISTIE'S
INTERNATIONAL REAL ESTATE

Our service commitment to our clients is about more than
helping you buy or sell a home — it's about the relationship.

Trust. Integrity. Knowledge. Discretion.

EXCEPTIONAL PROPERTIES. EXCEPTIONAL LOCATIONS.

TORONTO | 416.925.9191
COLLINGWOOD / SOUTHERN GEORGIAN BAY | 705.445.5454
BARRIE | 705.445.5454
OWEN SOUND / GREY BRUCE | 519.371.5455
WIARTON / GREY BRUCE | 519.534.5757
PRINCE EDWARD COUNTY | 613.471.1708
HALIBURTON | 705.754.0880
PETERBOROUGH / THE KAWARTHAS | 705.652.5000
MUSKOKA / PORT CARLING | 705.765.6878

MUSKOKA / FOOT'S BAY | 705.375.9191
LAKE OF BAYS / HUNTSVILLE / ALMAGUIN | 705.789.1001
GRAVENHURST | 705.765.6878
ERIN / CALEDON / MONO | 519.833.0888
LAKE SIMCOE / NORTH OF MARKHAM | 289.338.0767
STRATFORD / HURON-PERTH | 289.338.0767
NORTHUMBERLAND COUNTY | 905.800.0321
KITCHENER/WATERLOO* | 519.804.7200 *Affiliate Office



TThere are many factors that make this magazine possible. To begin, there's an entire team of very dedicated and talented people at head office in Collingwood who work tirelessly to create premium regional publications that continue to be FREE to the public.

Then there are the many local companies who have placed their trust in OUR HOMES to help grow and market their businesses. As I travel around Grey and Bruce counties, I am continually inspired by the knowledge, skill, hard work, passion and commitment of the people behind these companies and services.

The magazine wouldn't be what it is without all of the homeowners who so graciously open their doors to share their homes with our readers.

And the writers, who can weave words to tell the story behind the four walls of a home.

I've spent hours in the car conversing and building friendships with Sandy MacKay and Sarah Tacoma (Grey Bruce is a large region!), two very talented local photographers who beautifully capture homes, people and products for the magazine.

The past two years as Managing Editor of OUR HOMES Grey & Bruce Counties has been a wonderful and unforgettable opportunity for me. I'm grateful that Editor-in-Chief Georgette McCulloch and Art Director Tara Chattell took a chance on a designer like me to head up Grey & Bruce.

Although I am stepping down from my role as Managing Editor to focus on my interior design work and my family life, I am so thankful for all of the circumstances that have made it possible for me to be a proud part of the last eight issues. I am pleased that the magazine has grown to bring you more homes, people and local goods each issue, thanks in large part to Marketing and Advertising rep Betty Ann Fawcett and her commitment to helping local businesses flourish.

My wish for you is that your home is a place that makes you feel comfortable and safe. A space where you can exhibit your values and interests, gather with those you love and care about, restore and nourish your body and soul, and most importantly, a place where you can take time to relish and appreciate the simple pleasures of everyday life.

You'll meet my talented replacement next year.

Cheers to a wonderful holiday season and a bright new year,

Tamarisk McNalty Stephens

Tamarisk McNalty Stephens, Managing Editor
tamarisk.mcnahtystephens@ourhomes.ca

Follow us    Subscriptions subscribe@ourhomes.ca

online Get more at ourhomes.ca

The Paint & Woodcare Co.
Specializing in Log Home Maintenance and Wood Preservation



NEW STORE LOCATION!



TNT Dry Ice Services

519-378-3590
info@tntdryice.com



What is Dry Ice Blasting?
DRY ICE BLASTING uses soft dry ice, accelerated at supersonic speeds, and creates mini-explosions on the surface to lift the undesirable item off the underlying substrate, instead of using hard abrasive media to grind on a surface and ultimately damaging it. DRY ICE BLASTING is a food grade cleaning system and leaves no blast media residue. DRY ICE BLASTING is efficient, cost-effective and environmentally friendly.



Custom interior/exterior paint and stain colour
Colour samples & brush outs
Colour matching
Log home chinking & supplies



Wood & Log Home Maintenance & Repairs
Free Estimates



Preparation includes:
- hot and cold pressure washing
- all types of media blasting for interior/exterior finishing
Deck refinishing
Brick cleaning and sealing
Removing efflorescence from brick and masonry
Grafitti removal

841 10th Street West
Owen Sound
Call for Free Estimates
519-372-1221
Contracting locations in Owen Sound and Durham.

Online store
paintwoodcare.com
ecostore@customsoda.ca

Free delivery on orders of \$200 or more.
Shipping within Canada only.



CONTENTS

HOLIDAY/WINTER 2018/19



ON THE COVER

A Scandi-inspired family home. Story, page 34. Photography by Sandy MacKay.



LOCAL FEATURES

- 22 Style Picks** Set up your bedroom for a good night's sleep.
- 34 Home & Builder** A modern Scandi-style masterpiece at the end of a country lane.
- 48 Spotlight** New products and an updated showroom at The Fyre Place and Patio Shop.
- 56 Feature Home** A festive and charming two-storey home in Owen Sound.
- 66 People** Local professionals share their favourite holiday traditions.
- 78 Feature Home** A family home in Port Elgin shares the magic of Christmas.

DEPARTMENTS

- 16 Editor's Note**
- 20 Advice** Bathroom Design Tips
- 26 Crafty Ideas** Creative Name Cards
- 30 Real Estate** New Home Checklist
- 32 Design Ideas** Custom Building
- 46 Gardening** Simple Bird Suet Recipe
- 52 Focus** New Kitchen Sinks And Faucets
- 54 Double Take** Recreate This Bedroom
- 92 Cooking At Home** Ferrero Rocher Fudge
- 94 Home Resource Directory**
- 96 Finishing Touch** Double-Duty Bedroom

UNRIVALED LANDSCAPE DESIGN & CONSTRUCTION



519.364.5151 **Ground Effects Landscapes** GROUND EFFECTS.CA

- Landscape Design, Construction & Maintenance
- Interlocking patios, drive ways and walkways
- Fiberglass pools & spas
- Landscape Lighting
- Custom wood structures, decks & Fences
- Retaining walls
- Water Features
- Outdoor Fireplaces & Kitchens
- Lawn Care Programs By Future Lawn
- Commercial & Residential Irrigation Systems by Platinum Irrigation



Kitchen
 Both
 Flooring
 Beaver Homes



WIARTON
 Design Centre
a division of the Wiarton Home Building Centre

160 Berford Street
 Wiarton ON
 519.534.5599
wiartonthbc.com



Create an oasis with a
beautifully-crafted
bedroom suite.

Macdonald's
Furniture & Appliances

65th

ANNIVERSARY

Meaford
800-265-3172
macdonaldsfurniture.com

advice



KEEPING CLEAN

Interior Designer **Dolores Pian** shares her ideas.

Keeping clean has never been more luxurious and spectacular. The master bathroom, in particular, is the second-most-popular renovation after the kitchen. Visual appeal, functionality and unique design elements are what we are now looking for in our bathrooms. Tubs and showers are a great way to make your unique statement. Here are some tips that interior designers think you should know.

TUBS

The new attention grabber is the freestanding tub. A sculpture that bathes you in comfort, it appears to float, taking less space than a built-in and easier to clean.

Tips:

- Test your tub for body size when sitting. A taller person requires a longer tub. A small tub will result in knees to the chin and not comfortable at all.
- Statement lighting over the tub can add that wow factor. Make sure your fixtures are rated for damp or wet locations. Place on a separate switch.
- A soft white lighting colour temperature of 2,700 to 3,000 degrees Kelvin provides a warm, cosy atmosphere so you'll always look your best.
- Dimmers set the mood and can be pre-set to the timing of your choice. Place on a separate switch.
- Leave three inches or more around the tub for cleaning. The handle of a mop still needs to reach around the back.



SHOWERS

The shower is where you stimulate your senses. Glass shower enclosures have eliminated thick tiled walls, allowing for more space. Glass doors can now roll or hinge effortlessly.



Tips:

- Curbs virtually disappear with curbless shower systems made possible by Schluter Kerdi-Line Systems. They have shower kits that provide the necessary waterproofing membrane and floor sloping for drains. Linear drains, which are long troughs two-inches deep, lie beneath the floor and need to run in the direction of joists or can be carved out of a concrete floor.
- Water can rain on your head or jet you from three sides. Be careful when selecting body sprays. Make sure they accommodate all members of the family and their various heights and weights. While they can be adjusted to suit your needs, jet sprays can be very powerful and you could end up with a mouthful of water or even injure sensitive body parts. You may need a grip rail.
- Large format tiles, quartz stone or Corian are now used for seamless shower walls, eliminating the need for those pesky, hard-to-clean grout lines. Ask your contractor if you have enough room to get them up the stairs or in an elevator prior to installation.
- Shower floors need small tiles for foot grip and safety so that you can avoid slipping. Make grout colour the darkest colour that coordinates with the tile.
- Install a waterproof light fixture overhead for safety. (Yes – you can still install an overhead shower.) Place the fixture on a separate switch with no dimmer.
- Shower benches are useful for a quick sit down during a long shower and also to perch your foot while shaving your legs.

SPECIAL TOUCHES

- **Heated floors.** Made more affordable and doable with Ditra-Heat-E-Kit by Schluter. It has a quarter-inch profile that minimizes the thickness of the finished tile floor.
- **Wall niches.** Scavenge space from wall cavities with niches. Wall niches can come in stainless steel or tiled. A slight slope is needed to drain water. Not only are they a décor element, they make all items more accessible.

EDUCATE YOURSELF

Check out bathroom manufacturers' sites for your specific needs. Tubs and showers are just two of the elements to explore so that you can create your own unique fabulous bathroom. **OH**

1. **PRODUITS NEPTUNE:** Malaga Shower Tower 2. **MIROLIN:** Cruz Acrylic Freestanding Tub 3. **SCHLUTER:** Kerdi-Line Floor Drains 4. **PRODUITS NEPTUNE:** Florence Freestanding Tub 5. **CASALGRANDE PADANA:** Marmoker Olimpo Tile 6. **CASALGRANDE PADANA:** Marmoker Nero Creta Tile 7. **SCHLUTER:** Ditra-Heat-E-Kit

LHG
LIGHT HOUSE
PHOTO GALLERY



Original Fine Art Photography
by award winning photographer
CAROL A. NORRIS

Custom sized frameless acrylics or custom framed
to suit your home, cottage or office.

One-of-a-kind home décor pieces including
"live edge" tables, benches, ceramics and jewellery.

173 High Street Southampton
1.855.797.1485
carolnorrisphotography.com



Sublime SLEEP

The science has hit the street: getting adequate sleep is non-negotiable when it comes to overall health and well-being. Create a bedroom atmosphere that will enhance the odds of getting a good night's rest.

PHOTOGRAPHY **SARAH TACOMA**



1 MACDONALD'S FURNITURE & APPLIANCES

Mattress
Scientifically proven to help you sleep better, invest in the go-to mattress used by professional athletes. Technogel offers a body conforming gel mattress with cool cushioning and superior ergonomic support. Wake up feeling refreshed.
206518 Hwy. 26 E., Meaford
519.538.1620 | macdonaldsfurniture.com

2 SMITTY'S FINE FURNITURE

Bed
Sleep in style with the new Escarpment bed from local company Durham Furniture. Made from solid maple and available in a highly distressed finish in either grey or natural.
170 3rd St., Hanover
519.364.3800 | smittysfinefurniture.com

3 THE RUSTY STAR

Flannel Bedding
Time to switch out your light linens for a set of warm and cosy flannel sheets for the winter months. The classic buffalo check pattern is available in sheet sets as well as duvet covers in cream and black as well as red and black.
408065 Grey County Rd. 4, Maxwell
519.922.2010 | therustystar.ca

4 WIARTON DESIGN CENTRE

Lamp
Set the ambience with multiple layers of lighting in your bedroom. The simple and classic silhouette of this bedside lamp is accentuated with its marble base, gold foil finish and white linen shade.
160 Berford St., Wiarton
519.534.5599 | wiartonhbc.com

5 PELLOWS PHARMASAVE

Natural Sleep Aids
A bedtime ritual, such as incorporating a sleepytime tea, or using a diffuser with essential oils such as lavender, vetiver or chamomile, can help your body wind down and help combat difficulty falling asleep.
232 Durham St. E., Walkerton
519.881.0151 | pellowpharmasave.com

6 LIGHT HOUSE PHOTO GALLERY

Photography
Evoke a calm feeling in your bedroom with the perfect piece of artwork. The peaceful landscape and serene hues in *Algonquin Dawn* by local photographer Carol Norris will lead you straight to the land of nod.
173 High St., Southampton
519.797.1485 | carolnorrisphotography.com

Continued on page 24



7



8



9

7 COUNTRY CHARM

Night Table
Everything in its place. The simple lines of this mid-century modern-inspired night table is a great perch for your night-time novel, glass of water or alarm clock.
317680 Hwy 6 & 10, Owen Sound
519.376.4434 | ccharm.com

8 INSIDE IDEAS

Rug
Soften the look and feel of your room and keep toes happy and warm first thing in the morning with rugs on each side of the bed. The colourful pattern of this vintage-inspired rug offers lots of personality and charm.
829 2nd Ave. E., Owen Sound
519.371.6926 | insideideas.ca

9 WILSON SOLUTIONS

Closet Organizer
A clutter-free space helps put your mind at ease. This open-concept, bright and highly functional closet is complete with shoe shelving, soft-close drawers, jewelry trays, slide out pant racks and plenty of hanging space.
402505 Grey Rd. 4, Hanover
519.369.8225 | wilsonsolutions.ca OH



Warm up your décor for Fall.



Style and service for every budget.*
We bring custom window coverings to you!
shutters | draperies | wood blinds | cellular shades
woven woods | roman shades | window film...and more
Expert fit!
Measuring & Installation Free In-Home Consultation
519-793-3921 www.budgetblinds.com



Located at Grey Rd. 4 Maxwell, Ontario
www.therustystar.ca | (519)-922-2010 | therustystar@live.com
Hours: Mon-Fri: 9:00 am - 5:30 pm
Sat: 9:00 am - 5:00 pm (Closed Sundays)



Pellow
PHARMASAVE
GIFTS, HOME DÉCOR & MORE!



232 Durham St., Walkerton
519.881.0151 • pellowpharmasave.com



Landscape artist, inspired by Great Lakes and surrounding area

Fine Art by
yükselle

Studio visits by appointment
Commissions are accepted

yukselleart.com
yukselleh@gmail.com





Name Cards

CREATE GIFT CARDS OR PLACE CARDS USING
SMALL CERAMIC TILES OR LIGHT BULBS.
THEY'RE SIMPLE TO MAKE AND ADD A FUN,
YET ELEGANT LOOK TO A GIFT OR TABLE SETTING.

PROJECT DAWN MCCONNELL | PHOTOGRAPHY TARA CHATTELL

Gloria

Continued on page 28




Living In Hanover's Finest Subdivision

Welcome to Bren Lea Estates, the most secluded neighbourhood the town of Hanover has to offer. Pick your lot and start building your dream home that backs onto treed privacy.

www.brenleaestates.ca

Whaling Home Construction is now offering single family homes and semi-detached retirement bungalows in Bren Lea Estates. Come and see why Whaling Home Construction has been nominated as one of the top builders in the province of over 5,000 registered builders for the last 2 years by the Tarion New Home Warranty Corporation for quality, customer service & community involvement!

WHALING HOME CONSTRUCTION LTD.
Division of Louis Whaling Real Estate Broker Inc.
www.whalingrealestate.ca



Build Your Dream Home At Bren Lea Estates



We specialize in quality
NAPOLÉON *fireplaces.*

The FYRE PLACE & PATIO SHOP *Since 1973*

Located at Highway 6 & 21, Springmount (Near Owen Sound)
519.371.2963 | www.thefyreplace.com



Shapely tiles make a lovely gift tag.

NAME TILE PLACE CARD

TOOLS & MATERIALS

Ceramic tiles, your choice (we used a sheet of white arabesque tiles)
Permanent marker (we used a gold Sharpie)

DIRECTIONS

Wipe tiles with a damp cloth, removing any oil or film on the surface.

Using permanent marker, write or print name or message.

Let tile sit until completely dry, about 1 hour.

Your place card is ready.



online

Discover more DIY projects at ourhomes.ca/mag/create



LIGHT BULB PLACE CARD

TOOLS & MATERIALS

Large holiday string light bulbs
Acrylic paint in your choice of colour
Paintbrush
Sealant (we used Mod Podge)
Marker in contrasting colour (we used silver, black and gold)
Waxed paper
Twine or ribbon
Glue
Tiny trinkets for decoration

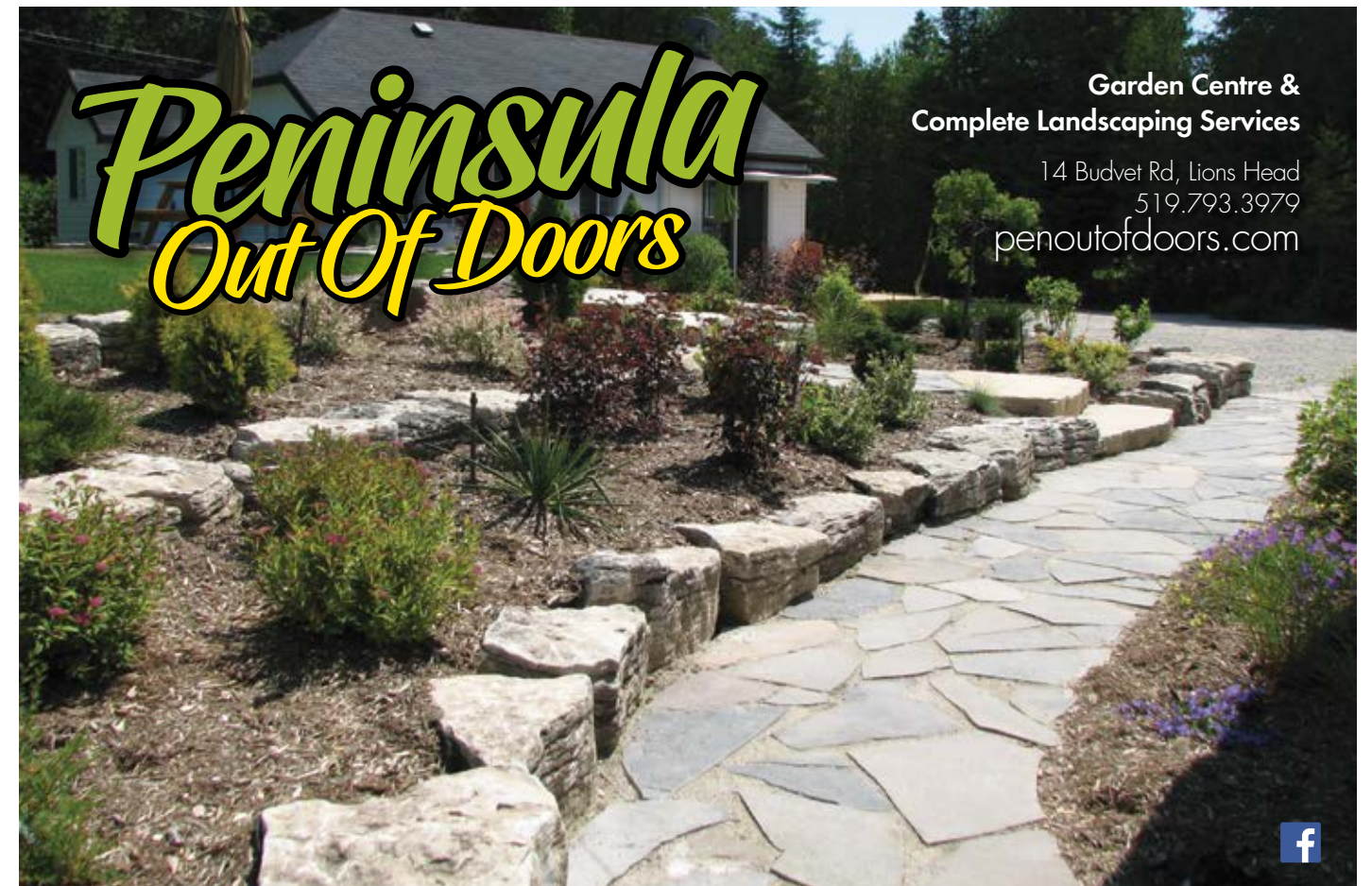
DIRECTIONS

Cover workspace with waxed paper. Apply two coats of paint to the glass of each light bulb, allowing to dry between coats. Coat painted area of bulb with sealant.

When dry, write or print names on bulb using marker. Wrap bulb stems with twine or ribbon and glue in place. Decorate with bows and/or trinkets. **OH**



Add a personal touch to your Christmas dinner!



Garden Centre & Complete Landscaping Services

14 Budvet Rd, Lions Head
519.793.3979
penoutofdoors.com



KitchenAid
HOME APPLIANCES

SQUARE DEAL NEIL'S
TV & APPLIANCES

For over 60 years!

SALES & SERVICE • NEW & USED

Hwy 21, Southampton 519-797-3905

www.squaredealneils.ca

Large enough to serve you, small enough to care!

NEW HOME INSPECTIONS

STORY **MEHREEN SHAHID** | ILLUSTRATION **SHEILA BRITTON**

So you're ready to move in to your newly built home, but is your home ready for you?

A PRE-DELIVERY INSPECTION (PDI) IS A SIMPLE BUT CRUCIAL STEP THAT CAN HELP DETERMINE IF YOUR HOME OR CONDO IS READY BEFORE YOU TAKE POSSESSION.

Ontario builders are required – under the New Home Warranties Plan Act – to conduct a PDI to help homeowners note the condition of the home, and document missing or broken items on a PDI list. To prepare, the list is available on the Tarion website, says Bryan Stott, manager in warranty service at Tarion, the independent non-profit corporation tasked with administering the Act.

In general, builders of new homes and condos are required by the legislation to register each home and warranty their work with Tarion, which acts as mediator and watchdog. However, according to the Tarion website, residential buildings converted into condos, renovated homes, previously occupied homes, owner-built homes, seasonal homes, and homes built on previous foundations are not covered in the legislation. If you are considering buying a custom-built home check to see if it qualifies for Tarion warranties.

This is how a PDI works. “The homeowner and builder will walk through the home and use that opportunity to document the condition of the home, look for damages and missing items,” Bryan says. Homeowners can see their house for the first time and ask about how systems function.

Houses are becoming more and more advanced and people may not be familiar with systems, such as heat recovery ventilators (HRVs).

“The walk through will start at the exterior of the home,” says Bryan. “Look for damaged brick, missing caulking, anything like that. Inside the home, look for missing or damaged items.”

The inspection should be done slowly and thoroughly, he adds. “Generally speaking, it should take an hour per 1,000 square feet.”


And there's always something to put on a PDI.

“It's not like a car, which is built in a factory by machines,” Bryan notes. “A home is built by people of different skills and calibre of workmanship. And there's always going to be something that isn't done to someone's preference.”

Also, he says, at the time of PDI, homeowners and builders shouldn't get into an argument about what is and is not under warranty. Yet homeowners shouldn't hesitate to have something included on the list.

Usually homeowners conduct the PDIs themselves, accompanied by the builder, but if they are not confident in their ability to spot problems, they can designate another person to handle the PDI, like an independent home inspector. The builder must be informed of the designate, using a form that is also available on the Tarion website.

Once a list is created, it gives the builder a chance to make remedies. If unresolved by the time of possession, homeowners can put those items on their 30-day form for conciliation, Bryan says.



This triggers the 120-day period builders have to make changes. A year-end form may also be submitted to Tarion during the last 30 days of the first year of possession. It should list any items that are still unresolved and any new items that have come up.

Bryan also shares some pointers that could equip homeowners to confidently conduct a PDI. Builders should have the home in a clean state for the inspection, he says.

“Sometimes you'll notice dust or construction material in the home, that should be noted on the PDI,” he says. “This can then be used to assist Tarion in determining if later scratches may or may not have been visible.”

Additionally, he says, there's nothing stopping homeowners from taking photos as they go through the home and documenting the state of the home.

“It doesn't mean we can 100 per cent rely on photos, but it increases the homeowner's credibility with us,” he notes.

Open and close cabinet doors, check hardware, window screens, doors, toilets, faucets and do a close inspection of all surfaces to look for scratches.

Builders also must provide a homeowner information package. “(It) will outline all the warranty timeframes, guidelines and homeowner and builder responsibilities,” Bryan says.

Moreover, homeowners should document the humidity/moisture levels in the home at the time of inspection.

“Noting the temperature of the home is important,” he says. “Let's just say it's a hot day and there's no air conditioning in the home and it's sweltering, it could potentially cause issues with the hardwood floor.”

The PDI is just the start of the relationship between the builder and homeowner in the warranty process.

“If the relationship between the homeowner and builder goes well at that stage, generally speaking, the warranty process goes very smoothly,” Bryan adds. **OH**

Smart Shadings EVENT

Rebates starting at **\$250**

when you purchase select window shadings with PowerView® Motorization and a PowerView® Hub

HunterDouglas

Offer valid September 1 – December 31, 2018. *Main rebate offer. Purchase a minimum of 3 Silhouette® Pirouette®, Duette® or Sonnette® with PowerView® Motorization and a PowerView® Hub and receive a \$250 rebate. Valid at participating retailers only. For full details, visit hunterdouglas.ca

Inside Ideas

829 2nd Avenue East, Owen Sound 519.371.6926
www.insideideas.ca

ENJOY THE OUTDOORS

MSD

MICHEAL'S STABLING DEVELOPMENTS

702904 Sideroad 5 (corner with HWY 6)
Williamsford, ON
mpyfferoen@sympatico.ca
519 794 3933
www.sgate.ca



EXCEPTIONAL RECREATIONAL 53 ACRE PROPERTY

For the outdoor enthusiast is turn-key everything included. The property has a 5 acre ephemeral pond with groomed drivable trails. Tall pine trees lead you up to the beautiful stone and vinyl siding 5 bedroom home that is CUSTOM BUILT with 2 kitchens, 3 baths, large sunporch, beautiful back deck that overlooks the pond. Hardwood floors and vinyl throughout, with a walkout basement that leads to a below deck patio with a brick fireplace. Main floor is open concept with a large kitchen island and patio doors off the dining room. From there you look out onto the pond and access the laundry room and enclosed sunporch. Down the hall on the main floor there is a full 4 pc bath, guest bedroom and master bedroom which overlooks the pond. Extra wide stairs in the foyer lead you up to the open concept kitchen, dining and living rooms and down into a fully finished basement with a kitchen, 2 bedrooms, full bath and a game room and work-out area.

MLS #161882

\$1,100,000



EXCELLENT WEST SIDE LOCATION

Walking distance to Kelso Beach. Main floor has hardwood flooring throughout. Two bedrooms upstairs with tile flooring and updated bathroom. Brand new gas boiler system 2017. Fenced in yard, 2 car driveway. Easy upkeep. New garden shed 2017, renewed deck 2017, concrete drive 2017, new hot water(rented) 2018, roof 5 years old. Union gas \$30/month, hot water tank rental \$29.93/month, Hydro One \$58.71/month

MLS #161890

\$239,000



Shannon Deckers

Sales Representative

mobile: 519-375-5120

site: www.shannondeckers.com

email: shannon@shannondeckers.com

RE/MAX

RE/MAX Grey Bruce Realty Inc. Brokerage
Locally Owned and Independently Operated





STORY **TAMARISK MCNALT STEPHENS**

BUILDING A NEW HOME

Part 1: Lessons learned

OUR HOMES Managing Editor and Interior Designer (I) Tamarisk McNalty Stephens and her husband are in the midst of building a new home in Grey County. She shares the dos, the don'ts and the best practices she's learned along the way. The number one lesson? Be prepared to make dozens more decisions than expected.



*Hire professionals.
Their experience is invaluable when it comes to architectural and interior design.*

PLANNING

DO: Evaluate your needs. We lived in a small cabin on our property for five years. This experience taught us what was actually important to us – insulation and enough space to entertain friends and family – and the things we could live without, like a basement and an en suite bathroom.

Hire professionals when it comes to the architectural and interior design of your home. Experience is invaluable especially if it's your first time building. Professionals can help bring your vision to life.

Decide on a budget figure that you are comfortable with and speak to your bank early to arrange financing.

PERMITS

DO: Talk to all authorities having jurisdiction early. Your local municipality's planning department will have by-laws that apply to the planned structures and all associated parameters, setbacks, etc. Our project is located within the catchment area of the Saugeen Valley Conservation Authority, and it took several months to receive the final approvals.

Submit a complete application when applying for your building permit to avoid delays.

DON'T: Forget to contact your insurance company to get builder's insurance for the duration of construction.



Take the time to design your home to suit your property.

DESIGN

DO: Design a home to suit your unique property. Each site will have natural restrictions, but take the time to consider the views and natural light, the location of outbuildings, where you'd like future gardens and outdoor living areas or a pool. Map out the footprint of the home in the proposed location. Morning sun is very important to me, and in our initial site I realized that I didn't have morning sun hitting the house until about 10 a.m. – that just wasn't going to work!

Pay special attention to the layout of doors and windows. It can be desirable for interior doors to align with windows.

Purchase the best quality windows that your budget will allow. Windows are a detail that are often overlooked, and aside from their thermal rating, they can truly make or break the overall exterior appeal and aesthetic of a home.

Think about kitchen and bathroom design, electrical layout, the switching plan and a furniture layout early on so you have all of the answers when your trades are ready to go. Select your appliances early, so, for example, you can plumb water to your fridge if you have an integrated water dispenser/ice maker.

Think about heating and cooling options early. Walk through with a mechanical contractor to understand how they need to run their duct work so you will know where you'll have bulkheads and registers.

Try to anticipate and integrate structural elements such as dropped beams and/or bulkheads needed to house mechanical equipment into the design – they could become an unexpected feature.

Consider various levels of lighting – general, accent and task – to create an inviting space and wire for it even if you don't intend to use it right away. It's easier and cheaper to do this before the drywall is installed.

DON'T: Rush the design phase. It takes a lot of thought and consideration to get a home that has a layout that meets your needs and is also aesthetically appealing from both the exterior and interior.

COSTS

DO: Request quotes from two suppliers, which is generally sufficient. It is time consuming for suppliers to quote a job/project, so be mindful of that.

Decide where you want to splurge and where you can save. For me, the exterior presence of the home is really important. I didn't want to compromise on the exterior finishes (windows, doors and siding).

Create a spreadsheet to track expenditures and stick to the budget as best you can.

DON'T: Forget to include development fees when calculating the approximate cost of your building permit – they might be an unwelcome surprise.

CHANGES

DO: Make sure you are able to devote the time required if you are taking on the project management. It involves being on site and scheduling trades and deliveries, pricing and ordering plus managing the budget.

DON'T: Make changes on site without considering the implications. Changes will invariably happen as the build progresses and it is important to be mindful of how these changes will impact other elements of the build. **OH**



DAN AND JEN JOHNSON OF VALLEY HOME IMPROVEMENTS BUILD MORE THAN JUST HOUSES. THE FOUNDATION OF THIS PROJECT BEGAN BY FORMING A SOLID RELATIONSHIP BASED ON TRUST AND COMMUNICATION, WHICH LED TO A SEAMLESS HOME BUILD FROM START TO FINISH. *Continued on page 36*

PHOTOGRAPHY **SANDY MACKAY**
STORY **TAMARISK MCNALTY STEPHENS**

Black ribbed steel (Havelock Metal Co.) is punctuated with accents of natural cedar. Cantilevered window seats provide function on the interior and visual interest on the exterior. **BELOW:** The main entrance is defined by cedar cladding and welcoming front porch.

MODERN MEADOW *View*





The thoughtful integration of natural wood elements on the range hood chimney and island countertop warms up the crisp lines of the all-white kitchen. **ABOVE:** The principal suite is situated in a private wing of the home and accessed by a light-filled corridor. **RIGHT:** White canvas walls provide the negative space required to truly appreciate the large and colourful original painting.

When she was just eight years old, the homeowner recalls sketching out a property with a tree-lined drive. Today, their new Scandi-inspired abode sits in a meadow at the end of a country lane, bordered with mature maples.

As avid outdoor enthusiasts, she and her partner, along with their two children, can step out the door, strap on their snowshoes or cross country skis and head out across the field to appreciate the surrounding landscape. They enjoy the privacy the property offers. It's a peaceful retreat from the busyness of everyday life.

Aside from her childhood memory of a country lane speckled with trees, her only wish in the construction of a new home was a large and functional mudroom. On the other end of the spectrum was her partner, who fully immersed himself in the design/build process, and it was primarily his vision that was brought to life by Valley Home Improvements. Even though they love their new home and wouldn't change a thing, he enjoyed the process so much that he would do it again tomorrow, he says.

Continued on page 39



The combination of a statement light fixture and cow-hide rug create definition for the dining area. A two-storey wall of windows connects the open-concept living space with the outdoors.



Chantilly Lace
OC-65

The subdued nature of heated, polished concrete floors, white walls (Chantilly Lace, by Benjamin Moore) allow the accents of reclaimed wood, custom art and photography and pops of colour to make a strong presence.

BELOW: A custom live-edge window seat in the open-concept living space. **RIGHT:** The homeowner made these simple wooden wall-hung boxes to provide open storage and shelving, taking the focus off of the television. **BOTTOM:** The family dogs enjoy lounging in front of the large wood-burning stove.



THE PLANNING

The couple spent a lot of time planning the layout of their new home and would outline the floor plan on site using stones and cedar rails to help visualize the space. They would bring dinner and folding chairs to test out the location and adjust as required until they had the home positioned just right to optimize the surrounding views and natural light. In September 2016, they were ready to start digging.

Thinking about the long term, accessibility was also taken into account. The doors and hallways are wider than standard and the polished concrete floors ([Extreme Linings and Coatings](#)) throughout the main level continue into the en suite where they slope slightly to the shower drain for a seamless integration and eliminate the need for a threshold, which is a common barrier to accessibility.

Continued on page 40



THE INSPIRATION

When asked about their minimalist aesthetic in regards to their approach to living and design, they replied “it wasn’t an intentional decision, it’s just who we are.” The simple and calming design is synonymous with Scandinavian living, of which there is a strong connection – she was born in Sweden and moved to Canada as a young child and her father worked for Ikea his entire career.


Simple, functional and beautiful design using quality materials and superior craftsmanship were the basis for the design and build of their home. Such is evident in the handcrafted custom woodworking by the homeowner (there’s at least one of his projects in each room), the one-of-a-kind spindle-back chair by esteemed and award-winning Canadian craftsman and furniture designer Jonathan Otter of Nova Scotia, and the authentic Eames rocking chairs from Herman Miller.

Continued on page 42

The crisp shape of the freestanding soaker tub is harmonious with the architecture and design of the home.



The simple and functional principal bedroom has access to the patio and covered deck at the back of the home. **BOTTOM LEFT:** A surface sliding door saves space on the entrance to the en suite. **BOTTOM RIGHT:** A custom wall mounted vanity by the homeowner maintains the light and airy vibe.



POSTECH
SCREW PILES

PERFECT FOR ANY
CONSTRUCTION OR RENOVATION PROJECT

STARTING OFF
ON A SOLID FOUNDATION

THE MOST TRUSTED SCREW
PILE EVER DESIGNED!
GUARANTEED

TO CONTACT YOUR
EXPERT INSTALLER

POSTECH GREY BRUCE
grey-bruce@postech-foundations.com
519-924-0050 | postech-foundations.com

THERMAL
PILES

Home comfort
you can
depend on.

You can count on Heil® heating
systems for quiet, energy-efficient
and reliable performance, backed
by outstanding warranties.

Sandy HAMILTON
PLUMBING & HEATING INC.

HEIL
HEATING & COOLING PRODUCTS
Depend On Us.

NORTHERN
HEATING & VENTILATION

AIR STAR
MECHANICAL

PLUMBING, HEATING, A/C, GEOTHERMAL & WATER TREATMENT

Collingwood • Markdale • Owen Sound • Durham
519-371-5815 • 519-986-3307 • 800-661-5796 • 519-369-1011
northern@sandyhamilton.ca

gb

GREY BRUCE
paint & décor

furniture, art work, & home accessories
complimentary in-store design consultants
spray-paint refinishing for cabinets etc.

Benjamin Moore

1580 20th Street East
Owen Sound 519 371 4207
GreyBrucePaint.com

f



A window bench view of the meadow beyond. **ABOVE:** The glass shield (in lieu of a shower curtain) on the white penny-round tiled tub/shower in the kids' bath maintains the open and bright aesthetic. **RIGHT:** Custom details in the bedroom include the bench, bed, wall unit, wooden wall hooks and the climbing wall to the hideaway.

THE PROCESS

The homeowners were thrilled with the entire experience, especially after witnessing friends go through nightmare builds. They often couldn't believe how efficient and purposeful the process was unfolding, and at times felt naive that it could be so easy. They want people to know that it is possible to venture into a new build and enjoy the experience and credit the knowledge and experience of Valley Home Improvements for making it happen.

Jen says that the project was a pleasure and the process went smoothly as the homeowners had realistic expectations and put their trust in VHI to get the job done.

THE CHALLENGE

Due to the setting, Mother Nature proved to be the most challenging aspect of the project. High winds prevail on the hilltop and when cladding the roof and exterior of the home with sheets of modern, black-ribbed steel (**Havelock Metal Co.**), the install had to be strategically scheduled on days the wind was less insistent.

When cosied up by the woodstove (**Chantico Fireplace Gallery**) in the great room, triple pane windows (**Van Dolder's Custom Exteriors**) and good insulation keep the elements out when the wind is raging. Radiant heat keeps the concrete floors always warm in the colder months (**Sandy Hamilton Plumbing & Heating Inc.**).

Continued on page 44

Do it once. Do it right.

Your cottage is your home away from home, protect it with a roof from Havelock Metal.

For the only roof you will ever need visit
HavelockMetal.com

856 Belmont 11th Line, Havelock, ON / 1-888-556-7623 / Financing Available OAC

**HAVELOCK
METAL CO.**

VALLEY HOME IMPROVEMENTS

Residential Construction • Project Management
Kitchen & Bathrooms • Additions & Garages
Siding, Soffit & Fascia • Renovations & More

*All the expertise
you need,
under one roof.*

Valley Home Improvements offers reliable, quality workmanship for any budget. After years of experience, from building decks to building homes, we've acquired the knowledge and skills to tackle *any* home renovation. Big or small.

Planning to renovate? Feeling overwhelmed?
Give us a call.
We'll be happy to sit down with you and discuss your options.

519.924.0025
valleyhomeimprovements.ca

Has your concrete, flooring, pool, or deck become *unsightly, old and damaged*?
Extreme Linings and Coatings can provide

the perfect solution

We specialize in concrete floor coatings, decorative concrete resurfacing, custom concrete diamond polishing and more. Whether it be your garage or shop floor, large agricultural or industrial equipment, we professionally apply the products to protect them all!

EXTREME linings and coatings

Coatings • Linings • Resurfacing • Garage Flooring
Protective Polyurethane Coatings • Home or Office Flooring
Concrete Overlays • Agricultural Equipment Coatings
Decorative Concrete Resurfacing • Industrial Coating

519-375-6586 extremelac.com

THE GOAL

Jen indicated that the most challenging role as contractors comes at the beginning of every project: “Our job is to take all of the inspiration and hone-in on the real focus, pull the vision together and then manoeuver clients through the process – all while focusing on our end goal, which is to create a space that people love coming home to.” **OH**



The spacious mudroom/laundry combination offers simple beauty and high functionality.

LOCAL TRADES

- Artemesia Daylilies • Artery Plumbing
- Ashpark Electric • Centre Grey Building Supplies • Chantico Fireplace Gallery • Extreme Linings and Coatings
- GBL Construction Inc. • Georgian Design Centre • Grey Northern Powerline Inc. • Havelock Metal Co.
- Hide and Chic • Kristine Pratt • Valley Home Improvements • Van Allen Design Centre • Van Dolder's Custom Exteriors • Vision Homes Inc.



The owners head from the house down the tree-lined drive with the family dogs.



Revolutionary Heating.

Today's heat sources are varied and exciting! The options can be overwhelming, but we can help! Gas, propane, wood, pellet, electric; you choose. Beautiful, efficient, and economical, you no longer have to choose practicality over aesthetics. You can heat your home the way you want.

Let us help.



Heritage Fire Co.

3006 Bruce Road 15, Tiverton ON
519-368-5274 | 1-800-822-6487

heritagefirecompany.com

Affordable luxury meets wellness.

Come in to view our Red Cedar Outdoor Saunas. So many health benefits! Available in a variety of sizes, options and shapes.



453897 Grey Rd.2, R.R.#1 Maxwell, ON | 519.922.1479 | 844.564.0224

Visit our online store for more details and pricing. www.maxwellgardencenter.com

Delivered & assembled on site.

For the Birds – Suet



TIP: To avoid attracting unwanted rodents, only put out enough suet for birds to consume in one day. This will also help the suet stay fresh.



Suet can be moulded into all sorts of shapes, allowing for personal creativity.



Whether your feathered friends are fall migrants or year-round residents, augmenting their diets with high-quality calories found in suet will help them survive and thrive.

SIMPLE SUET RECIPE

1 cup rendered suet (tallow)
1 cup chunky organic nut or seed butter of choice
1/2 cup wheat or quinoa flour

Making homemade suet is about as easy as making hummingbird nectar. It's also more rewarding, affordable and often healthier than purchasing commercially made cakes, bells or blocks. Plus, making suet at home allows you to customize the ingredients to appeal to the specific birds in your yard as well as those you wish to attract.

When it comes to making suet, the more natural, organic and local the food ingredients are, the healthier the results are for the birds. A homemade suet blend is also free from nasty preservatives and fillers.

Start by purchasing rendered plain suet cakes or chunks from a wild bird supply store, garden centre, butcher shop or pet store. These cakes can be used as-is or can be melted down and used in more specialized suet recipes. You can also save



beef fat left over from cooking to make homemade tallow (rendered suet). Once you have saved enough to make the batch size of your choice, just add a bit of water and let it simmer on the stove for a few hours until it turns a golden brown. Then strain the liquid fat with cheesecloth to remove any contaminants and the resulting liquid will be beef tallow. Use it right away or store in the fridge or freezer.

Suet recipes need not be complicated in order to attract a range of hungry fowl.

- 1 Melt the suet and nut butter together until they are smooth and liquid.
- 2 Add the flour, mixing well. Allow the mixture to cool slightly to thicken, then pour it into moulds, containers, muffin liners, plastic wrap or foil as needed for desired shape.
- 3 Refrigerate or freeze suet until it is firm and ready to use. Extra suet may be kept frozen until needed.

Make It More Tempting

While a simple bird suet recipe is a great starting point, adding other ingredients to the mixture before it cools will make it more tempting to birds. Through experimentation you'll discover what your local birds find the most appetizing. These customizable ingredients include:

- Organic and unsalted/unseasoned/raw chopped nuts of choice
- Sunflower seed chips or other shelled seeds (many birds cannot extract the seeds encased with shells once fat is introduced).
- Organic dried fruit and berries
- Mealworms or crickets (my home bird populace goes crazy for these!)

Suet can be moulded into all sorts of interesting shapes leaving lots of room for personal creativity in your own bird buffet offerings. Given my personal affinity toward natural Christmas décor, my favourite way to display suet is by using a large pine cone that I run a stick through the middle of and attach with twine (the stick acts as a perch). I then smush the suet mixture on and into the pine cone and freeze it to set. I add a pretty double twine and ribbon combo to the top of the pine cone for hanging and voila, it's a gorgeous, natural and edible outdoor Christmas ornament. Bring on the birds! **OH**

Westside
Nurseries & Greenhouses Ltd.

GARDEN CENTRE
The area's largest garden centre!

Best selection of covered and dry Kris Kringle
Christmas Trees
varying in sizes and varieties.

Large selection of fresh roping, greenery, and wreaths.

Largest selection of poinsettias



Owen Sound | 519.376.6521
www.westsidenurseries.ca

keep the home fires BURNING



STORY **TAMARISK MCNALTY STEPHENS** | PHOTOGRAPHY **SARAH TACOMA**

THE PLACE: Celebrating 45 years in business, the family-owned and operated **Fyre Place and Patio Shop** continues to deliver excellent customer care in the sales, installation and servicing of their gas and wood burning fireplaces and woodstoves.

THE APPROACH: They service what they sell. An in-house installation crew with many years' experience allows The Fyre Place and Patio Shop to back up their sales with quality installation and servicing throughout Grey and Bruce Counties. Natural gas and propane technicians are certified by TSSA (Technical Standards and Safety Authority) and are trained by manufacturer representatives on the product knowledge required for competent installation and servicing. In addition, all installers of wood burning and pellet burning units are WETT (Wood Energy Technology Transfer) certified to ensure compliance with up-to-date practices, codes and standards when installing fireplaces, woodstoves and chimneys in your home. Knowledgeable sales staff in the showroom can help guide you in the selection of a fireplace or woodstove – and they also offer a free in-home consultation for heating options so you can get the best solution for the needs of your particular project.



Paul Wilson



WHAT'S NEW: Customers are seeking fireplaces (either wood or gas) that have large viewing areas. New models of linear gas fireplaces by Napoleon Home Comfort and Regency are on display in the recently renovated showroom – one model features a seamless and clear 72-inch view of the fire with the ability to customize finishes to integrate into any décor style. Blaze King's new Boxer 24 is a freestanding catalytic wood stove that offers clean and efficient burning with long, even heat output. It's capable of low burn times of up to 24 hours. The modern design has a large glass viewing area and provides easily accessible wood storage beneath the firebox.




TRENDS: The trend towards prioritizing functional and comfortable outdoor living continues with customers looking for deep seated comfort for total relaxation and a separate area for dining. Most of the high quality casual patio furniture they carry is made in North America.

GET THERE: 717861 Highway 6, Owen Sound
519.371.2963 | thefyreplace.com **OH**





Closets, Garages
Epoxy & Rubaroc
Flooring
Seasonal Spaces
Railings, Awnings
Blinds & Shades
& More!



your
HOME EXTRAS
S P E C I A L I S T S

Contact us for a free estimate.
We'll create a 3D model to help visualize the end result.



WILSON
SOLUTIONS

www.wilsonsolutions.ca

P 519.369.8225 | info@wilsonsolutions.ca

Contact us for a free estimate.

focus



This sink won't scratch or stain.



3. **BLANCO:** Ikon 30 Apron Front Silgranit Kitchen Sink in Anthracite 4. **BLANCO:** Artona Kitchen Faucet in Stainless Finish/Anthracite



5. **RIOBEL:** Toscani Kitchen Faucet with Spray in Stainless Steel 6. **KRAUS:** 33-Inch Topmount 60/40 Double Bowl 18 Gauge Stainless Steel Kitchen Sink with Noisedefend Soundproofing



A low barrier divides the two compartments.

1. **KOHLER:** Purist Deck Mount Faucet in Vibrant Stainless 2. **KOHLER:** Whitehaven Hayridge Apron-Front Double Bowl Kitchen Sink

in SINK!

Planning a kitchen renovation? Getting new counters? Kitchen sinks and faucets have come a long way and should be a focal point in the hardest working room in your home. We've gathered some inspiration for every home chef.




7. **KRAUS:** Geo Axis Single Handle Pull-Out Kitchen Faucet in Stainless and Spotless Black Onyx Finish 8. **KRAUS:** Standart Pro 30-Inch 16 Gauge Undermount Single Bowl Stainless Steel Kitchen Sink



9. **NATIVE TRAILS:** Cocina 33-Inch Hand Hammered Copper Undermount Kitchen Sink in Antique Copper 10. **GROHE:** Bridgeford Kitchen Faucet with Side Spray in Oil Rubbed Bronze



quality workmanship & customer satisfaction



THE OLD BARN

POLISHED STONE CREATIONS

Your local source for Granite, Marble & Quartz Countertops



14 years Celebrating of business excellence!

173480 Mulock Road (between Durham & Hanover)

519.369.1710

theoldbarngranite.ca

double take

BEDROOM bliss

Recreate this look
in your own home.

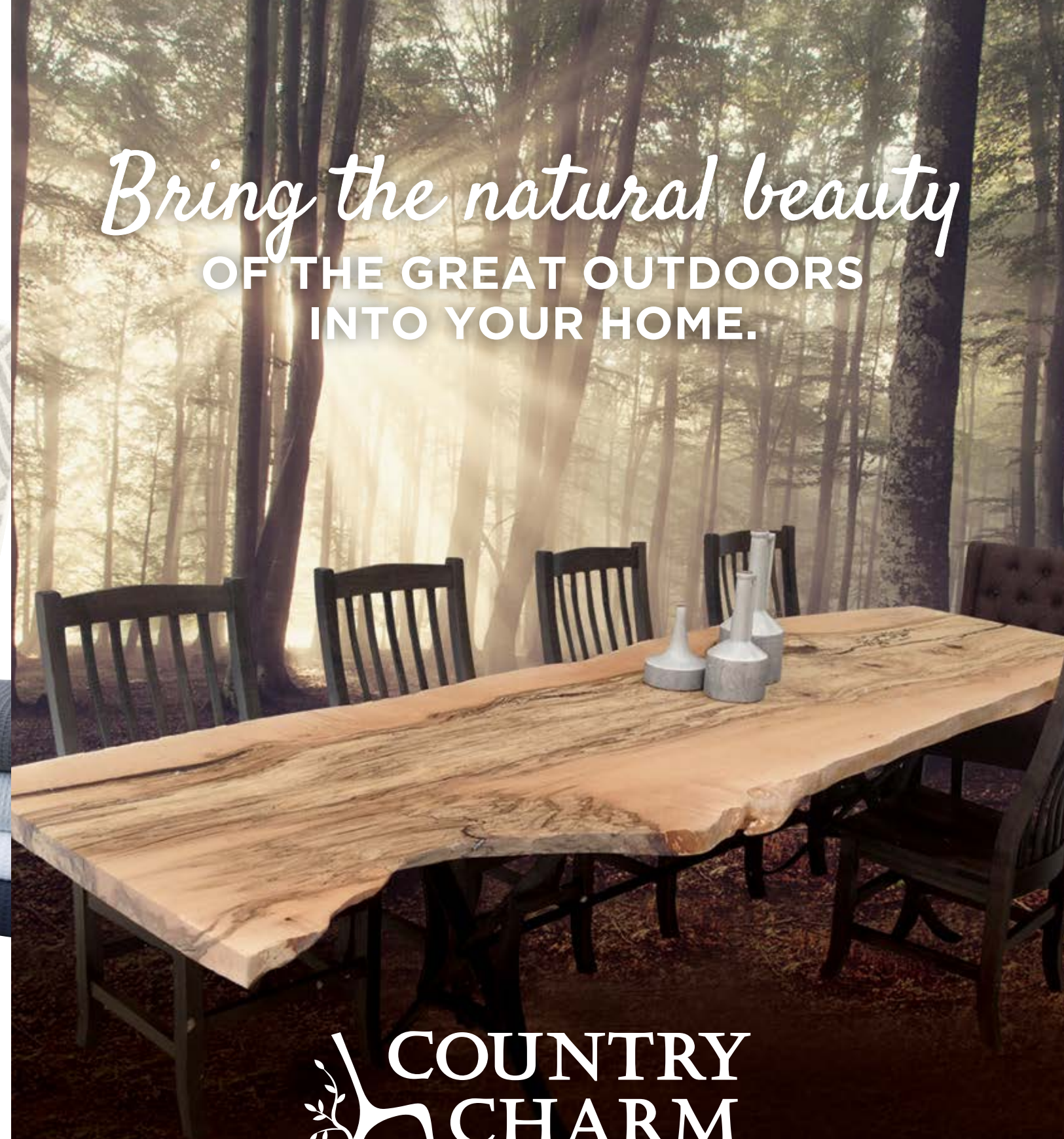


PHOTO: JASON HARTOG



1. HUDSON VALLEY: Aberdeen
6-Light Chandelier in Old
Bronze 2. DASH & ALBERT:
Fretwork Grey Tufted/Carved
Wool Rug 3. WEST ELM:
Rejuvenation Cylinder Sconce
4. WEST BROS FURNITURE:
Hayden Night Table 5. AU
LIT FINE LINENS: Loft 2-Line
Bedding & Large Waffle Blanket
6. WEST BROS FURNITURE:
Serra Wood Panel Bed 7. TONIC
LIVING: Posh Velvet Pillow in
Chrome 8. CB2: Potted Faux
Succulent White Pot OH

Bring the natural beauty
OF THE GREAT OUTDOORS
INTO YOUR HOME.



COUNTRY
CHARM
mennonite furniture

VISIT OUR SHOWROOM IN OWEN SOUND AND NOW IN MISSISSAUGA

WWW.CCHARM.COM 1-877-570-0933



Festive décor framed the entrance of the 'big, blue house' that welcomed guests on the 2017 Owen Sound Holiday Tour of Homes. **OPPOSITE, TOP LEFT:** A fully decorated freshly cut tree on the front veranda offered the scent of the season. **RIGHT:** Dried hydrangeas with cedar boughs wrapped in burlap ribbon are a great way to add holiday flair using natural elements.

Season's Greetings ALONG THE SYDENHAM

STORY **TAMARISK MCNALTY STEPHENS** | PHOTOGRAPHY **SANDY MACKAY**

The magic of the season flourishes in a charming two-storey home situated on a double-wide lot that backs onto the Sydenham River in Owen Sound. With holiday decorating by **Jacqueline Furtner** of **barebirch**, Ingrid Young and Dr. G. Bryan Young gladly opened their doors to the **Owen Sound Holiday Tour of Homes** in support of raising funds for the Chapman House Residential Hospice Grey Bruce.



Ingrid Young (seated) and Jacqueline Furtner of barebirch.

OUR HOMES: *You have such a lovely home. Thank you for opening your doors to the Owen Sound Holiday Tour of Homes and to OUR HOMES Grey & Bruce Counties. How did you decide to be involved in the tour?*

INGRID YOUNG: There are a few reasons apart from loving our home: mainly, the charity that was being supported by the ticket sales is one that speaks to our hearts. Also, in the short time we have lived here, we have made many new friends and felt deeply welcomed. Much of the work done on our property was completed by local craftsmen and businesses. As well, we wanted to showcase the work we've completed so far because the house is well known in the community. Prior to our move from London, Ontario, the home belonged to Sharon Coburn, who was loved and admired by those who knew her. She was an advocate for the "Look Good, Feel Better" program devoted to helping women regain their sense of self after cancer diagnosis and treatment. It is still often referred to as Sharon's House.



OH: *What holiday traditions are you most looking forward to this year?*

IY: Decorating of course! It has become a tradition for us to place a live Christmas tree on our front porch so that the aroma of fresh needles greets those who enter the house. My favourite tradition, however, is being home for the holidays surrounded by closest family, especially my Mom, who is approaching her 94th birthday in January! *Continued on page 58*



LEFT: A swag of pine boughs, magnolia leaves, silver spruce and a statement burlap bow adorned the banisters throughout. **ABOVE:** Holiday spirits are at the ready for a season of entertaining. **RIGHT:** A beautiful classic vignette in the formal sitting room. **BELOW:** Warm gold accents and a fuzzy throw create an elegant, cosy atmosphere even the family cat enjoyed.



LEFT: Red, green, white and gold is a classic holiday decorating scheme. **ABOVE:** Décor outfitted with battery operated LED twinkle lights eliminate the need for cords. **BELOW:** When paired with natural greenery, the uniquely shaped wooden mirrored console table, gold patterned wall covering and the rich red hue in the carpet add holiday sophistication. **BOTTOM LEFT:** The classic candy cane is a customary holiday treat.

OH: What is it like having a professional decorate your home for the holiday season?

IY: An amazing experience! Jacquie Furtner from barebitch is a tireless and wonderfully creative person. She brought in truckloads of holiday items from her store, most of which we purchased because it all looked so enchanting. Jacquie knows how to create an atmosphere in the most coordinated and rustic-chic way with a woodsy-romantic flair. While browsing in her shop one day, I mentioned the Holiday Tour of Homes to her and was disappointed to find out the tour was full. However, Jacquie later called to say that one homeowner was unable to host and that Jacquie herself would be my decorator – so how could I say no! Additionally, our landscaper and outdoor designer **Steven Perry** of **Season by Season** cut the hydrangeas from the garden and bound their dried bouquets with twine, while also weaving garlands along the porch to highlight the replicated Victorian details of our home.

OH: How did you find the overall experience of being a homeowner on the tour?

IY: Outstanding! The behind-the-scenes activities were very well managed. There were excellent volunteers stationed on every floor as well as at the front and back doors. While on the tour myself, I would innocently ask participants at other properties if they had a favourite – although all the homes were beautiful, many folks said “the big blue house” or “Sharon’s House.” You can imagine how delighted I was with that response.

Continued on page 60



OH: Tell us more about the history of your home.

IY: Four years ago, while visiting Owen Sound looking at possible places to settle, I noted a *for sale* sign on the front lawn with an open house that same weekend. Bryan was enamoured with the idea of living on the river, so we took a peek. Sadly, after Sharon passed away, the house was empty for more than a year. Although the oak floors on the main level were in great shape, there were many little things that needed work, including the gardens. The house had been conceived in the 1980s and finished in 1990, with the sunroom added later. We have made many improvements, including new front and garage doors, a new cooling system and water heater (**Cook's Plumbing Heating Air Conditioning**), new dishwasher (**MacDonald's Furniture and Appliances**), a complete basement renovation, some new windows and an upper deck (**Van Dolder's Custom Exteriors**). We have also renovated three out of the four bathrooms, updated two of the three bedrooms, painted and wallpapered throughout, along with adding some decorative touches. Recently our contractor, **Bill Davenport**, bricked the living room fireplace. The property is an ongoing project, and someday soon we hope to tackle the kitchen. I'd also love to build a small writing cabin as an all-season retreat within the serene surroundings of the riverside.



ABOVE: A strip of red LED lights accent the custom bar that was part of the basement renovation. **RIGHT:** Refined rustic elegance describes the tree that was found in the lower level of the home. **BELOW:** Signature barebirch holiday décor: natural greens, grapevine, a hint of gold and a natural reindeer fur. **OPPOSITE, TOP:** A stunning formal Christmas tree trimmed in red poinsettias and cascading ribbons. **BOTTOM:** In lieu of garland on the railings, Jacquie opted for large swags on each of the banisters. **LEFT:** The sunroom at the back of the home overlooks the Sydenham River.



OH: You and Bryan have recently completed an overhaul on the lower level to make it an inviting and functional space. What elements did you need to include to suit your lifestyle?

IY: Unfortunately, there was a persistent leak in the basement bathroom that resulted in mould. These issues were quickly remedied and the new bathroom was reconfigured to better serve the space by moving the door (now with an attached sliding barn door), altering the placement of the sink and removing an acrylic corner shower. We opted for a fully tiled shower, added a heated floor and heated Italian towel rack as well as a black glass sink and wooden cabinet, all from Fulfords. For the main area, we wanted to have an entertainment room with a large-screen TV, a library and also a bar stained in red oak with glass shelving and an amber mirror from **Owen Sound Glass Service**. To lighten the space, we enlarged the only window in the basement, added an electric fireplace, drywalled and painted the walls and ceiling in light colours.

Continued on page 62





OH: *The principal suite competes with the best hotels out there! Is this your retreat from the hustle and bustle of everyday life?*

LY: The master is one of my favourite rooms in the house, especially because of the access to the large “floating” deck (not a single nail penetrates the membrane of the sunroom beneath), which is framed by beautiful tinted glass to minimize harm to birds. Creating this deck was part of the vision we had when we first saw the property’s potential because of the view. We love to entertain, and it has been a special place for guests, but also a quiet retreat for Bryan to read and relax after a hectic day. We are so grateful to live in such a gorgeous setting.

Jenn Fulford at Fulfords helped me to create a spa-like en suite as my special retreat that includes a motion-sensitive heated toilet seat, a sleek jetted tub and chroma therapy rain-head in the shower. The custom vanity with its quartz countertop and multiple cabinets were created by **Exquisite Wood Designs Inc.** Again, we have Bill Davenport to thank for his masterful work on the deck, the en suite and the new oak flooring (Greyfair) in the bedroom. The custom drapery across the large patio door is from **Décor Design**. *Continued on page 64*



LEFT: The custom shower in the principal en suite complete with flush mount rain shower and floating bench. **ABOVE:** The vanity in the en suite maximizes storage and offers custom details, such as floating glass shelves and integrated LED lighting. **RIGHT:** A freestanding soaker tub, heated towel rack and electric fireplace create a spa-like atmosphere. **TOP LEFT:** Custom drapery, layered lighting, chic bedding and area rugs create a luxurious sleeping environment. **TOP RIGHT:** The roof-top entertaining patio with comfortable lounge seating and outdoor fireplace is punctuated with red accents for the holidays.



Living LIGHTING


LLgreybruce.ca

Sales & Service
Design Solutions
Delivery & Installations

16th St E, Owen Sound • 519.371.5645



ECRA/ESA #7011621



DESIGN
ELECTRICAL.CA

Thank You

for your continued business and support! We look forward to seeing you in the new year!

- The Design Electrical Team

226.923.2388

Brand
realty.group
brokerage

Brandon
Vanderschot
Broker/Owner

226.923.0482

www.brandrealty.group



feature




BAREBIRCH DESIGNER
JACQUELINE FURTNER'S
TAKE ON THE OWEN
SOUND HOLIDAY TOUR
OF HOMES:

It is something I always love participating in. Not only is it a great cause, but with all of the time it takes to decorate the homes I really get a chance to get to know the people who have volunteered their time and opened their homes.

Ingrid and Bryan Young's home was great to work with as it has so much charm and warmth. I find that it's nice to bring some of the outside in during the winter, so I used large swags of greenery on the banisters, complete with artificial pine, magnolia leaves, pine cones and champagne-glittered spruce. When we were finished you could find greenery in every room, whether draped on a bed or arranged on a coffee table with other accents. Sometimes the perfect touch can be as simple as a cosy throw or reindeer cushion. It's all about finding the balance between the natural elements and the sparkle that comes with Christmas. We used many different antiqued gold accents throughout the house, and topped it all off with large burlap coloured bows to tie in to the natural elements. Last but not least, as we do at barebirch, we added little warm white lights to heighten the magic. **OH**

LEFT: A guest room on the second storey is dressed in bluey-green accents. **ABOVE:** A blush coloured bedroom with damask patterned wall covering is outfitted for holiday guests. **TOP, RIGHT:** Simple ornaments adorn the chandelier that illuminates the stairwell. **BELOW:** Take a trek through the woods to gather pine cones – it's a simple way to decorate for the season.



Renovations from the roof down.

Northern Points Roofing Renovations is an experienced roofing company offering all types of roofing services.

Asphalt | Steel | Flat | Cedar Alternatives
We also offer solid surface decking and railing by 'Dec'k'ing'

519.507.4464 | 855.507.4464
info@nprexteriors.ca

NPrexteriors.com



Rebates starting at
\$250

when you purchase select window shades with PowerView® Motorization and a PowerView® Hub

HunterDouglas

Décor Design

519-370-0770
decordesign.ca

299 8th Street East
Owen Sound
519-370-0770
www.decordesign.ca
E-mail: info@decordesign.ca

Offer valid September 1 – December 31, 2016. *Mail-in rebate offer. Purchase a minimum of 3 Silhouette® Pirouette®, Duette® or Sonnet® with PowerView® Motorization and a PowerView® Hub and receive a \$250 rebate. Valid at participating retailers only. For full details, visit hunterdouglas.ca



Maid in THE VALLEY

Providing dependable, consistent home cleaning services since 1993.

Heather Gosling - Manager
heather@maidinthevalley.com

Book today!
705-444-6243

www.maidincollingwood.com

specialists in CUSTOM SOLUTIONS

PHOTOGRAPHY
SARAH TACOMA

Indoors and out, these local professionals can help find a solution for your specific issue, unique project or situation.

STEVE DENNISON

Dennison Homes / Bruce County Custom Cabinets

Tell us about your approach to building science: We have always said the most environmentally-friendly house is the one that will last the longest so we try to pick quality materials, provide multiple layers of protection, spend money in the most cost effective areas and create interior and exterior designs that stand the test of time.

What types of projects are you currently working on? Right now we are doing some custom closets, multiple kitchen remodels, a full-house renovation, a few custom homes and a three-plex townhouse project. It has never been busier but we have a great team of carpenters, designers and project managers working on them all.

What holiday tradition are you looking forward to the most? As a small business owner with a young family it can be difficult to get away from work, so we always shut down between Christmas and the New Year to recharge and relax (as much as we can with four young kids!) and get some quality family time.



MONIQUE & MICHAEL PYFFEROEN

MSD Inc.

Tell us about your company: After 27 years manufacturing in Belgium, we started our company in Williamsford in 2002. Our main product is stabling for dairy and beef animals but we also manufacture picnic table frames and park benches, bike racks, trail and road gates as well as custom railings and fencing.



What types of projects are you working on? We are always open to new projects our customers bring to us. We are currently very busy with stabling because farmers want to have their new facilities up to date for winter. We are always developing product designs such as picnic tables completely fabricated out of aluminum as well as tables that allow wheelchair accessibility for campgrounds and public places.

What holiday tradition are you looking forward to the most? We look forward to Easter the most because it means that winter is almost gone and spring is in sight. Hunting for Easter eggs in the garden with our grandchild makes us so happy; it's definitely the most exciting holiday for our family.

Continued on page 68



KELLY MUNSIE & IRENE DRIEDGER
The Paint & Woodcare Co.

Tell us about your process and how you give new life to wood: We love restoring wood homes and cottages. Wood continuously expands and contracts during the changing seasons, and it is important to choose the right products for the job. We prepare the wood by blasting as it allows the stain to properly penetrate the wood, which makes the stain durable and long lasting.

What other services/products do you offer? We offer exterior and interior blasting services, using media such as dry ice, baking soda, crushed glass and crushed garnet, as well as power washing services. We also offer chinking, caulking and rot repair as required. In-store colour matching and brush-outs allow you to see exactly what your stain will look like.

What holiday tradition are you most looking forward to this year? Our favourite part of the holiday season is spending time with family. The aroma of fresh holiday baking and the excitement on the faces of our grandchildren is something we deeply cherish.

Continued on page 70



Aging In Place

Aging In Place is the ability to remain in your home comfortably, safely and independently regardless of age or ability level.

There are people of all ages requiring changes to their space to ensure they can continue to age in place. We can help you ensure the right changes are made, at the right time. Our goal is to support you in navigating this change in comfort.

With over two decades of experience in the construction industry, we offer our clients two areas of expertise: comprehensive assessment and project management. During your assessment, all areas of your home will be carefully reviewed to identify any concerns. Our project management team will provide design solutions and manage your home's modifications, keeping you updated throughout the process.

We would be happy to help you continue to age in place.
Call our team today.

Jennifer Johnson
Certified Aging In Place Specialist
519-924-3982



aginginplaceontario.ca



A L A I R
HOMES

LIVING BETTER STARTS HERE

ben.freeburn@alairhomes.com | (519) 385-0845 | www.alairhomes.com

TARA & NATHAN BYLE
Heritage Fire Company

Tell us about your company: Nathan's dad Marshall started this business by sweeping his neighbours' chimneys back in the 1970s. In September 2013, we took the baton, and have been slowly renovating and adding new ideas to make it our own. In August 2018, we officially changed our name to Heritage Fire Company (from Stove Parlour). We are embracing our family heritage and the business values Marshall established, but also moving forward to embrace the future.

Any new products you are excited about? We are most excited about the new vision of our brands. Our products are clean and stylish, and have more choices than ever before. Check out the Renaissance Rumford and Regency City Line of fireplaces – they're gorgeous.

Is there a holiday tradition that you are most looking forward to? Our whole team loves being home with our families. We close over the Christmas break for a much-needed rest after our busiest season and we truly appreciate our customers' support in this. We think we really have something special here and we want to preserve it!

Continued on page 72



STOLTZ
SALES & SERVICE
Listowel • Elmira • Mildmay
Listowel - 1-800-665-2151
Elmira - 1-800-665-1561
Mildmay - 1-800-829-2672
www.stoltzsales.com



Time to Upgrade Your Snow Shovel

And see why Mahindra is the Fastest Growing Tractor and UTV Brand in North America!



Mahindra
Rise.



Built Wright
FENCING
Chesley

30 years fencing experience!

519.387.5022
builtwrightfencing.ca

Residential | Commercial | Agriculture

"Changing the look of your property."

FREE ESTIMATES & PLANNING

- Chain Link
- Wrought Iron
- Vinyl
- Wood Privacy
- Ball Diamonds
- Tennis Courts
- Swimming Pools
- Farm Fence

 Follow us on Facebook for more details.

people



SHANNON DECKERS
RE/MAX Grey Bruce Realty Inc.


Why did you decide to pursue a career in real estate? I have always had a passion for homes and a love of people. Putting the two together is an incredible process – so helping buyers and sellers to do this has been amazing.

Have you noticed any trends in the real estate market? Market trends are always changing. One of the trends that seems to be happening now is baby boomers selling in favour of the long-term rental so they can bank some extra money and have less yard work and home maintenance to deal with. The other trend would be the influx of out-of-town buyers looking towards retirement. The ability for people to work from home has also benefitted our area.

What holiday tradition are you looking forward to the most? I love any holiday where I can be together with my family and friends. I think Thanksgiving and Christmas are probably the biggest. I always look forward to my girls coming home and having friends and family for dinner. The laughter, the noise – something magical happens. I absolutely love it.

Continued on page 74

Premier Industrial Painting



Media Blasting | Staining | Chinking | Sealing
Painting | Insect Control

Call us today for a free estimate!
Office: 519.506.3735 | Cell: 226.668.5918
premier@wightman.ca
premierindustrialpainting.ca



Stone & Brick for New Homes & Renovations
Thin Stone Veneers • Mulch (bulk & bagged)
Topsoil/Aggregates • Steps/Flagstone/Rockery
Fire Pit Kits • Paving & Patio Stones
Landscape & Masonry Products

Showroom/Yard is South of Kincardine
1.5km East of Hwy 21 on Conc. 12
519.395.2747 • www.WestShoreStoneandBrick.com

DESIGN | BUILD


neerhoflandscapes.com

people



**LIVINGSTON
JOHNSTON**
Paisley Architectural Millwork Ltd.

Tell us about the history of your company: Paisley Architectural Millwork Ltd. was started by my father Robert Johnston in 1978. He taught himself how to build wood windows, doors and trim using traditional joinery methods. Since then, the business has taken on many heritage projects including the Roundhouse and Humber College in Toronto.

What types of projects are you working on? We are currently working on a few different jobs. We are producing windows for a heritage home in Cambridge, an entrance set (front door) for a heritage home outside of Paisley, and we are about to start making window sash for Steam Whistle Brewery in Toronto.

What holiday tradition are you looking forward to the most? I look forward to spending some time relaxing with family. Each year, my boys and I select and cut an 18-foot Christmas tree from our property. We also enjoy watching holiday movies together, our favorites being *Christmas Vacation* and *Elf*.

Continued on page 76

Great Lakes Custom Homes & Renovations



We build excitement!
Your Premier Custom Home Builder in Grey Bruce
Robert Abbott, Owner
5 Wellington St. East, Creemore, ON | 705.446.4831 | greatlakescustomhomes.ca



DREAM.
NOW CREATE.

LIVE.

Experience life on your own terms.
Live the way you feel it.

Modern sensibility opts for clean, linear profiles. Classic design exudes timeless appeal. Set the Trend with black and white stone in harmony with wood or glass. Get Creative - mix traditional with residential stone for endless possibilities.

Whatever your lifestyle, we have the products, profiles, sizes and colours to express it.

Live with Shouldice Designer Stone.



The natural choice in stone 800.265.3174 | www.shouldice.ca



DAVE BOSKO
The Water Store

Tell us about your company: The Water Store has been correcting problem water for the last 16 years. On the premises, we have eight easy-to-use u-fill taps that offer reverse osmosis water as well as alkaline water. Over the years, we have expanded from selling water and water treatment to hot tubs, Traeger wood pellet grills and the latest addition is a large selection of K-cups.

What is the most common water problem you see in Grey & Bruce? We have dealt with a large array of problem water throughout Grey and Bruce, which include hardness, iron, sulfur, tannins, bacteria, chlorine and even salt. We go to people's homes to test water or customers bring us a sample and we can test it in store. Then we work to find a suitable solution.

What holiday tradition are you most looking forward to this year? We have a few holiday traditions with our four children that we enjoy but the most important to us is our time together Christmas morning. We have a great time opening gifts (their mom still spoils them), then we have eggs Benedict for brunch, go for a walk and simply enjoy spending the day together. **OH**

SEE OUR DIRECTORY FOR ALL CONTACT INFORMATION.

online EVERY DAY ON ourhomes.ca



OUR inspiration becomes YOUR reality.
Home Tours, Style Ideas, Recipes & DIYs

OUR HOMES helps you find the right company in **your area** for all your homes-related needs.

celebrating life at home
ourhomes.ca

Unwrap the Magic

STORY **SARAH SLOAN**
PHOTOGRAPHY **SANDY MACKAY**



Like a scene from a holiday movie, the tree stands at the bottom of the staircase for little ones to find all that awaits on Christmas morning.



The tree is trimmed in classic red, silver and white. **RIGHT:** Natural pine and cedar boughs with LED white Christmas ornaments make a simple centerpiece out of a vintage tool box.

When Steve and Kristen Biederman started their family, they knew it was time to move from city living to a quieter setting. With Steve having grown up in Port Elgin, they decided it was the right place to raise their two boys, Andy and Alex, in a beautiful home. *Continued on page 81*



A family of felt reindeer dressed for the winter weather.





Battery operated lanterns are a safe way to add ambience.



Homeowners Steve and Kristen Biederman along with decorator Kerri Hardman-McLean of Interior Motives and Co. at the base of the garland wrapped staircase that greeted guests on the tour. **TOP LEFT:** A vintage child's sleigh awaits the snow. **MIDDLE LEFT:** Welcoming lanterns, natural greens and red accents set the tone of the Christmas feeling on the inside of the home.



Casual holiday décor in the traditional red and green of the season transformed the sitting room for the Cham-bette's Christmas Tour of Homes.

The new-to-them home was larger than their previous home in St. Catharines and while they brought much of their belongings with them, the larger house provided ample space to redecorate.

"It was a beautifully maintained home,"

Kristen says of the 1990s build. "It has a great flow and a perfect family layout." Plenty of natural light cascades from large North Star windows from Window and Door Centre installed throughout the unique figure-eight shape of the main floor.

"As soon as we walked in we thought 'wow!'" remembers Kristen. Cathedral ceilings, a large oak staircase and newly installed hardwood flooring from **South Bruce Flooring** all create a grand entrance. *Continued on page 82*



The cosy sectional in the family room is a great spot to watch holiday movies. **RIGHT, TOP:** Grapevine wreaths, accents of red and natural pine boughs are an easy way to add festive flair. **MIDDLE:** Festive gingerbread and sugar cookies are cohesive with the overall red and green colour scheme. **BOTTOM:** Snowmen add an element of childhood fun to the holiday décor.



The advent tree is a fun way for kids to count down the days until Santa's arrival.



RIGHT: The décor in the family room is inspired by the holiday magic that kids bring to the holidays. **BELOW:** Decorated miniature Christmas trees are on display in the bay window, which overlooks the backyard.



Kerri worked with the home's farmhouse feel to decorate for the holidays. "The theme was warm, rustic and casual," Kerri explains. They created a more formal feel in the living/dining room area for Christmas entertaining. The foyer chandelier and sconces light the way (House Rules Design Shop). This is where the Christmas tree lives, enhanced with live greenery on the reclaimed-shelving and chalk painted tables (**The Timeless Materials Co., Southampton Market, Habitat for Humanity Port Elgin Restore**). Red and white pillows and throws add comfort to the space. The elegant table is set for company coming. "I personally love using old vintage/antique pieces and mixing with new items," Kerri explains. "One of my favourites is the dining table centerpiece. It was an old antique toolbox that we put some pine and cedar boughs in and mixed in some beautiful large LED glass balls." The colour theme continues throughout the rest of the home.

Continued on page 84

Red knit pillows and a red and green family quilt add a dash of the season to Steve and Kristen's bedroom. **RIGHT:** A comfy reading nook in the principal bedroom. **BOTTOM:** Kristen updated the kids' bathroom with some paint, mirrors and lighting – and a whole lot of DIY!



Re-imagining an old pallet into custom holiday wall art.



On the opposite side of the foyer, the sunken family room is geared towards the children. The room is a cosy retreat with a fireplace donned in jute stockings and signs for the North Pole, the perfect setting for children to play with new toys on Christmas morning. Additional vintage signage and a wooden rocking horse enhance the space while advent calendars and burlap wreaths add to the rustic theme.

More family fun awaits in the kitchen where a hot chocolate station and fun Christmas decorations keep the magic of Christmas alive and well in the Biederman home.

Santas of all shapes and sizes, along with reindeer in the large bay windows of the eat-in kitchen overlook the ravine of the Rail Trail near Mill Creek – a beautifully treed, natural setting in Port Elgin.

No detail is left undone, as more rustic décor lines the walls and shelves as well as the counters in the home's bathrooms.

Sweeping along the rails of the newly painted oak staircase (**Warren Dunlop of Saugeen Painters**) is garland laced with small wooden presents as well as a large piece of art created from an old pallet.

Continued on page 86

DESIGN BUILD LOVE



519.483.1188
brucecountycustomcabinets.ca



519.832.7040
kaitlynshular.com



519.483.1199
dennisonhomes.ca

Visit us at our showroom! | 1211 MacKenzie Rd. in Port Elgin | Open Mon. – Fri., 9am – 5pm



feature

On the second floor, the magic continues in the boys' rooms. In the nursery, an Elf-on-the-Shelf watches over then one-year-old Alex while a Christmas-themed lava lamp illuminates the room. Christmas books line his dresser.

In Andy's room, painted Stratosphere by Beautitone from **Port Elgin Home Hardware Building Centre**, a bench made from his great-grandparents' bed is adorned with more festive pillows, a tin and buffalo check sign. A red rocking chair sits next to his bed with a reindeer toy Kerri bought for the youngster.

"He could barely keep his hands off the vintage toy truck," says Kristen. "The boys had quite a few sleepovers at Grandma and Grandpa's while the house was staged for the tour."

The most memorable room on the tour however was Kristen and Steve's principal bedroom and en suite. Complete with chalk painted pieces of furniture, including the king-size headboard (**Meaford Factory Outlet**) and Kristen's grandmother's nightstand, it stood out from the rest. A beautiful quilt, handmade by her mother in reds and greens, swept across a chest at the base of the bed,

while more live greenery and holiday-themed figurines on the vanity finished off the space.

As for the process, Kristen enjoyed opening her doors up to the public.

"Christmas is a big deal," she says. "It's a fun holiday. It was so special and cute, and we are able to relive our childhoods too."


Working with Kerri was the icing on the cake. "I loved sharing ideas and talking to Kerri about the process," she says. "And having people come through our doors is like having extended neighbours over. It's such a nice small town." **OH**






The infamous Elf-on-the-Shelf keeps an eye to report back to Santa.



The designer chose age-appropriate holiday décor for this young boy's room, including a row of white reindeer and a cosy stuffy. **LEFT:** The kid's bedrooms were decked out for the season with touches of festive colours and simple accents.



Paisley Architectural Millwork Ltd.
Custom Wood Windows and Doors
www.paisleymillwork.com (519)353-5995

The **most energy efficient** homes on the market. 



 **High-R**
Construction
Custom Home Builder
Excavating | Foundations
Septic Installations | Insulated Concrete Forms Specialist

519-377-7217 | 519-377-7331
www.HighR.ca



All good things
...lots of
good things

home decor
interior decorating
custom furniture painting
DIY workshop
Country Chic Paint retailer



Actual project

interior **MOTIVES** & CO
4946 Bruce Rd. # 3, Port Elgin, ON
519.386.8182
interiormotivesandcompany.com



HILL BUILD

The **Hill Build** team loves a challenge. We take pride in our work and offer our clients a more personal approach in the realization of their dream.

Over the years we have taken on many challenging and interesting projects, always with the goal of total client satisfaction.

Every new build, renovation or addition is a bold and exciting endeavour. Our aim is to find the 'wow' factor and seek an end result that is anything but boring.

With over 30 years of experience in design and construction we are the team that can bring your ideas to life, or maybe take your project to a place you never dreamed it could go.

New ideas, quality workmanship and an honest approach to relationship building. It's what we do best.

Call us today
519.832.3330
hillbuild.com

(Please see ad on pg 5)



FINE ART BY YÜKSELLE

"Evocative, Ambient and Atmospheric."—Impressions of recent art patrons

An Adoration for nature is expressed on these canvasses.

Conceived through a unique impulse, these recent paintings are created in the style of "Realism In Fantasy". In this series of works you can sense hints of romance through evocative compositions of nature, executed with a modernist expression and abstraction.

In **Yükselle's** famous canoe series, the man-made vessels resonate harmoniously with nature and their bold strokes are like echoes of an imagined world.

These powerful paintings will awaken and move your soul.

They are creations that are destined for individuals who appreciate the fine art of living and who want to surround themselves with Nature and all its spiritual dimensions; its colours, movements and its fantastical beauty.

I will leave you with a famous quote by Friedrich Nietzsche: *"Live Life Like A Work of ART"*

See Yükselle's work online
yukselleart.com
Studio visits by appointment and by chance.
Commissions accepted.
yukselleh@gmail.com
519.797.5124

C: 519.379.6099
123-383 McNabb St,
Southampton
(Please see ad on pg 25)



PENINSULA OUT OF DOORS

In 2018 our nursery celebrated 26 years in the garden centre industry. We offer complete landscaping services as well as being a full-service garden centre. Under 14,000 sq.ft. of greenhouses, you will find a huge selection of annuals, perennials, herbs, pond plants, and trees and shrubs just waiting for you to plant.

Landscaping services are an extensive part of **Peninsula Out of Doors**. Patios and walkways, natural stone and retaining walls are just a few creations that we specialize in. Our experienced team can design and create a complete outdoor living oasis for our customers. Entertaining in the great outdoors has increased in popularity, as people want to spend more time enjoying their home. We also carry a large selection of bulk material for the customer who wants to create their own backyard space. Pick it up or we deliver.

Need something to plant your annuals in? We carry a huge selection of pottery and containers of all shapes and sizes. Also you will find an endless selection of garden décor, giftware and accessories.

As we end our 26th season and begin to focus on 2019, our goal continues to be the same as it was in the beginning. We want to provide the area with quality products, superior customer service and competitive prices.

Take the next few months to dream and plan next year's gardening projects. See you after the spring thaw!
14 Budvet Rd, Lions Head
519.793.3979
penoutdoors.com
(Please see ad on pg 29)



COLD WEATHER POWER OUTAGE: WHAT TO DO BEFORE, DURING AND AFTER

Most cold-season power failures happen when winter storms bring freezing rain and high winds, damaging power lines and equipment. Without heat, your home can suffer from dampness, damaging walls, floors and plumbing.

PLAN AHEAD! • Put together an emergency survival kit. • Stock your pantry with non-perishable food and bottled water. • If someone relies on electric medical equipment, register with your power company and community emergency program. • Have a secondary, non-electric heater installed, like a fireplace or wood stove.

DURING A WINTER POWER OUTAGE: • **Before taking action,** make sure the outage goes beyond your home. If lines are damaged or down, stay back and call your electric company. • **Stay warm.** Dress in layers and huddle under extra blankets. Keep doors and windows closed. Use towels to block drafts around them. • **Keep food cold.** Food can stay frozen 24 to 36 hrs if the refrigerator/freezer door stays closed. • **Avoid carbon monoxide poisoning.** Have your fireplace and chimney cleaned before using. Never use gas generators, camping stoves or barbecues indoors. • **Listen for updates on the news** on a battery-powered or hand-cranked device. • **Prevent additional damage.** Unplug appliances and electronics to avoid a surge when the power comes back on.

The Cooperators/Anthony Traversa Financial Services
Markdale | 519.986.3353
Dundalk | 519.923.2313
cooperators.ca/Anthony-Traversa-Financial
(Please see ad on pg 93)



THE SCUFF-X® ADVANTAGE

- Proprietary scuff-resistant formula
- Withstands repeated washing
- No mixing, measuring, or limited pot-life
- Provides an easy application and improves touch-ups
- Low-VOC
- Qualifies for LEED® v4 credit and CHPS low emitting credit
- Available in thousands of colours
- Anti-microbial additives inhibit the growth of mould and mildew on the surface of the paint film

HOSPITALITY ESTABLISHMENTS:

In an industry defined by exceptional customer service, extended downtimes due to painting and constant touch-ups are not an option. With its quick dry time, SCUFF-X allows high-traffic areas to be painted and rapidly returned to service with minimal disruption.

HEALTHCARE FACILITIES: For environments in which patient health is of primary concern, maintaining clean, unsoiled walls is key. SCUFF-X resists scuffing and staining, and the proprietary formula contains antimicrobial additives to inhibit the growth of mould and mildew.

CORPORATE SPACES: Time is money, and repeatedly maintaining corporate conference rooms, offices, lobbies and hallways can be both costly and time-consuming. Fast-drying SCUFF-X can be applied in occupied spaces that can be quickly returned to service for minimal disruption to business.

RETAIL ENVIRONMENTS: Protect walls from unsightly scuffing caused by racks, carts and hangers with SCUFF-X, the high-performance coating that resists scuffs and stains caused by everyday people traffic.
cuneointeriors.com
800.265.1172
(Please see ads on pg 8, 13)



BRUCE COUNTY CUSTOM CABINETS, K INTERIORS AND DENNISON HOMES

Welcome to the Showroom of **Bruce County Custom Cabinets, K Interiors and Dennison Homes** located in Port Elgin. Our team of professionals/partners, including Kaitlyn Shular, Steve Dennison and Larry Lange, can help make any vision for your home a reality. Whether it's a new build or renovation with Dennison Homes, new cabinets with Bruce County Custom Cabinets or help to design your entire project with K Interiors—we are here to make it happen.

Our shop and showroom not only boasts a wide variety of home décor and finishes but it's also where we manufacture all of our cabinets and custom work for Dennison Homes.

We design and build custom cabinets for kitchens, bathrooms and anywhere else you may need them. At Bruce County Custom Cabinets, we handcraft your cabinets to fit odd spaces, irregular dimensions and any configuration and any finish.

Our professional design team and craftsmen pay meticulous attention to detail to achieve your vision. Our ability to manufacture your cabinets in house allows us total design flexibility and complete quality control from start to finish.

We are very proud of our ability to offer a one-stop shop for every aspect of your job and hope you consider our team for your next project. Visit Tanya Tsatsos, our Showroom Manager, at our beautiful showroom to get started on your dream space.
1211 Mackenzie Rd, Port Elgin
519.483.1188
(Please see ad on pg 85)



BUILT WRIGHT FENCING

Our primary focus is on what you want and envision when it comes to "changing the look of your property". Whether your project is for your residence, business or farm, our experienced staff will help you design and recommend the best solution for your fencing needs. Our expertise in chain link, wood privacy, wrought iron, vinyl and page wire allows us to build whatever you can imagine, giving you that one-of-a-kind look for your property.

Whether your fence is for curb appeal, privacy or security reasons, or just simply trying to keep something in or out, **Built Wright Fencing** is the best choice to assist you in making the most informed decision possible.

We know exactly what it takes to deliver a quality job at competitive prices with the best customer service in the business.

We are family owned and operated and stand behind our promise to you that we will deliver the products and service you want with the integrity and courtesy you expect.

Give us a call today, we are committed to making your dreams and ideas reality with free on-site consultation and quote.

Doug Wright
519.387.5022
builtwrightfencing.ca
(Please see ad on pg 71)



AGING IN PLACE

'Aging In place' is the ability to remain in your home comfortably, safely and independently regardless of age or ability level. As they age, many seniors prefer to stay in their home, by themselves or with caregiver support, rather than move into a long-term-care or assisted living facility. Doing so enables them to maintain their accustomed surroundings, support networks and consistent routines, but often requires some form of change to the home itself. Seniors can reduce the stress during this time of change with help from a Certified Aging-in-Place Specialist.

A Certified Aging-in-Place Specialist will ensure you're comfortable with your aging-in-place renovations and home modifications. Universal design features are applied so your home will be safe and welcoming for everyone. At your assessment meeting with us at **Aging In Place**, we will discuss your particular circumstances and perform a complete review of your home and how you live in it. We will separate the modifications that should be done now from those you can delay. A complete written report will be provided to help you analyze your priorities and timelines.

Please contact us for an assessment of your home today:
519.924.3982
aginginplaceontario.ca
jennifer@AgingInPlaceOntario.ca
(Please see ad on pg 69)



GROUND EFFECTS LANDSCAPES

Since 2001, Tim Kraemer (owner/founder) and his crew from **Ground Effects Landscapes** have been working hard to transform everyday outdoor living spaces into extraordinary personal retreats.

Whether it is a small front garden or a complete yard transformation you require, they can do it all. They can manage your whole project build from planting, up to interior finishing of out building construction. Ground Effects Landscapes designs and installs fibreglass pools, outdoor fireplaces, fire pits, pool sheds/cabanas, outdoor kitchens and much more. Their specialty is working with natural stone and lumber. Winner of multiple industry landscape awards from Landscapes Ontario as well as Unilock Ltd. They can turn your backyard into an oasis that will have you wanting to entertain your friends and family every day.

They are not only limited to transforming backyard spaces, they also install interlocking brick to create unique driveways and walkways. The sky is the limit, let your imagination soar and envision what your dream space would look like! Let them show you how they can design and build an unrivalled landscape for your unique property!

**341411 Concession 2 NDR,
Hanover
519.364.5151
groundeffects.ca**
(Please see ad on pg 19)



WE'RE MOVING!

At the **Paint & Woodcare Company**, our goal is to provide the best quality products and superior customer service, specializing in log home maintenance and wood preservation. We offer a wide variety of stains, paints and products for contractors and DIY-ers. Whether you're bringing an old deck back to life with a new stain or updating interior walls with a fresh coat of paint, we are your one-stop shop for interior/exterior stains and paints.

**Custom Soda Prep & Paint/
TNT Dry Ice Services** – Dry Ice blasting, Baking Soda blasting as well as graded minerals, recycled glass and walnut shells are some of the environmentally friendly blast medias that we use to remove old finishes from log homes, cedar siding and decks. We have experienced staff to prep, stain and finish your new construction projects or refinish your existing wood and painting needs.

Don't delay; call today to book a free estimate.

**New retail location!
841 10th St W,
Owen Sound
519. 372.1221
paintwoodcare.com**
(Please see ad on pg 17)



MARTIN'S HOME HARDWARE

Martin's Home Hardware is a full-service hardware store in Southampton, ON, specializing in Outdoor Living and Paint & Decorating.

Our collection of outdoor products features brands such as Weber, Big Green Egg, and Traeger barbecues, Sundance Spas, and Kingsley-Bate, Cabana Coast, and CRP furniture. With delivery, installation, and maintenance services, we'll get you set up to enjoy life outside.

As a Benjamin Moore signature store, our team of colour consultants and paint experts provide personalized service to help you achieve the look and results you want for all your decorating projects.

From lighting and window coverings to décor, we have everything you need to complete your home.

For your new bathroom, we offer a full lineup of fixtures and accessories, including custom vanities by Stonewood Bath Cabinetry. With your choice of materials, finishes, and hardware, you'll get the vanity you desire, designed specifically to fit your space.

We've been serving the community for over 40 years, and are dedicated to being your destination for all things to live comfortably and enjoy your home.

**519.797.3645
www.martins.ca**
(Please see ad on pg 8)



EXTREME LININGS AND COATINGS

When your concrete, flooring, pool, or deck has become unsightly, old and damaged, **Extreme Linings and Coatings** can help. Located in Owen Sound, ON, we specialize in a variety of areas including concrete floor coatings, concrete polishing, decorative concrete resurfacing, protective polyurethane coatings and more. Whether it be your garage or shop floor, large agricultural or industrial equipment, we professionally apply the products to protect them all! With our fully mobile application rig we not only service Grey, Bruce and Simcoe Counties but all of Southwestern Ontario as well.

REFLECTOR™ Enhancer Flooring Systems were engineered with three primary objectives in mind; cost effectiveness, extreme durability, and unique aesthetic appeal. These floor coatings give specifiers, designers, and property owners the ability to have custom designed floor colours and patterns that are unachievable with conventional flooring products.

Although upon initial view the finish looks like that of a chemically reactive type stain or dye, the colour and variation is much deeper. The end result is a floor that can be designed around the theme of the surroundings, not one that will overwhelm or be too conventionally plain and expected. The resin components have greater tensile and compressive strength and abrasion resistance, compared to other flooring options. This makes them a great choice for virtually any residential or commercial project.

**519.375.6586
www.extremelac.com**
(Please see ad on pg 43)

SEPTIC SYSTEMS FOR HOMES AND COTTAGES
DESIGN & PERMIT • SOIL SAMPLING • INSTALLATION • MAINTENANCE PROGRAMS

MAC TAYLOR
CORPORATION

MORE GOES INTO YOUR SEPTIC
THAN YOU WANT TO THINK ABOUT.
Let Mac Taylor take care of it for you.

519-794-2380 www.mactaylor.com

PRATT
PLUMBING AND HEATING

AIR CONDITIONING • WATER SYSTEMS • FIREPLACES
519-369-3411
We pride ourselves on offering the highest value on all the products we service & install.

SERVING ONTARIO FOR 55+ YEARS

Smith Water Systems
a division of SD Smith Drilling Co. Ltd.

- Wells
- Treatment Equipment
- Pumps
- Licensed by MOE
- Member of OGWA

PROMPT PROFESSIONAL SERVICE

We're proud to welcome McCann Water Systems to our family!

519-986-4743 • smithwatersystems.ca

Advertise With Us

Give your business the benefit of premium exposure and connect, like never before, to our extensive targeted readership!

Betty Ann Fawcett Account Executive
T: 519.986.2599 E: bettyann.fawcett@ourhomes.ca

KOUNTRY KAT

UNIQUE SOLID WOOD CREATIONS

Chain saw art and vintage accents

157 Garafraxa St. S. Durham
226.432.3005
kountrykat.com

JOHN THOMPSON MOVERS
Moving Your World
A Higher Standard of Care
United

The Area's Premier Moving Company For Over 50 Years

- Local • National
- Worldwide Moving
- Competitive Pricing
- Professional Service
- Temperature Controlled Storage
- Public Self Storage

519.376.7613 • 1.800.567.5354
johnthompsonmovers@jtmovers.com

BUY DIRECT FROM THE SAWMILL!

- BUYER OF STANDING TIMBER
- ALL DECKING MATERIALS
- BOARD & BATTEN
- POST & BEAM
- WHITE PINE FLOORING
- T&G SIDING

High Quality: White Pine, Red Pine, Cedar, Hemlock
1" Boards - 2" Dimension; 4" and 6" Squares

CALL FOR QUOTE
MOGGIE VALLEY TIMBER INC.
684063 Sideroad 30, Holland Centre, ON
519-794-0018
moggievalley@gmail.com
Mon - Thurs - 7:30am to 5:30pm
Friday - 7:30am to 12:30pm

chocolate HAZELNUT FUDGE

RECIPE AND PHOTOGRAPHY **JENELLE MCCULLOCH**

THIS EASY CHOCOLATE HAZELNUT FUDGE IS THE PERFECT GIFT TO IMPRESS YOUR FRIENDS AND FAMILY THIS HOLIDAY SEASON. IT'S LOADED WITH TOASTED HAZELNUTS AND YOUR FAVOURITE HOLIDAY CHOCOLATE.



INGREDIENTS

3 cups dark chocolate chips
600 mL (2 cans) sweetened condensed milk
¼ cup chocolate hazelnut spread
¼ cup hazelnuts, toasted
Ferrero Rocher chocolates



DIRECTIONS

Line an 8-by-8-inch baking sheet with parchment paper and set aside.

In a large saucepan over medium heat, combine dark chocolate chips, sweetened condensed milk and chocolate hazelnut spread. Heat until chocolate is melted and ingredients thoroughly combined. Remove from heat and stir in toasted hazelnuts.

Pour into prepared baking sheet and spread evenly. Place Ferrero Rocher chocolates into the fudge until they are completely immersed.

Let fudge harden in fridge until set and slice into squares. **OH**

online

Get more recipes at ourhomes.ca/mag/cook



Hot Tubs

FROM **\$2,999⁹⁹**


The Water Store

OWEN SOUND • 519-371-8500
thewaterstoreowensound.com


Save up to 40%*

by combining your home and auto insurance.

Call, Click or Come in for a quote today.



Home Auto Life Investments Group Business Farm Travel



Anthony Traversa, CFP®
Insurance/Financial Advisor
Anthony Traversa Financial Services
43 Main St. W | Markdale | 519-986-3353
40 Main St. E. | Dundalk | 519-923-2313
www.cooperators.ca/Anthony-Traversa-Financial

Not all products available in all provinces. *Discounts vary. See your Insurance/Financial Advisor for details.

directory

OUR HOMES attracts the area’s finest businesses to advertise in our pages, and utilize our unparalleled distribution and coffee-table appeal to market their products and services. We’re making it easier for you, our readers, to become educated as you plan your home- and real estate-related purchasing decisions. View these business ads online at ourhomes.ca/greybruce. The listings below are organized alphabetically by industry.

APPLIANCES

Macdonald’s Furniture & Appliances, 20
Square Deal Neil’s TV & Appliances, 29

ARCHITECTURAL STONE

Shouldice Designer Stone, 75

ART/ARTISANS/ART GALLERIES,
STUDIOS & WORKSHOPS

Interior Motives, 87
Light House Photo Gallery, 21
Yükselle Fine Art, 25, 88

BUILDERS

Alair Homes, 69
Candue Homes, 13
Dennison Homes, 85, 89
Great Lakes Custom Homes, 75
High R Construction, 87
Hill Build, 5, 88
Royal Homes Ltd., 7
The Great Lakes Frame Company, 14
Valley Home Improvements, 43
Warton Home Building Centre, 19

BUILDING/LANDSCAPE SUPPLIES

Centre Grey Building Supplies, 95
Flesherton/Markdale Home Hardware, 95
Moggie Valley Timber Inc., 91
Warton Home Building Centre, 19

CABINETS & MILLWORK/
FINE WOODWORKING

Bruce County Custom Cabinets, 85, 89
Topnotch Furniture, 100

CLEANING

Maid in the Valley, 65

CONCRETE/MASONRY/STONework

Extreme Linings and Coatings, 43, 90

COUNTERTOPS/GRANITE & STONE

Di Pietra Design, 4
Elegant Solutions/Cambria, 9
The Old Barn, 53

DECKING

Postech Grey Bruce, 41

ELECTRICAL

Design Electrical, 63

EXCAVATING/SITE PREP/SEPTIC

Mac Taylor Corporation, 91

FARM SUPPLIES & MACHINERY

MSD Inc., 31
Stoltz Sales & Service, 71

FENCING AND GATES

Built Wright Fencing, 71, 89
MSD Inc., 31

FINANCIAL/INSURANCE/MORTGAGES

The Co-Operators/Markdale, Dundalk,
88, 93

FIREPLACES & STOVES/
HEATING & COOLING

Air Tech Mechanical, 14
Chantico Fireplace Gallery, 6
Heritage Fire Co., 45
Pratt Plumbing and Heating, 91
Sandy Hamilton Plumbing &
Heating Inc., 41
South-Port Mechanical Geothermal, 11
The Fyre Place & Patio Shop, 27, 97

FLOORING, STAIRS & TRIM

Cuneo Interiors Ltd., 8, 13, 89
Moggie Valley Timber Inc., 91

FOOD/DRINK/CATERING

Top of the Rock, 95

FURNITURE/HOME DÉCOR/
GIFTS/COLLECTIBLES

Country Charm, 55
Grey Bruce Paint & Décor, 41
House Rules Design Shop, 97
Inside Ideas, 31
Interior Motives, 87
Kountry Kat Mennonite Furniture, 91
Macdonald’s Furniture & Appliances, 20
Pellow Pharmasave, 25
Smitty’s Fine Furniture, 99
The Fyre Place & Patio Shop, 27, 97
The Rusty Star, 25
Topnotch Furniture, 100
Warton Home Building Centre, 19

GARAGE DOORS

Peninsula Overhead Doors, 2

GARDEN CENTRES

Maxwell Garden Center, 45
Westside Nurseries & Greenhouses Ltd., 47

GEOTHERMAL

Sandy Hamilton Plumbing &
Heating Inc., 41
South-Port Mechanical Geothermal, 11

HOME IMPROVEMENT/RENOVATIONS

Great Lakes Custom Homes, 75
Valley Home Improvements, 43
Van Dolder’s Custom Exteriors, 12

HOME ORGANIZATION

Wilson Solutions, 50&51

HOT TUBS/POOLS/SAUNAS

The Water Store, 93

INSULATION

High R Construction, 87

INTERIOR DESIGN/HOME STAGING

Cuneo Interiors Ltd., 8, 13, 89
Décor Design, 65
House Rules Design Shop, 97
K-Interiors, 85, 89

KITCHEN AND BATH

Bruce County Custom Cabinets, 85, 89
Elegant Solutions/Cambria, 9
House Rules Design Shop, 97
Warton Home Building Centre, 19

LANDSCAPING/LAWN & GARDEN

Ground Effects Landscapes, 19, 90
Hutten & Co. Land and Shore, 3
Neerhof Landscapes, 73
Peninsula Out of Doors, 29, 88
Rock Solid Landscapes, 10
Westside Nurseries & Greenhouses Ltd., 47

LIGHTING

Living Lighting, 63

MOVING & STORAGE

John Thompson Movers, 91

NEW HOME COMMUNITIES

Bren Lea Estates, 27

OUR HOMES is committed to ensuring the businesses below appear under the correct headings. To make a correction, or to have your business listed under more than one heading, please email bettyann.fawcett@ourhomes.ca. To have your business listed in our Home Resource Directory, call us to advertise at 519.986.2599.

OUTDOOR FURNITURE

Maxwell Garden Center, 45
MSD Inc., 31

OUTDOOR STRUCTURES

Maxwell Garden Center, 45

PAINTING & DECORATING

Benjamin Moore, 8
Cuneo Interiors Ltd., 8, 13, 89
Grey Bruce Paint & Décor, 41
Martin’s Home Hardware, 8, 90

PAINTING, PRIMING, BLASTING
& STAINING

Custom Soda Prep & Paint, 17, 90
Paint & Woodcare Co., 17, 90
Premier Industrial Painting, 73
TNT Dry Ice Blasting, 17, 90

PHOTOGRAPHY

Light House Photo Gallery, 21

PLUMBING

Pratt Plumbing and Heating, 91
Sandy Hamilton Plumbing &
Heating Inc., 41
Smith Water Systems, 91

REAL ESTATE

Brand Realty Group –
Brandon Vanderschot, 63
Chestnut Park, 15
Re/Max Grey Bruce Realty –
Shannon Deckers, 31

ROOFING

Havelock Metal Co., 43
NPR Northern Points Roofing
& Exteriors, 65

SERVICES

Aging in Place, 69, 89

STONE PRODUCTS

West Shore Stone & Brick Inc., 73

WATER TREATMENT

Smith Water Systems, 91
The Water Store, 93

WINDOW FASHIONS

Budget Blinds of Owen Sound, 25
Cuneo Interiors Ltd., 8, 13, 89
Décor Design, 65
Inside Ideas, 31
Pellow Pharmasave, 25

WINDOWS & DOORS

Paisley Architectual Millwork Ltd., 87
Van Dolder’s Custom Exteriors, 12

The Municipality of

Grey Highlands

The place for all seasons!

FLESHERTON/MARKDALE
HOME HARDWARE



YOUR SAFETY FOOTWEAR
STORE

TERRA

Blundstone

BAFFIN

Dickies

Markdale and Flesherton Home Hardware for all your paint, plumbing, electrical, hardware, household and outdoor needs. Markdale now carrying a wide selection of safety footwear with the best brands at great prices. Come in and check out our new product lines. As always, our friendly staff are here to help.

Markdale
519.986.3011
markdalehomehardware.ca

Flesherton
519.924.2430
fleshertonhomehardware.ca

CENTRE GREY
BUILDING SUPPLIES



Your one stop home building and improvement store. We carry lumber, insulation, plumbing, electrical, panelling, roofing, handtools, paint, windows and doors. Free delivery and estimates.



74 Lorne St., Markdale
519.986.2641
1.800.461.7093

TOP O'THE ROCK



Everything you need in 1 stop Grocery-Deli-Bakery and More
WEDNESDAY NITE WING NITE
\$7⁹⁹/lb & \$15⁰⁰/2 lbs
The BEST GOURMET pizza!
Every Order Custom Made!
QUICK & EASY
Daily Lunch & Dinner Specials
Many "Meals-to-Go" to choose from
We hold ourselves to a higher standard.
YOURS!
Open Daily 7:30 a.m.

Grey Road #13
Eugenia
519.924.3244 519.924.3185

94 | ourhomes HOLIDAY/WINTER 2018/19



finishing touch

DOUBLE DUTY

Where there's space, there's opportunity. This home needed a small office and the right place just happened to be in the bedroom. Designer Lisa Canning details her design and offers tips on how to create a multi-use space in a master bedroom.

STORY **LISA CANNING**
PHOTOGRAPHY **DANN TARDIFF**

1 Designate a spot for the office

Once you've found the spot, plan your design. I opted for custom millwork to utilize every square inch of storage I could. Going custom allowed us to paint the desk this gorgeous turquoise colour, Benjamin Moore Waterfall. Take note of the brass, hand-cast cabinet pulls from Shayne Fox – they're like jewelry on this desk. The chair is from CoreChair. *Continued on page 98*



We specialize in quality
REGENCY fireplaces.
FIREPLACE PRODUCTS

The **FYRE PLACE** & PATIO SHOP *Since 1973*
Located at Highway 6 & 21, Springmount (Near Owen Sound)
519.371.2963 | www.thefyreplace.com



HOUSE RULES

BOOK A DESIGN CONSULTATION WITH
ONE OF OUR DESIGNERS TODAY

For more information call, email or walk in
and take a tour of our showroom
341152 Grey Rd. 28
Hanover, Ont.
226-434-1234
info@houserulesdesign.com
www.houserulesdesign.com



FLOORING LIGHTING PLUMBING FURNITURE TEXTILES PAINT



Furniture can also pull double duty: under-the-bed drawers provide storage for extra bed linens.

2 Find the perfect bed

Everyone deserves a beautiful bed. After a hard day a beautiful bed is worth the investment. This bed with its tufted, wingback headboard is from Wayfair and it offers great value with storage. A beautiful bed needs a quality mattress. Here we used the award-winning Casper Mattress. I also chose Casper's sheet and duvet set in a crisp white.

3 Add your personality

This is important, regardless of the kind of space you are creating. It has to reflect you and your unique personality. Here I just had to add elements like the Metrie door painted Benjamin Moore Yellow Highlighter. To ensure this was the focal point, we kept the adjacent sliding closet doors in white to ensure some balance. Again, to ensure the space didn't feel too overwhelming with all the vibrant pops, I wrapped the room in Metrie's tongue and groove shiplap panelling and painted it Benjamin Moore Decorator's White. I love interior mouldings. They provide such a beautiful textural element to any space.

4 Get cosy

Every bedroom needs to feel cosy and comfortable, which is why I added ample blankets and pillows in a variety of textures, all within our colour palette to stay harmonious, and displayed them on the ladder. Lighting also makes a big impact in the room. I added a stunning modern chandelier that adds an architectural element. Lastly, add some fun accessories. The ladder, chandelier, tray and pen are all from Bouclair. **OH**



Design elements come together to make this shared bedroom and home office cohesive.



Small space - Big style

Smitty's
FINE
FURNITURE



For the LOVE of
CANADIAN
FURNITURE

HANOVER SHOWROOM 170-3rd Street 519-364-3800 KITCHENER SHOWROOM 170 Gateway Park Drive 519-658-9313

smittysfinefurniture.com

Topnotch furniture

manufacturers of fine furniture

Over 18 years of professional design and manufacturing.



Custom Solid Wood Furniture

89446 Fordwich Line, 1 km North of Hwy 87, Gorrie

519.335.3213

topnotchfurniture.com

