

SUMMER 2023

STYLE ■ COMFORT ■ IDEAS ■ REAL ESTATE

# ourhomes

T H E G O L D E N H O R S E S H O E

*A Reno*

FOR THE  
GENERATIONS

**Inspiring  
Spaces**

IN GEORGETOWN

— A —  
**COTTAGE**  
WITH A VIEW

DESIGNED  
FOR

*Family*  
IN NIAGARA

BBQ SEASON  
UPGRADE

FLOWER PETAL  
SPRITZ

# Imagine your home, TOTALLY organized!

Custom Closets • Garage Cabinets • Home Offices • Pantries • Laundry Rooms • Hobby Rooms

Walk-in Closet



**40% off** Plus FREE Installation

PLUS TAKE AN EXTRA **15% off**

40% off any order of \$1000 or more, or 30% off any order of \$700-\$1000, on any complete custom Closet, Garage or Home Office unit. Not valid with any other offer. Free installation with any complete unit order of \$600 or more. With incoming order, at time of purchase only. Offer expires July 31, 2023.

**NOW OFFERING  
12 Month  
Financing!**

With approved credit. Call or ask your designer for details. Not available in all areas.



Bedroom Closet



Home Office



Garage Cabinets






Laundry Room

**Closets  
byDesign®**

Call for a free in home design consultation and estimate

**1-877-563-7799** OHM

[www.closetsbydesign.ca](http://www.closetsbydesign.ca)

Follow us on   

Locally Owned and Operated. 2019 © All Rights Reserved. Closets by Design, Inc.



**STONEY CREEK  
FURNITURE**

Est. 1969

easy living

## Summer love

Clean and fresh, light and airy. Explore the newest collections and custom looks in our 85,000 sq. ft. showroom that can reawaken your love for home. Discover better sleep options from our Serta gallery – the largest in the area. Visit us in store where our experienced team is here to inspire you.

Take a virtual showroom tour and find out more at [stoneycreekfurniture.com](http://stoneycreekfurniture.com)



1.800.263.8575 | STONEY CREEK FURNITURE, 395 LEWIS ROAD, STONEY CREEK



# Your home isn't one size fits all.

Neither are our customized window treatments.

Window coverings aren't just a functional piece of your home decor - they're an opportunity to make a unique statement. With our customized window coverings and accessories, your Budget Blinds design experts can help you do just that.



© 2022 Budget Blinds, LLC. All Rights Reserved. Budget Blinds is a trademark of Budget Blinds, LLC and a Home Performance partner. Each franchise is independently owned and operated.

**Schedule your Free, Child-Safe Window Treatment Consultation today!**  
**When it comes to child safety in your home, we've got you covered.**

Learn more at [budgetblinds.com](https://budgetblinds.com) | Call for your free consultation.



**Budget Blinds of Ancaster** | 905.536.6537 | [hmckenna@budgetblinds.com](mailto:hmckenna@budgetblinds.com)  
**Budget Blinds of Burlington** | 905.484.3372 | [sjablonski@budgetblinds.com](mailto:sjablonski@budgetblinds.com)  
**Budget Blinds of Grimsby** | 905.309.0909 | [dcooper@budgetblinds.com](mailto:dcooper@budgetblinds.com)  
**Budget Blinds of Milton** | 905.874.8478 | [sunita.vagadia@budgetblinds.com](mailto:sunita.vagadia@budgetblinds.com)  
**Budget Blinds of Oakville** | 905.230.1208 | [blloyd@budgetblinds.com](mailto:blloyd@budgetblinds.com)  
**Budget Blinds of St. Catharines** | 905.401.5318 | [dwest@budgetblinds.com](mailto:dwest@budgetblinds.com)

## FEATURED

111 Greti Drive, Glanbrook \$1,499,000



# fracassi & co.

REAL ESTATE GROUP



## SOLD



4002 Berton Ave, Burlington

SOLD

## NEW LISTINGS



63 Burlington St W, Hamilton

\$929,000



339 Skinner Rd, Waterdown

\$785,000

## COMING SOON

Building lot 79 x 154  
495 Scenic Drive, Hamilton

\$899,000

4-bedroom, family home  
31 Amblecote Place, Hamilton

\$849,000



538 Aberdeen Ave, Hamilton

\$785,000



9 Parker Ave, Ancaster

\$3,099,000



f&co.

Vincent Fracassi  
Founder/Sales Representative

905.522.1110

[fracassiandco.com](https://fracassiandco.com)  
[@fracassiandco](https://www.instagram.com/fracassiandco)

318 Dundurn St S, Hamilton ON L8P 4L6

Each office independently owned and operated



*Oakville*  
KITCHEN & BATH CENTRE

599 Third Line  
Oakville, Ontario

**905.827.4611**

[www.oakvillekitchencentre.com](http://www.oakvillekitchencentre.com)

*Oakville*  
KITCHEN & BATH CENTRE

**QUALITY + DESIGN**

Our reputation is built on our unique attention to quality & design.

We offer a full range of products and services to fulfill all your kitchen & bathroom renovation needs.



# Dal's HOME FURNISHINGS

BRANT COUNTY'S LEADER IN C<sup>AN</sup>ADIAN HOME FURNISHINGS



Over 50 Customizable Bar  
Stools – MADE IN CANADA



**Custom Order** PICK YOUR HEIGHT +  
PICK YOUR FINISH + PICK YOUR FABRIC

THOUSANDS OF  
COMBINATIONS

**QUALITY ■ CUSTOM ■ SOLID WOOD**

SOFAS, SECTIONALS, MATTRESSES, BEDS, DINING ROOM TABLES, BARSTOOLS & MORE!

NOW OFFERING

In-Home  
Design  
Consultations

**Where Quality Meets Great Prices!**

420 Lynden Rd, Brantford, ON N3T 5M1  
519.647.3663 [dalshomefurnishings.com](http://dalshomefurnishings.com)

DECOR-REST

BERMEX  
Design it your way

Durham Furniture

BRENTWOOD CLASSICS

MC

MAGNUSSEN

Beautyrest

TEMPUR-PEDIC

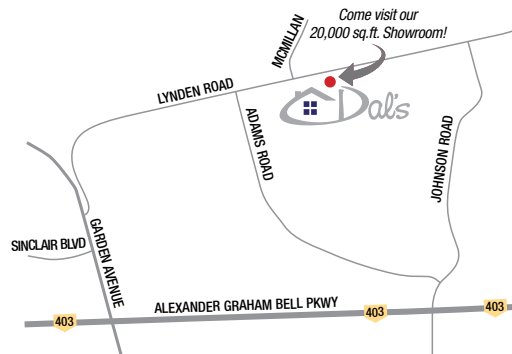
icomfort  
by Serta

Gourmet

AMISCO


RENWIL

Best



# DOORWAY<sup>INC.</sup>

Quality Doors - Since 1993



Visit Our Showroom To See Our  
**Fiberglass** Doors on Display!

4361 Harvester Rd, Burlington (Between Appleby Line & Walkers Line) | 905.639.5122 | [doorwayinc.ca](http://doorwayinc.ca)

# Finally there is a vinyl shutter that has the look, feel, and warmth of wood!



Celebrating **10** Years



Smart Shutter Canada has the latest innovation in shutters, delivering elegance and a low maintenance and eco-friendly product. Our shutters are VOC-free and have been found to outperform the rest and are the best in terms of environmental impact and durability – they are custom made to fit your windows, will add instant value to your home and save on energy costs!

We are conveniently located in Hamilton to provide you with an outstanding shutter at a great price. We also do custom specialty shapes! Anything from arches, brows, triangles, circles, octagons, and everything in between.

**We measure, make, and install ... Any shape, any size, we do it all!**

With over 20 years of experience, and having dealt with thousands of customers, we have a strict set of guidelines that includes multiple inspection points throughout the fabrication process, ensuring we exceed our customers' expectations. We welcome the opportunity to earn your trust and to provide you with **the best shutters on the market, with the best service, at the absolute best price!**

- ✓ HAMILTON-MADE
- ✓ ELEGANT
- ✓ DURABLE
- ✓ ECO-FRIENDLY
- ✓ VOC-FREE
- ✓ ENERGY SAVINGS

**>>> 2023 FREE FREE FREE <<<**

**FREE > QUOTE    FREE > INSTALL    FREE > REMOTE**

**>>> 45% OFF ZEBRA SHADES <<<  
>>> 40% OFF SHUTTERS <<<**



**905-389-9800**  
**smartshuttercanada.com**

*\*First responders receive additional savings!  
We thank you for your service.*

**ThomasTV.com**  
Audio Video Electronics & More

**SPEAKERS FOR  
OUTDOOR LIVING**



TV • HI-FI • HOME THEATRE  
MULTI-ROOM AUDIO  
CUSTOM DESIGN SOLUTIONS  
FULL SERVICE INSTALLATION

**HAVING A/V TROUBLE?  
CONTACT THE THOMAS TECH TEAM**



**905-788-3221**   
**130 Thorold Rd, Welland**  
**Shop Online:**  
**www.thomastv.com**

FAMILY OWNED & OPERATED FOR OVER 58 YEARS



**AIR MILES.  
GET  
REWARDED  
HERE**

©™ Trademarks of AM Royalties Limited Partnership used under license by LoyaltyOne, Co. and Thomas TV

**kennedy + kenel**  
HIGH PERFORMANCE HOMES



At our core, we believe that luxury, sustainability, and healthy living can go hand in hand. Our mission is to create breathtaking custom homes that not only reflect our clients' unique vision and style but also incorporate sustainable and environmentally responsible practices, so that they can enjoy the ultimate luxury living experience without compromising on their values or the planet.

**CUSTOM HOMES + WHOLE HOME  
RENOVATIONS | ADDITIONS**

Geoff  
Kennedy



Jason  
Kenel



**Ready to start your next project?**

**905.572.9795**  
**kennedy-kenel.com**


# The Millionaire's Daughter *Let's Go* SHOPPING

Check out our exciting selection of fabulous furniture! We have over 2000 great finds for you to discover!

## FURNITURE AND DECOR CONSIGNMENT

Sofas | Chairs | Art Work | Dining Sets | Tables |  
Area Rugs | China | Sectionals | Bookshelves |  
Side Tables | Floor Lamps | Patio Furniture |  
and more!

Open  
7 days



## WHY CONSIGN WITH TMD?

- Safe and Secure Selling
- Professional Personnel
- Skillfully Arranged Decor
- Higher Rate of Return
- Privacy and Anonymity
- Advertising included
- 3 Locations to Serve You
- Open 7 days a week

## CALL :

Hamilton 905-543-8000  
Oakville 289-837-3800  
Aurora 905-503-9400

## MORE CONTACT INFO:

Hamilton@themillionairesdaughter.com  
Oakville@themillionairesdaughter.com  
Aurora@themillionairesdaughter.com

[www.themillionairesdaughter.com](http://www.themillionairesdaughter.com)

# PLANTS

*The Life of  
Outdoor Living*



**WATERDOWN**  
656 ROBSON RD. • 905.689.7433  
[connor.ca](http://connor.ca)

KICK OFF SUMMER with new colour.



Visit us today and let us make sure you get the best paint and advice to get your project done right.



BURLINGTON **Colour Coders & Decor** 666 Appleby Line | 905.639.4931 | benjaminmoore.com

OAKVILLE **Bronte Village Paint & Decor** 2294 Lakeshore Rd W | 905.827.3300 | brontevillagepaint.ca

OAKVILLE **Oakville Paint & Décor** 216 Oak Walk Dr #3 | 289.725.2200 | oakvillepaint.ca

OAKVILLE **The Painter's Place** 478 Dundas St W | 905.257.2061 | paintersplace.ca

# ROOF RESCUE

## FREE ROOF GIVEAWAY!



LET IT RAIN  
*Roofing & Home Renovations*



We are giving away a FREE ROOF to one person in our community in need!  
Nominate Someone Today @LetItRain.ca! Nominations End June 26th!



Bruno & Christiane Levesque, owners

## Roofing and Home Renovations

With 34 years experience providing quality services in Toronto, Mississauga, Etobicoke and the Greater Toronto Area, Let It Rain ensures your roof will withstand the harsh GTA climate.

We provide roofing and home renovation services to homeowners, architects and builders.

- ♦ Complete Roofing Systems ♦ Roof Insulation and Attic Upgrades ♦ Skylights, Sun Tunnels
- ♦ Eavestroughs, Soffit and Fascia ♦ Roof Repairs ♦ Ventilation Upgrades ♦ Home Renovations
- ♦ Bathroom ♦ Basement ♦ Carpentry ♦ Decking ♦ Mobility Ramps ♦ Landscaping
- ♦ Financing Available

Call for a Free Estimate 1-877-686-7246 ♦ [LetItRain.ca](https://www.letitrain.ca)



*natural beauty...*



Visit our showroom at 220 Queen St. S., Streetsville, Mississauga  
**WWW.CCHARM.COM 905.542.9333**



**CONIK**  
studios inc.

Beautiful, Functional Interiors for Everyday Life  
 Interior Design • Project Management

☎ 647.272.4974 ✉ marcus@conikstudios.com 📱 Conikstudios  
 www.conikstudios.com



**Form MEETS FUNCTION**

MONTE CARLO  
CEILING FAN COMPANY



**Don's Light House Ltd.**  
 A CANADIAN LIGHTING SHOWROOM FOR OVER 40 YEARS  
 905.935.3621 296 LAKE STREET, ST. CATHARINES ON WWW.DLIGHTS.CA



## BUILDING THE **NIAGARA LIFESTYLE** SINCE 1955

Attention to detail, excellent customer service, and a passion for award-winning homebuilding are the cornerstones of Rinaldi Homes' success.



**RinaldiHomes.com**  
905-688-1283



**Rinaldi**  
HOMES

EXCLUSIVE RINALDI HOMES COMMUNITIES



### Downsizing? Clearing an Estate?

- ✓ **Sorting & Organizing**
- ✓ **Packing & Unpacking**
- ✓ **Move Management**
- ✓ **Auction Setup and Sale**
- ✓ **Estate Clear Outs**



905.599.1816 | [info@organizedtransitions.ca](mailto:info@organizedtransitions.ca) | [www.organizedtransitions.ca](http://www.organizedtransitions.ca)



NIAGARA'S #1 REFINISHING ONE-STOP-SHOP



**NINE LIVES**  
Custom Refinishing

### SPECIALIZING IN

- ✓ **KITCHEN & FURNITURE REFINISHING**
- ✓ **QUARTZ COUNTERTOPS**
- ✓ **CUSTOM HARDWARE**

**CALL US TODAY FOR A FREE QUOTE 905-321-6714**  
**NINELIVESCUSTOMREFINISHING.COM**



# Interiors By Better Shade

Furniture Draperies and Blinds

905-227-4555

469 Glendale Ave., St. Catharines, ON

 Follow us on Instagram @interiorsbybettershade

## Introducing MASSAGE Chairs



The Most Advanced  
Therapeutic Massage Chair

## Ontario's LARGEST Chair Gallery WORTH THE DRIVE

BAR STOOLS | RECLINERS | POWER LIFT CHAIRS  
SOFAS | SECTIONALS | ZERO GRAVITY CHAIRS | WALLHUGGERS  
HOME THEATER SEATING | ROCKER GLIDERS  
POWER LUMBAR SUPPORT RECLINERS  
POWER HEADREST SUPPORT RECLINERS | OUTDOOR FURNITURE

WE ALSO  
CARRY

STYLE • COMFORT • IDEAS • REAL ESTATE  
**ourhomes**  
THE GOLDEN HORSESHOE

REGIONAL PUBLISHERS Jamie Jefferson  
Georgette McCulloch

REGIONAL MANAGING EDITORS Gina Makkar & Gabrielle Tieman-Lee

REGIONAL PRODUCTION MANAGERS Lynn Derrick & Tracy Shuttleworth

MARKETING & ADVERTISING Lisa Ormsby, 705.445.5065 x200  
lisa.ormsby@ourhomes.ca  
Dianne Brown, 905.975.0280  
dianne.brown@ourhomes.ca

REACH US EASILY: [firstname.lastname@ourhomes.ca](mailto:firstname.lastname@ourhomes.ca)

OUR HOMES is a registered trademark of OUR HOMES MEDIA GROUP INC.  
OUR HOMES The Golden Horseshoe is published four times a year.

OUR HOMES is distributed to residents of Oakville, Burlington, Mississauga, Hamilton & Area and the Niagara Region via direct home delivery. OUR HOMES is delivered to *The Globe & Mail* and *Toronto Star* subscribers across the GTA. Copies of OUR HOMES are available for free pick up at high traffic locations throughout the region. OUR HOMES is distributed to select business leaders via direct mail.

Please send all letters and/or feedback to OUR HOMES Magazine,  
25 Elgin St., Collingwood, ON L9Y 3L6. Or email us at [editor@ourhomes.ca](mailto:editor@ourhomes.ca).  
All letters received are subject to editing for grammar and length.

### OUR HOMES MEDIA GROUP INC:

#### EDITORIAL

EDITOR-IN-CHIEF Georgette McCulloch

ASSOCIATE EDITOR Heather Wright

DIGITAL EDITOR Tracey Paul

#### MANAGING EDITORS

Walter Franczyk, Donna Luangmany,  
Gina Makkar, Sara Martin, Drew Beth Noble,  
Brienne Smith, Megan Smith-Harris,  
Gabrielle Tieman-Lee, Janet White Bardwell,  
Gisele Winton Sarvis

#### ART

##### ART DIRECTOR

Tara Chattell

##### ASSOCIATE ART DIRECTORS

Sheila Britton, Robynne Sangiuliano

##### DIRECTOR OF PHOTOGRAPHY

Jason Hartog

#### PRODUCTION

PRODUCTION DIRECTOR Lynn Derrick

##### PRODUCTION MANAGERS

Julia Dempsey, Kelly Donaldson,  
Tracy Shuttleworth

#### OPERATIONS

##### MANAGING DIRECTOR, SALES & MARKETING

Jamie Jefferson  
[jamie.jefferson@ourhomes.ca](mailto:jamie.jefferson@ourhomes.ca)

##### MANAGING DIRECTOR, OPERATIONS

Georgette McCulloch

##### ACCOUNT EXECUTIVE & DIRECTOR OF DISTRIBUTION

Lisa Ormsby

##### BUSINESS DEVELOPMENT

Kelly Craig

##### ACCOUNTING

Tyler Annette

##### ACCOUNTS RECEIVABLE

Darren Foley

#### CONTRIBUTORS

Larry Arnal, Sheila Britton, Stephani Buchman, Frankie Castro, Mike Chajeki,  
Tara Chattell, Rose Deramo, Jason Hartog, Gillian Jackson, Jeremy James,  
Connie Jeske Crane, Jules Lee, Jane Lockhart, Sandy MacKay, Gina Makkar,  
Teresa Matamoros, Tiffany Mayer, Jenelle McCulloch, Tamarisk McNalty Stephens,  
Melissa North, Denise O'Connell, Gabrielle Rochon, Diana Rose, Bonnie J. Stinson,  
Gabrielle Tieman-Lee, Mandy Trumble, Valerie Wilcox, Denise Willson

Advertisements and the content, including photos, of advertisements published within  
OUR HOMES magazine are supplied solely by the advertiser and neither the publisher nor  
OUR HOMES Media Group Inc. accept responsibility for opinions expressed in advertisements or for  
copyright issues with regards to photos, advertising copy and advertisements, nor shall they be held  
liable thereby. By act of reading this publication, all advertisers and readers agree to indemnify and  
hold harmless both OUR HOMES Media Group Inc., and the publisher thereby. Copyright ©2023  
OUR HOMES Media Group Inc. All rights reserved. Reproduction without permission is prohibited.

#### OUR HOMES CAN BE FOUND IN THE FOLLOWING MARKETS:

- Barrie/Orillia/Midland • The Golden Horseshoe • Grey Bruce • London • Muskoka
- Ottawa • Peterborough • Southern Georgian Bay • Toronto & York Region
- Wellington County/Orangeville/Caledon/Waterloo Region • Windsor



Interiors By  
**Better Shade**  
Furniture, Draperies and Blinds

905-227-4555  
469 Glendale Ave., St. Catharines

 @interiorsbybettershade.com

## Introducing MASSAGE Chairs



### The Most Advanced Therapeutic Massage Chairs

- Featuring**
- Acupressure foot massage which uses compression rollers and kneading to promote pain relief and circulation throughout the body.
  - Strong air compressed hand and forearm massage.
  - Every 1 minute in these chairs = 2 minutes from a professional!
  - The most thorough massage chair on the market which uses a body scan to target tightness and spots that need to be worked out.
  - SAY GOODBYE to booking appointments with the chiropractor and massage therapist and HELLO to the superb quality and time tested techniques of Genuine Japanese massage therapist.
  - Starting at \$3,499 (Limited Time Only)



## Ontario's LARGEST Chair Gallery is now your **Massage Chair Specialist!**

We also carry: BAR STOOLS | RECLINERS | SWIVELS | POWER LIFT CHAIRS | WING BACKS | SOFAS | SECTIONALS | ZERO GRAVITY CHAIRS | WALLHUGGERS | CHAISE LOUNGES

# THE PLATTER COMPANY Gourmet Market

Your **one-stop shop** for easy dinner and entertaining needs. Also carrying 'onesie' sizes for seniors, students and single warriors!



MADE  
IN-HOUSE  
WITH THE  
FRESHEST  
INGREDIENTS

NOW  
OFFERING  
**GOURMET FROZEN  
PREPARED FOOD  
DELIVERY ACROSS  
ONTARIO!**

- PREPARED MEALS • LOCAL HANDCRAFTED APPETIZERS
- GOURMET BREADS & SPREADS, DIPS, SAUCES & OILS
- SMALL BATCHES & SHAREABLES • DESSERTS • SOUPS, SALADS & SANDWICHES • HOMEMADE PASTA • CHARCUTERIE & FINE CHEESES

Gluten-free, Dairy-free & Vegan Options



NOW  
OFFERING  
**WINE &  
SMALL PLATE  
TASTINGS!**

**Tues-Fri 10-6 • Sat 10-4**  
905.464.1138  
175 Plains Rd E  
Burlington  
**theplattercompany.ca**

Elevate the Everyday

- ✓ Curbside
- ✓ In-store shopping
- ✓ Ontario-Wide Delivery
- ✓ Foodie Consultation
- ✓ Entertaining
- ✓ Parties
- ✓ Dinner

## editor's note



### A NOTE FROM *Hamilton & Niagara*

**IN MY FAMILY**, the summer season has always been synonymous with entertaining. From the May long weekend to Labour Day, we host, barbecue, bonfire, beach and stay up late talking on the deck with family and friends. Something about the warm air ignites a newfound energy in us. We can't help but be extra social.

So, when we first stumbled across the town of Ridgeway in June 2019 on our way to spend the day in Crystal Beach, we knew we had found home. Like us, the beautiful southern Niagara town is at its best when the weather is, too. Festivals, farmers' markets, patio pop-ups, food truck nights, the beach, live music – the whole town shakes off winter and is ready to go as long as the sun is shining.

Living in the Golden Horseshoe, we are truly spoiled by the number of small towns just like ours. And living in this area makes embracing the season effortless and fun. Whether you prefer to head out and explore or cosy up in your own oasis, getting to know your community and what it has to offer is always a positive.

This is one reason why our summer magazine is always my favourite. We get to know not only our town, but yours, too. We get to visit beautiful towns for home features. We get a sneak peak of the most sought-after outdoor accessories from local businesses (the rock lights in our Style Picks – run, don't walk, you are going to want them) and we get to chat with designers, builders and tradespeople who are working on the latest, the most unique and the most innovative spaces in the Golden Horseshoe. We hear straight from the source where the best new outdoor patios are, because these tradespeople are the ones who poured their hearts and hard work into designing and building them. And then we get to bring it to you, which always makes my heart happy.

Happy summer everyone!

Gabrielle Tieman-Lee, Managing Editor  
gabrielle.tieman@ourhomes.ca

Follow us   
Sign up for our newsletter [ourhomes.ca/newsletter](https://ourhomes.ca/newsletter)

**online** Get more at [ourhomes.ca](https://ourhomes.ca)



## liquid quarry studio. concrete.

Liquid Quarry makes stunning custom concrete furniture that is elegant, modern, and timeless.

We have made concrete countertops for indoor and outdoor kitchens, huge format wall panels and cladding, concrete fire bowls and fire tables, wraps for architectural pillars, concrete benches, concrete furniture, planters, concrete fireplace mantels, hearths and fireplace surrounds, concrete tables, concrete shelves, concrete sinks, vanities and showers, concrete islands and tables. Even concrete picture frames!

**416.628.8636**  
[info@liquidquarry.com](mailto:info@liquidquarry.com)

Visit our website and get blown away! [www.liquidquarry.com](https://www.liquidquarry.com)

**DESIGNER**  
SUNROOMS & ADDITIONS

[SUNROOMSANDADDITIONS.COM](https://SUNROOMSANDADDITIONS.COM)



## Beautiful sunrooms for Canadian homes.

**SUMMER BOOKINGS  
ARE FILLING UP FAST.**


**GET A FREE  
ESTIMATE TODAY!**

**289.659.8076**

[info@sunroomsandadditions.com](mailto:info@sunroomsandadditions.com)

# ROCAR

Specializing in Kitchens, Bathrooms, Basements  
and all other renovation needs



Over 20 Years Experience  
Fully Licensed, Registered & Insured

FREE  
ESTIMATES

905.928.3918  
rocar.renos@gmail.com



## editor's note

A NOTE FROM  
*Oakville  
Burlington  
Mississauga*



**WHERE DOES THE TIME GO?** It seems like just yesterday, we moved our daughter Christina into residence at the University of Toronto Mississauga. I'll never forget how she hung by the wall, timid and unsure as throngs of students milled about.

It reminded me of her first day of kindergarten. She strode, proudly and confidently to the front of the line. In a moment of hesitation, she looked back, her lip quivering before she bravely marched inside. It always takes her a moment to get climatized.

The last four years sped past and here we are at graduation. My husband and I grew up around campus and met there, our days an endless barrage of classes, clubs, pub nights, and lounging in the meeting place. Stepping on campus is like stepping back in time. The crispness of the air, the canopies of trees that brush the pavement on the five-minute walk. The sun glinting off the South Building windows and the deer frolicking on the lawn.

One of the advantages of attending a campus in Mississauga is its lush surroundings. A private enclave just steps from the amenities of the city, it also exudes tranquility with an abundance of meandering trails and the babble of the Credit River.

Our time there was magical, and our experiences and the people we met shaped us into who we are today. I'm glad that Christina got to have that experience.

It's exciting to see our daughter, the next generation, get ready to stride across the stage as she closes one chapter and opens the next, a master's in speech pathology. Oh, the places she'll go next.

*Gina Makkar*

Gina Makkar, Managing Editor  
gina.makkar@ourhomes.ca

Follow us   
Sign up for our newsletter [ourhomes.ca/newsletter](https://ourhomes.ca/newsletter)

online Get more at [ourhomes.ca](https://ourhomes.ca)

# Fence Panels

NIAGARA

## STAND OUT FROM THE CROWD

Your Local Source of Professionally Built Fence Panels, Crafted In The Heart of Niagara.

Fence Panels Niagara was founded to become the industry standard for pre-built fence panels.

We are motivated to delivering the perfect fence panel, every time.

We offer multiple styles to suit your needs, along with custom orders available.

Build your perfect backyard with simplicity.



PRODUCTION TIME  
3-5 BUSINESS DAYS!



CURRENTLY IN STOCK



We Offer a Variety of Different Panels to Choose From, Along With Orderable Custom Panels  
We Aim to Have a Diverse Selection Available • You Can Choose The Right Panel to Style the Perfect Backyard  
Our Four Pre-Built Styles Consist of: Privacy, Privacy Deluxe, Horizontal & Good Neighbour • 5' Height Available

289.438.2537 / [www.fencepanelsniagara.com](https://www.fencepanelsniagara.com) /

# CONTENTS

## SUMMER 2023



36



120



50

### ON THE COVER

A traditional Tudor receives a fresh update while honouring its classic charm. Story, page 50. Photography by Jules Lee.



80



30

### LOCAL FEATURES

- 30 Style Picks** Welcome the outdoors with products inspired by nature.
- 36 Home & Designer** A cottage with a view incorporates a palette of soothing hues.
- 50 Home & Designer** Step into a light, bright and calming redesign in Georgetown.
- 60 Spotlight** The perfect furnishings are waiting for you at Urban Cottage.
- 68 Home & Builder** A Niagara custom build designed with family in mind.
- 80 Spotlight** The latest in window coverings are at your fingertips at Covers Canada.
- 86 People & Places** Enlist these experts to help you check off your summer to-dos.
- 102 Spotlight** Purchase sustainably at Interiors by Better Shade.
- 106 Home & Builder** A renovation for the generations in Ancaster.

### DEPARTMENTS

- 22 Gabrielle's Note**
- 24 Gina's Note**
- 28 Advice** Finding Shade
- 34 Cooking At Home** Fresh & Light Cod Burgers
- 46 Gardening** The Latest Plants
- 62 Cooking At Home** Tropical Jello
- 64 Design Ideas** Laundry In Style
- 78 Green Living** Reduce, Reuse, Rethink
- 82 Design Ideas** Define Your Aesthetic
- 98 Real Estate** First-Home Strategies
- 100 Projects** Boho Lighting
- 114 Decorating** Statement Walls
- 118 Home Resource Directory**
- 120 Good Taste** Floral Spritz
- 122 Finishing Touch** Summer Swings

# The Spring-Summer market is heating up



With more stable interest rates, the market forecast is very positive for this season.

If you want to sell your home with confidence, choose the leading real estate team in the GTA for 12 years in a row\*.

OVER  
**15K**  
HOMES  
SOLD  
\*\*

**3X**  
MORE SALES  
THAN #2  
REALTOR  
\*\*\*

**25**  
LANGUAGES  
SPOKEN  
BY TEAM  
McDADI

**60+**  
AGENTS +  
FULL SERVICE  
TEAM

**7**  
OFFICE  
LOCATIONS  
IN THE GTA

Get your free  
home evaluation

**McDADI.COM**  
**905 502 1500**

**SAM McDADI**  
REAL ESTATE BROKERAGE

Sam McDadi BSc., M.B.A. Sales Representative. \*Based on dollar volume closed transactions 2011-2022. \*\*Total career sales with a team of 60+ agents, TRREB stats 1988-2022. \*\*\*Mississauga stats 2022, sold units. E. & O.E.



# Seeking SHADE

Designer **Tamarisk McNalty Stephens** shares her ideas.

THE ARRIVAL OF SUMMER IN ONTARIO BRINGS A COLLECTIVE DESIRE TO EXTEND OUR LIVING QUARTERS OUTDOORS. AFTER MONTHS OF COLD, SNOWY AND GREY WEATHER, WE DON'T WANT TO START COMPLAINING ABOUT THE HEAT! HERE ARE SOME SOLUTIONS – AT VARIOUS PRICE POINTS AND LEVELS OF PERMANENCY – THAT OFFER A REPRIEVE FROM THE HOT SUMMER SUN SO YOU CAN BE MORE COMFORTABLE ENJOYING LIFE OUTDOORS.

## Hats

A good old-fashioned, wide-brimmed hat will provide instant shade from the sun. Choose an option that is lightweight and breathable (such as cotton or straw). A four-inch brim generally provides the protection you need on your face, ears and neck.

## Umbrellas

An umbrella is an economical solution that can provide shelter from the glaring summer sun – and it can be moved to where you need it around your property. Umbrellas can tilt as the sun shifts during the day and raised or lowered depending upon the strength/heat of the sun. You need a sturdy base and remember to take it down during high winds! Choose high-quality fabrics that are colourfast and provide UV protection.


## Shade Sails

Shade sails offer protection from the sun (and light rain/drizzle) and are more affordable than a more permanent roofed structure. However, you need to ensure appropriate supports as shade sails are aptly named and can catch the wind. Available in a wide array of colours and different shapes, they are a great way to provide UV protection for children's play spaces in open areas.



## Retractable Awnings

Retractable awnings can be secured to your home or building. The benefits are that you retract an awning when you want the sun (perhaps spring and fall or early morning/evening in the summer) and extend it during the hottest times of the day when protection from the sun is most desirable.



## Pergolas

Pergolas are identifiable structures with columns that support cross beams and open rafters (no solid roof). Pergolas diffuse the harshness of direct sunlight but do not protect from rain. They allow the breeze to circulate freely. They can be freestanding or attached to your home and can be designed to be contemporary or traditional, depending upon your design aesthetic. Pergolas can also offer a structure to support climbing vines and blooms, providing visual interest and additional shade. Consult a landscape professional when considering which plants will thrive in your zone (as well as the soil, exposure to wind and sun, drainage, maintenance, the possibility of invasiveness, etc.). There are also retractable canopies and canvas shades that can be incorporated into pergola designs.



## Gazebos

Gazebos are roofed structures often constructed in a hexagonal or octagonal shape and open on all sides (although sometimes screened in) and traditionally have a railing between the posts. They often act as ornamental structures to complement gardens, courtyards, parks, etc. They can enhance the aesthetic value of your property.


## Covered Porch

Attached to a dwelling or building, a covered porch is a permanent structure that offers protection from the sun and rain. As a porch generally has a wood or concrete floor, it is easy to clean and provides a sturdy base for outdoor furniture. A covered porch is also a natural extension of your home in the warmer months while being accessible to the amenities, such as the kitchen and bathroom, when entertaining. Although a larger investment than some other options, you will probably recuperate the cost as a covered porch is a desirable feature for prospective homebuyers as it adds a particular charm and can increase curb appeal. **OH**



PHOTO: JASON HARTOG

NATURAL LIGHT  
PATIO COVERS  
TIMBERLITE PERGOLA  
3 SEASON ROOMS  
PAVILIONS  
DECKS



TIMBERLITE PERGOLAS  
Natural Light PATIO COVERS  
Bringing sun and shade together



# Transforming Backyards

All winter long we crave the warmth of the sun, and then by the summer, we're working hard to avoid its harmful effects. That's particularly true in our backyards, where too much direct sunlight can transform an idyllic oasis into a spot too hot to enjoy at certain parts of the day.

Every solution has its challenges, from umbrellas that blow away during storms to awnings that cast a permanent shadow and have to be taken down each fall. The ideal solution is a Natural Light Patio Cover, available from VanAm Construction.

All that's left to enjoy is the sunlight, the perfect solution for any backyard. Natural Light Patio Covers use Acrylite panels, made from 100% acrylic guaranteed not to fade or discolour for 30 years. They can be configured to work in any setting, attached to homes, to cover decks and patios, or built as stand-alone covers detached from the house. They are permanent structures that stay in place year-round.

Looking to get more enjoyment and use out of your Natural Light Patio Cover? A Three Season Sunroom is what you want! Our Eze-breeze sliding-panel windows will turn your Patio Cover into a unique and elegant enclosure whether integrated with an existing deck or patio, placed in your garden as a self standing structure

or as an addition to your home. These vinyl, glazed panels have the transparency of glass but are cheaper and lighter. The windows are fully screened allowing fresh air in while keeping insects out. Closed in cooler weather to keep it more comfortable.

Homeowners have two primary choices; aluminum or wood. Our standard cover is all Aluminum and comes in white, sandalwood or brown, our Hybrid cover has an aluminum roof with Douglas Fir posts and beams. Each order is custom-made to fit perfectly with an existing deck or patio.

The other options reflect VanAm's expertise as a homebuilder and renovation contractor. "We also offer the covers built into beautiful Timberlite pergolas," says Ken Blokner, director of sales. They are made with Douglas fir timbers and can be stained in a variety of colours to suit any backyard decor. "The timbers are absolutely beautiful, and the Natural Light Cover transforms the pergola into the perfect place to relax all summer long."

VanAm Construction, established in 1990, has a sterling reputation across Southern Ontario for building homes and doing renovations and backyard projects of all kinds. Owner Dave VanAmerongen is based in Grimsby, while Blokner lives in London and works with customers across

Southwestern Ontario. "I've been selling Natural Light Patio Covers for many years, serving customers in and around London," Blokner says. "Now that I've teamed up with VanAm, I can offer a wider selection of solutions for every backyard set-up."

In addition to the 30-year non-yellowing warranty on the Acrylite panels, there is a 10-year hail damage warranty, a 10-year light transmission warranty, along with a one-year labour warranty. While not inexpensive, a Natural Light Patio Cover or Timberlite Pergola is an investment, adding value to your home. "People really can't believe it until they're standing under the cover, with so much light filtering through but not feeling the heat of the sun on their skin," Blokner says. "By filtering the sunshine, we give people the best of the sun without any of the downside. It transforms backyards."

There's plenty of time to get a Natural Light Patio Cover to enjoy. There's a turnaround time of 4-6 weeks for aluminum structures, and a little bit longer for Timberlite options.

As we are into the spring season, it is not too late to order a Natural Light Patio Cover to enjoy all summer long.

Call us today to enjoy your backyard all Summer and Fall.



905.517.0461  
www.vanamoutdoors.ca





# natural living

Embrace organic materials and palettes inside and out.

**1 CONIK STUDIOS INC.**

**Vintage Spanish Chair**  
Designed by Børge Mogensen and manufactured by Fredericia Stolefabrik in the 1950s, the chair boasts solid oak construction and sturdy, high-quality leather. It's one of Mogensen's most celebrated designs. Sourced through Elte.

647.272.4974 | conikstudios.com

**2 GRAHAM & BROOKS / GRAHAM & BROOKS SALVAGE COMPANY**

**Linen Sheets And Covers**  
Sleep well all summer long under the comfort of light and breathable linen sheets and duvet covers. Naturally textured and durable, the fabric is hypoallergenic, antibacterial, fast drying and requires less water to cultivate. Available in Natural and White.

64 Hatt St., Dundas | 289.238.8618  
grahamandbrooks.com | gbsalvageco.com

**3 BENJAMIN MOORE**

**Exterior Paint**  
Enjoy sunny days with Benjamin Moore's Element Guard exterior paint. The new premium paint is mildew-resistant, has excellent adhesion and resists cracking and peeling. Consider a natural, earthy palette for your home or outdoor furniture.

See your Benjamin Moore Dealer  
benjaminmoore.com

**4 SARAH CHRISTINA INTERIORS**

**Lighting And Plumbing Fixtures**  
Dreamy finishing touches. The Willem single globe glass pendant by Birch Lane can be adjusted to fit the height of your space. The complementary Crue faucet by Kohler is a pull-down with three-function spray head and touch control. Both are available in a variety of finishes.

Beamsville | 647.410.5625  
sarahchristinainteriors.com

**5 CONNON NURSERIES**

**Pollinator Plants**  
Adorn your property with visually beautiful and environmentally beneficial perennial plants. Pollinator plants attract bees, birds, butterflies and other pollinators to your garden, helping gardens thrive. Pictured: Purple coneflower, False Sunflower and Russian Sage.

656 Robson Rd., Waterdown  
905.689.7433 | connon.ca

**6 BARTON BATH + FLOOR**

**Faucet**  
Enhance the elegance of your bathroom with the Allaria Widespread Lavatory faucet by Brizo. Available in both square and arc configurations, the streamlined ribbon spout pairs well with knob, lever or twist lever handles – all available in a variety of finishes.

2440 Barton St. E., Hamilton  
905.561.3521 | bartonbathandfloor.com



MANDY TRUMBLE PHOTOGRAPHY



JASON HARTOG PHOTOGRAPHY



**7 FIRST IN COUNTERS**

**Quartz Countertops And Backsplash**  
Refresh your kitchen with custom Canadian-made HanStone Quartz countertops and matching full backsplash. The timeless pure white background is contrasted with subtle blue-grey veining, creating a sophisticated and classic surface.

72000 Regional Rd. 24 (Victoria Ave.), Wainfleet  
905.899.7866 | [firstincounters.ca](http://firstincounters.ca)

**8 DON'S LIGHT HOUSE**

**Outdoor Light**  
Sprinkle your landscape with subtle touches of light. The Kayu series Pro LED Rock Light is a harmonious and organic fixture that easily creates a welcoming atmosphere. It features a full spectrum of coloured light options and whites.

296 Lake St., St. Catharines  
905.935.3621 | [donslighthouse.ca](http://donslighthouse.ca)

**9 THE MILLIONAIRE'S DAUGHTER**

**Chair**  
Transform your front porch or patio into a lively haven with a one-of-a-kind vibrant chair. Available exclusively at the Hamilton Store, this wooden rush chair is a true work of art – hand-painted in a bold red with an intricate floral motif that will take your breath away.

272 Ottawa St. N., Hamilton | 905.543.8000  
427 Speers Rd., Oakville | 289.837.3800  
[themillionairesdaughter.com](http://themillionairesdaughter.com) OH

## HAMILTONS of PELHAM

Art & Gifts of the world for the home & garden



CRETAN POTS



WIND CHIMES



KINETIC SPINNERS

306 Canboro Rd, Ridgeville 289.897.8444  
[hamiltonsofpelham.com](http://hamiltonsofpelham.com)



## Mark Your Calendar: Must-See Musical Events this 2023!



*Marika Bournaki and  
Julian Schwarz*

August 6 | The Avondale

After professing his love for her at the age of 16, cellist Julian Schwarz waited for the right time to propose. In the meantime, Marika Bournaki became one of the most sought-after pianists in the world. Experience the on-stage love affair of this (now married!) couple in their only Canadian performance this year!



*John Pizzarelli*

August 13 | The Avondale

Known as "the genial genius of the guitar", world-renowned guitarist and singer, John Pizzarelli, will make his Stratford debut in the SSM 23 finale. Established as one of the prime contemporary interpreters of the Great American Songbook, Pizzarelli has expanded that repertoire by including the music of Paul McCartney, Joni Mitchell, Neil Young, Tom Waits, Antônio Carlos Jobim and the Beatles. His themed shows, often performed with his wife Jessica Molaskey, suggest there is no limit to Pizzarelli's imagination or talent.



Book Your Tickets  
Here!

STRATFORD  
SUMMER  
MUSIC 23  
Mark Fettes, Artistic Director

Contact No.: 519 - 271 - 2101  
Address: 19 Waterloo St. S.  
Stratford, ON.

cooking at home

# COD BURGERS

RECIPE AND PHOTOGRAPHY  
JENELLE MCCULLOCH



SWAP YOUR REGULAR BURGERS THIS SUMMER FOR THESE FRESH AND LIGHT COD BURGERS. WOW YOUR GUESTS WITH HOMEMADE QUICK PICKLES AND A HERBED DRESSING TO PULL IT ALL TOGETHER!

## INGREDIENTS

### BURGERS

4 fillets of cod  
4 hamburger buns  
Arugula  
Red onion, finely sliced

### QUICK PICKLES

½ cup white vinegar  
1 tsp sugar  
1 tsp salt  
1 clove garlic  
Fresh dill  
1 cucumber, sliced

### HERBED DRESSING

4 Tbsp mayonnaise  
2 Tbsp yogurt  
Fresh dill  
1 clove garlic, smashed

## INSTRUCTIONS

### QUICK PICKLES

In a small saucepan over medium-high heat, add vinegar, sugar, salt and garlic.

Cook until liquid begins to simmer and sugar dissolves.

Add dill and sliced cucumbers to a heat-proof bowl.

Pour simmering liquid over the cucumbers and stir to evenly coat.

Allow to cool at room temperature or chill before serving.

### HERBED DRESSING

In a small bowl combine mayonnaise, yogurt, dill and garlic. Mix together.

### COD & ASSEMBLY

Set aside quick pickles and herbed dressing until ready to assemble cod burgers.

Season cod fillets with salt and fresh pepper.

In a pan over medium-high heat, sear cod fillets until cooked through.

Remove from pan once cooked and place the hamburger buns in the pan to toast.

To assemble, layer the herbed dressing, fresh arugula, fresh red onion, seared cod and top with pickles. **OH**

online

Get more recipes at [ourhomes.ca/blog/recipes](https://ourhomes.ca/blog/recipes)

## Canadian Made Sofas, Sectionals, & Accent Chairs



- Lofty Ambitions is a locally owned small business.
- We have served Hamilton & the surrounding area for over a decade.
- Our specialty is contemporary, Canadian made, furniture for your living & dining room.
- This includes sofas, sectionals, accent chairs, dining tables, dining chairs, and stools.
- Each piece is custom made for you, meaning you get exactly what you want, without compromise.
- Sofa/Sectional options include length, seat depth, seat firmness, arm width, back height, & more.
- Dining furniture comes in a variety of materials, with a wide range of frame colours & upholstery options.

### Buy More, Save More

Spend \$2500, Save 10%  
Spend \$3500, Save 15%  
Spend \$4500, Save 20%

286 Ottawa St N, Hamilton | 289-389-5465 | [www.LoftyAmbitions.ca](https://www.LoftyAmbitions.ca)



# AROMA

KITCHENS & BATHS INC.

Create Your Dream Look

25+ Years Experience  
100% Canadian Made Cabinetry | Quality Craftsmanship

Custom Made Kitchen & Bathroom Cabinetry  
Closet Systems | Entertainment Units | Basement Renovations  
Full Renovations & More!



STORY **DENISE O'CONNELL** | PHOTOGRAPHY **GABRIELLE ROCHON**

# LAKE ERIE

living

**JOHN AND DIANA WERE IN THE PROCESS OF A RENOVATION ON THEIR DUNDAS HOME WHEN THEY RAN INTO PROBLEMS WITH LOCAL PERMITS. THE RENOVATIONS WERE GOING TO TAKE MUCH LONGER THAN ANTICIPATED, SO THE COUPLE DECIDED TO RENOVATE THEIR LAKE HOUSE AS WELL, SITUATED ON THE SHORE OF LAKE ERIE.**

**LEFT:** Creating the heart of the home was one of the goals, and this renovation delivered. **BELOW:** Space to entertain a large family was paramount on the wish list.



**THIS PROVIDED** a year-round home while they awaited the completion of their home in the Hamilton area. “We had contracted **Burlington Design Studio** for our home,” the couple relayed. “When we decided to renovate the lake house, we knew we would task them with doing that as well. They are so easy to work with, and we love their style.”

John and Diana bought the property right next to the home where he grew up and his parents still reside. The lake house sits in a small, tight-knit community close to the middle point of the lake.

**Anita Puls** and **Kimberley Giancaterino** of Burlington Design Studio took on the task of transforming the Mid-century bungalow on the lake into a much more open-concept and modern space, while complementing the overwhelming beauty of the landscape surrounding it. They worked with **Frank Ciaramella** of **CCS Construction** to take the existing structure, break down some of the walls and create a more natural flow to the space. *Continued on page 39*



To maintain the stunning lake view as a focal point, a palette of white, ivory and beige was used and interspersed with wood and stone. **BELOW LEFT:** The main-floor layout was reconfigured to maximize the flow. **BELOW:** Natural elements like rattan pull the outside in and add to the earthy feel.



“John and Diana have a big family,” says Kim. “It was important to create a space that allowed for entertaining large groups, and where the kitchen was the heart of the home.”

Anita and Kim created a different flow to the home by opening the main living area and kitchen and moving the entryways. The side door became the front door and plays double duty as a mudroom with ample seating and hooks. They converted the front entry into a pantry and added a beautiful sliding wood door that also adds a design element in the hallway as you enter the great room and kitchen area. A laundry room was moved down to the lower level and a washroom was added on the main floor. All plumbing fixtures are from **The Ensuite Bath & Kitchen Showroom Hamilton**.

The couple asked the designers for a neutral colour scheme. With a stunning lake view peeking through windows, the scenery was the star of the show. The space is light and airy with prominent whites, ivories and beiges, featuring natural elements of wood and stone.

“We wanted to create a very serene and calm feel, so we stayed with light neutrals,” says Anita.

The designers mixed modern elements with rustic features for a modern but authentic lake house feel. *Continued on page 40*

**ABOVE:** The backsplash is covered in stone with wide, cascading grey veining in a crisp white base that mirrors the gentle waves of the lake beyond. **TOP RIGHT:** A banquette makes use of the corner and adds additional seating. **RIGHT:** The barn door slides closed when the pantry is not in use and adds structure to the open space.





In the open-concept living room, a beadboard feature was used on the fireplace wall for a more relaxed feel and the modern freeform terrazzo finish coffee table by Sunpan is a statement piece that inspires conversation. The table also eliminated sharp corners for the couple's young child. A natural stone fireplace by **FireplaceFX** is the focal point of the room and the couple's favourite spot.

"The fireplace has a warm, welcoming feeling, even when the rest of the room is light and airy. It also gives it a four-season atmosphere instead of just a summer feel you would expect at a lake house." *Continued on page 42*



**TOP RIGHT:** With a thoughtful approach to colour and design, each space connects seamlessly to the next. **ABOVE:** Beadboard in the mudroom adds to the coastal feel. **LEFT:** A floating vanity maintains the light and airiness of the home.



**BLACK METAL  
SCONCES  
AND MIRROR  
FRAME GIVE  
A NOD TO THE  
LAKE-HOUSE  
FEEL.**

**LEFT:** Coastal touches are everywhere, including the spa-like en suite. **BELOW:** Glass provides structure but allows the staircase to slide seamlessly into the home's aesthetic.



Diana loves to cook so she asked the designers for a dream kitchen, complete with an extra-large gas stove from **Canadian Appliance**. Because the kitchen will be a frequent stop during long days spent on the beach, the designers opted for durable elements that will wear well, such as luxury vinyl flooring in a weathered beech and weather-resistant stools for the island by Ratana.

Quartz counters and backsplash from **Granite Plus** have movement, adding interest to a monochromatic palette. Kim and Anita decided to forgo many upper cabinets in the kitchen, partly because the new pantry and servery offers the extra storage space they need, but also because Diana loved the feel of open shelving where special items could be displayed.

In the pantry, there's enough space for the important small appliances such as a toaster and espresso machine, and a solid wood sliding door hides any mess and keeps the kitchen area tidy. But to keep the room from looking too busy, there are no handles on the cabinetry by **CR Technical Woodworking** to keep the aesthetic clean.

*Continued on page 44*

## CR TECHNICAL WOODWORKING

Timeless kitchens...from the heart of nature

CNC MACHINING | KITCHEN CABINETS | ARCHITECTURAL MILLWORK  
CUSTOM WOODWORKING | VANITIES | COUNTERTOPS | EXECUTIVE DESKS  
CABINETS & STORAGE | DESIGN | ALTERATIONS | INSTALLATION



### CR TECHNICAL WOODWORKING

233 Arvin Ave, Stoney Creek, ON  
905.664.8227 | [www.crtech.ca](http://www.crtech.ca)

## NIAGARA WATERSCAPES

**Transform your yard into a natural oasis!**  
Melt your stress away with the sights and sounds of water.



ECO-SYSTEM PONDS  
PONDLESS WATERFALLS  
FOUNTAINSCAPES



**There's a waterscape for any outdoor living space.**  
Connect with us today to see what's possible with your yard!

905.932.6281 [niagrawaterscapes.com](http://niagrawaterscapes.com)

## Burlington DESIGN STUDIO



Designing a home requires many things to consider. There's style, functionality, architectural details and space planning. A professionally trained eye can pull all these elements together to create a cohesive space with a timeless design that will last for many years to come. Give Anita and Kim a call today.

905.467.7433 • 905.580.0024  
[burlingtondesignstudio.ca](http://burlingtondesignstudio.ca)  
@burlingtondesignstudio

# Anderson's INTERIORS



The primary bedroom now features a luxurious spa-like en suite with beautiful tile from **Centura**. Black metal sconces and mirror give a nod to the lake house feel. Anita and Kim also had a challenge that many homeowners have with bedrooms. The only wall where the bed could be placed had a window. They had to find a way to put the bed on that wall without blocking the view and the natural light.

“We chose a low-profile headboard so it wouldn’t block the window,” says Kim. “It’s a common issue with room layouts, but choosing the right bed can make all the difference”

The bed and side table from Pottery Barn fit nicely. Overhead, a modern teak-look fan from **Robinson Lighting and Bath** amplifies the lake breeze on a warm day.

The designers tackled the walk-out basement, also making it the place to go after a summer campfire on the beach. Darker and richer colours, while still neutral, offer a bit more drama. A small wet bar with refrigerator and dishwasher makes it easy to grab a hot chocolate.

As the couple now look to the renovations on their Hamilton-area home, they have some decisions to make.

“If it weren’t for the return to office, we’d love to stay here,” John says, “but the commute to our jobs may prove too time consuming. However, this will be our lake house retreat forever.” **OH**



**ABOVE:** When placing a bed in front of a window, furniture choice is key. Here, the designers minimized the bed profile to maximize light. **RIGHT:** A walk-out basement extends the living space and provides easy access to the outdoors.



STORY TERESA MATAMOROS

# TRY SOMETHING NEW

These are a few plants I like to use in gardens. Some are native and some are not, but all are growing in zones 5 and lower. They are low maintenance, drought tolerant and will resist some of the diseases common with overused plants. Some are good pollinators as well.



PHOTO: COURTESY OF WJK NURSERIES

**1** Instead of prickly horizontal junipers, try soft-needled **Microbiota decussata** or **Siberian Carpet Cypress**. Grows 30 cm tall and 175 cm wide. This evergreen can be grown in dry shade or full sun. The operative word here is dry. A bonus is that their foliage turns a copper penny colour in the late fall and winter.



**2** **Hypericum kalmianum** or **Pot O' Gold St. John's Wort** can work very well instead of lower growing Spireas. This St. John's Wort has four seasons of interest starting with profuse golden yellow flowers on a two-foot-high shrub with bluish green narrow leaves. Persistent brown seed capsules and exfoliating bark add winter interest.

**3** **Hepacodium miconioides** or **Seven-Son Flower** is a large (four-by-two-metre) uncommon shrub with white blooms later in the season. The highlight of this shrub is the pink to red calyxes left on after the flowers fade. The exfoliating bark is great for winter interest. Use this plant when you need a focal point in your garden.



**4** **Amelanchier canadensis** or **Serviceberry** is a well-used native in our landscapes for its beautiful white flowers, edible fruit and great red fall colour. I would use this native large shrub/small tree as a replacement for Burning Bushes (*Euonymus alatus*) which is now considered an alien invasive as it is a prolific self-seeder. *Continued on page 48*

**THE GREENEST TURF ON EARTH!**

Toronto Artificial Grass is the Ontario distributor for SYNlawn synthetic turf.

- Lawns & Landscape
- Dog Runs & Pet Areas
- Putting Greens & Golf Practice Mats
- Playgrounds
- Patios & Roof Decks
- Pool Decks & Commercial Facilities

**REQUEST A FREE QUOTE**

**905.272.9683**  
torontoartificialgrass.ca  
3211 Lenworth Drive, Mississauga

**TORONTO ARTIFICIAL GRASS**

**Gauld**  
landscape • nursery • garden centre

**A Family Run Business Since 1950.**

Our passion is making your garden bloom above the rest. We pride ourselves in our trees, evergreens, flowering shrubs, perennials and more. Our Landscaping is second to none. Stop by for a visit at our garden centre. We hope to inspire you!

**905.354.2392**  
8865 Mountain Rd, Niagara Falls  
gauldnurseries.com

## GAZEBOS :: PERGOLAS :: PORCHES :: INTERIORS :: COMMERCIAL :: TRUSSES



**TIMBER FRAME SOLUTIONS INC.**

Timber Frame Solutions Inc. is a full-service timber frame construction company based in Niagara-on-the-Lake, Ontario. We provide customers with the highest quality timber frame structures—including gazebos, gables, trellises, and more, using the highest quality Canadian-grown timbers, state-of-the-art design technology, and the traditional art of timber frame joinery.

**905.341.5768** [www.timberframesolutions.ca](http://www.timberframesolutions.ca)  
**1325 Line 5 Rd, Niagara-on-the-Lake ON L0S 1J0**  
**28 Burys Green Rd, Fenelon Falls ON K0M 1N0**



**5** **Caryopteris x clandonensis** or **Bluebeard** could be used as an alternative to Lavender in the garden when you still want purple flowers, but later in the season. Caryopteris is drought tolerant, a great pollinator and has fragrant foliage. Grows 80-by-80 centimetres.



**6** **Clethra alnifolia** or **Summersweet** is a summer fragrant flowering shrub with white or pink bottlebrush type flowers, ranging in height from 100-to-200 centimetres. It attracts the pollinators, too.



**7** **Geranium macrorrhizum** or **Bigroot Geranium** and **Asarum canadense** or **Wild Ginger** are great ground covers for full-shade areas in the garden. Periwinkle is considered an aggressive alien and should not be planted anymore. Geranium has pink or white flowers with fragrant foliage. Wild Ginger has interesting flowers half hidden under the leaves.



PHOTO: COURTESY OF NVK NURSERIES

**TIRED OF CEDARS? HERE ARE A COUPLE OF EXCELLENT ALTERNATIVES:**

**8** **Picea abies 'Cupressina'** or **Columnar Norway Spruce** is a great choice when space is limited. It grows to eight-metres tall and 200-centimetres wide and has dense branching to the ground with dark green, stiff, short needles.

**9** **Thuja x 'Green Giant'** or **Western Cedar** (a cross between Thuja plicata and Thuja Standishii). Although this is a cedar, it is not on the menu for deer, which is why I have included it here. It can grow to 13-metres tall and four-metres wide. It can be used for hedges and tolerates trimming too.



By using some of these less common selections, you are supporting sustainable landscaping practices.

The next time you are at the nursery, look for these plants. If they don't have them, ask for them. We need more diversity in our gardens and if we ask the garden centres for these not-so-common plants, we create a demand, and they will start bringing them in. **OH**

Teresa Matamoras has a Bachelor of Science degree, an Ontario Diploma in Horticulture and is an ISA Certified Arborist.



TAKE YOUR CAREER TO  
**NEW HEIGHTS**

At Arborwood, we're a team that's passionate about tree care. From tree pruning and feeding, insect and disease control to safely removing unhealthy trees and planting. If we aren't up in a tree, we're learning more about them.

PRUNING | TREE & SHRUB | FERTILIZATION | ORGANIC PLANT HEALTH CARE | DYNAMIC SUPPORT SYSTEMS  
INSECT & DISEASE MONITORING & TREATMENT | HAZARDOUS LIMB & TREE REMOVAL | ARBORIST REPORTS FOR PRE & POST CONSTRUCTION

KEEPING TREES HEALTHY & BEAUTIFUL SINCE 2001



APPLY NOW AT [ARBORWOOD.CA](http://ARBORWOOD.CA)



# IT TAKES TWO

STORY **MELISSA NORTH**  
PHOTOGRAPHY **JULES LEE**

Kevin and Lynn lived in their Georgetown home 10 years before they renovated, but it was worth the wait.

**THEIR CHILDREN WERE YOUNG**, they wanted to get to know the house, and they had basics to update in the meantime. “We weren’t in a rush,” says Lynn. “More to the point, we were overwhelmed by the sheer scope of the endeavour and the number of decisions we would have to make. Home renovation or design is not our forte.” With the pandemic and lockdowns came the desire to revamp that so many of us experienced. In a fortuitous chain of events, a friend recommended a kitchen company that recommended a contractor who recommended an interior designer, who was **Kelly Breiter**. And so began Kevin and Lynn’s surprisingly smooth and very successful remodel with **Alana + Kelly Design Co.**

Kelly had her own business, as did custom residential designer **Alana Nielsen**. Respecting each other’s skills, the two would refer clients to each other and overlap on projects, until it just made sense to join forces. Now they work together specializing in renovations and additions.

“What makes us special is that we can go from bylaw review to a fully furnished and implemented space,” explains Alana. “We manage everything and anything in between.”

“A lot of the time it’s disjointed between the building designer, the interior designer and then the homeowner,” says Kelly.

“We are one. The homeowners don’t have to be involved in a lot of those in-between conversations, it’s just managed and they don’t even know it happened.” *Continued on page 53*



PHOTO: ASHLEY BRADLEY

Alana and Kelly’s holistic approach allows projects to run smoothly from start to finish. **BELOW:** Built-in cabinetry makes optimal use of the often-empty space on either side of the window. **OPPOSITE:** The chest in the entryway is practical and beautiful. Blue injects the space with lightness and colour.





**“IT’S A TUDOR-STYLE HOUSE, SO WE WERE TRYING TO MAINTAIN THE STYLE OF THE HOUSE INSIDE, TO KEEP THAT TRADITIONAL, VERY CLASSIC FEELING,”**

**BELOW:** Thoughtful elements, like built-in bench seating, create a unique feel. **RIGHT:** The couple love to cook, and the new kitchen configuration allows the whole family to enjoy the kitchen space at the same time. **OPPOSITE:** The dining room incorporated many of the classic elements the family was after, like wainscoting and crown moulding.



Kevin and Lynn wanted their home to be light and bright and calming, they explained. They wanted wood floors. They were partial to blue. That was their jumping-off point but they were happy to be guided. “Kelly took the time to get to know us and discover what our hopes for the renovation were,” Lynn says.

The team began uniting the various rooms, done in a mix of carpet, floorboards and tile by running gorgeous white oak Superior Hardwood Flooring from **The Carpet Palace** throughout the main floor. This included an immediate update of the staircase leading upwards from the foyer by **H&J Railings**. They replaced dated spindles and carpet with hardwood and a two-tone paint and stain job.

The living room, to the right of the entryway, only needed paint and light fixtures, but it was the rest of the level that allowed Alana + Kelly Design Co. to show off their skills.

The dining room to the left of the foyer is hardly recognizable from its unremarkable beiges and browns. Contractor **Per Fisker** of **Fisker Contracting** installed the panel moulding, and **Meyer Wood Design Inc.** crafted the built-in cabinetry. Crown moulding is from Canamould Inc. and wainscoting from **Miskas Wood Products Inc.** Painted in **Benjamin Moore** Simply White and Sherwin Williams’ light blue Misty, the room is now a bright and stylish adult space.

“It’s a Tudor-style house, so we were trying to maintain the style of the house inside, to keep that traditional, very classic feeling,” explains Kelly.

Kevin and Lynn have three children though (aged 7, 13 and 15), so they needed a family-friendly kitchen both spacious and functional. Originally u-shaped, there was a lot of wasted space in the middle,

*Continued on page 54*

**BELOW:** There's a place for everything with integrated mudroom storage. **RIGHT:** The island opens to a sunny breakfast nook, which flows to the family room for one big, open space. **BOTTOM:** Beams help delineate the different living areas on the main floor.



and more brown and beige. Meyer Wood Design Inc. installed new cabinetry and a centre island, utilizing stained white oak accents. Brizo Artesso faucets in a Luxe Gold finish, a Blanco ceramic farmhouse sink and a 36-inch induction range added beauty to the contemporary design. “Both Kevin and I love to cook,” says Lynn. “Now there’s space for the both of us to work at the same time, often with the kids keeping us company on the other side of the island. The layout, the built-in cabinets and the craftsmanship – it’s a real pleasure to be in.” It’s also brighter because of the enlarged window casement.

In the family room off of the kitchen, the big job was bringing the dark, wood-burning fireplace up to code and rebuilding the hearth and chimney (**Sheppard Masonry Ltd.**). A limestone mantel and a German smear completed the transformation. “Kevin’s family had a wood-burning fire in their childhood home,” says Lynn, “and it is such a nostalgic and important part of family life and togetherness for him.”

Other changes included redoing the cabinetry on either side of the fireplace and removing beadboard panelling. New furniture and rugs from **Emerald Isle Home Furnishings** finished the room’s makeover.

*Continued on page 56*

# The Unique Process

MEET . CONCEPT . DESIGN . SELECT . CONSTRUCT . INSPECT . ENJOY!



*The Heart of the Home* Working together to design, manufacture and install custom cabinetry, using your choice of fine and exotic wood, man-made materials and custom chosen finishes, expertly crafted to suit your lifestyle and needs...from start to finish. *Designed with you in mind*



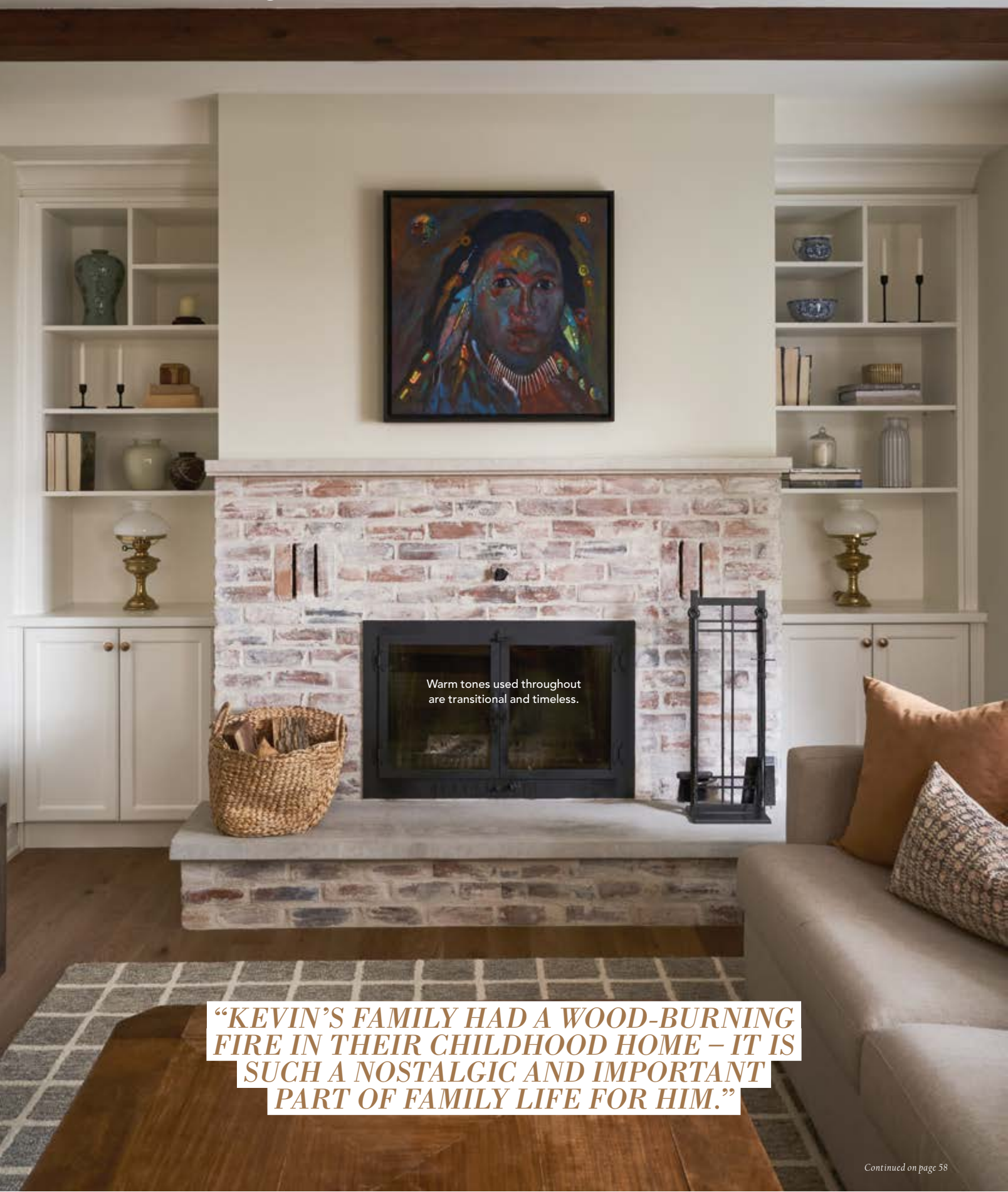
**UNIQUE**  
CUSTOM CABINETS | RENOVATIONS

9 Meadow Lane . Dundas ON  
O: 905.627.2302 C: 905.570.9239  
www.uniquecustomcabinets.com

Cabinetmaker  
Tim Dagg



CABINETS | MILLWORK | SPACE PLANNING & DESIGN | PROJECT MANAGEMENT | CONSTRUCTION SERVICES



Warm tones used throughout are transitional and timeless.

**“KEVIN’S FAMILY HAD A WOOD-BURNING FIRE IN THEIR CHILDHOOD HOME – IT IS SUCH A NOSTALGIC AND IMPORTANT PART OF FAMILY LIFE FOR HIM.”**

Continued on page 58

- INTERIOR & EXTERIOR RESIDENTIAL & COMMERCIAL RENOVATIONS
- RESIDENTIAL & COMMERCIAL ADDITIONS
- INSURANCE RESTORATION

As a leading construction and restoration company in the Niagara Region since 1952, we have been helping families and business owners renovate, add to, and repair damage to their homes and businesses.

**F. INGHAM CONSTRUCTION COMPANY LIMITED**

905.358.7101  
info@ingham1952.ca  
inghamconstruction.ca

# Calm

## Summer Days

**BARTON bath+floor**  
best brands for less

-EST-  
1954

Visit our showroom today or call us at  
**905 561 3521**

bartonbathandfloor.com    @bartonbathandfloor

## YOUR DREAM SPACE AWAITS

Our design + build team prides itself on creating personalized outdoor spaces that inspire our clients' unique lifestyle. Keeping current with the latest landscaping trends, we use only the highest quality products to construct our award winning landscapes. Whether you're looking to design a garden, construct a patio area, or create an entire outdoor living space, our design + build team can help bring your dreams into reality.

**905.468.9557**  
**www.treeamigos.ca**  
#10 Henegan Rd, PO Box 1222, Virgil | info@treeamigos.ca



Continuing the subtle blue theme, the powder room walls, with added millwork, were painted Sherwin Williams Wall Street. Swapping a cabinet sink for a pedestal made the room feel larger, and with a custom mosaic floor, has become a statement of classic elegance.

Lynn was impressed by the difference improved lighting has made. “Kelly did an amazing job with the lighting plan. She really is passionate about every aspect of interior design. Coming into the process, we had no appreciation for the importance of the lighting design but we appreciate it every day.”

She and Kevin also relished that the contractors were in and out in nine weeks. “Everyone who has gone through a renovation will always tell you that they take longer than the contractor tells you it will. Not this one!” says Lynn.

For Kelly and Alana, the most satisfying aspect of this project was working with wonderful clients open to their suggestions. “They trusted the process,” says Kelly. **OH**

locally inspired | thoughtful gifting

491 Brant St, Burlington  
905.333.5583 [www.simplygifted.ca](http://www.simplygifted.ca)

ALANA + KELLY  
DESIGN CO.

ARCHITECTURAL TECHNOLOGY  
INTERIOR DESIGN

ARCHITECTURAL  
DESIGN & PERMITTING

INTERIOR DESIGN  
INTERIOR DECORATION

905.873.4993  
[info@alanakellydesign.ca](mailto:info@alanakellydesign.ca)  
[@alanakellydesign](https://www.instagram.com/alanakellydesign)  
[www.alanakellydesign.ca](http://www.alanakellydesign.ca)

**ABOVE:** Custom cabinetry elevates the living room aesthetic and creates a backdrop to display pretty treasures. **TOP RIGHT:** Classic black-and-white tile is a nod to the timeless vibe. **RIGHT:** The built-ins create a focal point and allow the television and components to slide seamlessly into the aesthetic.



**Josette Giacalone**  
Certified Interior Decorator  
& Drapery Consultant

Custom Drapery — 1000's of fabric choices



**SHOWROOM**  
**Appleby Crossing**  
**2500 Appleby Line,**  
**Burlington, ON L7L 0A2**  
*Serving Burlington, Oakville, Hamilton,*  
*Ancaster, Stoney Creek and surrounding areas*  
**Mon-Fri 10-5 • 905-333-8121**  
**[www.coverscanada.ca](http://www.coverscanada.ca)**



**Consultation in your Home<sup>®</sup>**  
**or in our Showroom**  
*\*some conditions apply*



THE PLACE

Decorating your home can be an exciting experience – but overwhelming to many. **Urban Cottage** assists their customers in creating a fashionable home with ease. The higher-end home décor and lifestyle store has everything you need to decorate your space, from unique tableware to custom furniture. The possibilities are endless. “We are not a minimalist shop,” says owner Kim Grosse. “In every nook and cranny there is something exciting, current and for every taste.” Kim and her knowledgeable staff offer expert advice to shoppers – many who travel from afar to discuss their lifestyle with Kim and obtain her help in selecting items that best fit their vision and budget.

DESTINATION SHOP

Urban Cottage is a destination for a vast selection of furnishings and home décor for any style. They recently expanded to include new items in their storefront – Urban Cottage Baby, with trendy organic clothing lines and fashionable baby gifts and Gentleman’s Hardware, a line of unique gift ideas that include hair and skincare products by Barrel and Oak. A large selection of botanicals, tableware, decorative items and more have also been added. Custom orders are also available for sought-after items. “We are a small store, I cannot house everything, but people can come in and order essentially everything for their home here – from custom bar stools and tables to sectionals,” says Kim.



SOMETHING  
*for*  
**Everyone**

PHOTOGRAPHY JASON HARTOG



Kim Grosse, Georgina Jefferson, Nancy Coons & Tracy Edwards

HANDS-ON SERVICE

Kim and her team have created an atmosphere that supports a relaxing shopping experience. For those looking for assistance, Kim says they are thrilled to offer their design ideas and to guide shoppers throughout the store. “Customers often come in and bring photographs of their space and ask us for help decorating,” says Kim. “We will sit down, discuss their vision and budget, then help them shop. We have a lot to offer in our space, so we can really help shoppers focus on what they are looking for.” Kim also offers no fee in-home consultations to clients purchasing items from the store. For daily updates follow Urban Cottage on Instagram and Facebook and subscribe to their newsletter via their website. **OH**

TRENDING

Natural textures and colours are trending throughout the store. Shades of blue, green, black, white and neutral tones, along with stoneware, woods and linens are beautifully displayed.



*Get there*

2 McBay Rd., Brantford  
519.720.6777 | urban-cottage.com

cooking at home

# MANGO COCONUT *Jello*

RECIPE AND PHOTOGRAPHY  
**JENELLE MCCULLOCH**

*HOMEMADE JELLO  
IS A SIMPLE AND  
REWARDING  
SUMMER TREAT!  
THIS MANGO AND  
COCONUT JELLO IS  
MADE USING FRESH  
MANGO PURÉE  
FOR A BRIGHT AND  
FRUITY FLAVOUR.*



## Ingredients

### SERVES 4

- 3 cups mango juice
- 2 packets gelatin or  
4 Tbsp of agar-agar\*
- ½ cup mango purée\*\*
- 1 cup coconut water
- 1-3 Tbsp honey or  
sweetener of choice
- Whipped cream  
for garnish

\*Use agar-agar for a  
vegan-friendly version  
of this recipe. Agar-agar  
does not need to be  
bloomed and can be  
added right into the  
heated juice. Cook for  
5-10 minutes.

\*\*Make your own mango  
purée by blending the  
fruit of one mango.

## Instructions

Bloom the gelatin by  
placing ½ cup of mango  
juice in a bowl and  
sprinkling gelatin on top.  
Wait five minutes until the  
gelatin activates.

In a saucepan over  
medium heat, heat the rest  
of the mango juice, mango  
purée, coconut water and  
honey. Adjust amount of  
sweetener to taste.

Add bloomed gelatin and  
whisk until dissolved.

Pour into four serving  
glasses and let cool in the  
fridge until firm.

When ready to serve top  
with a dollop of whipped  
cream. **OH**

online

Get more recipes  
at [ourhomes.ca/  
blog/recipes](https://ourhomes.ca/blog/recipes)



**ROCKSTELLA**  
STONERY INC.

QUARTZ • PORCELAIN • GRANITE • MARBLE



*Timeless in style...Dependable in  
performance...Exceptional in design*

Rockstella Stonery Inc. specializes in custom  
fabrication and installation of stone projects  
such as kitchen countertops, vanity tops, tub  
surrounds, fireplaces, reception desks, wall  
claddings and more. We have an excellent  
reputation in Hamilton, Niagara and surrounding  
areas for our exceptional customer service  
and rapid delivery of premium quality stone  
products at affordable prices.



1-921 Barton St., Stoney Creek  
905.667.1376 | [www.rockstella.ca](https://www.rockstella.ca)



# 5 TIPS to WASH & FOLD in Style

STORY **FRANKIE CASTRO**  
PHOTOGRAPHY  
**VALERIE WILCOX**

You probably spend more time in your laundry room than you'd like. What if you actually wanted to spend time there? A space that's well-equipped and aesthetically pleasing can make laundry feel less like a chore. Finding that balance can be challenging, especially when considering a household's diverse needs. These are the top five laundry room essentials.

## Location, Location, Location!

Laundry rooms were historically unsightly, utilitarian rooms, usually tucked away deep in the basement where the machines could whirr, hum and buzz all day or night. This placement had its practical purpose, shielding living areas from noise and potential water leaks. But thanks to advances in machine technology and aesthetic design, many modern homes are now putting the laundry room in more convenient locations, near upper-level bedrooms, or adjacent to the kitchen or entryway mudrooms.



## Storage Space

Smart storage is essential to an effective, efficient laundry room design. Customizing under-counter cabinets and uppers are a great option to maximize every inch of space. And while having everything behind closed doors leaves the space neat and tidy, it lacks visual interest. Consider incorporating a combination of open and closed shelving, which allows you to have a few frequently used items on hand and some decorative pieces on display. Ultimately, your storage system should match your needs and personality. If you're naturally messy, closed storage may be better suited to you. If you are neat and highly visual, you may benefit more from open shelving.

**FUNCTIONAL ESSENTIALS:** Bonus elements within the cabinetry design include an ironing board, a shelf for storing baskets and everyday cleaning products, and rods mounted high enough to hang shirts and longer items like dresses. Don't forget to factor electrical outlets and adequate lighting into your design plan.

*Continued on page 66*

# CUSTOM HOME DESIGNS



Architectural Design Studio

Jordan Station Design Co Inc.  
3836 Main St, Unit 2 - 2/3 Jordan Station, ON  
289.668.4588 | [info@jordanstationdesignco.ca](mailto:info@jordanstationdesignco.ca)  
[www.jordanstationdesignco.ca](http://www.jordanstationdesignco.ca)



From contemporary to modern to classic farmhouse, we design them all. No matter your budget, we work with you and your builder to ensure we are designing a custom home specific to your needs and within your financial means.

Contact us today to set up a consultation or for more details about our services.



**Stonex**  
Exceptional. Every step of the way.

## EXCEPTIONAL. EVERY STEP OF THE WAY.

We're the top fabricator and installer of stone surfaces like kitchen countertops, bathroom vanity tops and fireplace surrounds in Southern Ontario. With over 25 years in business, 70,000+ projects installed, and a track record of great customer service, we promise you an exceptional experience-every step of the way.

**STONEX.CA**  
WOODSTOCK | CAMBRIDGE | STONEY CREEK

ST Quartz Bellagio

Counter Space

As a designer, I love a long spacious countertop like the butcher block countertop we used in this design pictured below. As a doer of laundry, I can also attest that ample counter space is great for folding, ironing and organizing, too.

**SPACE-SAVERS:** If your laundry room is tight, there are many alternatives to a traditional countertop that can do the trick. Fold-down counters or tables on casters can create more space and can be moved in and out of the way when not in use. A retracting shelf or rack is another great addition to compact spaces. Installed beside the washer and dryer, or tucked between a stacked washer/dryer unit, this pull-out surface is a convenient and unobtrusive place to rest your laundry basket as you load and unload your machines.



Large Laundry Tub

While still available on the market, the oversize utility sink has gone by the wayside, making way for more modern options in various materials that match durability with style. For example, look for under-counter mounted sinks in stainless steel or acrylic porcelain or other hard-wearing materials that are made to last. Regardless of the specifics, make sure the sink is large and deep enough to hand-wash your delicates, soak your dirty shoes or give Fido a good scrub.



Some Style!

A laundry room is a great place to try out the latest design trends you've been coveting. Since this is typically a smaller room that isn't open to the living areas, it's a great place to be bold and introduce some colour. Try a patterned wallpaper or tile, or test out a trending hardware style, such as matte black or one of the brightly texturized, coloured hardware options.

Ultimately, it's important to take stock of what you're trying to achieve in your laundry room and ensure that you have a solution to simplify each task. And don't forget to have a little fun with it. Separating the whites from the darks is boring enough without a dull beige wall staring at you! **oh**

Award-winning kitchen and bath designer Frankie Castro is the Creative Director and founder of Square Footage Custom Kitchens & Bath Inc.

BUY THE YARD  
INTERIORS

VISIT  
OUR NEW  
WEBSITE AT:  
buytheyardinteriors.com

VISIT US • 19-73 WILSON STREET W ANCASTER  
(905) 648-7979

Beth Maricic  
DESIGN

Designing beautiful and purposeful spaces that  
reflect your needs, lifestyle & budget.

BETHMARICICDESIGN.COM | INFO@BETHMARICICDESIGN.COM



Eden Tile-It  
CARPET | TILE | HARDWOOD | VINYL

www.tileit.ca

4060 Fairview Street  
Burlington  
905.632.8066

3727 Hwy # 6  
Mount Hope  
905.679.5669

5490 Harvester Road  
Burlington  
905.634.9244



The spacious great room with a large plush sectional is the family's favourite gathering spot.

*poetry in*  
**MOTION**

STORY **DENISE WILLSON** | PHOTOGRAPHY **JASON HARTOG**

There is a popular saying: It takes hands to build a house, but only hearts can build a home. For the owners of this Niagara beauty, this saying rings true. Their partnership with **Darren Hendriks** and his crew at **Homes by Hendriks** was nothing short of poetic.

**“DARREN AND HIS TRADESPEOPLE** put their hearts and souls into our build,” say the homeowners. “We couldn’t have imagined a better outcome.”  
They were in good hands. Homes by Hendriks has been building award-winning luxury homes for more than 60 years. The multi-generational business, started by Darren’s grandfather in 1961, has

earned a reputation for honest professionalism over the years.  
“We’d heard of Homes by Hendriks before we decided to build our dream home but had never worked with Darren or his trades,” the homeowners add. “After we saw a few houses they’d built and discussed the basics with Darren, we appreciated the quality workmanship and his candor with the process.” *Continued on page 70*



**LEFT:** The modern MasterGrain front door by Penner Building Centre welcomes you into the foyer. **ABOVE:** Isaak Wiebe, site supervisor for Homes by Hendriks. **BELOW:** The Homes by Hendriks team Jozina ter Harmsel, Mary Gasbarrino, Karley Tyminski, Greg Jonah, Debbie Gillen, Darren Hendriks & Yvonne Hendriks.



They found the entire Hendriks team was experienced at bringing their vision to life.

“While we were very involved in the decisions, we listened to the expertise they brought to every detail, flawlessly tying everything together.” The homeowners met with each trade individually to better understand the large array of supply options. And as the trades and Darren’s team worked as one, everyone shared the same mindset and vision.

While the family didn’t relocate from another city, they adored the fantastic view of the escarpment and pictured a home with more space to enjoy holidays surrounded by loved ones. The 6,180 sq. ft. home, designed by **Santy Yeh** of **Designs by Santy**, and the additional 3,308 sq. ft. lower level, pool house and landscape were planned, executed and completed simultaneously to suit their love for hosting. “We treasure hosting the holidays, entertaining friends and enjoying family spaces inside and outside,” say the homeowners. “We use our house in its entirety.”

Everyone gathers for laughter and fun in the billiards, hobby and games rooms. For wine connoisseurs, there is a wine-tasting bar and wine cellar – enclosed by **Glass Inc.** The lower level also boasts a large lounge area for watching movies and a gym.



**ABOVE:** The exterior was designed to be an extension of the family’s living space. Plenty of windows were added to offer year-round views of outdoor gathering spaces, gas fire features and the in-ground fibreglass pool. **LEFT:** Crown mouldings and coffered ceilings define gathering spaces while flowing from one room to the next.

“The open-concept main floor is our favourite feature,” say the homeowners. The kitchen, great room and dining room blend without the need for walls or posts, and the soaring 10-foot ceilings create height. Crown mouldings by **RJM Construction** and **CroMade Custom Cabinetry** and coffered ceilings define gathering spaces while flowing from one room to the next. “We love the big windows, the open space and how the light saturates everything.” **Benjamin Moore** Cloud Cover was used on most surrounding walls, ceilings and built-in cabinets.

The kitchen combines a mix of creamy white cabinetry, glass doors and open shelving centred by a quartz waterfall island that seats four. “The quality of the cabinetry and millwork is outstanding,” say the homeowners. CroMade constructed the cabinetry and built-ins throughout the home. Adjacent to the kitchen is a four-season sunroom with dining for the entire family. The prep kitchen and walk-in pantry were designed to easily receive groceries and supplies through the mudroom.

Continued on page 72

home & builder

Blond-white oak flooring from **Aristocrat Floors** was chosen for its neutral look, and in combination with the white walls, allows the furniture, artwork and décor to take centre stage. Complementing the flooring is the coordinating staircase by **Enzokhan Ltd. Stairs & Railings** and elegantly lit by a multi-bulb fixture by **Elm Ridge Lighting & Interiors**.

The custom wood windows, supplied by **Penner Building Centre**, were stained black to contrast the simple backdrop and draw the eye to the panoramic view. Interior doors and trim were supplied by **Turkstra Lumber** and installed by **Steinhaus Construction** and **Relic Fine Carpentry**. *Continued on page 74*



A kitchen designed for cooking and entertaining. Classic white cabinetry combines with glass doors and open shelving for a warm yet modern feel. **ABOVE LEFT:** The prep kitchen, walk-in pantry and mudroom were connected to help contain supplies and mess. **ABOVE RIGHT:** A quartz waterfall island expands the kitchen's workspace, hides appliances and supplies comfortable seating for four.

*elegant living* | Decorating and Home Staging Services

- COLOUR CONSULTATIONS • SPACE PLANNING • INTERIOR REDESIGN
- REAL ESTATE STAGING SERVICES • FURNITURE SELECTION | DRAPERIES
- BEDDING | CHILDRENS ROOMS • 1 DAY MAKEOVERS • SEASONAL DECOR ITEMS

2023 TOP 3 INTERIOR DESIGNERS & DECORATORS IN NIAGARA FALLS

ask me about Home Staging

SERVING NIAGARA REGION

Over 81% of home buyers find it easier to visualize the property as their future home when it's **Elegant Living** staged!

ideas  
ELEGANT LIVING DECORATING

**Liz DiTomaso**  
289 668 7018  
elegantlivingdecorating@gmail.com  
elegantlivingdecorating.ca

CELEBRATING 20 YEARS IN BUSINESS

*Elm Ridge*  
LIGHTING

389 Barton St, Stoney Creek (at Millen Road)  
905-664-1912 [elmridgelighting.com](http://elmridgelighting.com)

dreaming of home ... your character, your style

new homes

baths/kitchens

renovations

additions

HOMES BY  
**HENDRIKS**  
Inc.  
Since 1961  
LUXURY CUSTOM HOMES AND RENOVATIONS

Visit our website to sign up to receive design inspiration, updates & more directly to your inbox!

905.563.7681    [www.homesbyhendriks.com](http://www.homesbyhendriks.com)

72 | ourhomes SUMMER 2023

The modern staircase by Enzokhan Ltd. Stairs & Railings winds its way down to the lower level entertainment area and up to the bedrooms above. The stairs are elegantly lit by a multi-bulb fixture by Elm Ridge Lighting & Interiors.

“While the interior of this home is gorgeous, I am most proud of the exterior,” says Darren. “The combo of materials and elevation creates a stunning symmetry.” The creamy-grey natural limestone was found at **Burnstein Brick**, and the front-entry profile limestone from **Allstone Quarry Products**. The sunroom off the back was clad with board-and-batten and the walk-out back porch, surrounded by gas fire features, was designed for year-round use. While the homeowners liked the look of copper roofing, they weren’t fond of the green patina that comes with time and oxidation. The Hendriks team recommended a leaded copper alternative by **Architectural Copper & Sheet Metal Ltd.** that will someday lose its sheen but won’t turn green.

The build started in 2021 and took a year-and-a-half to complete. “Every time we popped by to see the progress, we always felt the drawings were being followed to perfection,” say the homeowners.

*Continued on page 76*

“WE LOVE THE BIG WINDOWS, THE OPEN SPACE AND HOW THE LIGHT SATURATES EVERYTHING.”

## Free Shop At Home Service

BLINDS ≡ SHADES ≡ SHUTTERS ≡ DRAPERIES

HunterDouglas

GRABER.



We make the entire experience easy and convenient as we bring the showroom to you with our **FREE in-home service**.



905.354.7447  
teresa@arrayblinds.ca  
arrayblinds.ca

*Family run business with over 25 years' experience.*

mcvendryes.ca

## DISTINCTIVE LIGHTING CONCEPTS

905.984.8727

40 Scott St W,  
St Catharines

Shop online at:  
[distinctivelighting.net](https://distinctivelighting.net)



We are here to help you choose  
your style at Niagara's Finest  
Lighting Showroom



“I encourage all homeowners to look at the whole property, not just the house,” says Darren. “Everyone saves time and costs when the trades and builder work together. We figured out the new septic system, pool, pool house and landscaping before a shovel hit the ground.” Over a thousand truckloads of soil were brought in to meet city requirements for property topography. **Narellan Pools** installed the in-ground fiberglass swimming pool and **LandArt** created all outdoor spaces and landscaping.

When asked for advice from others considering a new-home build, the homeowners say, “Do your homework and take the time to choose the right builder. Design the house you want and plan it functionally so every element meets your lifestyle. Put the effort in upfront so there are no surprises, then enjoy the process.”

Building a new home is a huge undertaking, so partnerships are vital. “Homeowners put a lot of faith in us,” says Darren. “By being great participants in the process, they give us wonderful conditions to put our all into a project.”

This home was built with hands and hearts. Poetic indeed. **OH**



**ABOVE LEFT:** A barrel ceiling and textured brick wall are unique design details in the en suite.  
**ABOVE:** The walk-in closet of your dreams. Custom closets and open shelving lend plenty of storage to the main-floor primary suite.  
**LEFT:** A spacious walk-in glass shower is a favourite feature in the en suite.

**Aristocrat ... where good design appears effortless.**

**unique flooring / innovative design / endless possibilities**

**— ARISTOCRAT —**

**aristocratfloors.ca / 256 Bunting Rd, St. Catharines / 905.682.2672**



**FIRSTinCOUNTERS**  
**G R A N I T E**

**QUARTZ • GRANITE • MARBLE**  
905-899-STONE (7866)  
WWW.FIRSTINCOUNTERS.CA

72000 REGIONAL ROAD 24 ( VICTORIA AVE ) WAINFLEET, ON. - ( LOCATED AT THE CORNER OF REGIONAL ROAD 24 & 27 )

# HOW MILLENNIALS ARE REDEFINING SUSTAINABLE LIVING

Millennials have matured,  
and so has their approach to  
sustainable living. Picking up the green  
torch and leading the way, this generation  
dares to define a new style of green living  
that balances personal responsibility with  
mental health – and the result is a  
sustainable lifestyle that feels good  
and gets results.

For other millennials, activities outside the house are a more meaningful pathway to sustainability.

"I group my errands together so I can drive less," says Meadow

For Meadow – and for many millennials – depressing headlines and discouraging politics do not offer enough reassurance to feel super hopeful about the planet’s future. As the parent of a young child, Meadow finds that a single personal commitment provides the psychological stability and integrity to move forward.

Green living is not about changing the

Quietly and conscientiously, millennials are driving the green revolution by aligning their personal habits with sustainable lifestyle choices. Millennials are showing us that we can live like there's hope for the future.

**LOT8: Loaf Bag - 100% Linen Bread Bag**

Repeat again, aligning another area of climate anxiety with your values by changing a small personal habit. **OH**

# CREATIVE *covers*



PHOTOGRAPHY **JASON HARTOG**

## THE PLACE

Owned and operated for more than 35 years, **Covers Canada** is proud to be 100 per cent Canadian. Step inside and peruse a range of quality brands, including Hunter Douglas, Alta (Shade O Matic), Maxxmar, SunGlow, Somfy and more. They also manufacture Prestige, their own Covers brand. Products are measured and made to fit windows for a truly custom look. A seasoned team of designers and decorators will help you choose products that fit your style and budget.

## UNIQUE FACTOR

Peruse the wide variety of products on display at the showroom with Vanessa Baddeley, a certified interior decorator. You can also take advantage of the in-home services offered by interior decorator Josette Giacalone. She can help recommend products and source fabrics tailored to each client's needs, and the workroom is equipped to fabricate draperies and shades for each project's unique specifications.



## TRENDING

Wave drapes continue to be popular. The luxe look of pinch-pleated drapes is seeing a resurgence in popularity. They can be hung on double rods with a sheer drapery to filter the light in a room. Pinch-pleated stationary panels are a great way to frame a window and complement furnishings. Fabrics in bold colours and patterns inject style and personality into a space.



## COOL AND CONTEMPORARY

Automated blinds and drapery rods are becoming a new standard. Cost-effective wands are a budget-friendly motorized option. Clients with Smart Home Automation enjoy the functionality of Control4 and other automation systems. Light can be controlled with a simple tap on a phone or tablet. Add motorized rods on high windows for effortless operation of drapery. Roller blinds in stylish colours offer function and beauty.

## THE DIFFERENCE

Window coverings are an opportunity to make a home energy efficient. Controlling light filtering into a room can reduce the costs of heating and cooling. Covers offers many sustainable solutions in fashionable fabrics and operating systems. **oh**

## Where

2500 Appleby Line, Burlington  
905.333.8121 | coverscanada.ca



PHOTO: GILLIAN JACKSON

# what's your DESIGN AESTHETIC?

STORY JANE LOCKHART

Coastal, minimal, Mid-century modern, farmhouse, Bohemian – these are just a few design styles popular today. Type any one of these in a search engine and multiple photos pop up displaying rooms for each look.

But what is a “design aesthetic?” Isn’t it the same as picking a style? In today’s world, it seems like they should be interchangeable terms and “design aesthetic” is simply another way to describe your style, right? In fact, a design aesthetic is a more in-depth understanding of a style. It relates to all elements included in the lifestyle represented by that style, not just the things we see in beautiful photos, like pillows or furniture. It digs deeper than the surface elements. To simplify, a design aesthetic includes not only the décor elements but also how you interact and behave in your space.

For example, if you lean towards a modern design aesthetic, simple furniture shapes and an uncluttered interior would appeal to your sense of style and you would also prefer to own

minimal stuff in general, with clean, organized closet interiors as important as the exterior living space. Design aesthetic is the way you live IN a space as much as the space itself.

A personal design aesthetic represents the authentic you. It captures what you love, rather than a passing fad or design trend that may come-and-go over your lifetime. That’s not to say an aesthetic won’t change as we age – it should change, as it represents our true self. As we evolve and re-evaluate our lifestyle over time, our style evolves with us.

How then do we identify our design aesthetic? It sounds a lot harder than just picking a style! The two do cross over, but to really drill down to finding a style that’s meaningful to you, it has to fit your lifestyle.

*Continued on page 84*

## DESIGN FOR YOUR LIFE AND STYLE

### LIVING SPACES | BEDROOM | DINING



**Critelli Modern** has been created to provide you with a uniquely modern approach when furnishing your home. Living spaces are personal and creating them should be an experience to enjoy. At **Critelli Modern** our team is here to help you create truly inspired spaces that are unique to the way you live, relax and entertain.

**CRITELLI'S**  
Furniture • Rugs • Mattress  
126 King Street  
St. Catharines  
(905) 684-8108  
CritelliFurniture.com

**CRITELLI**  
**MODERN**  
FURNITURE  
169 St. Paul Street  
St. Catharines  
(905) 682-7600  
CritelliModernFurniture.com



## INJECTING COLOUR

Do you love colour and gain energy from having it applied to walls or furniture? If you do, consider a rustic, coastal or Mediterranean look, as each incorporate colour as a main staple.

## INTEGRATING KEEPSAKES OR MEMENTOS

Do you find comfort in seeing your memories displayed, and photos of family around you, or do you like to collect items from travel as reminders of the past? If so, select a style like countrycore or rustic country that incorporates more surfaces, walls and furniture for display of precious photos and mementos. These styles don't fight your natural preferences and instead easily allow you to incorporate elements that YOU love.

HERE ARE SOME GUIDING PRINCIPLES FOR SELECTING YOUR PREFERRED DESIGN AESTHETIC.

## LOOK AT YOUR SPACE

Do you like open spaces, high ceilings and light walls, avoiding the feeling of being closed in? If the answer is yes, look for design aesthetics that incorporate this feel, such as modern, Mid-century modern, farmhouse modern or architectural. These styles all share light-painted walls, light floors, minimal decoration, large windows and lots of lighting, all of which create the feel of open space (even if your home is not big and open).



## FINDING WARMTH

Does wood add warmth and a casual element you've always loved? If so, select an aesthetic that heavily incorporates both casual living and wood touches to it naturally. This would include a coastal or rustic look, even cottagecore or lodge. Each of these styles use wood as a main expression, whether light or dark and would fit your overall design aesthetic.

These principles offer simple examples of how to reverse engineer the style question to become "what are things that make me happy and that I want to experience every day in my space?" Once you know this answer, look at photos to see where your preferences fit within the millions of images of spaces available today.

Upon choosing a design aesthetic that captures how you want to live and feel, start building your style from there. And, of course, make it your own. All of these aesthetics can mesh into your own style, which is entirely the point! **OH**

Jane Lockhart is an award-winning designer, colour expert, TV personality, author and the principal designer at Jane Lockhart Design.



Sprague Interiors Inc.

Creating beautiful spaces for living your best life!

- FULL SERVICE DECORATING AND DESIGN •
- RENOVATIONS AND NEW BUILDS •



2 Lake St, St. Catharines  
905.687.2192 info@spragueinteriors.ca  
www.spragueinteriors.ca



Your imagination is our template and the possibilities are endless!

KITCHENS . VANITIES  
WALL UNITS & MORE




Newly redesigned 2,750 sq. ft.  
showroom, coming August 1, 2023:  
4300 Drummond Rd, Niagara Falls

10-2895 St. Paul Ave, Niagara Falls, ON  
905.358.8913 | www.milestonemillwork.com

GRAHAM  
&  
Brooks

Unique furniture and accessories for your home, including bed and bath, paint, lighting, and gifts.

Your destination for salvage and antiques, upholstered furniture and carpeting.



*Curated. Not Decorated.*

64 Hatt Street, Dundas ON  
289.238.8618 • grahamandbrooks.com

# get set for THE SEASON



Sound advice and expertise for your next home project.

## KENNEDY + KENEL

At Kennedy + Kenel, we believe that homes should be more than just a place to live. They should be a reflection of your lifestyle, values and aspirations. That is why we are dedicated to building homes that are not only functional and practical, but also visionary and inspiring.

### INDUSTRY LEADERS

We're leaders in the high-performance home industry, with a deep understanding of the latest technologies and techniques in net zero, passive building and sustainability. We use this knowledge to create homes that are both energy-efficient and environmentally friendly, while also providing a healthier living environment for you and your family.



Geoff Kennedy & Jason Kenel

JASON HARTOG PHOTOGRAPHY



### EXCEPTIONAL SERVICE

We are more than just experts in our field. We are also passionate about what we do. We believe that every home we build should be a work of art, a masterpiece that combines form and function in a way that is truly awe-inspiring. We take pride in our work, and we're dedicated to providing exceptional service to our clients at every step of the process.

Continued on page 88

# COMMON PURPOSE DESIGN

Common Purpose Design specializes in residential interiors and is committed to infusing every project with functional practicality and unique personality – tailored specifically to our clients. We take the time to truly understand our clients’ goals and aesthetic preferences, which allows us to leave the cookie cutter behind and create bespoke interiors that are both beautiful and functional.

YOUNG GLASS PHOTOGRAPHY



## WITH YOU FROM START TO FINISH

Our fresh perspective and love of character homes is evident in our projects. Starting on day one, we work hard to understand your pain points, lifestyle and functional needs, ensuring that the foundation of the design is strong. We will take you through concept to completion on construction and decorating, and cross the finish line by your side.



YOUNG GLASS PHOTOGRAPHY



ROSE DERAMO PHOTOGRAPHY

Laura Dorrington

## FRESH AND TRENDING

After years of the all-white kitchen, pared-down minimalism and the need for environmentally-friendly design, we are seeing a shift towards New Transitional. This design style doesn’t focus entirely on blending new and old in individual pieces. Instead, it works to blend modern elements with vintage or antique pieces. This helps to keep quality pieces out of the landfill and encourages the use of skilled trades who can help restore an old piece back to life. New Transitional is a nod to British or Low-Country design, where homes feel collected over time and through the generations. With this design style, we are applying those same principles, but infusing fresh personality while encouraging high-quality materials to create a design that will last a lifetime.

# TIMBER FRAME SOLUTIONS INC.

Timber Frame Solutions Inc. is a full-service timber frame construction company based in Niagara-on-the-Lake and Fenelon Falls. We provide customers with the highest quality timber frame structures, including: gazebos, front porches, great rooms and more. We use the highest quality Canadian-grown timbers, state-of-the-art design technology and the traditional art of timber frame joinery.

Each project is custom designed with our unique design software – engineer-approved for building permits, and ready for production in our workshop. All our timbers are prepared with dovetail or mortise and tenon joinery with oak peg dowels, and stained with the highest quality materials to minimize checking. We install our structures on site quickly and waste-free.




## OUR SPECIALTY

We specialize in doing things right the first time. Building and installing stunning structures that will be standing for your grandchildren’s children to enjoy. You won’t be finding screws and nails in our structures.

Continued on page 90

Matt Pettay, Mark Williams, David Letkeman, Ryan Henley & Lucas Parente



JASON HARTOG PHOTOGRAPHY

## FUTURE PROJECTS

In 2023, we are finding that our customers are wanting the cottage experience in their backyards. No driving for hours, just their own private paradise outside the back door. Timber Frame Solutions can give you that!

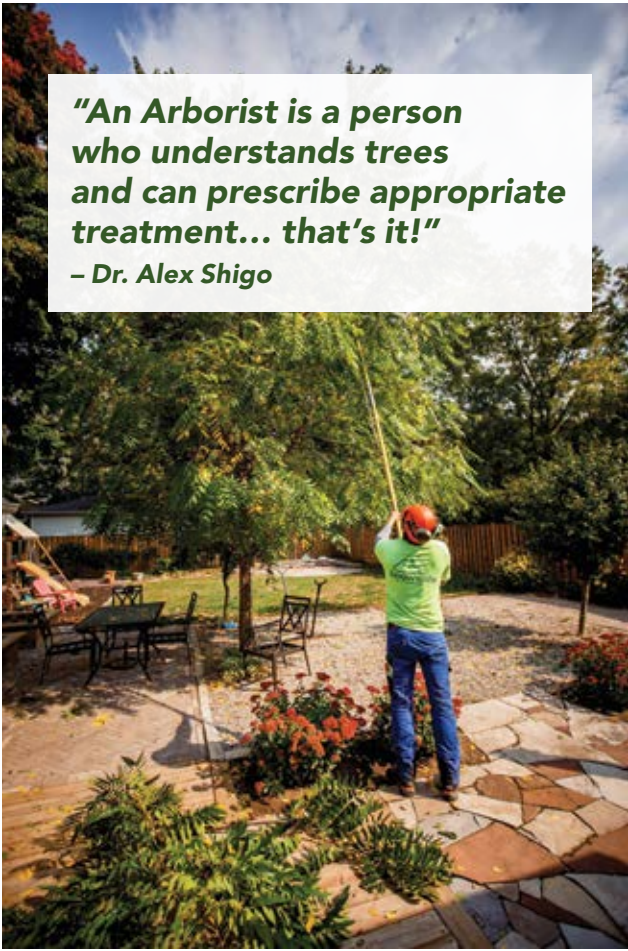


# ARBORWOOD TREE SERVICE INC.

The Arborwood team is passionate about tree care. Beyond skills development and tree expertise, our focus is on customer service excellence. Providing you the best tree-care service possible is integral to what we do – safety, integrity and professionalism.



Noah Frigault & Andrew Hordyk



**"An Arborist is a person who understands trees and can prescribe appropriate treatment... that's it!"**  
– Dr. Alex Shigo



## UNIQUE SERVICES

We offer organic tree care, insect and disease suppression and control, tree fertilization, pruning, tree removal, stump grinding, arborist reports and tree preservation plans for pre-and-post construction. In the area of tree preservation, we also provide state-of-the-art tree sonar and pull-test equipment to determine the structural integrity of your tree.

## IMPORTANT EDUCATION

Understanding the value of hiring not just a certified arborist but the right arborist is vital to preserving the health of your trees. Some don't understand the importance of tree dynamics and energy dampening. This leads to improper pruning and irreparable trees. Breaking through the challenge of educating the value of trees as a living organism is the key to proper pruning and care.



Jennifer Smitas, Laura Chiappetta & Shannon Evink

## CURRENT TRENDS

The integration of smart technology into wet spaces is popular, especially Kohler's touchless kitchen faucets, digital shower systems and intelligent bidet toilets. We also love the trend of dual finishes in faucets from companies like Brizo and Kohler, and the integration of new accent materials, including wood, concrete and mother of pearl.

# THE ENSUITE BATH & KITCHEN SHOWROOM HAMILTON

The Ensuite Bath & Kitchen Showroom Hamilton is a space for your plumbing visions to come to life. The showroom features regularly updated and working displays with a variety of finishes and fixtures. Our knowledgeable team guides you through the showroom one-on-one, helping you select quality products that fit your budget and needs while achieving the look and feel you desire. We are happy to assist with projects of all sizes, from a kitchen sink to a full custom home from rough-in to finishing.



## UNIQUE SERVICES

We act as a bridge between trades professionals and homeowners to ensure selections are beautiful, accurate and functional. We provide picture-based quotations that include detailed specifications, which is a helpful tool for homeowners and professionals. Our working shower space allows clients to feel the quality of their shower prior to purchase and see a wide variety of showering experiences, such as the Kohler Real Rain.

# LET IT RAIN ROOFING AND HOME RENOVATIONS

Let it Rain Roofing and Home Renovations has been proudly serving the community for 34 years. With multiple awards under its belt, Let It Rain provides best-in-class roofing and home renovation services throughout Toronto and the GTA.

FRONT: **Bruno Levesque, Mario Levesque & Gary Fenwick**  
BACK: **Chanelle Lafrance & Anna Stepkoff**



JASON HARTOG PHOTOGRAPHY

## WORKING WITH CLIENTS

When dealing with clients, they listen. “Our staff works with honesty, integrity and makes sure our clients are informed of the process from start to finish,” says Bruno Levesque, president of Let it Rain.

Starting out as a roofing company, they quickly learned that adding home renovations to their services would complement the business. Due to customer demand, they have become a one-stop shop and can do anything from a full roof installation to renovating a bathroom or building a deck.



JASON HARTOG PHOTOGRAPHY



## ADVICE

When choosing a roof, clients should consider factors such as climate, cost, durability, maintenance, style, energy efficiency and the roofing contractor’s reputation. Let it Rain sets itself apart with its certifications and workmanship backed by warranties registered with manufacturers.



JASON HARTOG PHOTOGRAPHY

# LOFTY AMBITIONS

Lofty Ambitions has been serving Hamilton and the surrounding area for over a decade. Our specialty is contemporary furniture and décor for your living and dining room. Our focus is on custom and Canadian-made sofas, sectionals, accent chairs, dining tables, dining chairs and stools. We also offer a selection of modern décor, including art, area rugs and tabletop. We are all about choice, and believe that whether it’s a sofa or a tea towel, you should never have to settle for something you don’t truly love.



Elizabeth Marshall

JASON HARTOG PHOTOGRAPHY

## UNIQUE SERVICES

Like many furniture stores, we feature several display models in store for you to try. However, we don’t expect you to settle for whichever one is close enough – they are merely a starting point. We want to know: what doesn’t work? Is the seat too deep or too shallow? Would you prefer three seat cushions instead of two? Are the arms too wide or too low? You control all these elements, and more. Finally, when it’s time to choose your upholstery, you’ll have hundreds of options. Beyond our classic greys and creams, we offer a true rainbow of colours.

## CURRENT TRENDS

Trends can be fun to follow. If you’re loving the textured bouclé fabrics that are popping up everywhere, we’ve got those (and not just in cream). If you’re digging the timeless Mid-century modern aesthetic, we’ve got you covered (it continues to be one of my favourite styles). If you’re following the shift from cool grey as the go-to neutral to a warmer greige or even cream, we have all those new shades. However, our favourite trend is being true to yourself, and your style. It’s why we do what we do. It’s what custom furniture is all about.

Continued on page 94



## F. INGHAM CONSTRUCTION COMPANY LIMITED

We are a full-service renovation contractor serving Niagara since 1952. Our experienced team specializes in residential and commercial renovations and restoration. Whether you are looking to build or update an entire home, office space or focus on a kitchen, bathroom or outside living space renovation, our team will work with you to bring your vision to reality.

### UNIQUE SERVICES

We are a full-service construction company that can handle any project for both homes and commercial spaces – big or small. What makes us unique is that we treat our clients’ homes and properties as if they were our own. Any type of project you need to complete, we can handle it.

### EXCITING PROJECTS

We are currently working on some really exciting projects throughout the region. One is a custom design-and-build in-law suite in Wainfleet. The other is a design-and-build custom home and full landscape in Fenwick. Custom home office spaces are still on the rise, including spaces within a home or exterior-style offices placed in the side or rear yard. Working from home isn’t going anywhere and we have the vision to create a positive, inviting workspace for our clients

Upcoming innovative projects include custom ICF projects for multiple applications including: basement foundations, full exterior walls, custom insulated year-round pools and spas and custom insulated planter boxes that can provide year-round produce.



**Mark Chumley**

## STONEY CREEK FURNITURE

Founded in 1969, the team at Stoney Creek Furniture has always had talent for finding unique furnishings for their customers and a passion for providing great service. To this day, we source one of the best selections anywhere. We partner with industry leaders who, like us, share a commitment to quality, innovation and sustainability. We always strive to furnish our customers’ dreams.

### QUALITY CUSTOMER SERVICE

Our people have always been our competitive advantage. From the time you walk into our store to the time our delivery team leaves your home, you will be cared for by well-trained, experienced individuals committed to service excellence.



**BACK: Sampson Timykgolou, Cassandra Novosel, Melissa Cameron & Jim Fee FRONT: Cathy Bozikis, Tracy Lawther, Daxa Panchal & Paul Gee**



### FRESH AND TRENDING

We tend to focus on a variety of classic lifestyles that are less likely to trend out. This is due to the duration in which our furnishings last. We love that eco-friendlier furnishings are trending, specifically made-in-Canada pieces. Aesthetically, we adore nature-inspired designs, lighter woods, stone and earthy elements. In upholstery, we have plenty of texture-rich fabrics. We find colours are trending to more natural tones – touching on beautiful moody blues and greens, cognac leathers and, of course, noir as an accent.

*Continued on page 96*

# JOHN BOLDT BUILDERS

John Boldt started his building business in 1966. The company is dedicated to being a true custom homebuilder. Dan Duerrstein, John's son-in-law, has been responsible for providing individual attention to each home for more than 35 years. Clients have come to depend on his dedication to detail and quality, constructing homes from concept to completion. Through innovative design techniques, your ideas and concepts for your new home become a reality. Experienced and trusted tradespeople work together with Dan to provide consistent superior craftsmanship. Construction is done on one of the company's lots or the client's own lot, in the city or the country. They also provide a 15-year quality, price and completion guarantee. At John Boldt Builders, clients not only see their custom homes built, but their dreams realized.



Dan & MaryAnne Duerrstein

## UNIQUE SERVICES

We are a turn-key operation and we go above and beyond to get the job done. Each job receives individual attention. New lots are hard to find, so many of our latest builds have included removing an old house to make way for the new dream home. Though at times we run into challenges, we always utilize the same tradespeople to provide consistency, integrity and superior craftsmanship.

We have a 138-point checklist on our website to help people determine what they are looking for and give an idea of cost to each individual. Most people don't have a set of drawings, so we take time to sit down and hear their ideas and put them on paper. The last plans we drew up were from a rough sketch drawn on the back of styrofoam dinner plates! We are now building this home in Crystal Beach.

## CURRENT TRENDS

New trends are coming in the flooring sector. With the addition of glue down vinyl plank flooring, we can achieve a very durable floor that will last for many, many years. **OH**



### Hello Summer

Urban Cottage, your fashion forward lifestyle store, has everything you need – Home Decor, Art, Gifts, Furniture, Pillows & Throws, Jewelry, Baby Clothing, Barware, Glassware, Kitchenware, Dining and Entertainment.



## urban cottage

### life style store

2 McBay Road, Brantford | 519.720.6777 | [urban-cottage.com](http://urban-cottage.com)

Please follow us on Instagram @urban.cottage to view new inventory



# COMMON PURPOSE

## DESIGN



### Timeless, unpretentious, liveable design.

[WWW.COMMONPURPOSEDESIGN.COM](http://WWW.COMMONPURPOSEDESIGN.COM) @COMMON.PURPOSE

SEE OUR DIRECTORY FOR ALL CONTACT INFORMATION.

# STRATEGIES FOR First-Time HOME BUYERS

STORY **CONNIE JESKE CRANE**  
ILLUSTRATION **SHEILA BRITTON**



“Will I ever own a home?” These days, more than ever, this is a question that keeps many Canadians up at night. For would-be home buyers weary of pounding the pavement, and for young people (and concerned parents) looking ahead, Canada’s housing market is daunting.

**THE LAST FEW YEARS**, fuelled by inflation, interest rate hikes and lack of supply, an affordability crisis extends well beyond hotspots like Toronto and Vancouver.

Is there any recourse? We looked at some government initiatives and contacted Gary Taitt, a broker with RE/MAX Hallmark Realty Ltd. in Toronto. While there’s no magic solution, creative longer-term strategies can be very helpful for many first-time buyers. Here’s a closer look:

## DOWN PAYMENT REALITIES

Understanding Canada Mortgage & Housing Corporation requirements is a crucial first step. (Hint: you may need more of a down payment than you think.) Talking with a lender can help buyers get clear on how much they need to save.

For example, the Financial Consumer Agency of Canada states, “If your down payment is less than 20 per cent of the price of your home, you must buy mortgage loan insurance.” At the same time, “Mortgage loan insurance isn’t available if the purchase price of the home is one million dollars or more.” It means many first-time buyers are constrained to stick under that million-dollar price.

Gary says due to lofty requirements, even dual-income buyers with healthy salaries can struggle with a “down payment problem.”

## GOVERNMENT INITIATIVES

As for financial assistance, Gary says, “The government’s come up with new incentives to help first-time buyers.”

This April, among several initiatives, Canada introduced a First-Time Home Buyers’ Tax Credit (HBTC), plus a registered First Home Savings Account (FHSA). The FHSA allows first-timers to save up to \$40,000 tax-free towards down payments – and unlike RRSP Home Buyers’ Plans, funds don’t have to be repaid.

Provincially, Ontario first-time home buyers may qualify for a land transfer tax rebate.

## FAMILY HELP

Where possible, asking for family help is an increasingly common strategy for younger buyers. According to a recent CIBC report, almost one-third of first-time buyers get financial help from family for down payments.

On the ground, Gary says, “I see that way more now, where people get money from the bank of mom and dad.”

## CREATIVE STRATEGIES

Finally, by necessity, today’s first-time buyers can apply other can-do strategies:

**Smaller centres** – Choosing to buy outside of Canada’s priciest centres can boost affordability. As Gary says, “If you’re living in Toronto, it may seem daunting, but if you’re living in Calgary or Ottawa, you just need a really good plan.”

**Fixer uppers** – While many buyers gravitate towards magazine-perfect “showpiece” homes, Gary says the “junky houses, the fixer uppers” are where buyers can find lower prices and add value.

**Condos** – In this niche, Gary says, “Now it’s kind of flipped where buying a new condo costs more.” Currently Gary sees more resale condos available and says for first-timers, these can be more affordable and easier to upgrade. “They only really have to do flooring, kitchen and bathroom.”

**Co-ownership** – Slowly gaining traction in Canada, Gary feels this strategy works for some, citing three buyers he worked with who bought a large house together in Toronto. “They held it for four years and by the end of it, they sold and each made enough for their down payments and moved on to their own houses.”

**Finding tenants** – Becoming a landlord during the early stages is another route Gary is seeing. “I would live in a basement and rent out the upstairs until my principal came down.”

## MINDSET

In Canada, Gary has seen affordability concerns rising for 10 years or so. “I started hearing it when my kids were around eight or nine. ‘Oh, they’ll never be able to afford a house’ and parents say these words.”

Challenges aside though, Gary believes in a solutions mindset, and in the lasting value of home ownership. “Real estate values double every 10 years, give or take,” he says, and encourages buyers to have a vision not just of today’s challenges but of where they could be five or 10 years down the road. **OH**

## BY THE NUMBERS

**40** **\$40,000** is the maximum first-time buyers can contribute towards a home purchase via Canada’s new tax-free First Home Savings Account (FHSA) (up from 20 per cent in 2015)

**43** **43 per cent** of Canadians aged 20-34 own their home (30 per cent lower than other age groups)

**36** **36** is the average age of first-time home buyers in Canada

**30** **30 per cent** of first-time buyers in 2021 received financial gifts towards a down payment (up from 20 per cent in 2015)

**82** **\$82,000** was the average down payment gift received by first-time buyers in 2021 (up from \$52,000 in 2015)

(SOURCES: MONEY.CO.UK; STATSCAN; CIBC; REVENUE CANADA)

## Let’s find the best mortgage that suits you!

**DIFFERENT TIMES CALL FOR DIFFERENT MORTGAGE SOLUTIONS**



**For over 20 years we’ve been connecting Canadians with the best mortgages!**

**We have the technology to service all your needs from our home to yours.**

**It’s never been easier!**

**Lisette Amalfi** Mortgage Broker  
Lic #13121

**APPLY ONLINE:** [themortgageyouwant.com](https://themortgageyouwant.com)

**Contact us with any mortgage questions!**



**Direct: 905.529.1199**  
**Toll Free: 877.529.1199**  
**lamalfi@mortgagealliance.com**  
**8 Sydenham Street, Dundas**

HEAD OFFICE: 8 Sydenham St, Dundas L9H 2T4 | An independently owned and operated franchise of the Mortgage Alliance network.

## Looking for a Refresh?

Now’s the perfect time to update your space with fresh new paint & flooring!



**Contact Us Today for a Free Estimate!**

**Giura Brothers**

**Painting | Renovations | Restorations**

**FAMILY OWNED & OPERATED | EST. 1954**

**6553 Orchard Avenue, Niagara Falls, ON L2G 4H4**  
**T: 905-354-5182 • E: [info@giurabrothers.com](mailto:info@giurabrothers.com)**

**[WWW.GIURABROTHERS.COM](https://www.giurabrothers.com)**

# DIY Beaded OUTDOOR CHANDELIER

THIS BEADED CHANDELIER MAKES A CHARMING ADDITION TO YOUR OUTDOOR SPACE. ITS SUBTLE CANDLELIGHT WILL PROVIDE AMBIENCE ON WARM SUMMER EVENINGS.

PROJECT AND PHOTOGRAPHY  
TARA CHATTELL



## Materials

Two 14-inch wood hoops  
4-inch wood disk at least ½-inch thick (we used a coaster)  
4-inch wood hoop (we used the inside of a small embroidery hoop)  
Strong adhesive  
72 small screw eyepins, around 10-by-5mm in size  
Six screw eyepins 17mm in size  
Hanging planter chain that includes a hook and connector.  
Three pieces 6 ½-inches long.  
Three pieces 11-inches long.  
One piece 13 inches, or longer if needed, with a hook at one end and a connector piece at the other (you can cut or piece together sections of chain to obtain the length needed)



Gold spray paint suitable for outdoors  
Strong fishing line  
Wood beads in various sizes (we've used 360 6mm, 360 8mm, 144 10mm, 144 12mm, 144 14mm, 144 16mm and 144 20mm)  
Flameless outdoor candle

## Tools

Pencil  
Tape measure  
Small handsaw  
Four to six clamps  
Small piece of cardstock or paper  
Drill with bits to match the eyepins (if you don't have a drill bit small enough for the 5mm eyepins you can use a dremel rotary tool)  
Bench vise  
Pliers  
Scissors

## How-To


**1.** Start by cutting a small section from one of your 14-inch hoops, so that it fits inside the other hoop. Apply adhesive around the inside of your larger hoop. Place your cut hoop inside, then clamp the hoops together in multiple spots and allow to dry completely. You will have a thicker, sturdier hoop to work with.



**2.** Measure the outer circumference of your hoop and divide that number by 36 to determine how far apart each 5mm eyepin will be. Make yourself a small paper template with a few pre-measured sections drawn on it. Use the template to make little marks with a pencil on the surface around your hoop where you'll be attaching the eyepins. You should have 36 equally-spaced pencil marks.



**3.** Drill small pilot holes at all the pencil marks on the hoop and use pliers to screw in 36 5mm eyepins. These will be for hanging one end of the bead strands.



**4.** Measure the inside circumference of your hoop and divide that number by three. Mark three equally-spaced spots with your pencil on the inside of the hoop. Place the hoop in a bench vise and drill pilot holes for the larger eyepins at each mark. Screw in three 17mm eyepins. These will be used to attach some chain.

**5.** Now you're going to repeat this process with the wood disk (coaster). Measure the outer circumference of the wood disk and divide that number by 36. Make another paper template with a few pre-measured sections drawn on it and use it to make 36 pencil marks around the edge of the bottom flat surface of the wood disk.

**6.** Drill small pilot holes at all the pencil marks on the surface of the wood disk and use pliers to screw in 36 5mm eyepins. These will be for attaching the other end of the bead strands.

**7.** Using the outer circumference of the wood disk again, divide that number by three and make pencil marks at three equally-spaced spots around the outside of the disk. Place the wood disk in a bench vise and drill pilot holes for the larger eyepins at each mark. Screw in three 17mm eyepins. These will be used to attach some chain that will connect this wood disk to the 14-inch wood hoop.



**8.** With the adhesive, glue the small 4-inch wood hoop to the top surface of the wood disk, clamp them and allow to dry completely. This will be the holder for your flameless candle.

**9.** Coat your completed wood pieces, chain, hook and connector piece with gold spray paint and allow to dry. Once all the pieces are dry you can assemble the frame of your chandelier.

**10.** Hang the longest piece of chain by the hook from something such as a garment rack, shower or curtain rod. This will make it easier to work on your chandelier. Attach the three 11-inch pieces of chain to the connector piece that is at the bottom of your long piece of chain. Using your pliers, attach the other ends of the three 11-inch chains to the larger eyepins on the inside of the wood hoop, making sure that the side with the 36 smaller eyepins is facing down.



**11.** Using your pliers again, attach the three 6 ½-inch pieces of chain to the three larger eyepins on the inside of the wood hoop. Then, attach the other end of each chain to the three larger eyepins on the outside of the wood disk, making sure that the side with the 36 smaller eyepins is facing down. Your chandelier frame is complete!

**12.** Now you're ready to start stringing some beads. You'll need 36 strands of beads, approximately 14 ¾ inches in length, with the larger beads starting at one end and gradually transitioning through the varying sizes to the smallest beads on the other end. Each strand consists of four 20mm, four 16mm, four 14mm, four 12mm, four 10mm, 10 8mm and 10 6mm beads.



**13.** To make a beaded strand, cut two pieces of fishing line 25-inches long (we're doubling up on the fishing line to make the strands stronger). Put the two pieces of line together and tie a double knot about five inches from the ends. This will leave enough extra line to tie the strand to the chandelier frame once the beads are on. Working from the open ends, separate your pieces of line and string one piece through one of your largest beads and push it all the way down to your knot. Bring the two pieces of line back together and string the remaining beads over both pieces of line until you reach the second-last bead. Separate the line pieces again and string one piece through the last bead and then bring the line pieces back together and tie tightly with another double knot. Stringing them this way prevents the beads from sliding off the line at the ends. Repeat this process until you have 36 beaded strands.


**14.** Tie a beaded strand, beginning at the end with the larger beads, to one of the small eyepins around the bottom of the large wood hoop. Take the other end of the strand, with the smaller beads, and tie it to a small eyepin on the bottom of the wood disk. Repeat this process until all the beaded strands are attached to the frame.



Hang your chandelier in a covered outdoor space and add your flameless candle to the centre. Grab a cold drink, sit and enjoy your beautiful creation! **OH**

# the NEW WAY TO SHOP

PHOTOGRAPHY JASON HARTOG



## THE PLACE

Sustainability has become paramount in the furniture industry. Retailers now play a crucial role in moving towards a greener future. **Interiors by Better Shade** has made a commitment to the future, working with Canadian manufacturers that create long-lasting, affordable, custom furniture designed to withstand years of living. Their team is also debunking the myth that custom furniture is unattainable to the average shopper, filling their two-storey showroom with furniture and décor that works for every budget. And as they enter their 68th year, offering great prices, variety and service, you can trust they know what customers want.



## DESIGN SERVICES

One-on-one design consultations are available in-store or on location. Melissa Rey, furniture manager and lead designer, says these consultations go hand-in-hand with purchasing custom furniture – guaranteeing that your individual piece will work in your space. “A lot of people say ‘I’ll know it when I see it,’ but the chances of finding exactly what you are looking for is rare,” says Melissa. “With custom, I can make the furniture happen.”



## FURNITURE FOR EVERY BUDGET

The showroom houses bespoke pieces in-stock and made-to-order that don’t require you to take out a second mortgage to purchase. Their team shares a passion for well-made furniture and showing customers that furniture is so much more than something you quickly buy off a shelf. And though you may spend slightly more on custom, you are investing in pieces that will last much longer. “There is a huge misconception that custom means outrageously priced,” says Melissa. “This is not true – it can be affordable and quality.”

## NEW PRODUCTS

Joining the showroom are manufacturers dedicated to the unique consumer. These products span from high-tech massage chairs to customizable reclining chairs and sofas, which are entirely built, assembled and wired in Canada. “They are the most customizable piece we have ever had – with a six-week delivery time,” says Melissa. Also new this year are customizable dining sets, a designer-level rug manufacturer – offering thousands of rugs in every size – and outdoor patio sets, available in multiple fabrics, with quick delivery. Samples and swatches are available in store to make the shopping even easier. **OH**



## Get There

469 Glendale Ave., St. Catharines  
905.227.4555 | interiorsbybettershade.com



#### ROCKSTELLA STONERY INC.

The experts at **Rockstella Stonery Inc.** are industry leaders when it comes to providing premium services and affordable prices for any kind of granite or quartz countertops. We're committed to crafting a totally custom and one-of-a-kind piece that's perfect for your home or workspace. Years of experience and our vast knowledge of stone allows us to create the perfect solution for you. You give us your vision, and we can help you achieve it!

We like to refer to the unique style and design of our stone options as 'affordable luxury'. With so many options to choose from, whether you're considering marble, granite, porcelain, or quartz, you can transform your cosy kitchen into a gleaming palace.

Whatever your choice, you'll find an option that will stand out in your home or place of work and will endure for ages. Our countertop selections are timeless in style, dependable in performance, and exceptional in design. The immense beauty of this natural stone is undeniable, and its longevity adds home equity value, making it a truly positive investment.

**1-921 Barton St,  
Stoney Creek  
905.667.1376  
rockstella.ca**  
*(Please see ad on pg 63)*



#### BETH MARICIC DESIGN

At **Beth Maricic Design (BMD)**, we use our impeccable integrity and expertise to design a creative, yet purposeful space that reflects our client's needs, lifestyle and budget.

The environment and sustainability are at the core of all of our designs. Choosing products and eliminating waste is a part of our mission to ensure that we are doing our best to reduce our environmental impact.

BMD strives to make the renovation and design process one that's both enjoyable and stress free for our clients. With over 15 years of experience in the industry, our team provides tremendous value to your project including the following:

- We offer a complete turn-key project from start to finish, including all construction drawings, renderings, sourcing and stylizing at the final phase
- Our clients have access to exclusive furniture and finishings
- Our clients can feel stress free with our team doing the work
- We use a detailed step-by-step approach so that your project stays on time and on budget
- Our thoughtful and timeless designs will add tremendous value to your home and for you to enjoy for years

Check out our newest addition to BMD, an online store with curated and sustainable finds by Beth!

**bethmaricicdesign.com  
18 Short Rd, Unit 4, Dundas  
289.238.9968  
@bethmaricicdesign**  
*(Please see ad on pg 67)*



#### SIMPLY GIFTED

**Simply Gifted** is a new, locally owned and operated gift shop, located at 491 Brant Street in Burlington.

We proudly offer a unique selection of locally-inspired, Canadian-made products and brands. Many of our products are made right here in Burlington! – from stationery, home décor, bath and body, novelty items, plants, kids and pet products and so much more! **Simply Gifted** also carries an amazing greeting card selection that is sure to keep you coming back for more.

In addition to our gift shop, we offer a variety of workshops in our fully accessible workshop studio. Ever thought about doing pottery? Resin pouring? Creating your own candle scent? We are here to help make that happen! Up-to-date workshop information is on our website [www.simplygifted.ca](http://www.simplygifted.ca), or follow us @simplygiftedburlington or even better, come visit us in store!

At **Simply Gifted**, we believe that every single person is creative...we are all born with gifts and talents that are unique to who we are. Creativity connects us to ourselves and our community, it can nurture a sense of togetherness and provides a healthy outlet for life's daily stressors. Creativity is meant to be fun, joyful and inspiring...so, whether you are looking for that perfect unique gift or you are looking to explore your own creative side, come check us out! **simplygifted.ca**  
**@simplygiftedburlington**  
**491 Brant St, Burlington  
905.333.5583**  
*(Please see ad on pg 59)*



#### ROCAR RENOVATIONS

**Rocar Renovations** is a full service residential and commercial renovations company with an incredibly strong track record and a commitment to excellence. **Rocar Renovations** has established itself as a reliable choice as a true one-stop shop! With their experienced architects, designers, and tradespeople, they easily handle everything from A-Z, while keeping it all in house!

As their countless testimonials indicate, communication is key. They understand the importance of listening to their clients' needs and ideas. By involving homeowners in the decision-making process, **Rocar Renovations** ensures that the final result aligns with their vision. They pride themselves on providing regular updates and maintaining open lines of communication throughout the project, fostering a positive working relationship with their clients.

**Rocar Renovations** understands the importance of completing projects within budget and on schedule. They provide detailed cost estimates and timelines upfront, ensuring transparency and avoiding unexpected surprises. Their efficient project management allows them to always meet deadlines, without compromising on quality, giving homeowners peace of mind throughout the renovation process.

Choosing **Rocar Renovations** means choosing a partner that will transform your home with expertise, reliability, and a focus on customer satisfaction.  
**905.928.3918**  
**@rocarrenos**  
*(Please see ad on pg 24)*



#### STONEX

**Stonex** is Southern Ontario's award-winning custom countertop and stone company.

We're the top fabricator and installer of stone surfaces like kitchen countertops, bathroom vanity tops and fireplace surrounds in Southern Ontario. With over 25 years in business, 90,000+ projects installed, and a track record of great customer service, we promise you an exceptional experience – every step of the way.

**TOP-NOTCH SERVICE. ALWAYS!**

Our knowledgeable, friendly sales and service people take the time to ensure your questions are answered. Plus, we make selecting, ordering and installing easy.

**THE ABSOLUTE BEST SELECTION.**

Choose from the largest in-stock selection of stone, hand-picked from around the world. Visit one of our 3 convenient showrooms – including Ontario's largest.

**SUPERIOR QUALITY & TURNAROUND.**

From templating to fabrication in our state-of-the-art on-site facility, rigorous 5-point quality check and efficient order processing system, we will deliver a flawless countertop or stone surface.

**NO, YOU AREN'T TOO FAR AWAY.**

Our installation and maintenance service covers the widest area of any stone company in Southern Ontario. **For more information, visit [stonex.ca](http://stonex.ca)**  
*(Please see ad on pg 65)*



#### ARCANA WINDOWS AND DOORS

As an industry leading supplier and installer, **Arcana Windows and Doors** is committed to providing the best fit solution for every project to meet every client's unique needs. Whether you are thinking of creating your dream home or just needing some advice on replacement, our knowledge and 30 years of experience will help you find the perfect outcome.

Through smooth and transparent communication and a customer centric approach, we strive for 100% client satisfaction, building trust one project at a time with your comfort and happiness being our goal. No project is too small or too big. We work closely with our clients to understand and deliver the best solution for each project to fit their wants, needs and budget.

We are licensed, insured, and a member of the Siding and Window Dealers Association of Canada (SAWDAC) and recipient of multiple awards, including HomeStars Best of Awards 2023 (winner 5 times) and "The Best Windows Installation" Award in Quality Business Awards 2023.

Let us help you build the ideal space by bringing the outside in and join our list of repeat **Arcana** clients who are happy to refer us to their friends.

Experience the **Arcana** difference!  
**35 Sunnyhurst Ave #3,  
Hamilton  
289.799.3610  
arcanawindows.com**  
*(Please see ad on pg 111)*



#### STRATFORD SUMMER MUSIC

**Stratford Summer Music**, an annual multi-week music festival that presents multiple events featuring 100+ artists, is set in indoor and outdoor venues throughout downtown Stratford, Ontario. With an artistic vision to produce, to the highest standards possible, an annual program of diverse and exciting musical performances by local, provincial, national and international artists and to provide the widest possible range of musical genres on our stages, **Stratford Summer Music** exposes audiences to a standard of musical excellence difficult to find outside large urban centres.

For the 2023 season, **Stratford Summer Music** has an outstanding line-up of artists, with the famous blend of musicians you already love and some you'll surely love upon first "hear"! From the Opening Night Gala – Affairs of the Heart – to the grand finale featuring the world-famous John Pizzarelli, it is a season people will be talking about for years to come! Here's the wide breadth of what **Stratford Summer Music** offers: Music for kids (and kids of all ages), music for the community, music for the heart and the soul, and this year even music for chocolate!

You're sure to have the most unforgettable musical experience at **Stratford Summer Music 2023**.  
**519.271.2101  
stratfordsummermusic.ca**  
*(Please see ad on pg 33)*



#### FENCE PANELS NIAGARA

**Fence Panels Niagara** offers quality handcrafted fence panels for your next project. Whether you are a contractor, homeowner or developer, our pre-made panels will help save you time and money.

Our panels are locally built in the heart of Niagara. There are different styles and sizes available including privacy, good neighbour, horizontal, and privacy deluxe.

If you are looking for timeless privacy panels, inquire about our powder coated aluminum panels, available in eight styles and multiple colors. These make a great addition to any deck, patio, walkway or outdoor enclosure. Panels can be installed on aluminum or wood posts. Custom sizes are always available to order. Some styles in stock now!

Aluminum and glass railing systems offer maintenance-free solutions to your railing needs. Glass, pickets, and other styles are available. There are multiple colours to choose from.

**Contact us today and let's get started. Visit our website today to learn more!**  
**289.438.2537  
fencepanelsniagara.com**  
*(Please see ad on pg 25)*

# a home for the GENERATIONS

Three generations together in one home is the fastest-growing household type in Canada, according to Statistics Canada.



STORY TIFFANY MAYER | PHOTOGRAPHY JASON HARTOG

**MICHELLE AND DARREN MOORE** check another census box entirely when it comes to extended-family living: four generations in one home.

One newly renovated home to be exact, to create communal and individual living spaces that could accommodate the couple, their two growing children, Michelle's aging parents, and most recently, her 94-year-old grandmother.

Four generations was not always the plan. For years, it was only three generations living together; the Moores having bought their Ancaster two-storey after the couple invited her parents to live with them when their son Evan was one. But in 2021, when the couple started giving serious thought to updating the home by renovating a few rooms on the main floor, Michelle's grandmother decided she, too, would move in. Accessibility and ensuring an updated space that is



both livable and enjoyable for all generations quickly became a greater focal point.

A few rooms became an entire overhaul led by builder **Robert Armstrong**, owner of **Aberdeen Interiors**. "By far the best people to work with," says Michelle.

"They didn't love the idea of having a stair lift," says Armstrong. "With a large family, they didn't want the challenge of having to work around it and live around it." The answer was installing an elevator to create easy living and mobility for all. It would also add great resale value, especially with homeowners expressing greater interest in features that allow for aging in place, Robert explains.

*Continued on page 108*

**TOP LEFT:** Custom built-ins flank the gas fireplace in the formal living room, designed to showcase family photos and treasures. **ABOVE:** Natalie Kurjancic of Interiors by Natalie and Robert Armstrong of Aberdeen Interiors. **LEFT:** A refreshed staircase from Kenedy Stairs Inc. **OPPOSITE:** The kitchen is both functional and spacious, providing ample room for all members of the family to prep and cook at the same time.



The mudroom was discreetly set at the front of the home with ample storage for coats and shoes. **LEFT:** The 12-seat dining table from Penwood Furniture beckons for family meals. **BELOW:** A floor-to-ceiling wine rack transforms the dining area into a room ideal for entertaining.



Installing the elevator, a two-person car from **Cambridge Elevating Inc.**, required the help of project engineer **Brent Wybenga** of **Park Eight**, who re-envisioned and reworked the existing home layout to make room for an elevator shaft, which would run from the lower level through the main floor, then reaching the upper level closest to the grandmother's suite.

"I said, 'People do that?'" Michelle recalls about discussing an elevator with Robert. "I was looking for some way that she didn't have to go up the stairs. My parents are getting older, so it's great that this will work for everybody."

The best spot for the shaft required relocating the epicentre of the home's plumbing and piping, located in the lower level. Sections of the floor had to be taken down to the dirt beneath the concrete foundation to reroute pipes and ensure structural soundness of the elevator shaft. "We leveraged the knowledge and expertise of Cambridge Elevating to get it right," Robert explains.



Rooms elsewhere in the home had to shift as well. The main-floor bathroom, in the elevator pathway, was replaced by converting a hall closet elsewhere into a powder room to serve the busiest area of the home – the kitchen, dining and living room trifecta.

**Natalie Kurjancic** of **Interiors by Natalie** flipped the kitchen and dining room layout in the new floor plans, allowing Robert to create one large open-concept space that flowed. The kitchen became a functional cooking and meal prep area with generous storage and built-in appliances hidden from view thanks to cabinetry by **LG Woodworking, Inc.** and expansive work surfaces, including an island capped in quartz from **CAPA Granite**.

Two sinks – one in the island – and another tucked under a new bay window from **Arcana Windows and Doors** – make the kitchen work area a more shareable space, with no fear of getting into each other's way. Seating for four at the island and a 12-seat dining table from **Penwood Furniture** beckons for family meals while the addition of a beverage station and floor-to-ceiling wine storage create the ideal area for entertaining. *Continued on page 110*

**ABOVE:** The two-person elevator from Cambridge Elevating Inc. runs from the lower level through the main floor, then reaching the upper-level closest to the grandmother's suite. **ABOVE RIGHT:** Hexagon tile and fun pops of navy give personality to the main-floor powder room. **RIGHT:** A 60-inch fireplace from Eco Efficiency Energy Systems warms the formal living room.



Blended into the kitchen cabinets is a secret doorway to the TV room where Michelle’s mother and grandmother watch sports together. To avoid WiFi getting bogged down by simultaneous streaming, Robert turned to **Martin Lessard** to run thousands of feet of cat cable throughout, including outside.

The door that once served as the exit to the backyard was replaced with a 16-foot lift-and-slide patio door from **House Tune Up**. It serves as the threshold to a stunning cedar pergola that extends living space to the outdoors.


The sunken formal living room off the dining area was updated with built-in lighted shelves, a 60-inch fireplace from **Eco Efficiency Energy Systems**, new furniture, flooring and lighting from **Home Lighting** – all finishes chosen by Natalie to create a cosy spot. Natalie handled much of the design layouts and décor throughout the entire home.

“We just told her what we were looking for and she gave us a couple of options,” says Michelle. “She just knew. It was so stress-free.”

*Continued on page 112*





**ABOVE:** Natalie added individual details and colours to each family member’s private spaces, designing rooms that reflect each unique person’s style and taste.



ARCANA  
WINDOWS & DOORS

A Window To The Outdoors



Committed to providing the best fit solution for every project!

905.526.8544 | sales@arcanawindows.com  
www.arcanawindows.com



Kenedy Stairs Inc.

CUSTOM STAIRCASES & RAILINGS



905.662.4949 | 336 Green Rd, Stoney Creek  
info@kenedystairs.com kenedystairs.com  
 @kenedystairs  kenedy stairs inc



ABERDEEN  
INTERIORS

GENERAL CONTRACTING  
WITH SUPERIOR SERVICE



905.520.9177  
www.aberdeeninteriors.ca



ABERDEEN  
PLUMBING

RELIABLE • LOCAL • EXPERTS



905.520.5992  
www.aberdeenplumbing.ca

“IT STARTED WITH THE KITCHEN AND A COUPLE OF BATHROOMS AND THE STAIRCASE,” MICHELLE SAYS. “THEN IT WAS ‘OH, I’M MOVING IN’ FROM MY GRANDMA.”



An office with built-ins and room for two rounds out the main floor. Up the new staircase from **Kenedy Stairs Inc.**, bedrooms were re-decorated entirely. The elevator, where a linen closet once stood, creates two separate hallways with one leading to the grandmother's suite, equipped with built-in dresser and wardrobe, and the other to Michelle's parents' and son's bedrooms.

More people in the home meant more bathrooms required. The main washroom was divided into two, creating a private bath for the couple's daughter while leaving enough space for a luxurious en suite with fixtures from **The Ensuite Bath & Kitchen Showroom Hamilton**. A new free-standing tub, large glass-enclosed shower and built-ins extend storage in the vanity and create a space that feels as much like a retreat as a space to wash up.

It really has morphed into a home for the generations, Michelle notes.

“It started with the kitchen and a couple of bathrooms and the staircase,” she says. “Then it was ‘Oh, I’m moving in’ from my grandma. The relationship my parents have with our kids is amazing. Their great grandma – everyone gets along. It turned into a huge project but it was worth it.” **OH**

Enjoy a luxurious spa experience at home.



Top brands and the latest trends make for great bathroom ideas at the Ensuite Bath and Kitchen Showroom!

**THE ENSUITE**  
Bath & Kitchen Showroom

Monday – Friday 8am-5pm | [f](#) [ig](#) @Ensuite.Hamilton  
1660 Upper Ottawa Street, Hamilton | 289.309.2284 | [ensuiteontario.com/hamilton](https://ensuiteontario.com/hamilton)

*Appointments are recommended, please contact us today!*

# How to Create a FEATURE WALL

Feature walls come in all shapes and sizes and they all serve a very important purpose – to create a focal point, attract attention and deliver that essential wow factor that no room is complete without.



PHOTO: STEPHANI BUCHMAN



PHOTO: MIKE CHAJECKI

STORY **DIANA ROSE**

## FEATURED FUNCTIONS

The purpose of a feature wall is to catch your eye. Will your feature wall be the focus, or will you use it as a way to highlight another focal point in the room?

A feature wall is a great way to invite attention to existing elements, such as a unique architectural feature or as a dramatic backdrop to a sophisticated fireplace, a fabulous staircase, a powder-room vanity or a prized piece of furniture. You can see how a bold colour or wallpaper selection can complement and underscore the high points throughout the home.

In the absence of an existing focal point, a feature wall can serve as the highlight every room needs. It is an eye-catching yet cost-effective way to make a visual impact.

When choosing your feature wall, consider your view when you enter a room, or in the case of an open-concept area, the view from various points in the space. Which wall is your eye naturally drawn to? What's the first thing you see when you walk in? That's likely to be your target area. Avoid walls with windows and doorways, which can diminish the artistic integrity of the wall itself. Plus, a large blank wall is practically begging for some flair.

*Continued on page 116*

## More Ways To Connect!



### Check out our **DIGITAL EDITIONS**

Local Homes, Local Retailers, Local Trades...  
in your neighbourhood



### Follow us on **SOCIAL MEDIA**



### Sign up for our **NEWSLETTER**

- ✓ Gorgeous Homes
- ✓ Exclusive Giveaways
- ✓ Behind-the-Scenes Access

**ourhomes.ca**  
*celebrating life at home*

## INTERIORS BY NATALIE

NATALIE KURJANCIC Interior Decorator  
905.745.1074 @interiors\_by\_natalie  
nataliekurjancic@gmail.com  
HAMILTON & SURROUNDING AREAS

## FROM CONCEPT TO COMPLETION

Over 915 Custom Homes Built	Superior Quality Craftsmanship	15-Year Quality, Price & Completion Guarantee
-----------------------------------	--------------------------------------	---

*We Build on Your Lot or Ours*

**John Boldt** BUILDERS LTD.  
(905) 682-5958  
johnboldtbuilders.com  
**OVER 55 YEARS**

## THE SOURCE FOR HOME COMFORT

- GAS/WOOD/ELECTRIC FIREPLACES
- GAS/WOOD STOVES
- HEATING
- AIR CONDITIONING
- SALES AND SERVICE

*Offering the finest collection of quality wood and gas fireplace products...since 1975*

316 Brock Road, Greensville (Dundas)  
905.627.4147 • [www.thesourceforhomecomfort.com](http://www.thesourceforhomecomfort.com)

## Advertise With Us



Give your business the benefit of premium exposure and connect, like never before, to our extensive targeted readership!

**Dianne Brown** T: 905.975.0280 E: [dianne.brown@ourhomes.ca](mailto:dianne.brown@ourhomes.ca)  
**Lisa Ormsby** T: 705.607.0411 E: [lisa.ormsby@ourhomes.ca](mailto:lisa.ormsby@ourhomes.ca)

decorating

MATERIAL MATTERS

A little paint can go a long way. When choosing a colour for your feature wall, create contrast. If the room is light and neutral, consider a vibrant or dark colour. If colour graces your walls, look opposite the colour wheel for some options that pop.

This opposite approach works for materials, too. Think glossy meets matte, rustic meets refined, classic meets minimalist – you get the idea. Create an element of surprise with unexpected additions such as metal inlays, upholstered wall panels, eccentric wallpapers and unusual tile patterns. From sleek to rustic, wood is another neutral material for an accent wall that is high impact and goes with everything.



PHOTO: MIKE CHAJECKI



PHOTO: MIKE CHAJECKI




PHOTO: MIKE CHAJECKI

**TRENDING:** Use three-dimensional tiles and marble slabs to create a feature wall that elevates a space by adding texture, colour and movement. There are some truly stunning paintable 3D tiles on the market, which use shadow and light to create an ever-changing effect – from subtle to dramatic, depending on the time of day.



PHOTO: MIKE CHAJECKI

THE OPEN-CONCEPT CONUNDRUM

Open-concept homes have risen in popularity in recent decades, but their proliferation has also brought to light some distinct design challenges. One of these is defining various functional areas within these vast, wall-less floor plans. Adding a feature wall is an effective way to visually differentiate a specific area without closing it off or straying from the overall style of the space. Adding a feature wall behind the dining table creates just enough drama – especially if you’ve taken my advice to leverage contrast! Similarly, a feature wall can also be applied in a front entrance area, in the office or reading nook and in the kitchen, to help visually separate these distinct areas from the others. If you’re planning to create multiple feature walls, don’t finish them with the same treatment. Remember, the goal is to make them stand out. Just be sure to give each one enough breathing room, so they don’t clash or compete for your attention.



PHOTO: STEPHANI BUCHMAN

Perhaps the best part about adding a feature wall is that sometimes it can be relatively easy to do and requires no structural changes. All it takes is some design creativity and a little bravery on the homeowner’s part. But trust me, it’ll truly transform and make for stylish and impactful interior spaces. **OH**

Diana Rose is the award-winning principal and creative director for Diana Rose Design.



DISPLAY MODEL CLEARANCE SALE

Upscale Designs At Well Below Market Price!

Quality Manufacturers:

Hancock and Moore • Stickley • Theodore Alexander • Jonathon Charles • Taylor King  
Maitland Smith • Selva of Italy and Many More!

SAVINGS UP TO  
**70% OFF**  
SELECTED MERCHANDISE



519.744.9590

1373 Victoria Street North, Unit 10 - Kitchener, ON

charterhallfurniture@bellnet.ca | www.charterhallfurniture.com

directory

OUR HOMES attracts the area’s finest businesses to advertise in our pages, and utilize our unparalleled distribution and coffee-table appeal to market their products and services. We’re making it easier for you, our readers, to become educated as you plan your home- and real estate-related purchasing decisions. View these business ads online at [ourhomes.ca](http://ourhomes.ca). The listings below are organized alphabetically by industry.

OUR HOMES is committed to ensuring the businesses below appear under the correct headings. To make a correction, or to have your business listed under more than one heading, please email [dianne.brown@ourhomes.ca](mailto:dianne.brown@ourhomes.ca) or [lisa.ormsby@ourhomes.ca](mailto:lisa.ormsby@ourhomes.ca). To have your business listed in our Home Resource Directory, call us to advertise at 905.975.0280 or 705.607.0411.

ARBORICULTURE/ARBORIST

Arborwood Tree Service, 49

ARCHITECTS/ARCHITECTURAL DESIGN/  
ARCHITECTURAL TECHNOLOGISTS/  
DRAFTSMEN & DESIGN

Alana + Kelly Design Co., 59  
Jordan Station Design Co. Inc., 65

ART/ARTISANS/ART GALLERIES/  
STUDIOS/WORKSHOPS

Hamiltons of Pelham, 33

AUDIO VIDEO/HOME AUTOMATION/  
ELECTRONICS/SMART HOME  
TECHNOLOGY

Thomas TV, 11

AWNINGS/TENTS/SHELTERS

Van Am Outdoor Living, 29

BEDS & BEDDING/MATTRESSES/  
SLEEP PRODUCTS

Covers Canada, 59  
Critelli’s Fine Furniture, 83

BUILDERS

F. Ingham Construction Company Ltd, 57  
Homes By Hendriks, 73  
John Boldt Builders Ltd., 115  
Kennedy + Kenel Ltd., 11  
Rinaldi Homes, 18  
Timber Frame Solutions Inc., 47

CABINETS & MILLWORK/CARPENTRY/  
FINE WOODWORKING/CUSTOM  
FURNITURE

Martin C Vendryes Woodworking, 75  
Milestone Millwork & Custom Kitchens, 85  
Unique Custom Cabinets, 55

CHARITABLE/NON-PROFIT  
ORGANIZATIONS

Habitat for Humanity, 119

CONSIGNMENT

The Millionaire’s Daughter, 12

COUNTERTOPS

First In Counters, 77  
Liquid Quarry, 23

Rockstella Stonery, 63, 104

Stonex Granite & Quartz, 65, 105

FABRIC/UPHOLSTERY/CANVAS

Buy The Yard Interiors, 67

FENCING/DECKS/GATES

Fence Panels Niagara, 25, 105

FINANCIAL/INSURANCE/  
MORTGAGE/INVESTING

Mortgage Alliance Golden Horseshoe, 99

FIREPLACES & STOVES/ACCESSORIES

The Source for Home Comfort, 115

FLOORING

Anderson’s, 45  
Aristocrat Floors, 77  
Barton Bath + Floor, 57  
Eden Tile-It, 67  
The Floor Shop, 123

FOOD & DRINK/RESTAURANTS/  
CATERING/DELI

The Platter Company, 22

FURNITURE & HOME DÉCOR/  
ACCENTS/GIFTS/COLLECTIBLES

Anderson’s, 45  
Buy The Yard Interiors, 67  
Charterhall Fine Interiors, 117  
Country Charm Mennonite Furniture, 16  
Critelli’s Fine Furniture, 83  
Dal’s Home Furnishings, 8  
Graham & Brooks, 85  
Interiors by Better Shade, 20, 21  
Liquid Quarry, 23  
Lofty Ambitions, 35  
Simply Gifted Burlington, 59, 104  
Stoney Creek Furniture, 3  
The Millionaire’s Daughter, 12  
Urban Cottage, 97

GARDEN CENTRES/GREENHOUSES/  
NURSERIES

Connon Nurseries, 13  
Gauld Nurseries, 47

HOME ENTERTAINMENT

Thomas TV, 11

HOME IMPROVEMENTS/RENOVATIONS

Aberdeen Interiors, 111  
Cozy Casa Homes, 33  
F. Ingham Construction Company Ltd, 57  
Giura Brothers Inc, 99  
Homes By Hendriks, 73  
John Boldt Builders Ltd., 115  
Kennedy + Kenel Ltd., 11  
Let It Rain: Roofing &  
Home Renovations, 15  
Rocar Renovations, 24, 104

INTERIOR DECORATING/INTERIOR  
DESIGN/HOME STAGING

Alana + Kelly Design Co., 59  
Anderson’s, 45  
Beth Maricic Design, 67, 104  
Burlington Design Studio, 43  
Common Purpose Design, 97  
Conik Studios Inc., 17  
Elegant Living Decorating, 73  
Interiors by Natalie, 115  
Sprague Interiors, 85

KITCHEN & BATH

Aroma Kitchens & Baths Inc., 35  
Barton Bath + Floor, 57  
CR Technical Woodworking, 43  
Milestone Millwork & Custom Kitchens, 85  
Nine Lives Custom Refinishing, 19  
Oakville Kitchen & Bath Centre, 6&7  
Stonex Granite & Quartz, 65, 105  
The Ensuite Bath & Kitchen  
Showroom, 113  
Unique Custom Cabinets, 55

LANDSCAPE DESIGN & ARCHITECTURE/  
LANDSCAPING/LAWN & GARDEN

Connon Nurseries, 13  
Niagara Waterscapes, 43  
Toronto Artificial Grass, 47  
Tree Amigos Landscaping Inc., 57

LIGHTING

Distinctive Lighting Concepts, 75  
Don’s Light House, 17  
Elm Ridge Lighting & Interiors, 73

MOVING & STORAGE

Organized Transitions, 19

ORGANIZATION/STORAGE

Closets by Design, 2

OUTDOOR FURNITURE/STRUCTURES

Van Am Outdoor Living, 29

PAINTING & DECORATING

Anderson’s, 45  
Benjamin Moore, 14  
Bronte Village Paint & Decor, 14  
Colour Coders & Décor, 14  
Oakville Paint & Décor, 14  
The Painters Place, 14

PAINTING, PRIMING, BLASTING  
& STAINING

Nine Lives Custom Refinishing, 19

PLUMBING

Aberdeen Plumbing, 111  
Barton Bath + Floor, 57

REAL ESTATE

Coldwell Banker Community Professionals –  
Vince Fracassi, 5  
Hodgins Realty Group, 124  
Sam McDadi Real Estate, 27

ROOFING

Let It Rain: Roofing &  
Home Renovations, 15

SOLARIUMS & SUNROOMS

Designer Sunrooms and Additions, 23

SPECIAL EVENTS

Stratford Summer Music, 33, 105

STAIRS/RAILINGS

Kenedy Stairs, 111

STONE PRODUCTS/VENEER

Stonex Granite & Quartz, 65, 105

TILE

Anderson’s, 45  
Barton Bath + Floor, 57  
Eden Tile-It, 67

WINDOW TREATMENTS

Anderson’s, 45  
Array Blinds, 75  
Budget Blinds, 4  
Buy The Yard Interiors, 67  
Covers Canada, 59  
Interiors by Better Shade, 20, 21  
Oakville Paint & Décor, 14  
Smart Shutter Canada, 10

WINDOWS & DOORS

Arcana Windows & Doors, 105, 111  
Doorway Inc, 9

Your used furniture can  
**BUILD HOMES**

Donate your gently used items and  
help provide safe, affordable housing  
for families in Niagara.

[habitatniagara.ca](http://habitatniagara.ca)



arrange your **FREE** pick up!



good taste

# floral ROSE WINE SPRITZER

RECIPE AND PHOTOGRAPHY JENELLE MCCULLOCH

A SPRITZER IS A SIMPLE COCKTAIL MADE OF WINE AND SODA. THIS VERSION HAS A FLORAL TWIST WITH SUBTLE NOTES OF ROSE AND ELDERFLOWER. IT'S PERFECT FOR A SUMMER GARDEN PARTY.



## ROSE SIMPLE SYRUP

½ cup granulated sugar  
½ cup water  
4 to 6 dried roses

Mix together granulated sugar, water and dried roses.

Bring to boil and simmer for five minutes.

Remove from heat, strain and let cool.

## COCKTAIL

½ - 1 oz. rose simple syrup  
1 oz. elderflower liquor  
4 oz. dry rosé wine  
2 oz. sparkling water

Fill a wine glass with ice.

Mix together rose simple syrup (adjust sweetness to taste), elderflower liquor and rosé wine.

Top with sparkling water and stir. **OH**


online

Get more recipes at  
[ourhomes.ca/blogrecipes](https://ourhomes.ca/blogrecipes)



## EXPAND THE ONLINE PRESENCE OF YOUR BUSINESS

INQUIRE ABOUT OUR DIGITAL  
ADVERTISING OPPORTUNITIES



## REACH 500,000+ PEOPLE ONLINE

- SOCIAL MEDIA POSTS
- NEWSLETTER ADS
- SPONSORED ARTICLES
- AND MORE



**ourhomes**  
CELEBRATING LIFE AT HOME

FOLLOW US ON   


finishing touch



PHOTO: JASON HARTOG | SWING: LOGS 4 LEISURE

# Summer SWAYING

Nothing says summer like a porch swing. A place to sip lemonade with family and friends or just relax with a good book. Here are some swings that work for every front porch or patio.



CB2: Grove Hanging Outdoor Loveseat Swing



CB2: Brisa Rattan Outdoor Hanging Lounge Chair



CB2: Zora Black Rattan Outdoor Hanging Daybed with White Sunbrella® Cushions



PHOTO: SANDY MACKAY | SWING: OSPREY MILLWORKS

## FREESTANDING

No covered porch or structure to hang a swing from? No problem! There are many freestanding options out there that come with a frame to hang the swing from.

TIIPU BED: Weatherproof Sunbrella Daybed with Rust-Proof Stand and Waterproof Poncho Cover



ZUO: Bilbao Hanging Chair Grey



HOME HARDWARE: BOND Kitlano 3 Seat Swing - with Shade



HOME HARDWARE: Pressure Treated A Frame Porch Swing

# The Floor Shop

Quality Wood Flooring . . . Since 1989

## WOOD FLOORING SPECIALISTS

Hardwood Flooring lends character and charm to any room in your home or business and best of all—it never goes out of style, and it is simply beautiful! Wood flooring has gone far beyond classic styles of traditional wood-grains. In addition to beauty, our collection of hardwood flooring offers exciting possibilities in a variety of species; oak, maple, birch, beech, walnut, jatoba, hickory, American Cherry as well as colours, widths, finishes and so much more. Since 1989, The Floor Shop, now with three locations in the Greater Toronto Area offers you incredible floors that will last a lifetime.

The Floor Shop has also been featured on several episodes of ‘Holmes on Homes’, the highly revered award winning HGTV program with Mike Holmes. The Floor Shop—your wood flooring specialists for warmth, livability and character.



### MISSISSAUGA

Tel: 905.803.0050 Fax: 905.803.0066  
700 Dundas Street East

### KINGSWAY

Tel: 416.234.0599 Fax: 416.234.9920  
4195 Dundas Street West

### LEASIDE

Tel: 416.421.8588 Fax: 416.421.5477  
154 Wicksteed Ave

WWW.THEFLOORSHOP.COM

(35/5)  
residential commercial




MERCIER  
wood flooring



### LUXURY LIVING IN LORNE PARK AT ITS VERY FINEST

Sequestered on one of South Mississauga's most exclusive courts. Privately nestled amongst stately mature trees & manicured gated grounds this David Small Masterpiece home and resort style pool escape are worthy of international acclaim. Custom built with comfort & enjoyment in mind this home will fulfill and wonderfully exceed all of your family & entertaining dreams.



### UNPRECEDENTED RAVINE RETREAT \$2,999,999

Once in a lifetime signature property befitting none other than her Grand Worship our beloved *Mayor McCallion*. Almost 300ft deep grounds with inground pool, cherished gardens and an entertainers Great Room addition.

Tucked away yet close to all Mississauga has to offer.

### RARE GROUND-LEVEL COURTYARD SUITE \$949,900

Stunning 2 bedroom, 2 bath, +2 walk-outs, spacious resort style outdoor patio space, roof-top terrace, pet wash, amazing gym, social lounges. Prime parking location + EV charger!



### PURE PERFECTION \$4,199,800

Contemporary dream home in a class of its own! Open concept great room, designer kitchen/dining + walkout lower level, glass wine cellar, theatre/home gym, party room and guest suite.

### OFF THE FAIRWAYS! \$2,568,800

Positioned at the end of an upscale court that straddles desirable Credit Valley Golf & Country Club & the Credit River. Entertainer's yard with pool.

### POOL RETREAT! \$1,395,000

Charming 4bdm in sought after neighbourhood. Flex design main flr family rm, dining rm & living rm + eat-in kitchen. Finished bsmnt, walk-outs to pool retreat + play area. Premium 120' wide lot!

### MODERN LUXURY \$2,458,000

Min. to schools, shops & lake. Exceptionally custom built over 2650sq.ft. of magazine worthy living space. 4 bdsm, 4 lux baths, designer kitchen, open concept. Finished basement, walk-up backyard access.



### WALK TO THE CLUB HOUSE! \$1,650,000

Spacious 4 bdsm backsplit with private yard on quiet court steps to Credit Valley Golf & Country Club, shopping, schools & trail. 2 storey foyer, fireplace, amazing home for up/down sizers! 52' Frontage! Sep. side entrance.

### LUX BY THE LAKE! \$1,799,999

Totally renovated top to bottom with a modern farmhouse feel. Luxurious living minutes from the lake. Open concept living, gourmet kitchen o/i family room w/floor to ceiling fireplace. New custom deck and landscaping. Private court. Great schools, restaurants and golf.

### TRENDY JUNCTION LIVING \$1,299,880

Gorgeous model home custom finished to perfection! Stunning open concept main floor, detailed mill work, hardwood floors, glass wall + railings, entertainment wall and gourmet kitchen. 3+1 bedroom, posh primary suite. Newly added 4<sup>th</sup> bath & 2<sup>nd</sup> kitchen in walk-up lower level. Multicar rear parking.

*H*  
**HODGINS**  
REALTY GROUP | BROKERAGE

EXPERIENCE  
THE DIFFERENCE



JAMES HODGINS  
BROKER OF RECORD

905.855.8700

jhodgins@jameshodgins.com

JAMESHODGINS.COM

CELEBRATING  
**35**  
YEARS  
TOP  
**1%**  
IN CANADA

Not intended to solicit buyers or sellers currently under contract with a brokerage.