

SPRING 2020

STYLE ■ COMFORT ■ IDEAS ■ REAL ESTATE

# ourhomes

H A M I L T O N A N D A R E A

## COTTAGE CRUSH



GET YOUR  
**GREEN ON**

DECORATING  
**WITH MAPS**

STYLISH  
**LAUNDRY  
ROOMS**

RENOVATING  
BY *Design*

YOUR HAMILTON-NIAGARA LEXUS RETAILER SINCE 1990

LEXUS | PERFORMANCE LEXUS



# REFINED OVER TIME

THE REINVENTED 2020 LEXUS RX

There's always room for refinement. It's this belief that set the next iteration of the RX into motion. With a striking exterior refresh, standard LSS+ 2.0, cutting-edge technologies including touchscreen display with Apple CarPlay™ and Android Auto,™ the new 2020 Lexus RX is the pinnacle of function and form.

LEXUS  
RX

COMPLIMENTARY VALET SERVICE TO YOUR HOME OR OFFICE\*

PERFORMANCE LEXUS | 262 Lake Street, St. Catharines | 905-934-3336 | 1-800-240-4194 | performancelexus.ca

\*Complimentary valet service to your home or office for as long as you own your Lexus from Performance Lexus. Lexus owners must live in the regions of Hamilton-Wentworth, Niagara, or Burlington, and Oakville. Apple CarPlay is a trademark of Apple Inc. All rights reserved. Android is a trademark of Google LLC. Use of this trademark is subject to Google Permissions.



Jennifer Daniel *Sales Representative*  
905-648-6800 daniel@judymarsales.com www.jenniferdaniel.ca

*Living, Working And Selling In Ancaster...*



*Ancaster's sought after High Park Estates*



(905) 648-6800

www.judymarsales.com

©1988

# Couturier Realty Group Inc.



\$589,900 2301 Cavendish Drive #87, Burlington



\$424,900 22-800 Paramount, Hamilton



\$619,900 109 Glen Hollow, Hamilton



\$510,400 199-30 Times Square Blvd, Stoney Creek

*Your Dream Home?  
We can find it.*



*Mary Couturier*  
BROKER, B.A.

4993 King St,  
Beamsville  
905.979.1715  
marycouturier.ca

THE GREAT



HunterDouglas

SPRING  
SALE

SALNEK'S™  
CUSTOM WINDOW TREATMENTS  
Covering Windows for over 30 years



DUNDAS: 242 GOVERNORS RD. | 905.966.2251  
BURLINGTON: 2202 INDUSTRIAL ST. | 905.320.4811

SALNEK.CA • BARRIE • BURLINGTON • COLLINGWOOD • TORONTO • DUNDAS • MARKHAM

 decorrestore  
Refinish your kitchen with style.



INTRODUCING OUR NEW  
SHOWROOM, THE LARGEST  
SELECTION OF  caesarstone®  
IN THE GOLDEN HORSESHOE!

Visit our Kitchen Design  
Centre featuring Caesarstone  
220 Nebo Rd . Units 1 & 4  
Hamilton 905.381.4269

1163 King Rd . Unit 7  
Burlington 905.632.6465

info@decorrestore.ca  
www.decorrestore.ca

*Life Happens In The Kitchen!*

CONTACT US TODAY FOR A QUOTE



# Interiors By Better Shade

Furniture Draperies and Blinds

905-227-4555

469 Glendale Ave., St. Catharines

@interiorsbybettershade.com



Choose your...

#1 Style

#2 Fabric or Leather

#3 Wood & Metal

#4 Height  
Dining /Counter/Bar Height

## Ontario's LARGEST Chair Gallery!

WE ALSO CARRY:

BAR STOOLS | RECLINERS | SWIVELS | POWER LIFT CHAIRS | ZERO GRAVITY CHAIRS  
WING BACKS | WALLHUGGERS | CHAISE LOUNGES | SOFAS | LOVE SEATS | SECTIONALS

STYLE • COMFORT • IDEAS • REAL ESTATE  
**ourhomes**  
HAMILTON AND AREA

**REGIONAL PUBLISHERS** Jamie Jefferson  
Georgette McCulloch  
**REGIONAL ASSOCIATE PUBLISHER** Laurie Lotimer, 905.516.8933  
laurie.lotimer@ourhomes.ca  
**REGIONAL MANAGING EDITOR** Melissa North  
**REGIONAL PRODUCTION MANAGER** Lynn Derrick  
**MARKETING & ADVERTISING** Laurie Lotimer, 905.516.8933  
**ACCOUNT DIRECTOR** Marie Gallagher, 905.399.0717  
marie.gallagher@ourhomes.ca  
Dianne Brown, 905.975.0280  
dianne.brown@ourhomes.ca

REACH US EASILY: [firstname.lastname@ourhomes.ca](mailto:firstname.lastname@ourhomes.ca)

OUR HOMES is a registered trademark of OUR HOMES MEDIA GROUP INC.  
OUR HOMES Hamilton and Area is published four times a year.

OUR HOMES is distributed to residents of Ancaster, Dundas, Hamilton and Stoney Creek via direct delivery. Copies of OUR HOMES are available for free pick up at high traffic locations throughout the region. OUR HOMES is distributed to select business leaders via direct delivery.

Please send all letters and/or feedback to OUR HOMES Magazine, 25 Elgin St., Collingwood, ON Canada L9Y 3L6. Or email us at [editor@ourhomes.ca](mailto:editor@ourhomes.ca). All letters received are subject to editing for grammar and length.

OUR HOMES MEDIA GROUP INC:

<b>EDITORIAL</b>	<b>PRODUCTION</b>
<b>EDITOR-IN-CHIEF</b> Georgette McCulloch	<b>PRODUCTION DIRECTOR</b> Lynn Derrick
<b>ASSOCIATE EDITOR</b> Kristin Schnelten	<b>PRODUCTION MANAGERS</b> Julia Dempsey, Kelly Donaldson, Marilyn Reid, Tracy Shuttleworth
<b>DIGITAL EDITOR</b> Rachael Havens	<b>OPERATIONS</b>
<b>MANAGING EDITORS</b> Nancy Belgue, Liz Bruckner, Walter Franczyk, Mary Hatt, Cheryl Long, Gina Makkar, Sara Martin, Tiffany Mayer, Georgette McCulloch, Melissa North, Merrilyn Patterson, Heather Wright	<b>MANAGING DIRECTOR, SALES &amp; MARKETING</b> Jamie Jefferson jamie.jefferson@ourhomes.ca
<b>ART</b>	<b>MANAGING DIRECTOR, OPERATIONS</b> Georgette McCulloch
<b>ART DIRECTOR</b> Tara Chattell	<b>ACCOUNT EXECUTIVE &amp; DIRECTOR OF DISTRIBUTION</b> Lisa Ormsby
<b>ASSOCIATE ART DIRECTORS</b> Sheila Britton, Robynne Sangiuliano	<b>REGIONAL ACCOUNT EXECUTIVE</b> Suzanne Strong
<b>DIRECTOR OF PHOTOGRAPHY</b> Jason Hartog	<b>BUSINESS DEVELOPMENT</b> Kelly Craig
	<b>ACCOUNTING</b> Tyler Annette
	<b>ACCOUNTS RECEIVABLE</b> Cindie Tonon

**CONTRIBUTORS**

Tara Chattell, Walter Franczyk, Jason Hartog,  
Kelly Horkoff, Connie Jeske Crane, Sandy MacKay, Dawn McConnell,  
Jenelle McCulloch, Melissa North, Dolores Pian, Melanie Rekola,  
Barrie Robinson, Sean Taylor, Trailhead Designs, Denise Willson

Advertisements and the content, including photos, of advertisements published within OUR HOMES magazine are supplied solely by the advertiser and neither the publisher nor OUR HOMES Media Group Inc. accept responsibility for opinions expressed in advertisements or for copyright issues with regards to photos, advertising copy and advertisements, nor shall they be held liable thereby. By act of reading this publication, all advertisers and readers agree to indemnify and hold harmless both OUR HOMES Media Group Inc., and the publisher thereby. Copyright ©2020 OUR HOMES Media Group Inc. All rights reserved. Reproduction without permission is prohibited.

**OUR HOMES CAN BE FOUND IN THE FOLLOWING MARKETS:**

- Barrie/Orillia/Midland • Grey Bruce • Hamilton • London • Muskoka
- Niagara • Oakville/Burlington/Mississauga • Ottawa • Peterborough
- Southern Georgian Bay • Toronto & York Region • Region of Waterloo
- Wellington County/Orangeville/Caledon • Windsor



# Interiors By Better Shade

Furniture, Draperies and Blinds

905-227-4555

469 Glendale Ave., St. Catharines

@interiorsbybettershade.com



Choose your...

#1 Style

#2 Fabric or Leather

#3 Wood

#4 Mechanism  
(9 to choose from)

## Ontario's LARGEST Chair Gallery!

We also carry: BAR STOOLS | RECLINERS | SWIVELS | POWER LIFT CHAIRS | WING BACKS | ZERO GRAVITY CHAIRS | WALLHUGGERS | CHAISE LOUNGES | SOFAS | LOVE SEATS | SECTIONALS



*oh* HOW I LOVE THIS TIME OF YEAR!

Gardens awakening and birds and trees bursting forth – everything seems possible, doesn't it? I don't know about you, but in my house we plan all the things we want do with these warmer months.

Back in the late 1920s my grandfather and his brother built a cottage. They weren't builders but they were keen, so the result, while small and bare bones, was habitable. It had tiny rooms, an outhouse, no running water and a wood stove for cooking. Nevertheless, my childhood memories of our stays there as a family are nothing short of idyllic. We played in and on the water, walked the railways and woods, and picked berries. In the evenings we played card games and had campfires, with roasted marshmallows of course.

The cottage is no longer in our family (sad face) but my husband and I try to get away to a cottage with our children each summer if we can. With busy lives and an ever increasingly chaotic world, it's a chance for us to hit pause and reconnect with each other and nature. For me, cottage = joy!

This issue we are delighted to share a picture-perfect cottage on Lake Erie (page 24). Art and Bev Enns have made every square foot count, so they can entertain their children and grandchildren with ease.

Perhaps a cottage getaway isn't your jam. In that case, we have you covered, too. Check out the lovely Westdale home renovation on

page 44, meticulously planned for maximum function. With the help of Emanuela Little of Bella Casa Interiors, Dawn Davis and David Harris have created beautiful spaces ideal for their family's lifestyle.

And because it's spring, we are also featuring Waterdown's generations strong Connon Nurseries (page 38). My visit there with photographer Kelly Horkoff was like a mini holiday – so much tranquil green. Now I can't wait to get gardening!

I hope while reading this issue you find lots of creative ideas for making your home and/or getaway your happy place – somewhere you can relax and make cherished memories with those you love.

Warm wishes,

*Melissa*

Melissa North, *Managing Editor*  
melissa.north@ourhomes.ca

Follow us     
Sign up for our newsletter [ourhomes.ca/newsletter](http://ourhomes.ca/newsletter)

**online** Get more at [ourhomes.ca](http://ourhomes.ca)



2020  
Spring Trend:  
SUSTAINABILITY  
(Wise & Unwasteful)

Consign  
your Patio  
Furniture  
now!

Shop here for fabulous furniture and decor on consignment



THE MILLIONAIRE'S DAUGHTER  
*Fabulous furniture*  *on consignment*



427 SPEERS RD, OAKVILLE 289.837.3800 | 272 OTTAWA ST N, HAMILTON 905.543.8000  
40 ENGELHARD DR, AURORA 905.503.9400 | 1436 VICTORIA ST N, KITCHENER 226.647.4777  
**THEMILLIONAIRESDAUGHTER.COM**

**Water Depot**  
WATER AT ITS BEST

WHEN ONLY THE BEST IS GOOD ENOUGH!

CALL US FOR YOUR FREE WATER TEST TODAY


**WATERDOWN** 170 Rockhaven Lane • 905 690 4114  
[info@waterdepotwaterdown.com](mailto:info@waterdepotwaterdown.com)

# CONTENTS

## SPRING 2020



22



44



24

### ON THE COVER

Tour a beautiful Lake Erie cottage ideal for family escapes. Story, page 24. Photography by Kelly Horkoff.

38



16



### LOCAL FEATURES

- 16 **Style Picks** Home and cottage styling made easy.
- 24 **Home & Builder** A family getaway close to home.
- 38 **Spotlight** Go green with Connon Nurseries.
- 44 **Home & Designer** All the right moves in Westdale.
- 62 **People** Home experts in the know.

### DEPARTMENTS

- 8 **Editor's Note**
- 12 **Publisher's Note**
- 14 **Advice** Laundry Room Low Down
- 20 **Crafty Ideas** Stamped Tea Towels
- 22 **Good Taste** A Pear And Ginger Cocktail
- 36 **Cooking At Home** Tart It Up
- 40 **Gardening** Raising Monarchs
- 52 **Focus** 2020 Paint Colours
- 54 **Decorating** Maps For Home Décor
- 68 **Home Resource Directory**
- 70 **Gardening** Houseplants Rule
- 74 **Finishing Touch** Pantone's Classic Blue



# COLOUR OF THE YEAR

## 2020

FIRST LIGHT  
2102-70



VISIT US TODAY:

**Halson Decor Paint & Paper**  
1521 Upper Ottawa St Unit #1  
905.388.9983  
[halsondecorpaintandpaper.com](http://halsondecorpaintandpaper.com)



PHOTO: SEAN TAYLOR

**LOVE YOUR NEIGHBOURHOOD!** There are so many different areas to choose from in the Hamilton area – right downtown, in a quiet subdivision or even out in the country. My friend Pat lives in Dundas and is greeted in the mornings by deer peeking in the back window of her condo, a site that always brings a smile to her face – until they start nibbling on her freshly planted spring flowers.

My winter haven is Savannah, Georgia, especially in early spring. Being there always lightens my day. I love the old homes and quaint squares, friendly neighbours and adventures on my pretty bike.

In one feature home this issue, the Enns family shows us their favourite escape place on Lake Erie, close to work but with a totally different view and feeling. It's quaint, cosy and easy to maintain, yet large enough for the whole family to enjoy. Using local friends and trades, Art and Bev rebuilt their happy place.

Our other feature family downsized, moving to Westdale. They love being able to walk their new neighbourhood and drop in for a coffee at a

local shop. No traffic or hassles, and a wonderful home freshly redone to their liking, using Bella Casa Interiors to help guide them.

Wherever you found your place, new or old, it's easy to make it your own using all our fantastic local shops and trades. Need help? Call the experts! Need a totally new neighborhood? Call one of our fabulous realtors.

Where is your favourite place and how can you make it even better? Read on and you will find tips to create your own happy place. Smile! It's spring and the flowers are coming.

*Laurie*

Laurie Lotimer, Associate Publisher  
laurie.lotimer@ourhomes.ca



Shades of Summer  
landscaping and maintenance

289.237.9940  
shadesofsummer.net

DESIGN CREATE MAINTAIN

fracassi  
&co.



LUXURY REAL ESTATE | INVESTMENTS



HAMLET HEIGHTS, ANCASTER | BUNGALOWS FROM THE LOW \$1M's



f&co.

COMMUNITY PROFESSIONALS, BROKERAGE 318 Dundurn St S • Hamilton ON L8P 4L6 • 905.522.1110  
VINCENT FRACASSI | 905.522.1110 | FRACASSIANDCO.COM





**LINCOLN  
DESIGN  
HOUSE**

Home of  
**LINCOLN FLOORING & DESIGN**



Come Visit our  
Showroom for a  
**HUGE SELECTION**  
of Flooring

• FLOORING • FURNITURE • AREA RUGS • CAMBRIA  
QUARTZ COUNTERS • WINDOW COVERINGS/BLINDS

Now Offering an additional 2000 sq ft  
of Dave's Discount Flooring & more

905.563.0070

**NEW LOCATION:**  
4548 Ontario St, Beamsville ON

[www.LincolnDesignHouse.ca](http://www.LincolnDesignHouse.ca)

MON-FRI 10-6 | SAT 9-4 | SUNDAY Closed

Family owned & operated...Just a phone call away  
Servicing the Lincoln, Grimsby & Surrounding Area



advice

# LAUNDRY Day

Does laundry need to be a dull and mundane activity? Give your clothes the extra attention they deserve by designing a laundry room you actually want to work in. Here's some great advice to make laundry day a little easier and a lot more fun.



Interior Designer  
**Dolores Pian**  
shares her ideas.

## LOCATION, LOCATION, LOCATION

While the basement is still the most popular place for laundry rooms, the lower level has risen above its former dungeon status by using good lighting and well-appointed cabinets.

### And in what other spaces can we find laundry facilities?

**The kitchen** – European kitchens have housed laundry appliances for decades. Tucked away inside cabinetry, they share common elements, such as sinks and countertops.

**The bathroom** – Sliding barn doors allow access to appliances while items can transition in and out of your closets.

**Tucked away in the second-floor hallway** – Most of the laundry originates on this floor. Using an otherwise unproductive corridor for access to the washer and dryer keeps laundry close to its point of origin.



**Mudrooms or back door entry areas** – Combine these hardworking spaces with other wet functions such as a pet-washing station. Slushy winters, wet pool parties and wet doggies produce wet clothes and towels, making washing and drying them more efficient.

Wherever your laundry room is, the finishes need to coordinate with the kitchen, bathroom and the rest of your home's stylish design.

## WHAT OTHER ITEMS LIVE IN THE IDEAL LAUNDRY ROOM?

- Deep apron sink for pre-soaking or hand-washing delicates and sweaters.
- Drying racks, sliding or drop-down, for delicates and sweaters.
- Ironing boards and a clothing steamer.
- Hanging rods – accordion or stationary.
- Roll-out hampers and baskets for pre-sorting laundry.
- Spray attachment for spot treatments.
- Bright, dimmable, warm-white LED lighting.
- Brooms, vacuums and cleaning supplies.

## KEY FUNCTIONAL CONSIDERATIONS

Seasoned contractor Dan Robinson has this advice for laundry room construction:

Build an accessible washer outlet box, which hides pipes and keeps hoses neat.

Vent piping to the outside with minimal bends and turns to prevent lint build-up and dryer fires.

Install a bathroom fan to minimize humidity.

Use solid pipe rather than the white flexible accordion type. This enables you to push the washers and dryers closer to the wall for a tighter installation.

Build a false wall or enclosure to hide piping from view.

Have a contractor install your washer and dryer. They'll minimize the big gap at the back. Others may pay less attention to space requirements.

Ventless dryers are a great option, too.

Above all else, maintenance is important. Lint builds up over time, blocking vents. Clean your vents regularly!

## A SPECIAL, UNCOMMON TOUCH


Add some panache to your unique laundry experience.

Consider making the laundry area an integral part of the house with window treatments, wallpaper, plants (they'll love the humidity), outdoor area rugs, glamorous pendant fixtures and the same gorgeous materials for counters, backsplash and flooring, making it Instagram- and Pinterest-worthy.

Style and function are always in fashion. Even for the humble laundry room. **OH**



Imagine your home,  
totally organized!



Walk-in Closet

Custom Closets  
Garage Cabinets  
Home Offices  
Wall Beds  
Wall Organizers  
Pantries  
Laundries  
Wall Units  
Hobby Rooms  
Garage Flooring  
Media Centres  
and more...

**40% Off** Plus Free Installation

40% off any order of \$1000 or more, 30% off any order of \$700-\$1000.  
Free installation on any order of \$600 or more. Expires in 30 days.



Garage Cabinets

**SPECIAL FINANCING  
FOR 12 MONTHS!**  
With approved credit. Call or ask your  
Designer for details.



Home Office

Laundry

**Closets  
byDesign**

Call for a free in home design consultation and estimate

**1-877-563-7799** OHM

[www.closetsbydesign.ca](http://www.closetsbydesign.ca) Follow us on


Locally Owned and Operated. 2019 © All Rights Reserved. Closets by Design, Inc.



# READY SET *bloom*

PHOTOGRAPHY **KELLY HORKOFF**

Whether you're reawakening your cottage or just looking to introduce some cottage styling, we've found some fun spring picks, all available locally.



Give your kitchen a facelift with a cabinet refresh. Colour is in for 2020!



**1 AFTICA DECOR**

**Interior Paints**

Update your rooms with a fresh coat of paint. Just the names of these Benjamin Moore paints from their Aura line evoke warmer days and happy times – Green Hydrangea, Sundress and Indi Go-Go.

54 Wilson St. W., Ancaster  
905.648.2420 | afticadecor.com

**2 THE MILLIONAIRE'S DAUGHTER**

**Mugs**

Bring our great northern Canadian landscape indoors with a set of four fine bone china mugs featuring reproduced paintings of Group of Seven artist Lawren S. Harris. Care for a cup of coffee or tea, anyone?

272 Ottawa St. N., Hamilton  
905.543.8000 | themillionairesdaughter.com

**3 DECORRESTORE**

**Cabinet**

Give your favoured piece a new look with lacquer-based refinishing by decorrestore. This cabinet, revived in Sherwin-Williams Naval, is exquisite. And the champagne bronze hardware – oh my! They do whole kitchens too.

220 Nebo Rd., Units 1 & 4, Hamilton  
905.381.4269 | decorrestore.ca

**4 ELM RIDGE LIGHTING & INTERIORS**

**Fan**

This windmill-inspired ceiling fan from Monte Carlo, with weathered oak blades, is gorgeous. Includes an LED downlight and six-speed remote control with a contemporary brushed-steel finish. That's cool!

389 Barton St., Stoney Creek  
905.664.1912 | elmridgelighting.com

**5 PAUL ELIA STUDIO GALLERY**

**Artwork**

You've seen his work on these pages before. That's because we can't get enough of Paul Elia's prints, where he digitally integrates his photography with illustration. Seen here, a limited edition giclée print of Hamilton's All Souls Church.

1167 Cannon St. E., Hamilton  
905.296.8850 | wrecovery.com

**6 NEST**

**Garden Stakes**

Add a touch of whimsy and colour to your garden before everything is in bloom. Dundas's own sculpturist Trevor McIntyre, of Imagine Metal Art, creates unique steel art pieces. We love the light play.

171 Locke St. S., Unit 2, Hamilton  
905.979.6378 | nesthamilton.com

*Continued on page 18*

style picks

7



8



9

**7 EDEN TILE-IT**

**Flooring**

Durability is the name of the game here, whether it's the plush Serenade shag carpet from Tuftex, Unicomm Starker's striking Brazilian slate collection or Twelve Oaks' wishbone luxury vinyl flooring. Each comes in a range of colours.

3727 Hwy. 6, Mount Hope  
905.679.5669 | tileit.ca

**8 BARNBOARDSTORE**

**Shelf**

Created from reclaimed oak threshing boards with a backing of mixed-colour authentic barnboard, this shelf is as handsome as it is functional. Yes, railway spikes! Check out their canny floating shelves, too.


1044 Cannon St. E., Unit C, Hamilton  
647.667.2102 | barnboardstore.com

**9 STONEY CREEK FURNITURE**

**Table**

Magnussen's cottage-inspired Heron Cove collection includes this distinctive dining trestle table, which suits casual dining or can be dressed up for entertaining. Take a look at this chalk white finish with aged pewter bars.

395 Lewis Rd., Stoney Creek  
905.643.4121 | stoneycreekfurniture.com OH



NEST

COME SEE WHAT'S HATCHING AT NEST!

Unique Canadian handmade gifts and home decor items for animal lovers.

171 Locke St S - Unit 2  
nesthamilton.com • @nesthamilton



CUSTOM STAIRCASES & RAILINGS



336 Green Rd, Stoney Creek  
905.662.4949 | kenedystairs.com  
@kenedystairs kenedy stairs inc



GENERAL CONTRACTING WITH SUPERIOR SERVICE



905 • 520 • 9177  
www.aberdeeniinteriors.ca



fresh finds for  
spring



Visit our showroom today or call us at: 905 561 3521  
bartonbathandfloor.com @bartonbathandfloor



PROJECT **DAWN MCCONNELL**  
PHOTOGRAPHY **TARA CHATTELL**

# STAMPED

## tea towels & napkins

**CREATE A CUSTOM  
TEA TOWEL OR SET  
OF NAPKINS WITH  
A STAMP AND INK.**



### TOOLS AND MATERIALS

Blank tea towels and/or napkins (cotton or linen work best)

Permanent ink pad in a colour of your choice

Rubber stamp in a design of your choice

Cardboard or craft paper

Iron

### HOW-TO

Wash and dry tea towels and napkins to remove sizing solution.

Lay towel or napkin on surface covered with cardboard or craft paper. Decide where to place your pattern.

Apply ink to your stamp from the stamp pad. Stamp towel or napkin. Be sure to apply even pressure on the stamp and hold in place for 10 to 20 seconds to ensure the ink transfers well. Let dry.

Turn fabric over and press with a hot iron to make ink permanent. **OH**

## SOME OF THE PLACES YOU CAN FIND US.

You can pick up your free copy of OUR HOMES at the following locations:



- Affica Decor 54 Wilson St W, Ancaster  
438 Mohawk Rd W, Hamilton • 754 Queenston Rd, Hamilton
- Barnboard Store 1044 Cannon St E, Hamilton
- Barton Bath + Floor 2440 Barton St E, Hamilton
- Brushed Designs 30 Main St S, Waterford
- Buy The Yard Interiors 73 Wilson St W Unit 19, Ancaster Town Plaza
- Cannon Nurseries 656 Robson Rd, Waterdown
- Dal's Home Furnishings 420 Lynden Rd, Brantford
- Elm Ridge Lighting 389 Barton St, Stoney Creek
- Fascination Flowers 1104 Fennell Ave E, Hamilton
- 50 Point Market 15 Lockport Way, Stoney Creek
- Graham & Brooks 43 Cootes Dr, Dundas
- Grand Kitchens & Design 20 Roy Blvd, Unit 16, Brantford
- Habitat for Humanity 285 Nash Rd N, Hamilton
- Halson Decor Paint & Paper 1-1521 Upper Ottawa St, Hamilton Mountain
- Judy Marsales Realty Offices 986 King St W, Hamilton  
263 Locke St S, Hamilton • 253 Wilson St E, Ancaster
- Lulu And Lavigne Home Studio 228 Locke St S, Hamilton
- Nest 171 Locke St S, Unit 2, Hamilton
- Peter Martin Appliances 140 Hester St, Hamilton
- Salnek's Custom Window Treatments 242 Governors Rd, Dundas
- Satellite Gardens 1167 Rymal Rd E, Hamilton
- Sobeys Stores Meadowlands Ancaster, Waterdown & Stone Church Rd
- Sparkling Lights 5 - 410 Lewis Rd, Stoney Creek
- Stoney Creek Furniture 395 Lewis Rd, Stoney Creek
- Take Us For Granite 60 Lancing Dr, Unit 1, Hamilton
- The Millionaire's Daughter 272 Ottawa St N, Hamilton
- The Source for Home Comfort 316 Brock Rd, Greenville (Dundas)
- Water Depot 170 Rockhaven Lane, Waterdown
- Weeks Home Hardware 71 Hamilton Rd N, Waterdown
- Wick'd Wax Creations 203 Ottawa St N., Hamilton

Complete and comprehensive coverage throughout Hamilton & Area:  
ANCASTER, DUNDAS, STONEY CREEK, FLAMBOROUGH,  
MOUNT HOPE, BINBROOK, WATERDOWN and all points in between.



Many of our advertisers also have OUR HOMES on display in their establishments for you to pick up and enjoy! Look for them while visiting throughout the area!

good taste

# PEAR & GINGER Spritz



RECIPE AND PHOTOGRAPHY  
**JENELLE MCCULLOCH**

This light and spritzzy cocktail combines spicy ginger and sweet pear. Top with some bubbles and enjoy.

### INGREDIENTS

(per cocktail)

1 oz pear juice

1 oz ginger syrup

1 oz pear liqueur

4 oz dry sparkling wine

ice

### GINGER SYRUP

Over medium heat, combine 1 cup sugar and 1 cup water in a saucepan.

Peel and slice a large chunk of ginger and add to the pot.

Bring to a boil and simmer 30-45 minutes.

Let cool and strain through a fine-mesh strainer.

Cover and refrigerate until ready to use.

### PREPARE DRINK

Over ice, combine pear juice, ginger syrup and pear liqueur.

Top with sparkling wine and garnish with a pear slice. **OH**

Finally there is a vinyl shutter that has the look, feel, and warmth of wood. Smart Shutter Canada has the latest innovation in shutters, delivering elegance and a low maintenance and eco-friendly product. Our shutters are V.O.C.-free and have been found to outperform the rest and are the best in terms of environmental impact and durability – they are custom made to fit your windows, will add instant value to your home and save on energy costs!

Based out of Hamilton, we are conveniently located to provide you with an outstanding shutter at a great price. We also do custom specialty shapes! Anything from arches, brows, triangles, circles, octagons, and everything in between. We measure, make, and install...Any shape, any size, we do it all!

With over 20 years of experience, and having dealt with thousands of customers, we have a strict set of guidelines that includes multiple inspection points throughout the fabrication process, ensuring we exceed our customer's expectations. We welcome the opportunity to earn your trust and to provide you with the best shutters on the market, with the best service, at the absolute best price!

*We will not be undersold!*



*Call us, for all your window treatment needs.*



905-389-9800  
[www.smartshuttercanada.com](http://www.smartshuttercanada.com)



# HOME *away from* HOME

STORY **MELISSA NORTH**  
PHOTOGRAPHY **KELLY HORKOFF**

***THREE IMPERATIVES LED BEV AND ART ENNS TO THE LAKE ERIE COTTAGE THEY NOW CALL THEIR HOME AWAY FROM HOME – FAITH, FAMILY AND LEAVING A LEGACY FOR THEIR CHILDREN.***

Art had always wanted a cottage, but they were put off by the long commute up north. Six years ago on a drive to Port Rowan, where Bev originally hails from, they saw a for sale sign. “It was a lightbulb moment,” Bev says. “There are cottages on Lake Erie!”

The cottage was in rough shape and had been on the market for a while, but the Ennses saw its potential. “Location you can’t replace,” explains Bev, “But a cottage you can do something with.” They set about fixing it up, but when quotes got too high they determined a new build was in order. Keeping the same footprint but adding a loft, they now have a more spacious getaway with plenty of room for hosting family get-togethers and entertaining their eight grandchildren. *Continued on page 27*

When they first saw the Lake Erie cottage, originally built in 1952, Bev says, “It was in really poor shape; everything was rotting out. We are see-the-possibility kind of people, and we thought, ‘We can do something with this.’” Now it is a showpiece of craftsmanship.



Decorate with personalized artwork. Henry Penner gifted Bev and Art this cheerful rendition of their cottage.



**ABOVE:** An eye-catching and one-of-a-kind range hood. **RIGHT:** Windows were a design priority. Blinds are housed within the glass so nothing impedes the view. **OPPOSITE, TOP:** "We wanted it to be a little bit fun," says Art, of the steel roof by Vicwest Building Products. "And it will last a lifetime." Windrush Hill crafted the wraparound deck. **BOTTOM LEFT:** Art swims all the time, and the kids especially love it when he pushes them in the hammock. **BOTTOM RIGHT:** The neighbouring lot behind the cottage.



The Ennses came to the table with plenty of know-how to draw upon. Art has been in the kitchen business for 40 years, they've built several houses and 15 years ago they established their own thriving business in St. Catharines, **Enns Cabinetry**, with 20 employees. Two of their three sons work with them, and Bev, previously in nursing, manages the books and business matters.

The cottage is only 767 square feet plus the loft, but expansive windows overlooking the lake and a 24-foot apex ensure it feels anything but small. "We're here to spend time outside," says Bev.

"When the kids are here they're not inside, they're outside playing in the water and on the beach. In that sense it has everything we need and nothing we don't."

Their own home is done in an Arts and Crafts style, so they opted to go for a rustic look at the lake. Using flooring from **Aristocrat** they created a unique feature wall beside the staircase (by Dekker Stairs Inc.) and in the entry hall. They replaced the broken wood-burning fireplace with a gas insert from Stella's Regional Fireplace Specialists, employing Tim McDonald of McDonald Brothers Masonry to install

*Continued on page 28*





Art built the fireplace mantel from a piece of driftwood washed up on shore: "Both ends were untouched; I just planed the top." **OPPOSITE:** A remarkable feature wall, created by installing flooring horizontally. Art's first walleye from the lake (mounted by Claude DesRochers) hangs nearby.




a gorgeous stone surround. Wood from the original cottage was repurposed for the main-room ceiling, while leftover skids from the business were sanded and used for the entryway and bedroom ceilings. "I feel like ceilings are often overlooked by people," Art says.

For the kitchen, they chose maple cabinetry, which they manually gave a distressed look. "The guys had a blast with this," says Bev. "They took chains to it before they finished it – you'd think they're wormholes, but they are manmade." Their

*Continued on page 31*

*Accessories can connect spaces by carrying a theme or style throughout the home.*





From the entryway to the Ennses' cottage and throughout, each space has been carefully constructed for both function and beauty. **OPPOSITE:** Botanical print bedding in the master bedroom reflects the Ennses' love of all things nature.



*A light colour scheme makes a room feel bigger and brighter. Furniture the same colour as the wall works visually too!*

son, Jason, built the hood from wood, and then gave it a remarkably authentic metal finish. "Keeping with the rustic style, we didn't put moulding on top of the cabinets," Bev says, "But we did install covers, so when you're looking down from on top it still looks finished."

The countertops are Corian from **McFadden's Hardwood & Hardware Inc.**, a solid surface with an acrylic finish, chosen for its hard-wearing properties and warmth. New appliances came from **Nickerson Home Appliances**.

When they planned the rebuild, Art and Bev rejigged the floorplan

to replace two small bedrooms and a tiny bathroom with one larger bedroom and a larger bathroom with a tub. The bathroom cabinetry takes centre stage in here – textured like barn wood, it's a Miralis product Enns carries. "It's synthetic, with that whitewashed hand-scraped look," explains their son, Steve. "It's extremely durable and less expensive than the award-winning wood line of birch they developed." Look up, and a beautiful tin ceiling from **Brian Greer's Tin Ceilings** completes the handcrafted scene. The new floorplan also allowed for a much-needed laundry space. *Continued on page 32*





Bev wanted the newly enlarged bathroom (here and below right) to include a tub for the little ones. Notice the beautiful ceiling treatment created with Canadian made tin tiles.



Use interesting cabinet knobs to add personality and impact!



Throughout the build, Art and Bev were able to utilize many of their established industry relationships. **Crowland Sash & Frame Ltd.** provided the Dashwood windows and front door; **Niagara Pre-Hung Doors** supplied the interior doors; kitchen and bath fixtures came from **The Ensuite Bath & Kitchen Showroom**; timbers and building supplies came from **Penner Home Hardware Building Centre** and **Regional Doors & Hardware** did the millwork.

*Continued on page 34*



Designed by: Art Enns

**Enns**  
CABINETRY  
www.EnnsCabinetry.com



**STAGE RIGHT**  
"MAKE THE DIFFERENCE"

**Sell your home for the best price in the shortest time with Stage Right!**

289.880.0500 | stageright2sell.ca



**Jill Ackerman**  
Certified Staging Professional® (CCSP)  
Certified Colour Consultant™ (CCC)

**First impressions matter!**  
We style your home for sale, focusing on what will attract buyers and bring you the highest possible price for your property. We work with you to present the best features of your home while minimizing its challenges.

**"Your home will sell, not sit - I stake my reputation on it!"—Jill**



Now that the cottage is complete, the Ennses visit most weekends, even in winter. Sound insulation and an in-floor heating system from **Planet Power** ensures it stays toasty warm no matter the weather.

Just an hour door-to-door from their home in St. Catharines, they can come up on Friday night, get home for church Sunday mornings,

then be back after lunch, spending time here with their children and grandchildren. "It meant something to Bev and me to have something that we can leave behind for them as well," says Art.

Creating memories with their loved ones, fishing, swimming, enjoying the respite and views – for these high school sweethearts, married 41 years, life just keeps getting sweeter. **OH**



**ABOVE LEFT AND LEFT:** The loft is divided into two spaces, with bunks providing lots of sleeping space for grandchildren. **ABOVE RIGHT:** To save on space, Art designed the stairs as narrowly as possible. Psst, there's a surprisingly deep secret fort under them!



## Elm Ridge

# LIGHTING

389 Barton St, Stoney Creek  
(at Millen Road)  
905.664.1912  
elmridgelighting.com

Let us help you achieve the right look and feel for your residential home or commercial office space.



HINKLEY



THE BOLD LOOK OF **KOHLER**



## THE ENSUITE

Bath & Kitchen Showroom

Monday – Friday 8am-5pm | [f](#) [i](#) [@](#)Ensuite.Hamilton  
1660 Upper Ottawa, Hamilton | 289.309.2284 | [ensuiteontario.com/hamilton](http://ensuiteontario.com/hamilton)

*Stop in to browse, or book an appointment with one of our showroom consultants!*






Custom Restyled Vintage Furniture + Home Accents for home & life

30 Main St S, Waterford | 519.222.3505 | [brusheddesigns.ca](http://brusheddesigns.ca) [f](#) [i](#) [@](#)

Leading supplier of barnboard, reclaimed wood, live edge and custom furniture



MENTION THIS AD FOR  
**10% OFF**  
YOUR NEXT PURCHASE OR CUSTOM ORDER





## Barnboardstore

CUSTOM FURNITURE | WOOD SUPPLY

1044 Cannon St E, Unit C, Hamilton  
[hamilton@barnboardstore.com](mailto:hamilton@barnboardstore.com)  
[barnboardstore.com](http://barnboardstore.com) [@](#)[@barnboardstore](#)

# lemon meringue TART

This bright tart is made of tangy lemon curd piled high with sweet, fluffy meringue. The meringue is torched until toasty brown for a signature look.

RECIPE AND PHOTOGRAPHY  
JENELLE MCCULLOCH



online Get more recipes at [ourhomes.ca/blogrecipes](https://ourhomes.ca/blogrecipes)



## pie crust

- 1 ¼ cups all-purpose flour
  - ⅓ cup powdered sugar
  - ¼ tsp salt
  - ½ cup cold butter, cubed
  - 1 egg yolk
  - 2 Tbsp cold water
- tart pan

Mix flour, sugar and salt together in a large bowl.

Using a pastry cutter or two knives, cut the butter into the flour mixture until coarse and the butter pieces are no larger than small peas.

In a small bowl, whisk egg and water together and add to the flour-butter mixture. Mix until dough comes together.

Transfer dough to a floured work surface and form into a round disk.

Wrap in plastic and refrigerate until chilled, at least 30 minutes.

Remove dough from refrigerator and let stand 10-15 minutes at room temperature.

Lightly flour work surface. Roll dough away from you and turn dough until it forms a circle just larger than your tart pan.

Fold the dough over your rolling pin and transfer to the pan. Gently press dough into the tart pan and trim excess from edges.

Refrigerate for 30 minutes.

Preheat oven to 400°F. Place aluminum foil over dough, pressing down into the sides of the tart.

Fill the tart with pie weights or dried beans. Bake for about 15 minutes, or until the crust is dry.

Remove the weights and bake for 5 minutes longer, until the crust is set and no longer shiny. Remove from oven.



## lemon curd

- 6 egg yolks
  - 1 cup sugar
  - ½ cup lemon juice, freshly squeezed
  - pinch of salt
  - ½ cup unsalted butter
- double-boiler pots

Separate eggs and keep whites for meringue.

Add egg yolks to a large heat-proof bowl and whisk in sugar, lemon juice and salt.

Add butter and place bowl over double boiler. Ensure the water is lightly boiling and stir the mixture with a rubber spatula until thickened. The curd should coat the back of the spatula.

Strain the curd through a fine mesh strainer to remove any lumps of egg that may have formed.

Place curd in the fridge for about an hour to set.

Preheat oven to 325°F.

Fill the tart shell with the lemon curd and bake for 15-20 minutes, or until the curd begins to puff around the edges. Remove from oven.

Let tart reach room temperature before placing in the fridge to chill completely.

## meringue

- 6 egg whites
  - 2 tsp vanilla extract
  - 1 ½ cups sugar
  - pinch of salt
- butane torch

In the stand mixer bowl, combine egg whites, vanilla extract, sugar and salt.

Bring an inch of water to simmer in a saucepan on stove.


Place bowl with ingredients on top of saucepan. Stir until hot and sugar is dissolved, about 5 minutes.

Remove bowl from heat, return to the stand mixer and fit with the whisk attachment.

Whisk on high until stiff peaks form and the meringue is thick and glossy.

Remove tart from fridge and top with meringue, either by scooping or piping.

Using a butane torch, torch the top of the meringue until golden. **OH**





# destination GREEN

**THE PLACE:** No place captures the excitement of spring awakening as well as Waterdown's **Connon Nurseries**. Currently run by brothers Rob, Terry and Kevin Vanderkruk, the company has a long history in the Hamilton area. Their 250 acres of plant production combined with their 25-acre sales yard is home to the largest selection of plants around, and the experienced staff, many who are horticulturalists, provide expert advice and service.

**THE STYLE:** Lush. Rejuvenating. Sixty thousand square feet of climate controlled greenhouses are filled with gorgeous annuals, perennials, ornamental grasses, tropical patio plants and succulents. Beyond this impressive structure, acres of deciduous trees, evergreens and flowering shrubs await selection for gardens and landscapes. Enjoy a coffee from the café and experience a nature holiday without leaving Waterdown.

**THE TREND:** It's all about outdoor living now, says Terry. "The outdoor landscape becomes a beautiful extension of your indoors. You slide the door open and enter into a beautiful outdoor room," and Connon Nurseries has all the plants you can imagine to create dreamy patios and landscaping.



**WHAT'S HOT:** This year marks the 50th anniversary of Earth Day on April 22, a global event inspiring much conversation around climate change, our environment, and the role planting trees and shrubs plays in enhancing our spaces. Connon Nurseries offers trees in many different varieties and multiple sizes, making it possible to accommodate any planting requirement. A resurgence in the gathering of gardening knowledge is making their Know+Grow Lecture Series a popular offering throughout the year.



Terry Vanderkruk and Rob Vanderkruk.



**BONUS:** Connon Nurseries offers delivery service as well as installation services for their larger trees. Additionally, they have many great relationships with trade professionals in the area, making the nursery a good starting point when undertaking a larger project in your yard. For those who enjoy being in the garden and planting, Connon Nurseries offers a Grower Direct loyalty program. An impressive new location is opening this spring in Newmarket and Connon Nurseries is looking forward to becoming rooted within a new community!

**GET THERE:** 656 Robson Rd., Waterdown  
905.689.4631 | [connon.ca](http://connon.ca) OH

STORY AND  
PHOTOGRAPHY  
MELANIE REKOLA

# homegrown MONARCHS

The rapid decline of the monarch butterfly population has received much publicity in recent years, and you may have noticed how rarely you spot one compared to years past. Many factors affect this gorgeous but sensitive species, including climate change, habitat loss and herbicide or insecticide spraying. Current studies show that, if existing trends continue, monarch populations could face migratory collapse within the next 20 years. Want to give these stunning creatures a much-needed helping hand? There are several ways to help ensure a brighter future for monarchs.

## 1 Plant milkweed

Milkweed is beautiful, easy to grow and the only plant monarch butterfly larvae (caterpillars) can consume. Planting milkweed provides sustenance for monarch caterpillars via the leaves, and adult monarch butterflies via the flower nectar. Choose from these native varieties:

- Common milkweed – *Asclepias syriaca*
- Swamp milkweed – *Asclepias incarnata*
- Butterfly milkweed – *Asclepias tuberosa*



## 2 No herbicides or insecticides

Both caterpillars and butterflies are extremely sensitive to chemicals. Even a small amount can affect the caterpillar's ability to grow and form a chrysalis. Make your property a safe haven for butterflies as well as all life.

## 3 Plant nectar plants

Flowers provide necessary nectar for hungry butterflies. Large flat or umbel blossoms found on black-eyed Susan and Echinacea act as landing pads, making it easy to access the flower's nectar. Some other great choices are liatris, Aster, sunflower and goldenrod.

## 4 Raise monarch butterflies at home

Raising monarchs at home is a wondrous and rewarding experience! Read my guide to get started. *Continued on page 42*



Your Drapery and Shade  
PROFESSIONALS

**HunterDouglas**

AUTOMATION  
SPECIALISTS

REQUEST A FREE IN-HOME CONSULTATION\*

\*some conditions apply

SHOWROOM HOURS: Mon-Sat 10-5, Sun 12-4, or by appointment

**905-692-4440**

Best of Houzz  
2019

**Covers**  
*Designers' EDGE*

BLINDS | SHUTTERS | DRAPERY

Fletcher Square: 1970 Rymal Rd. E., Hamilton (Hannon), ON L0R 1P0 • [www.coverscanada.ca](http://www.coverscanada.ca)

Since 1906

**CONNON  
NURSERIES**

# RIGHT IN YOUR BACKYARD

**MINUTES AWAY FROM HAMILTON,  
ANCASTER AND DUNDAS**

**QUALITY AND SELECTION OF BEAUTIFUL NURSERY STOCK**  
Trees | Evergreens | Flowering Shrubs | Perennials | Ornamental Grasses



## BEGINNERS' GUIDE TO RAISING MONARCHS AT HOME

Nurturing monarch caterpillars in the home environment is easy once you understand their lifecycle. They have four stages: egg, larva, pupa and adult butterfly.

The adult butterfly lays eggs on the milkweed, and within four days the eggs hatch to form a caterpillar, which survives by consuming the milkweed. During this stage caterpillars are extremely susceptible to predation, with only a 2 per cent survival rate. Their predators include birds, ants, spiders, praying mantis, stink bugs and frogs. Within two weeks, the caterpillar attains full growth and transforms into a pupa (or chrysalis). The monarch begins this miraculous process by making a silk button and attaching it to a leaf or stem (or part of an enclosure), then it hangs in a "J" formation for about 12 hours before making its chrysalis. In the next 10-14 days a continuous process of metamorphosis occurs. Once complete, the adult butterfly will emerge, called "eclosing."

### FOOD

Milkweed is the only food that can sustain monarch caterpillars. Although it's best to grow your own milkweed from seed to ensure it's free of chemicals, foraging is also possible. Stick to natural areas away from roads and industrial places, and search for plants housing other insects – it's a good sign the plants have likely not been sprayed. The best way to keep milkweed leaves fresh is to use milkweed cuttings. Cut the top portion of the milkweed plant, including a few sets of leaves and stem. Place the stem in water to keep the leaves fresh for days. A tight-mouthed glass bottle works best, to prevent caterpillar drownings.

### HABITAT

I like to use fine mesh enclosures. Place enclosures on a screened porch, or indoors near a window with sunlight but no direct sun. You'll need at least two enclosures – one for caterpillars and one for chrysalises, as butterflies can sometimes carry diseases that can affect the caterpillars. (Once a chrysalis has formed and hardened for 2 days it can be safely moved and attached to the separate enclosure.) Caterpillars are eating machines and produce a lot of poop, called frass. You can line the bottom of the enclosure with paper towel and replace daily or use a keyboard vacuum to remove the frass.

### EGG & CATERPILLAR HUNTING

It's fun to hunt for eggs and caterpillars! If you find either, take them in right away to avoid predation.

### RELEASE

After a butterfly ecloses from their chrysalis, they need to dry their wings for 4 hours before releasing. This gives them their best chance to survive, mate and begin the cycle again.

### TROUBLESHOOTING

Not all caterpillars will survive. Just like the outdoors, your indoor environment needs to be chemical-free (even topical flea and tick formulas for your pets can kill caterpillars). They can also fall prey to parasitic flies, wasps and other diseases. A great place to ask questions and get all the pertinent info is the Facebook group The Beautiful Monarch. Hope to see you there! **OH**

decorating spaces to enjoy



WEST HAMILTON ARTISTS TOUR  
FREE WALKING TOUR IN THE LOCKE STREET NEIGHBOURHOOD  
MAY 9 & 10  
MOTHERS DAY WEEKEND  
SAT & SUN from 10am - 5pm  
westhamiltonartiststour.com  
@west\_hamilton\_artists\_tour  
@WHATHamOnt

Advertise With Us

Give your business the benefit of premium exposure and connect, like never before, to our extensive targeted readership!

Marie Gallagher  
905.399.0717  
marie.gallagher@ourhomes.ca

Dianne Brown  
905.975.0280  
dianne.brown@ourhomes.ca

Experience Matters!  
Since 1952

SCHUIT  
Plastering & Stucco Inc.  
905-304-9998  
www.schuitstucco.com

Since 1952

# Spiritual Move

STORY DENISE WILLSON | PHOTOGRAPHY KELLY HORKOFF  
FLOWERS SATELLITE GARDENS

The family area adjacent to the kitchen is warm and cosy. An old church window, found at Graham & Brooks in Dundas, makes a striking feature. "The sun streams through the stained glass at certain points of the day," says Emanuela.

**DAWN DAVIS AND DAVID HARRIS ALIGNED THEIR PROFESSIONAL CAREERS WITH THEIR SPIRITUAL BELIEFS, LEADING THEM TO SETTLE IN THE HAMILTON AREA AND JOIN THE RANKS OF HOME RENOVATORS.** *Continued on page 46*



Gorgeous custom shelving by Aktuality Designs. **RIGHT:** Emanuela Little of Bella Casa Interiors loves the finished home, saying "It was a really good, really fun project!" **OPPOSITE, BOTTOM:** Dawn and David appreciate unique, interesting pieces, such as the hall tree they found in a store on James Street North.

# it

**ALL STARTED** when Dawn, then the priest of a parish in Aurora, took on a new role as a consultant in spirituality, servicing almost 100 parishes throughout the Niagara Region, Burlington and Guelph. The couple needed a new home base and settled on the lovely neighbourhood of Westdale. Centrally located for Dawn's work, the area boasts easy highway access, an airport nearby, amenities within walking distance and lots to do and see. "We fell in love with the small-town vibe," says David. "We love the street festivals, the downtown art scene, and how the McMaster University students bring life to the neighbourhood." The area also boasts a wonderful French immersion school for their 14-year-old daughter.

Dawn and David were drawn to the house by the original cast iron spiral staircase that runs from the main floor to the basement. But before purchasing the home, the couple's real estate agent suggested they speak with **Emanuela Little** of **Bella Casa Interiors** to understand what could be done to make the dated house more suitable to their lifestyle.



Light cabinets, walls painted Benjamin Moore Milkyway, Taj Royale quartz countertops and a geometric backsplash together create a bright new kitchen.



"We clicked immediately," says Emanuela, "As I got to know David and Dawn, I was able to capture their tastes, and design a home that reflected their vision." Through shopping trips and endless chats, the couple revealed their love of culture, travelling, reading and music. Emanuela ultimately worked all of these features into the design of every space in the home. "We have a lot of books," says David with a laugh. "Shelving to house books and mementos from our travels was a top priority."

The vintage window from a local church was one of the homeowner's favourite **Graham & Brooks** finds. "I found this treasure and when I showed it to Dawn she thought it was perfect," says Emanuela. "When details like that come together my heart sings." Music is a fitting description of the experience, as Dawn and David play the piano and their daughter plays the piano and saxophone.

Bella Casa Interiors designed the home to imbue warmth, but the flow and function was just as important. This is where the homeowners consulted their general contractor **Les Anderson** of **Les Anderson Construction**. Old homes are notorious for behind-the-wall surprises, so the plan was to keep the renovation simple, updating electrical where needed and avoiding structural changes or anything needing major alterations to plumbing or gas lines.

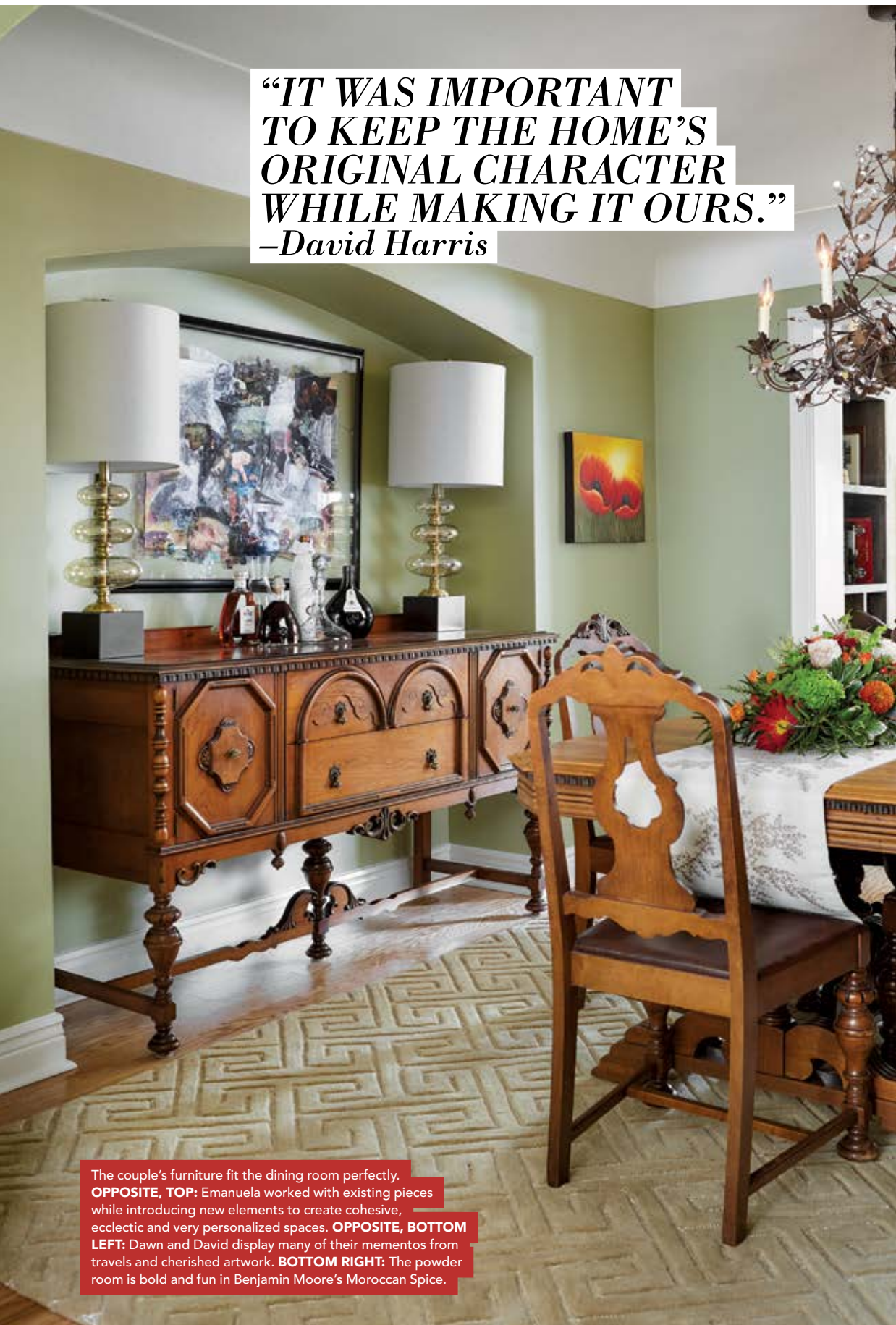
"I've been doing this for 40 years," says Les, "so I don't get surprised often. We know what to expect with older homes, and we work within that." For example, today's electric fireplaces are easy to install and

*Continued on page 49*





**“IT WAS IMPORTANT TO KEEP THE HOME’S ORIGINAL CHARACTER WHILE MAKING IT OURS.”**  
*—David Harris*



The couple’s furniture fit the dining room perfectly. **OPPOSITE, TOP:** Emanuela worked with existing pieces while introducing new elements to create cohesive, eclectic and very personalized spaces. **OPPOSITE, BOTTOM LEFT:** Dawn and David display many of their mementos from travels and cherished artwork. **BOTTOM RIGHT:** The powder room is bold and fun in Benjamin Moore’s Moroccan Spice.



are just as good at creating heat and ambiance as gas fireplaces. So, when it was suggested they remove the original fireplace to allow for more space in the living area, making room for heirlooms and the piano, they trusted the outcome. “It was important to keep the home’s original character while making it ours,” says David. “We love to entertain and host friends, and family from Nova Scotia. We needed an area that inspired mingling.” The chiseled stone surround (Sarana Tile) creates a stunning focal point along with built-in shelving, made by **Andrew Tskrekos of Actuality Designs**, to house the couple’s treasures. “This is the hub of the house,” says Dawn. “We read and watch TV together, and our daughter does her homework at the kitchen counter.”

The kitchen now accommodates the busy family of three, along with relatives and friends who come to visit. The cabinetry, supplied by **Grand Kitchens & Design Inc.**, makes good use of space for storage, and the diamond-themed backsplash tile follows a similar motif within the porcelain flooring. The large fridge and freezer combo were replaced with a smaller fridge and separate bar fridge. Dark lower cabinets create a natural grounding effect and the light upper cabinets and creamy white Caesarstone countertops bounce light, drawing the eye to the soaring A-frame ceiling. The old kitchen was donated to charity. *Continued on page 50*




**“WE HAVE A LOT OF BOOKS. SHELVING TO HOUSE BOOKS AND MEMENTOS FROM OUR TRAVELS WAS A TOP PRIORITY.”**  
*–David Harris*

“Originally, the homeowners wanted soft green colours used in the home,” says Emanuela. “But this evolved to stronger colours that better suited the homeowner’s interests, particularly with the custom artwork in the living room – that changed everything!” A floral fabric used in the living room cushions was the jumping off point for the entire main-floor colour scheme, along with artwork by **Julia Veenstra** in the seating area off the kitchen. **DW Painting & Wallpapering Inc.** applied the wallpaper that graces the foyer and **P.A. Painting & Decorating** painted almost the entire

home. Warmth and flow were also created by removing old carpeting and flooring and replacing both with hardwood that runs throughout the entire main level, creating a unified look from one room to the next. The lower level, also completed by Les Anderson Construction in the renovation, followed suit. Hardwood flooring was provided by Trafalgar Hardwood Floors and porcelain tiles and carpeting are from Centura Tile.

When asked about the future, David says, “We have no idea how long we’ll be here, but we have no plans to move, and if our daughter goes to school at the local university, we’ll stay.” **OH**

**LEFT:** A funky spiral staircase leads to the renovated lower level, which now has a guest room and bath as well as another family room. **RIGHT, TOP:** A picture gallery of family photos adorns the upstairs landing. **RIGHT, BOTTOM:** Emanuela kept the master bedroom neutral, in shades of off-white.



**Grand Kitchens and Design Inc.**  
 20 Roy Blvd, Unit 16, Brantford • 519.759.5678  
[grandkitchens.ca](http://grandkitchens.ca)

**VIOLIN CONTRACTING**  
 Building your future from foundations of old and new.  
 EMILIO VIOLIN (905) 807-2330  
[VIOLINCONTRACTING.CA](http://VIOLINCONTRACTING.CA)

- ▶ SPECIALIST IN HOME REMODELING & RENOVATION
- ▶ CUSTOM HOMES / ADDITIONS / KITCHENS / BATHS / BASEMENTS
- ▶ FULLY LICENSED & INSURED

**AKTUALITY DESIGNS**  
 CUSTOM FURNITURE  
 Commitment to excellence in every piece  
 905-517-4923 | [aktualitydesigns.com](http://aktualitydesigns.com)

Interior Design That Suits You & Your Lifestyle

**BELLA CASA**  
 INTERIORS  
 by  
 Emanuela Little  
 905.746.0995 [www.bellacasainteriors.ca](http://www.bellacasainteriors.ca)

**GRAHAM & Brooks**  
 HOME • GARDEN • COTTAGE  
 Unique furniture, accessories & collections for your home, garden & cottage, featuring re-purposed and renewed Vintage Canadian, Industrial & Rustic furniture  
 289.238.8618 • 43 Cootes Drive, Dundas • [grahamandbrooks.com](http://grahamandbrooks.com)

# fresh COAT

START 2020 WITH A NEW LOOK FOR YOUR SPACE. HERE'S HOW TOP PAINT COMPANIES DESCRIBE COLOURS THEY'VE CHOSEN TO KICK OFF A NEW DECADE.



## BENJAMIN MOORE FIRST LIGHT 2102-70

A fresh palette. A revitalized spirit. A soft, rosy hue blooming with potential. The backdrop for a bright new decade.



## SHERWIN-WILLIAMS NAVAL SW 6244

"Naval is reminiscent of the night sky, which people have looked to for centuries for guidance, as a muse and as a reminder to live more mindfully," says Sue Wadden, director of colour marketing at Sherwin-Williams.



## BEAUTI-TONE HONEY I'M HOME SC193-3

From the Simon Chang Trend Colour Collection. Warm and calming. Reminiscent of the hue of sweet honey, this soothing coat is like liquid amber for your walls.



## DULUX CHINESE PORCELAIN DLX1160-6

A stress-free anxiety-reducing hue that combines the energy and brightness of cobalt blue with a muted, dark navy tone. Get ready to coat your year in Chinese Porcelain's rich and traditional shade of serenity. **OH**



## FARROW & BALL BROCCOLI BROWN W108

From their new *Colour by Nature* palette. A quiet, dark stone colour that sits effortlessly alongside natural materials such as weathered wood or flagstone floors.



## SICO MYSTIC COBALT 6008-73

Inspired by the enchanting mix of mineral pigments known as cobalt blue. A deep blue verging on purple, this colour conveys timeless beauty. In fact, it was used to decorate the finest Mediterranean pottery thousands of years ago.



## BEHR BACK TO NATURE S340-4

A restorative and revitalizing green hue that engages the senses and pairs well with other colours both inside and outside your home.

**Benjamin Moore**  
COLOUR OF THE YEAR  
2020  
FIRST LIGHT  
2102-70

*Celebrate the backdrop of a bright new decade with your own FREE SAMPLE.*

**Aftica Decor**  
438 Mohawk Rd W Hamilton | 905.574.2434  
754 Queenston Rd Hamilton | 905.560.5955  
54 Wilson St W Ancaster | 905.648.2420  
afticadecor.com

Offer valid for one (1) free Benjamin Moore® Colour Sample at participating retailers only. Excludes Century®. No purchase necessary. Limit one (1) per customer. Products may vary from store to store. Subject to availability. Offer cannot be combined with other discounts or applied to prior purchases. Retailer reserves the right to cancel, terminate or modify this offer at any time without notice. Offer expires 06/30/2020. ©2019 Benjamin Moore & Co., Limited. Benjamin Moore, Century, and the triangle "M" symbol are registered trademarks of Benjamin Moore & Co., Limited. 10/19

**Your Complete Custom Decorating Store**

Designing for Hamilton, Ancaster & Beyond Since 1989

- Custom Draperies, Custom Bedding
- Designer Fabrics – Over 10,000 Samples
- Upholstery & Custom Furniture
- Designer Wallpaper
- Home Accessories
- Design Staff & In-Home Consultation

Anne Smith  
OWNER, DECORATOR

Nancy Bradley  
DECORATOR

**Buy the Yard INTERIORS**  
73 Wilson St. W, Unit 19  
Ancaster Town Plaza  
905-648-7979  
buytheyardinteriors.com

# The Unique Process

MEET . CONCEPT . DESIGN . SELECT  
. CONSTRUCT . INSPECT . ENJOY!



# The Heart of the Home

Working together to design, manufacture and install custom cabinetry, using your choice of fine and exotic wood, man-made materials and custom chosen finishes, expertly crafted to suit your lifestyle and needs...from start to finish.

*Designed with you in mind*

Cabinetmaker Tim Dagg



# UNIQUE

CUSTOM CABINETS + RENOVATIONS

9 Meadow Lane . Dundas ON | 905.627.2302  
www.uniquecustomcabinets.com

CABINETS | MILLWORK | SPACE PLANNING & DESIGN  
PROJECT MANAGEMENT | CONSTRUCTION SERVICES

**MAPS HAVE BEEN AROUND FOR AS LONG AS PEOPLE HAVE BEEN GOING PLACES – PERHAPS EVEN LONGER.**

Etched on cave walls many thousands of years ago, the earliest maps charted the night sky. Babylonians carved terrestrial maps in clay. Centuries later, Greeks charted their world on paper while the Chinese rendered maps on wooden blocks and silk. As astronomy, mathematics and geography advanced, carefully prepared paper maps of the known world became essential to navigation, commerce and warfare. While cell phones and tablets make today's maps available at the touch of a finger, people still have a great affinity for old-fashioned maps.

Designer Cindy Gibson uses antique maps to decorate homes, often in different ways. Creating a sense of place and belonging is an essential element in design, something that can be created with family photos and art, but also with maps, she says. "Maps can reflect a client's life journey, their history, present and future," explains Cindy, owner of C.E. Gibson And Associates Ltd. A historical map of a lake with the family cottage evokes memories for everyone who views it. The craftsmanship and beauty of historical maps makes them modern art.

*Continued on page 56*

STORY WALTER FRAN CZYK

PHOTO: JASON HARTOG

# all over the MAP

**rowe**  
INTERIORS



INTERIOR DECORATING | SPACE PLANNING  
COLOUR CONSULTATIONS | E-DESIGN

www.rowe-interiors.com  
christine@rowe-interiors.com  
@rowe\_interiors

**Berman Stairs Inc.**  
*Stairs and Railings  
in Wood, Steel and Glass*

bermanstairs.com 905.646.7329

**ReStore**  
Habitat for Humanity Hamilton

**every donation**  
builds strength, stability and  
self-reliance



f t i @HabitatHamilton  
habitatHamilton.ca/restore

# decorating

PHOTO: BARRIE ROBINSON



PHOTO: SANDY MACKAY

Barrie Robinson has been collecting antique maps for about 30 years. It's a pastime he dialed back when he ran out of space. "After 10 years I had so many maps on the wall that my wife was beginning to complain," he says. Maps with original colourings look beautiful; they make an interesting conversation piece and are a novel way to trace family origins, Barrie explains. The intricate steps and skills involved in creating early maps is part of their appeal, he says. "People don't realize how much technology there was behind it in the 16th and 17th century and the stories that go behind their production," he says. "They're very high-tech, but they're also very pretty."

Antique maps are a better option for wall art than limited edition prints, painting reproductions or expensive original art, Barrie insists. Old maps appreciate in value, as well. One of his maps, a 1598 rendering of the Pacific that may have been used by the navigator on a galleon, has more than tripled in value to more than \$5,000. Antique maps of many different parts of the world and some European countries are very inexpensive, Barrie says. He estimates that beautiful maps from the 16th and 17th centuries can be bought for less than \$200.

Ken Rose, owner of Lake Effects, a gift store in Westport, the heart of eastern Ontario's cottage country, knows first-hand that people value maps. In every cottage he's visited, someone would open a cupboard to reveal a map or point to one tacked on a wall and show him their cottage location, fishing spots and islands. At a trade show in Atlanta 15 years ago, he found three-dimensional, laser-cut wooden maps that illustrate lake depths and roads. "When I saw them I knew they'd be perfect for our area because Westport has 30 lakes within

half an hour or so," he says. "I realized how special they were and how they can be personalized." Lake Effects has sold hundreds of laser-cut lake maps.

"Everybody loves their lake. Whatever lake they're on, it's probably the best lake in the whole world," Ken says. "It's people's happy place, so when they can have something indicative of the place, it is aesthetically pleasing."

For those who want to go big, Murals Wallpaper offers world map wallpaper that can cover an entire wall. It comes in panels that are installed like wallpaper. There are also multiple style and colour options to choose from.

Steve Predko of Trailhead Designs is a new mapmaker who appreciates the art of early cartographers. "Original maps were as much

paintings as they were technical," he says. He started making maps with a vintage look, then began using wood and a laser cutter. "Once I created a couple, I became aware of how many other people are equally interested in maps for the places that are important for them," he says. "There are thousands of lakes and cities out there – and each one is special for someone." Maps help people stay connected to a place they love, he says. His maps are usually displayed as part of a grouping of items on a wall to help set a theme. "They are natural wood so they bring warmth to a wall," Steve says.

Cindy expects to use new and historical maps in home décor often. "It provides a perspective for your children, that the world is bigger than what is around us, and the possibilities to dream and even explore are virtually endless." **OH**



PHOTO: TRAILHEAD DESIGNS



**HAND CRAFTED**  
*Elegance*

Mannington Hand Crafted hardwood collection features premium quality, hand-sculpted and hand-finished options for authentic artisan texture and beauty.

**Eden Tile-It**  
CARPET | TILE | HARDWOOD

[www.tileit.ca](http://www.tileit.ca)

**MANNINGTON**  
RESIDENTIAL  
mannington.com | 1.800.356.6787

4060 Fairview Street  
Burlington  
**905.632.8066**

3727 Hwy # 6  
Mount Hope  
**905.679.5669**

5490 Harvester Road  
Burlington  
**905.634.9244**



**READY TO MAKE  
A MOVE?**


**YOU'LL NEED A REALTOR FOR  
THAT.**

**Joanna Cutaia-Beales**  
Broker

joannacb.ca  
(905) 304-3303  
joanna.cb@mxemail.com

**RE/MAX ESCARPMENT**  
REALTY INC., BROKERAGE  
INDEPENDENTLY OWNED & OPERATED

Not intended to solicit persons or properties currently under contractual obligation



### KENEDY STAIRS INC.

Choosing the right stair and railing system to compliment your lifestyle can be challenging. Our team here at **Kenedy Stairs Inc.** have decades of knowledge to help guide you through all the options to ensure you end up with the perfect focal point for your home. Whether it be what's on trend to functionality, we are here to help you every step of the way.

As a family run business for over 35 years, we know a thing or two about creating the perfect staircase. Our in-house production team specialize in customization. We believe your stairs and railings should be unique and individual to you. We have worked with many different species of woods and installed everything from wrought iron to glass rail systems. The options are limitless.

Check out our website and follow us on social media to see just what we've been up to. Let us help inspire you and give you peace of mind during your renovation or creating your new home.

Call **Kenedy Stairs Inc.** today: **905.662.4949**  
[kenedystairs.com](http://kenedystairs.com)  
[kenedy stairs inc](https://www.facebook.com/kenedystairsinc)  
[@kenedystairs](https://www.instagram.com/kenedystairs)  
*(Please see ad on pg 19)*




### ALTO INTERIORS

Renew, Refresh, Redecorate. These are the verbs of spring, and what a lovely season it is. Bring in the fresh air with some young blooms, enjoy the changing light in a newly rearranged space, or celebrate colour with a fresh coat of paint.

The goal of **Alto Interiors** is to create classic, comfortable spaces to enjoy in every season. Start by considering how you will really use a space. Will it be a Cup of Tea and Relax space? Or a Spread Out Your Work with good task lighting space? Then choose one or two special pieces that make the room unique: a favourite painting, the most comfortable chair, an inherited chest of drawers. Fill out the corners with details that welcome guests and invite you to linger. A lively rug underfoot, the glow of a lamp or two with great personality, an extra chair and foot stool tucked into a corner always ready for company and a good chat, and a stack of books to spark lively conversation or moments of quiet relaxing. Try an unexpected furniture arrangement to take advantage of a lovely view, a cushion or two for extra comfort, then add colour and texture with a few keepsakes. These are the elements of a timeless room, ready for all seasons.

At Alto Interiors we decorate spaces to enjoy. Happy Spring!  
**905.577.2151** | [altointeriors.ca](http://altointeriors.ca)  
*(Please see ad on pg 43)*



### INTERIORS BY BETTER SHADE

Located on Glendale Avenue, **Interiors By Better Shade** is a fourth-generation, family owned and operated furniture and window covering store known in the industry as a 'hidden gem'. We have been serving the Niagara Region for 65 years.

Renowned for our beautiful custom window treatments made on-site, we have recently unveiled the largest and most comprehensive interactive Hunter Douglas display in Ontario and expanded our custom furniture offerings in our modern cutting edge redesigned showroom.

- Designers on the road (free in-home service)
- Designers in-store for furniture and window coverings
- Whole home solutions for motorized blinds and curated, comfortable interiors

Come visit our two-storey furniture showroom and see for yourself why we're Better!  
**469 Glendale Ave, St. Catharines**  
**905.227.4555**  
[interiorsbybettershade.com](http://interiorsbybettershade.com)  
[@interiorsbybettershade](https://www.instagram.com/interiorsbybettershade)

**Store Hours:**  
**Monday 9 am-5:30 pm**  
**Tuesday 9 am-5:30 pm**  
**Wednesday 9 am-5:30 pm**  
**Thursday 9 am-5:30 pm**  
**Friday 9 am-5:30 pm**  
**Saturday 9 am-5 pm**  
**Sunday Closed**  
*(Please see ads on pg 6, 7)*




### THE MILLIONAIRE'S DAUGHTER

Maureen Barnes first opened **The Millionaire's Daughter** on Ottawa Street North in Hamilton in 2009. Since then, she has opened three more award-winning furniture consignment stores in Oakville, Aurora and Kitchener. This past year she celebrated 10 years in business, along with the hard-working staff and was voted #1 consignment stores in the GTA.

Whether you're downsizing, renovating, moving, or looking to help the environment, buying and selling on consignment makes perfect sense! Maureen's philosophy is to carry a wide variety of furniture pieces and accessories at various price points for the shopping pleasure of any customer. The expansive showrooms display one-of-a-kind pieces in unique vignettes that are constantly changing. You'll find a fabulous mix of modern and vintage treasures, stunning china, and quality, affordable mid-to-high-end furniture. We typically sell the equivalent of seven homes of furniture each week!

What do our customers say? "Walking into The Millionaire's Daughter is like stepping through a dynamic retail portal to connect with well-cared for, and highly valued, décor in 'consignment heaven!' A cheerful friendly welcome always greets you along with an invitation to enjoy the wonderfully staged vignettes of home décor throughout the store, along with a gracious offer of assistance if you are on a mission to find a specific item..." –Gail D  
**272 Ottawa St N, Hamilton**  
**427 Speers Rd, Oakville**  
**For more locations visit:**  
[themillionairesdaughter.com](http://themillionairesdaughter.com)  
*(Please see ad on pg 9)*



### WE'RE GROWING!

After months of preparation with the help of our friends at Blue Door Communications, we successfully launched the **Fracassi & Co.** brand in 2019; something that we feel accurately portrays our business, our team, and our credo...what a year it's been!

As we enter 2020 our focus on the Luxury and Investment real estate markets remains strong, and our growth has allowed us to stay true to our roots by assisting buyers and sellers of all demographics, while maintaining the highest level of service. In an industry that uses the term "full service" rather loosely, we wanted to take customer service one step further and offer a "concierge" type platform; essentially allowing our clients direct access to our database for everything related to their purchase or sale.

We are humbled to have been recognized as the Top Team at Coldwell Banker Community Professionals for our production in 2019, and recipients of the Diamond Society Award for Coldwell Internationally. This is a testament to our clients' loyalty in an ever-competitive marketplace. We understand the importance of our existing client base, and we're dedicated to out servicing the competition in order to retain their business, as well as their referrals.  
**Fracassi & Co.**  
**Coldwell Banker, Community Professionals, Brokerage**  
**905.522.1110** | [fracassiandco.com](http://fracassiandco.com)  
*(Please see ad on pg 13)*



### BARNBOARDSTORE HAMILTON

"I'm in heaven!" is a common exclamation when one enters **Barnboardstore Hamilton** for the first time. It's no surprise – massive slabs of wood from centuries-old trees just have that 'wow' factor effect on people.

In addition to the stunning timbers lining the walls of the warehouse, there are hand-hewn beams for fireplace mantles, bookmatched walnut and maple tabletops, all shapes and sizes of barn board and reclaimed wood, as well as locally-made metal bases for tables and benches, and epoxy resin and finishes for your next project.

Whether a client prefers to have our skilled craftsmen handle their project from start to finish, or wants to tackle it all on their own, we are here to help in any way we can. Visit our shop and warehouse to get inspired for your next project!

Some of the products and services we provide:

- Dining tables
- Conference tables
- Floating shelves
- Live edge
- Reclaimed wood
- Desks
- Benches
- Floating shelves
- Feature wall installation
- Barn doors
- Epoxy
- Osmo Canada finishes

**1044 Cannon St E, Unit C, Hamilton** | **647.667.2102**  
[hamilton@barnboardstore.com](mailto:hamilton@barnboardstore.com)  
[barnboardstore.com](http://barnboardstore.com)  
*(Please see ad on pg 35)*



### COVERS CANADA – SHADE AND DRAPERY SPECIALISTS

With over 30 years of experience, we offer the area's widest selection of window treatments for every home and budget. With a full range of products and manufacturers to choose from, you have the best of all worlds. We don't dabble in window coverings – it's our business. Our Certified Interior Decorator will help you select the right mix of blinds, shades, shutters and drapery for your home. And we make it even simpler with professional measuring and installation.

We specialize in blending design with technology. We offer motorized shading solutions for any home or office. From the early stages of construction to final installation, our team will provide you with everything you need. Whether you require a single motorized shade or an entire networked system, we have the internal resources to ensure your project is done right.

If you're building and are considering motorized shades or drapery, contact us early in the process. We will guide you and your builder on the correct wiring before the walls are closed in.  
**For more information or to book a consultation in your home or office, visit our website [coverscanada.ca](http://coverscanada.ca) or call us at 905.692.4440**  
**Fletcher Square – 1970 Rymal Rd E, Hamilton**  
*(Please see ad on pg 41)*



### DECORRESTORE

We are proud to launch the grand opening of our third showroom, featuring the largest selection of Caesarstone in the Golden Horseshoe. The large feature wall of slabs makes visualizing your quartz so much easier. We feature the full line and newest colours. Decorators, trades and homeowners are invited to meet in our beautiful showroom for consultations and inspiration.

Our reputation for offering quality new kitchens, kitchen cabinet refacing and restyling is well known from Niagara to Mississauga. Our professional spray painters take pride in producing exceptional results. **Decorrestore's** focus is providing you with the customer service you deserve in making your kitchen project a success, no matter the size.

Our team of professionals look forward to meeting and serving you. Please visit our newly built showroom and design centre. You will be surprised at the options available.  
**Visit our Kitchen Design Centre featuring Caesarstone: 220 Nebo Rd, Unit #4, Hamilton**  
**905.381.4269**  
[info@decorrestore.ca](mailto:info@decorrestore.ca)  
[decorrestore.ca](http://decorrestore.ca)  
*(Please see ad on pg 5)*



**COUTURIER REALTY GROUP**  
**Couturier Realty Group** is a boutique style brokerage with client service and satisfaction as its cornerstone.

We have a team of experts providing all aspects of the real estate experience from initial consultation, determination of needs and desirability of styles of homes and locations, knowledgeable mortgage professionals and the best social media and photographer to market your property in the best possible way.

We put our time into each and every one of our clients, to ensure they are fully informed and that they understand the process. We pride ourselves on facilitating a very smooth process.

From initial consultation and long after the sale has closed, we are your real estate partners for life!

Please feel free to contact us and we would love to help you in your search.

**Mary Couturier, Broker**  
**4993 King St, Beamsville**  
**905.979.1715**  
**marycouturier.ca**  
*(Please see ad on pg 4)*

**DUNCAN DESIGNS**  
**Duncan Designs** is an Interior Design Firm located just outside of Hamilton. We opened our business in 2017. We may be a new firm, but we are not new to design.

With over 11 years of experience and training, we have the expertise to handle projects of all sizes. Big or small, we do it all.

We find a lot of our clients don't feel their project is big enough for a Designer, they just need some advice. We can help, with in-home consultations and a customized style guide to give you a clear direction.

Have a bigger project in mind? Need to renovate or add an addition to your home or business? These are all services we provide which include: space planning, furniture layouts, optimizing your space for the best function of the room, budgeting, design scheme made specifically with you and your project in mind, finish sourcing, furniture and accessory sourcing, and project management. We work with your wants and needs, timeline, and budget.

Our main focus is on customer service and a happy client. We look forward to working with you!  
**416.888.9051**  
**jduncan@duncandesigns.ca**  
**duncandesigns.ca**  
*(Please see ad on pg 61)*

**ELM RIDGE LIGHTING**  
 If you are looking for customer service and reasonable pricing for fashionable lighting, **Elm Ridge Lighting** is the place to visit.

Since 2003 we have been looking after homeowners, designers and builders' needs with lighting that ranges from Traditional to Contemporary and anything in between.

Our 2000 sq.ft. showroom offers many unique styles of lighting from suppliers such as Hinkley, Hubbardton Forge, Capital, Feiss and 30+ others. For those homes with high ceilings and large open spaces, decorative ceiling fans from suppliers such as Monte Carlo, Savoy House, Fanimation, Kichler and Kendal can offer energy efficiency savings by helping to circulate the air as well as provide light and design.

For some, doing renovations or building a new home can be an overwhelming experience, but at Elm Ridge Lighting we offer free one-on-one consultations to help make it more enjoyable. Bring us your plans and we will work with you room by room to select the appropriate lighting suited for your needs. We pride ourselves on quality customer service and making sure our clients' needs are met at no additional cost.

*Shop Local, keep our brick and mortar stores open.*  
**389 Barton St (at Millen Rd), Stoney Creek**  
**905.664.1912**  
**elmridgelighting.com**  
*(Please see ad on pg 35)*

**ENNS CABINETRY**  
 Every person is unique, and so is their design style. From traditional, transitional, to the growing contemporary design trend, **Enns Cabinetry** strives to stay at the forefront of many different design preferences.

One such growing trend is combining solid colour cabinet doors with wood grain accents – and vice versa. One way to do this is “framing” the cabinet with thick panels. This makes each cabinet pop off the wall by separating it from the one next to it and can also make your cabinets look like a piece of art, delicately placed in the perfect spot of your room to draw your eye. But this trend isn't limited to kitchens. It can be done in home bars, bathrooms, and even bedroom nightstands. And the options for material varies. There is the traditional wood slab door, but the industry is continually adding new, more durable synthetic products that can give you peace of mind that they will stand up for years to come – in a variety of colours! Visit our showroom or check out our Instagram to see more.

**36 Scott St W, St. Catharines**  
**EnnsCabinetry.com**  
**@EnnsCabinetry**  
*(Please see ad on pg 33)*

INTERIOR DESIGN SERVICES FOR YOUR HOME & BUSINESS

**416.888.9051** [duncandesigns.ca](http://duncandesigns.ca)

**Satellite GARDENS.ca**

We'll get your garden growing.

**the garden store with more**

**1167 Rymal Rd. E., Hamilton**

**THE SOURCE FOR HOME COMFORT**

- GAS FIREPLACES
- WOODSTOVES
- HEATING
- AIR CONDITIONING
- SALES & SERVICE

Offering the finest collection of quality wood and gas fireplace products...since 1975

316 Brock Road, Greenville (Dundas)  
 905.627.4147 • [www.thesourceforhomecomfort.com](http://www.thesourceforhomecomfort.com)

**TAKE US FOR GRANITE**

905.387.8613 | [www.takeusforgranite.ca](http://www.takeusforgranite.ca)  
 60 Lancing Drive, Unit 1, Hamilton

Never taken for granted, always Take Us For Granite. Call us today to discover our custom marble, granite and quartz solutions.

**A MORTGAGE CHECKUP CAN SAVE YOU THOUSANDS\$\$\$**

- ✓ PURCHASES
- ✓ REFINANCES
- ✓ RENEWALS
- ✓ DEBT CONSOLIDATION
- ✓ SELF-EMPLOYED
- ✓ NEW TO CANADA
- ✓ HOME RENOVATIONS
- ✓ INVESTMENTS

- Access multiple lenders with one application.
- Expert advice.
- Best of all, my services are at no cost to you\*.

\*OAC. Some restrictions apply.

For All Your Mortgage Needs, Contact Me Today.

**Lisette Amalfi**  
 Mortgage Broker | Lic# 13121  
 Direct: **905.529.1199**  
 Toll Free: 877.529.1199  
[lamalfi@mortgagealliance.com](mailto:lamalfi@mortgagealliance.com)  
**APPLY ONLINE @**  
[mortgagealliance.com/lisetteamalfi](http://mortgagealliance.com/lisetteamalfi)

**GREATER GOLDEN HORSESHOE MORTGAGE ALLIANCE**  
 OAC MORTGAGES TEAM

89 Newsum Drive, Cambridge, ON, N1S 5A8 | Independently owned and operated

# getting PERSONAL

PHOTOGRAPHY KELLY HORKOFF

**GETTING TO KNOW SOME OF OUR FAVOURITE HOME EXPERTS.**

### AT HOME

**Neighbourhood:** Not cookie cutter, each home is different. **My Mom:** Has always been there for me. **Best Thing About Spring:** Spending more time outside. **Last Photo I Took:** My newborn son.

**SUCCESS SECRET:** Don't grow bigger, grow better.

## TREVOR SEDORE

Creekside Landscaping & Construction

Creekside Landscaping & Construction was founded on the principles of trust, respect and honesty. We improve nature's beauty and build landscapes for others to enjoy. At the end of the day, every project we do is about making our clients' dreams a reality.

### AT WORK

**Biggest Satisfaction:** Standing back at the end of a project and seeing satisfaction on a client's face. **Spring Garden Tip:** Mulch – it serves more purpose than simply cosmetics. **Next Project:** A plake, a pool designed to look like a lake.

### VINCENT AT HOME

**Neighbourhood:** Kirkendall South. **Spring Activity:** Fishing. **Last Song I Sang Along To:** Chris Stapleton, Tennessee Whiskey. **My Mom Is:** A superstar.

### AT WORK

**Latest Project:** 469 Crosby Ave., Burlington. **Company Credo:** Concierge service for everything real estate. **Market Trend:** Low inventory is creating a sellers' market.

**ADVICE FOR CLIENTS:** Sell, sell, sell!

## RAMSIN KAMO, VINCENT FRACASSI & NICOLETTE MODI

Fracassi & Co.

We are a boutique real estate brokerage servicing Hamilton, Burlington and surrounding areas. We have a strong presence in the luxury and investment markets, with a passion for working with first-time buyers, empty nesters and retirees, as well as landlords.

Continued on page 64





**ADVICE FOR SELLERS:** Work with a realtor who knows local market trends.

**AT WORK**  
**Workplace Joy:** Being in the company of fellow passionate realtors. **Business Philosophy:** Always put your clients' best interests first. **Advice For Buyers:** Work with a realtor who's intimately familiar with your city.

## JOANNA CUTAIA-BEALES

RE/MAX Escarpment Realty Inc., Brokerage

As a seasoned realtor born and raised in Hamilton, I make it a priority to stay up-to-date on market trends and keep a close eye on changing neighbourhoods in the city. I believe in exploring the city as much as possible, getting out of the office and showing my clients what this beautiful city has to offer. This allows me to better serve the interests of clients while helping them make informed real estate decisions.

**AT HOME**  
**Neighbourhood:** Ancaster.  
**My Family Is:** Always there to support and encourage me.  
**Spring Getaway:** Collingwood.  
**Guilty Pleasure:** Chocolate.



**AT HOME**  
**Neighbourhood:** Dundas, near the rail trail. **My Mom Was:** My best example of resilience and perseverance. **Spring Go-To:** Studio tours, any home show. **Favourite Book Or Movie:** Chariots of Fire.

**STAGING TRENDS:** Neutrals, earth tones, black and white, geometrics.

## JILL ACKERMAN

Stage Right

Stage Right is a full-service home staging company. We “stage to sell” by making sellers’ properties easier to buy. We “style to stay” by making homes easier to live in and love, either by working with what they have and/or adding carefully chosen items to suit their taste and budget. And we help homeowners conquer their colour phobias by guiding them through the colour selection process with confidence and enthusiasm.

**AT WORK**  
**Morning Routine:** Check correspondence, pull and pack for that day's staging projects. **Best Job Activity:** Pulling a job together at the job site. **Tip:** For selling, ask yourself, “Would I pay someone to move that?”

**AT HOME**

**Neighbourhood:** Ancaster, home since 1976. **Favourite Room:** Kitchen because I love to cook and entertain. **My Mom Is:** A centenarian who always loved beautiful décor. **Spring Fun:** Weekends away at our Collingwood condo.

**ANNE SMITH**

Buy The Yard Interiors

Buy The Yard Interiors will meet and exceed all your decorating needs for home or office. We listen to your ideas and help you coordinate your design project with confidence, from concept to completion. We are conscious of the value of good service and have been awarded for our design ability, furnishings and custom window coverings over the last 30 years. Whatever your style, we will help you achieve it.



**AT WORK**

**Store Style:** Design studio. **Recent Project:** A family room update – new furniture and drapery. **Exciting New Trend:** Use of mixed metals and vibrant colours. **OH**

**BEST SELLER:** Reupholstery (avoids landfill).

SEE OUR DIRECTORY FOR ALL CONTACT INFORMATION.



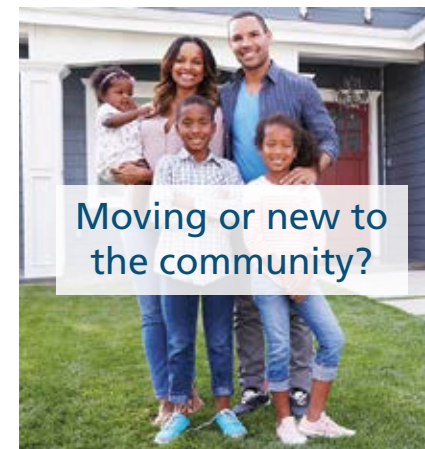
**TEN THOUSAND VILLAGES**

**Global Style. Global Good.**

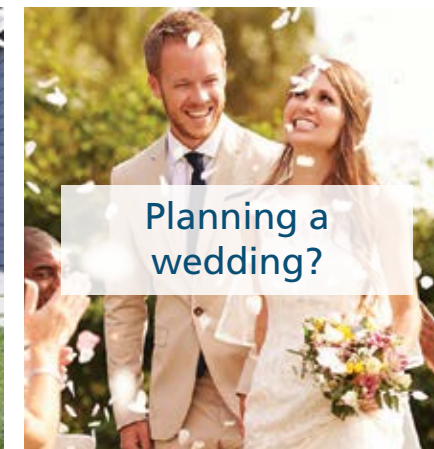
Decorate your home with pieces that tell beautiful stories.

**i** / VillagesHamilton  
162 Locke St. South, Hamilton  
905-528-3875

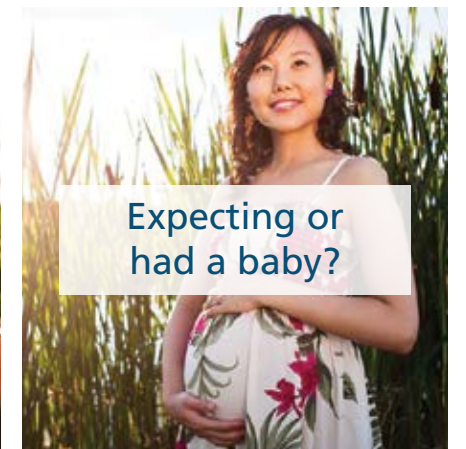
**Welcome To The Neighbourhood!**



Moving or new to the community?



Planning a wedding?



Expecting or had a baby?

ALL THE VISITS ARE FREE | NO OBLIGATION | COMPLIMENTS OF LOCAL BUSINESSES

Visit our website to register: [www.welcomewagon.ca](http://www.welcomewagon.ca) or call 1.844.299.2466



*Bringing Local Community Information and Gifts*

Welcome Wagon offers part-time career opportunities in your community.

# directory

OUR HOMES attracts the area's finest businesses to advertise in our pages, and utilize our unparalleled distribution and coffee-table appeal to market their products and services. We're making it easier for you, our readers, to become educated as you plan your home- and real estate-related purchasing decisions. View these business ads online at [ourhomes.ca](http://ourhomes.ca). The listings below are organized alphabetically by industry.

## ARBORICULTURE/ARBORIST

Arborwood Tree Service, 71

## ART/ARTISANS/ART GALLERIES/ STUDIOS/WORKSHOPS

Nest, 19  
Paul Elia Gallery, 73  
West Hamilton Artists Tour, 43

## AUTOMOBILE

Performance Lexus, 2

## BEDS & BEDDING/MATTRESSES/ SLEEP PRODUCTS

Covers Canada, 41, 59

## CABINETS & MILLWORK/ CARPENTRY/FINE WOODWORKING/ CUSTOM FURNITURE

Actuality Designs Custom Furniture, 51  
Barnboardstore.com, 35, 59  
Enns Cabinetry, 33, 60  
Kennedy Carvings & Construction, 73  
Unique Custom Cabinets, 53

## CHAINSAW CARVING

Kennedy Carvings & Construction, 73

## CHARITABLE/NON-PROFIT ORGANIZATIONS

Habitat for Humanity, 55  
Ten Thousand Villages, 67  
Welcome Wagon, 67

## COUNTERTOPS

Stone On The Go, 73  
Take Us for Granite, 61

## DRYWALL/PLASTER/STUCCO

Schuit Plastering & Stucco Inc., 43

## EXTERIOR FINISHES/IMPROVEMENTS

Spray-Net, 71

## FABRIC/UPHOLSTERY/CANVAS

Buy The Yard Interiors, 53

## FINANCIAL/INSURANCE/ MORTGAGE/INVESTING

Mortgage Alliance Golden Horseshoe, 61

## FIREPLACES & STOVES/ACCESSORIES

The Source for Home Comfort, 61

## FLOORING

Barton Bath + Floor, 19  
Eden Tile-It, 57  
Lincoln Design House, 14

## FLORAL DESIGN/FLORESTS

Satellite Gardens, 61

## FURNITURE & HOME DÉCOR/ ACCENTS/GIFTS/COLLECTIBLES

Actuality Designs Custom Furniture, 51  
Brushed Designs, 35  
Buy The Yard Interiors, 53  
Dal's Home Furnishings, 75  
Graham & Brooks, 51  
Interiors by Better Shade, 6, 7, 58  
Lincoln Design House, 14  
Nest, 19  
Ten Thousand Villages, 67  
The Furniture Gallery, 76  
The Millionaire's Daughter, 9, 58

## GARDEN CENTRES/GREENHOUSES/ NURSERIES

Satellite Gardens, 61

## HOME IMPROVEMENTS/ RENOVATIONS

Aberdeen Interiors, 19  
Violin Contracting, 51

## INTERIOR DECORATING/INTERIOR DESIGN/HOME STAGING

Alto Interiors, 43, 58  
Bella Casa Interiors, 51  
Duncan Designs, 60, 61  
Lincoln Design House, 14  
Rowe Interiors, 55  
Stage Right, 33

## KITCHEN & BATH

Barton Bath + Floor, 19  
decorrestore, 5, 59  
Enns Cabinetry, 33, 60  
Grand Kitchens & Design, 51  
Lincoln Design House, 14  
The Ensuite Bath & Kitchen Showroom, 35  
Unique Custom Cabinets, 53

## LANDSCAPE DESIGN & ARCHITECTURE/ LANDSCAPING/LAWN & GARDEN

Connon Nurseries, 41

Creekside Landscaping, 73  
Shades of Summer Landscaping  
and Maintenance, 13

## LIGHTING

Elm Ridge Lighting & Interiors, 35, 60

## ORGANIZATION/STORAGE

Closets by Design, 15

## PAINTING & DECORATING

Aftica Decor, 53  
Benjamin Moore, 11  
Halsen Decor Paint & Paper, 11  
Spray-Net, 71

## PLUMBING

Barton Bath + Floor, 19

## REAL ESTATE

Coldwell Banker Community Professionals –  
Vince Fracassi, 13, 59  
Couturier Realty Group –  
Mary Couturier, 4, 60  
Judy Marsales Real Estate –  
Jennifer Daniel, 3  
RE/MAX Escarpment Realty Inc. –  
Joanna Cutaia-Beales, 57

## SPECIAL EVENTS

West Hamilton Artists Tour, 43

## STAIRS/RAILINGS

Berman Stairs, 55  
Kenedy Stairs, 19, 58

## TILE

Barton Bath + Floor, 19  
Eden Tile-It, 57

## WATER TREATMENT/FILTRATION

Water Depot, 9

## WINDOW TREATMENTS

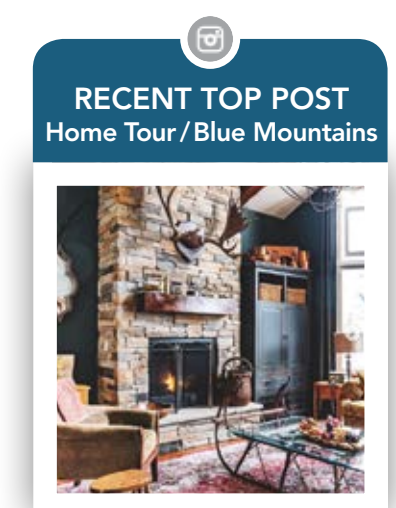
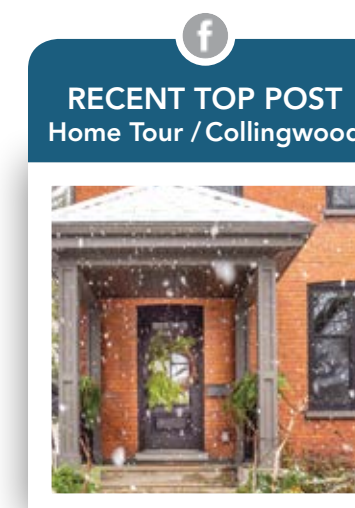
Buy The Yard Interiors, 53  
Covers Canada, 41, 59  
Halsen Decor Paint & Paper, 11  
Interiors by Better Shade, 6, 7, 58  
Lincoln Design House, 14  
Salnek's Custom Window Treatments, 5  
Smart Shutter Canada, 23



# OUR inspiration becomes YOUR reality

Home Tours, Style Ideas, Recipes & DIYs

Follow OUR HOMES on Pinterest, Facebook and Instagram for the latest updates.



celebrating life at home

# ourhomes.ca

# VERTICAL VIBES

STORY **CONNIE JESKE CRANE**

CREATIVE WAYS TO GIVE PLANTS THE SPOTLIGHT IN YOUR HOME



**MONSTERAS, POTHOS, STRING-OF-PEARLS, BOSTON FERNS - AND LET'S NOT FORGET SUCCULENTS. IT SEEMS WE CAN'T GET ENOUGH GREEN IN OUR HOMES THESE DAYS. IN 2020, HOUSEPLANTS CONTINUE TO BE ONE OF THE HOTTEST DÉCOR TRENDS, FUELLED BY INSTAGRAM AND THE MILLENNIAL OBSESSION WITH "PLANT PARENTING."**

But tucking a few potted pots in a corner isn't going to cut it. With houseplants today, it's all about going big. Plants are becoming focal points in homes, rather than fading into the background.

Vertical gardening is a perfect fit with today's more-is-more approach. From rustic wall-mounted herb planters to swingy macramé retro plant hangers or sophisticated living walls, this trend is all the rage – and can be integrated into any price point or living space.

Amanda Matfin, founder of Greenteriors, says today's wall-adorning installations deliver a dramatic, living-and-breathing aesthetic to your home. "It just transforms the space completely."

*Continued on page 72*

Our paint is perfect for brick & siding, not to mention **your sense of style.**



Spray-Net is the new way to paint your home. With our patented technology, we formulate a custom coating for brick, stucco, siding, front & garage doors, & window frames. We engineer a unique paint for each surface & every painting condition. Don't settle for conventional painting. Choose the next generation. Choose Spray-Net – *the smart way to a beautiful home.*

[SPRAY-NET.COM](http://SPRAY-NET.COM)

[1.877.45.SPRAY](tel:187745SPRAY)



**SPRAY-NET**  
Custom Chemistry. Smarter Painting.



**we love beautiful, healthy trees.**

**arborwood**  
TREE SERVICE INC.

The preservation of trees improves not only our quality of life, but also the lives of generations to come.  
**Preserve trees - Improve life.**

[arborwood.ca](http://arborwood.ca)  
1.888.721.8882 | 905.681.9933



pruning | tree & shrub | fertilization | organic plant health care | dynamic support systems

insect & disease monitoring & treatment | hazardous limb & tree removal | arborist reports for pre & post construction

# gardening

**WANT TO CREATE A GORGEOUS GREEN FOCAL POINT IN YOUR HOME? HERE ARE SOME IDEAS TO GET YOU STARTED.**

## LIVING WALLS

### What is a living wall?

A living wall is a system that allows plants to grow on a vertical panel, and can be either water-based (hydroponic) or soil-based. Professionally constructed walls have their own irrigation systems and are available in two types: passive, which provides water and nutrient delivery; and active, which mechanically circulates air through the wall to improve indoor air quality.

On the higher end, living walls are lush, organic backdrops. Most often you'll see them gracing corporate headquarters and public buildings – but if you really love them, you can bring this concept home, too. Perfect for clean, modern interiors, Amanda says a living wall is like a large art piece and makes a bold design statement: “There’s always that fun, wow factor. If you host a dinner party and people come over and they see it, they are like, ‘Oh my gosh!’ It’s a talking piece.”

So what’s involved? To really thrive, the first thing living walls need is proper planning and installation. Amanda says the process usually starts with an in-home consultation, during which a consultant evaluates your space and available light to determine what artificial light you may need, then discusses your plant and design preferences.

The best time to bring in a consultant, says Adam Holder, sales and client relations manager with Nedlaw Living Walls, is prior to a renovation or new home construction. And once your project has been installed, he reminds homeowners that maintenance is key to the living wall’s survival – even with built-in irrigation. As Adam says, “It’s a baby; it needs love.”

Adam points out that maintenance is one area where homeowners can save a bit on costs. Typically, installations require a monthly maintenance call, where a technician will “maintain the plants, look at the system, check that things are running optimally, prune the plants.” But alternatively, Adam says, his company can teach clients how to perform their own maintenance.

To integrate a professionally designed and installed living wall into your space, basic systems start at around \$175 per square foot and more complex ones can reach up to \$300 per square foot, depending on your specific requirements and personal preference.



Chapman House Project – Nedlaw Living Walls



Wally Pro Pockets – WallyGro



Wally Eco Wall Planters – WallyGro

### DIY VERSIONS

There are simpler, more cost-effective ways to achieve green, vertical impact, from DIY vertical wall kits to popular vertical wall planter systems like WallyGro.

### PLANT CHOICES

When it comes to the fun stuff – choosing plants – for either DIY or high-end routes, Amanda’s recommendations lean toward plants that traditionally do well indoors. Tropicals predominate here, she says, adding, “It’s almost impossible to kill pothos, ivy, spider plants, snake plants.”

### TALK TO A PROFESSIONAL

Even if you’ve chosen the DIY route, Amanda always recommends getting some advice first. “Still reach out and chat with a professional, because there are a lot of new systems coming onto the market... And at the end of the day, there are a few factors that need to go into a living wall to ensure it’s going to be successful.” **OH**

**KENNEDY CARVINGS & CONSTRUCTION**

- ONSITE/MOBILE CHAINSAW CARVINGS
- LANDSCAPE CARPENTRY
- TIMBER FRAMING • CUSTOM LOG DESIGN

*“You Gotta See What I Saw”*

905.807.4004  
 kennedy.carvings@gmail.com  
 @kennedy.carvings

# PAUL ELIA GALLERY

**1167 CANNON ST. EAST**

VIEW ARTWORK, PURCHASE PRINTS OR COMMISSION A PIECE OF YOUR OWN.

CALL OR EMAIL TO MAKE AN APPT.  
 905 296 8850

▶ paulelia.ca  
 ▶ paul@paulelia.ca  
 ▶ @pauleliaart

*Making Memories Together*

**CREEKSIDE**  
 LANDSCAPING • CONSTRUCTION

289.259.7211 • info@creeksidelc.com  
 @creeksidelancon • creeksidelc.com

SPECIALIZING IN CREATING OUTDOOR SPACES THAT ARE BEAUTIFUL YET FUNCTIONAL

# STONE ON THE GO

## QUARTZ & CABINETS

QUARTZ KITCHEN COUNTERTOPS

1170 Rymal Rd E Unit C-1, Hamilton  
 905.575.6882 stoneonthego.com

finishing touch




PANTONE'S COLOUR OF 2020  
**CLASSIC BLUE**

1. BENJAMIN MOORE: Paint in Delphinium CC-872, Blueberry Hill 812 and Blue 2066-10 2. COLE & SON: Aldwych 94/5025 Wallpaper 3. FARROW & BALL: Tessella BP 3604 Wallpaper 4. PERONDA: FS Faenza Tile 5. STRUCTUBE: Taub Planter with Hanger in Blue 6. MADE GOODS: Arricka Chandelier - Blue Abaca Rope/Gold Metal 7. BED BATH & BEYOND: French Home Laguiole Flatware Collection in French Blue 8. RENWIL: Cobalt Table Lamp 9. LEXINGTON HOME BRANDS: Cobalt Meridian Bar 10. SUNPAN: Nevin Counter Stool in Sapphire Blue 11. CRATE & BARREL: Omri Dinnerware 12. ABBOTT: Cup with Handle in Blue and White 13. IKEA: Smidie Dyed Sheepskin Rug in Dark Blue 14. EASTERN ACCENTS: Majorca Coral Reef Duvet Cover 15. LA CORNUE: CornuFé 110 Range in Royal Blue with Stainless Steel and Polished Brass Trim OH



**Dal's HOME FURNISHINGS**

BRANT COUNTY'S LEADER IN CANADIAN HOME FURNISHINGS

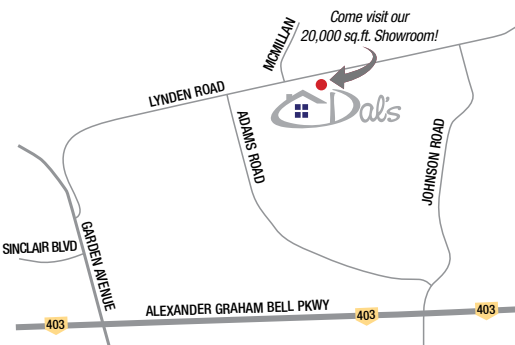


**QUALITY ▪ CUSTOM ▪ SOLID WOOD**  
FURNITURE, BEDS, SECTIONALS, SOFAS, DINING ROOM TABLES, BARSTOOLS & MORE!

NOW OFFERING  
In-Home  
Design  
Consultations

**Where Quality Meets Great Prices!**

420 Lynden Rd, Brantford, ON N3T 5M1  
519.647.3663 [dalshomefurnishings.com](http://dalshomefurnishings.com)



# Discover



## *The* FURNITURE GALLERY

175 Dieppe Rd., (beside Q.E.W.) St. Catharines, 1-800-680-5553  
Mon. to Fri. 9:30-5:30, Sat. 10:00-5:00 [www.furnituregallery.com](http://www.furnituregallery.com)

1975 Celebrating 45 Years 2020