

WINTER 2019/2020

STYLE ■ COMFORT ■ IDEAS ■ REAL ESTATE

# ourhomes

H A M I L T O N A N D A R E A

*inspiring*

**NEW HOME**

*styles*

**DIY  
HOLIDAY  
CRAFTS**

A television  
disguised as art

**MODERN  
MINIMALIST  
*reveal***



**GIFT GIVING  
MADE EASY**

**CREATE YOUR  
OWN BAR**



# BUILDING THE NIAGARA LIFESTYLE SINCE 1955



Imagine the exhilarating lifestyle you've always dreamed of. A stunningly beautiful community where neighbours make you feel at home before you even arrive! Golf, boating, parks, wineries, miles of trails all minutes from every exclusive Rinaldi Homes community.

Attention to detail, excellent customer service, and a passion for award-winning homebuilding are the cornerstones of Rinaldi Homes' success.

WELCOME TO NIAGARA!  
FROM THE \$400'S\*

SELECT COMMUNITIES  
THROUGHOUT NIAGARA



ALL THE BELLS & WHISTLES – CONTACT US TODAY!

\* Prices and specifications subject to change without notice. E. & O.E.

RinaldiHomes.com  
905-688-1283



Rinaldi  
HOMES

EXCLUSIVE RINALDI HOMES COMMUNITIES



Cindy Murrell-Wright *Sales Representative*  
905-648-6800 murrell-wright@judymarsales.com  
www.cindymurrellwright.com



Jennifer Daniel *Sales Representative*  
905-648-6800 daniel@judymarsales.com  
www.jenniferdaniel.ca

## 1 Acre For Sale In Prime Ancaster Location!



(905) 648-6800

www.judymarsales.com

©1988

**50% SOLD**



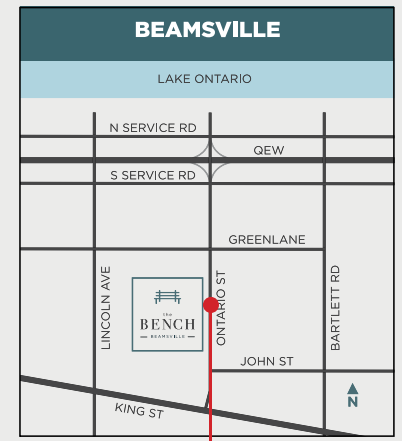
**ASK ABOUT OUR INVESTMENT OPPORTUNITY BONUS**

## STEP UP TO THE BENCH

A boutique mid-rise condominium in charming downtown Beamsville offering exquisite suites with luxury features, up to 10' ceilings and parking included. Boasting glorious views of the Escarpment and the Lake plus your own rooftop terrace with BBQ. Savour elegant condo living in the Niagara Region surrounded by renowned wineries, stunning vistas, charming villages and eclectic shopping. Life is fine at The Bench. Move in 2020. **Learn more and REGISTER TODAY!**



YOUR ROOFTOP PATIO



THE BENCH SALES OFFICE

ONE & TWO BEDROOM CONDOS UP TO 1,045 SQ. FT.

**FROM THE MID \$300'S**  
**BENCHCONDOS.COM**

**Sales Office:** 4514 Ontario Street,  
Beamsville, ON L0R 1B5  
289.566.9241  
**info@benchcondos.com**

Prices and specifications are subject to change without notice. Renderings are artist concept. E. & O.E.



*Need Inspiration?*

Come Visit our HUGE  
**17,000 Sq Ft**  
Design Showroom

*Helping you make  
your house a home*



• FLOORING • FURNITURE • DESIGN CONSULTATION • AREA RUGS • CAMBRIA QUARTZ COUNTERS • WINDOW COVERINGS/BLINDS

*Now Offering an additional 2000 sq ft of Dave's Discount Flooring & more*



FURNITURE | FLOORING | DECOR

905.563.0070

**NEW LOCATION:**  
4548 Ontario St, Beamsville ON

[www.LincolnDesignHouse.ca](http://www.LincolnDesignHouse.ca)

MON-FRI 10-6 | SAT 9-4 | SUNDAY Closed



Family owned & operated...Just a phone call away • Servicing the Lincoln, Grimsby & Surrounding Area



# Dal's HOME FURNISHINGS

BRANT COUNTY'S LEADER IN CANADIAN HOME FURNISHINGS



**WHICH IS YOUR STYLE?**

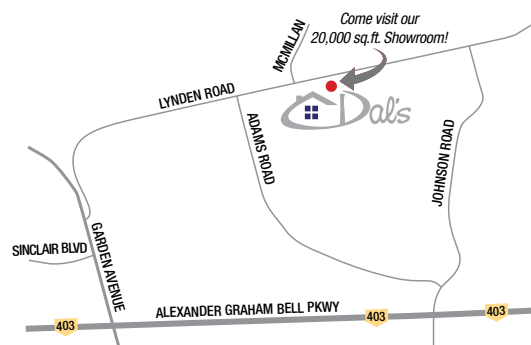
**MADE IN CANADA** **Made To Order** PICK YOUR STYLE + PICK YOUR FABRIC + PICK YOUR COMFORT

**QUALITY - CUSTOM - SOLID WOOD**  
FURNITURE, BEDS, SECTIONALS, SOFAS, DINING ROOM TABLES, BARSTOOLS & MORE!

NOW OFFERING  
In-Home  
Design  
Consultations

**Where Quality Meets Great Prices!**

420 Lynden Rd, Brantford, ON N3T 5M1  
519.647.3663 [dalshomefurnishings.com](http://dalshomefurnishings.com)



**HunterDouglas** Own the Light



**SALNEK'S™**  
CUSTOM WINDOW TREATMENTS  
Covering Windows for over 30 years

**SALNEK.CA**  
Barrie • Burlington • Collingwood • Markham • Toronto

Get a Rebate of  
**\$400**  
when you purchase 5 select\* window treatments with PowerView™ Motorization.  
NOVEMBER 1 TO DECEMBER 15, 2019  
BONUS: Buy the PowerView™ Hub and get a 30-day "money back" guarantee\*\* with purchase.

Choose your perfect shades.  
Schedule your sunset.

**The Power of Choice Promo**

**HunterDouglas Gallery®**

**DUNDAS**  
242 GOVERNORS RD.  
905.966.2251

**BURLINGTON**  
2202 INDUSTRIAL ST.  
905.320.4811

BLINDS | SHUTTERS | DRAPERY | MOTORIZATION | AUTOMATION



**Enns**  
CABINETRY  
www.EnnsCabinetry.com  
Designer: Art Enns

Instagram Facebook



A FAMILY RUN BUSINESS OFFERING OVER 60 YEARS OF HANDS-ON EXPERIENCE

RESIDENTIAL + COMMERCIAL + INDUSTRIAL + REPAIRS

QUALITY WORKMANSHIP & GENUINE DEPENDABLE SERVICE

DEDICATED TO PROVIDING RELIABLE AND EFFECTIVE ROOFING SYSTEMS

OWENS CORNING® PREFERRED CONTRACTOR

NIAGARA 905.931.5351  BURLINGTON 905.633.8555  
www.boscoroofing.com



RESIDENTIAL . COMMERCIAL

ADDITIONS  
DECKS  
RENOVATIONS  
GARAGES

905.515.8389  
dawboysconstruction@gmail.com



**REGIONAL PUBLISHERS** Jamie Jefferson  
Georgette McCulloch  
**REGIONAL ASSOCIATE PUBLISHER** Laurie Lotimer, 905.516.8933  
laurie.lotimer@ourhomes.ca  
**REGIONAL MANAGING EDITOR** Melissa North  
**REGIONAL PRODUCTION MANAGER** Lynn Derrick  
**MARKETING & ADVERTISING** Laurie Lotimer, 905.516.8933  
**ACCOUNT DIRECTOR** Stacey-Ann Ricard, 905.537.5074  
staceyann.ricard@ourhomes.ca  
Dianne Brown, 905.975.0280  
dianne.brown@ourhomes.ca

REACH US EASILY: [firstname.lastname@ourhomes.ca](mailto:firstname.lastname@ourhomes.ca)

OUR HOMES is a registered trademark of OUR HOMES MEDIA GROUP INC.  
OUR HOMES Hamilton and Area is published four times a year.

OUR HOMES is distributed to residents of Ancaster, Dundas, Hamilton and Stoney Creek via direct delivery. Copies of OUR HOMES are available for free pick up at high traffic locations throughout the region. OUR HOMES is distributed to select business leaders via direct delivery.

Please send all letters and/or feedback to OUR HOMES Magazine,  
25 Elgin St., Collingwood, ON Canada L9Y 3L6. Or email us at [editor@ourhomes.ca](mailto:editor@ourhomes.ca).  
All letters received are subject to editing for grammar and length.

OUR HOMES MEDIA GROUP INC:

<b>EDITORIAL</b>	<b>PRODUCTION</b>
<b>EDITOR-IN-CHIEF</b> Georgette McCulloch	<b>PRODUCTION DIRECTOR</b> Lynn Derrick
<b>ASSOCIATE EDITOR</b> Kristin Schnelten	<b>PRODUCTION MANAGERS</b> Julia Dempsey, Kelly Donaldson, Marilyn Reid, Tracy Shuttleworth
<b>DIGITAL EDITOR</b> Rachael Havens	<b>OPERATIONS</b>
<b>MANAGING EDITORS</b> Nancy Belgue, Walter Franczyk, Mary Hatt, Cheryl Long, Gina Makkar, Sara Martin, Tiffany Mayer, Georgette McCulloch, Melissa North, Merrilyn Patterson, Heather Wright	<b>MANAGING DIRECTOR, SALES &amp; MARKETING</b> Jamie Jefferson jamie.jefferson@ourhomes.ca
<b>ART</b>	<b>MANAGING DIRECTOR, OPERATIONS</b> Georgette McCulloch
<b>ART DIRECTOR</b> Tara Chattell	<b>ACCOUNT EXECUTIVE</b> Lisa Ormsby
<b>ASSOCIATE ART DIRECTORS</b> Sheila Britton, Robynne Sangiuliano	<b>REGIONAL ACCOUNT EXECUTIVE</b> Suzanne Strong
<b>DIRECTOR OF PHOTOGRAPHY</b> Jason Hartog	<b>BUSINESS DEVELOPMENT</b> Kelly Craig
	<b>ACCOUNTING</b> Tyler Annette
	<b>ACCOUNTS RECEIVABLE</b> Cindie Tonon

**CONTRIBUTORS**

Sara Bederman, Stephani Buchman, Tara Chattell, Jason Hartog,  
Kelly Horkoff, Aleem Kassam, Gordon King, Pat Lizmore, Jenny Liu, Cheryl Long,  
Phyllis Lui, Provoke Studios, Sandy MacKay, Dawn McConnell, Jenelle McCulloch,  
Melissa North, Oak + Olive Co., Dolores Pian, Denise Willson

Advertisements and the content, including photos, of advertisements published within OUR HOMES magazine are supplied solely by the advertiser and neither the publisher nor OUR HOMES Media Group Inc. accept responsibility for opinions expressed in advertisements or for copyright issues with regards to photos, advertising copy and advertisements, nor shall they be held liable thereby. By act of reading this publication, all advertisers and readers agree to indemnify and hold harmless both OUR HOMES Media Group Inc., and the publisher thereby. Copyright ©2019 OUR HOMES Media Group Inc. All rights reserved. Reproduction without permission is prohibited.

**OUR HOMES CAN BE FOUND IN THE FOLLOWING MARKETS:**

- Barrie/Orillia/Midland • Grey Bruce • Hamilton • London • Muskoka
- Niagara • Oakville/Burlington/Mississauga • Ottawa • Peterborough
- Southern Georgian Bay • Toronto & York Region • Region of Waterloo
- Wellington County/Orangeville/Caledon • Windsor



REPELS THE TOUGHEST STAINS.

Find expert service and every colour you can imagine at your locally owned Benjamin Moore® retailer.

**Halson Decor Paint & Paper**

1521 Upper Ottawa St Unit #1

905.388.9983

[halsondecorpaintandpaper.com](http://halsondecorpaintandpaper.com)



©2019 Benjamin Moore & Co. Benjamin Moore, Gennex, Regal, and the triangle "M" symbol are registered trademarks licensed to Benjamin Moore & Co. 9/19



**“IT IS NOT HOW MUCH WE GIVE, BUT HOW MUCH LOVE IS PUT IN THE GIVING.”**  
 – Mother Theresa

**OUR FIRST CHRISTMAS IN CANADA**, celebrated in a completely bare dining room but for a two-foot plastic tree, my husband gave me a radio/cd player. Opening the gift, I mentally harrumphed, thinking he just wanted to listen to his CDs. (Remember when they were the norm? Before music streaming?) But Tony elaborated that he thought I might like the company, since I was home with two children under two and knew virtually no one. How right he was! That was a very long winter and the CBC was my link to the outside world.

I love this time of year. We seem to make more time for enjoying the company of our family and friends, and I so love the excuse to give presents. I might not have Tony's knack for choosing just the right thing, but I like to think I give it the old college try. It's my way of saying "Thank you. You're wonderful. I'm glad I have you in my life."

Speaking of gifting, we at OUR HOMES get to visit such terrific small businesses when we are out and about around Hamilton. I hope you haven't finished your holiday shopping, because you'll find plenty of inspiration in our Style Picks on page 18, and our Spotlight on page 40.

And of course we have two beautiful homes to share. Another fantastic Marcello Alaimo build in Ancaster (page 24), and an exceptional modern new build on the mountain (page 42).

We are so fortunate to find generous homeowners willing to

open their houses to us all. As 2019 comes to a close and 2020 dawns fresh, I'd like to take a moment to say thanks to them as well as all the talented people we work with: Hamilton professionals who help buy, sell, style, improve and decorate the homes we love. It is truly a pleasure to know you.

And to you, lovely readers, my warmest wishes for a festive winter. May your hearts be filled with joy!

*Melissa*

Melissa North, *Managing Editor*  
 melissa.north@ourhomes.ca

Note: In the Coastal Living feature in our fall issue, it was First In Counters that provided all the countertops for the homes in Port Dover. Read more about First In Counters on page 63 in this issue's Source It guide.

Follow us     
 Sign up for our newsletter [ourhomes.ca/newsletter](http://ourhomes.ca/newsletter)

**online** Get more at [ourhomes.ca](http://ourhomes.ca)



**\$3,995,000** 224 Main Street E, Grimsby



**\$799,000** 43 Lake Street, Grimsby



**\$674,900** 22 Baker Road North, Grimsby



*Mary*  
**Couturier**  
 BROKER, B.A.

**BUY, SELL, INVEST.**



*Couturier Team Office  
 Now Open, Main Floor*  
**Couturier Realty Group**  
**4993 King St, Beamsville**  
 905.979.1715  
[marycouturier.ca](http://marycouturier.ca)

*Women and  
 Real Estate*

*Mary Couturier*  
*Broker B.A.*  
*Mentor / Consultant*

BUYING | SELLING | INVESTING

Industry expert providing range of consultative services depending on your individual needs.

Call for a complimentary consultation

905-979-1715  
[womenandrealstate.ca](http://womenandrealstate.ca)

*...Because property  
 asset building is seldom  
 black and white!*

# CONTENTS

## WINTER 2019/2020



24



22



42

### ON THE COVER

One family's move to Ancaster to enjoy the good life. Story, page 24. Photography by Kelly Horkoff.



40



18

### LOCAL FEATURES

- 18 Style Picks** 'Tis the season to gift beautiful home décor.
- 24 Home & Builder** West is best: A new home and new lease on life.
- 40 Spotlight** Discover Urban Cottage, a unique lifestyle store.
- 42 Feature Home** Minimalist + modern = stunning design.
- 64 People** Insight from professionals we admire.

### DEPARTMENTS

- 10 Editor's Note**
- 14 Publisher's Note**
- 16 Advice** Praiseworthy Staircase Design
- 22 Good Taste** Homemade Mulled Wine
- 36 Design Ideas** Flooring Choices Explained
- 52 Cooking At Home** Savoury Stuffed Squash
- 54 Double Take** In Vogue With Green
- 56 Projects** Decorate With Door Tags
- 58 In the Kitchen** Adding Glam
- 68 Crafty Ideas** DIY Holiday Wreath
- 70 Decorating** Winter Décor Pointers
- 73 Home Resource Directory**
- 74 Cooking At Home** Zesty Snowball Cookies
- 76 Finishing Touch** Bars Are Back!



## CELEBRATING 50 YEARS OF EXCELLENCE




We offer 85,000 square feet of affordable furnishings, ranging from contemporary to cottage styles and everything in between. Our Design Experts are here to provide inspiration and help you select furniture that will fit your lifestyle. Whether you are furnishing one room or a full house, we can help create the look you'll love.

To find out more, visit [stoneycreekfurniture.com](http://stoneycreekfurniture.com)

TWO LOCATIONS: 395 LEWIS ROAD, STONEY CREEK AND 7979 WESTON ROAD, VAUGHAN. 1-800-263-8575



PHOTO: PAT LIZMORE



Some favourite stops in France and Germany.

**I** REMEMBER HOW PROUD MY SON WAS WHEN HE bought his first home. "Welcome to my castle!" he said as he welcomed us in the front entrance. My fall birthday adventure took me and my friend Pat on a river cruise in Europe where we viewed castles everywhere. We even met a Dutch Princess who showed us around her castle, which included a museum and a butterfly sanctuary.

The small villages along the Rhine river had colourful houses with enormous displays of flowers in window boxes. Each day we were reminded of each town's history and the many people who had lost their homes during the First and Second World Wars, but later rebuilt them. We were greeted warmly by everyone we met in Switzerland, France, Germany and Holland. It was a once-in-a-lifetime tour that also brought us to incredible wineries with our cruising buddies who just happened to come from Hamilton, Grey and Bruce Counties – even Kentucky.


The entire trip reminded me of our own castles here at home, but with modern conveniences. In this issue, OUR HOMES presents two local homes, each treasured by their homeowners. Even if they don't have a moat, they're still fabulous.

Enjoy the season!

*Laurie*

Laurie Lotimer, Associate Publisher  
laurie.lotimer@ourhomes.ca

ENJOY YEAR-ROUND CAREFREE LIVING IN PORT DOVER




SWING

PLAY

RELAX

LIVE



Active Adult Lifestyle Community

Resort Style Living on the Shores of Lake Erie!

1 BDRM+DEN & 2 BDRM  
BUNGALOW TOWNHOMES

from the lower \$500's

- 2-Car Garage
- Cathedral Ceilings

BUNGALOW & LOFT-STYLE  
50' & 60' DETACHED

from the mid \$600's

- 2-Car Garage PLUS Golf Cart Garage\*
- Luxurious Finishes Throughout

REGISTER TODAY – [DoverCoast.ca](http://DoverCoast.ca) or 519-583-2049



\*Golf cart garages available only on 60' lots. As per plan. Prices & specifications subject to change without notice. E.&O.E.





## Celebrating 65 years of success.

Thank you for making Barton Bath + Floor your choice for bath, flooring and kitchen products for 65 years!



Visit our showroom today or call us at: 905 561 3521  
2440 Barton St E, Hamilton · BartonBathAndFloor.com



► SPECIALIST IN HOME REMODELING & RENOVATION  
► CUSTOM HOMES / ADDITIONS / KITCHENS / BATHS / BASEMENTS  
► FULLY LICENSED & INSURED



Building your future from foundations of old and new.



EMILIO VIOLIN (905) 807-2330  
VIOLINCONTRACTING.CA

advice



# STAIRCASES

## GOING UP AND DOWN IN STYLE

Interior Designer **Dolores Pian** shares her ideas.

Staircases are corridors, leading both the eye and visitor from one storey to the next. An important element in the design and function of a home, stairs can make a dramatic or subtle statement.

When planning a new staircase or renovating an old one, it's important to seek a reputable staircase manufacturer who can provide expert advice on types of steps, spindles and handrails, as well as crucial information regarding timing and pricing.

### DECISIONS, DECISIONS

**Staircase design is based upon your needs and wants, for example:**

**Architectural style:** Gothic Revival, Georgian, craftsman or modern?

**Function:** utilitarian, statement piece or discreet?

**Shape:** straight, scissor, open, closed or double (à la *Gone With The Wind*)?

**Materials and finishes:** wood, glass, iron, metal, painted or carpeted?

### SAFETY FIRST

*MAKE IT STRONG AND MAKE IT SAFE*

"Stairs are the most complicated aspect of your home, and your contractor can't make important decisions on-site that could contradict the Ontario Building Code (OBC)," states seasoned contractor Dan Robinson. "Even the smallest change can become a life-safety issue, affecting permit requirements and construction. Hire a professional who can design what you want and help you make important decisions to get your permit."

### ALL GOOD THINGS REQUIRE TIME

Whether traditional or modern, all professionals agree: Stair placement and design should be one of the first interior elements considered when planning a project. "It's important



PHOTO: BARRIE TRIM & MOULDINGS INC.

PHOTO: JASON HARTOG



PHOTO: SANDY MACKAY

PHOTO: JASON HARTOG

PHOTO: SANDY MACKAY

to have a clear, unified vision between all parties: client, builder and homeowner," says Lee Whitaker, President of Barrie Trim & Mouldings. "Make sure all parties involved are all on the same page, trying to achieve the same outcome."

### TIPS FROM THE PROS

Ask for shop drawings and 3-D renderings. They're a great way to review your decisions prior to building and installing a staircase.

Beware of falling in love with internet images. Staircase details from other jurisdictions may not follow strict OBC requirements.

### OPEN-PLAN LIVING

Minimalist staircases are the eye-catching, sculptural focal point of many interiors. Their seamless design utilizes materials used elsewhere in the home, adding to a spacious feeling. A modern staircase can be the hallmark of a unique home.

To create a sound staircase with minimal structure, custom-stair professionals prefabricate each component, often using computers to ensure each piece is precisely cut. With the skeleton installed early in construction, all details must be finalized in advance – details cannot be modified on-site.

### THE FUTURE OF SPECTACULAR STAIRS

**Lighting:** LEDs show stairs in their best light, and can be placed on the wall, tread, handrail or riser. To avoid shadows on staircase treads, use a light source with a wide beam.

**Varying materials:** Mixing metals and metal finishes offers another colour and sensory option for your décor.

**Laser-cut balustrade:** Any design imaginable can be created for your unique project.

Stairs can be magic. So make them beautiful, one step at a time. **OH**



PHOTO: SANDY MACKAY

**Berman Stairs Inc.**  
*Stairs and Railings in Wood, Steel and Glass*

bermanstairs.com 905.646.7329

**Organized Transitions**  
*Your Move Made Simple...*

**Downsizing? Clearing an Estate?**

**LET US HELP**

- ☑ Organizing & Downsizing
- ☑ Packing & Unpacking
- ☑ Move Management
- ☑ Auction & Estate Sales
- ☑ Estate Clear Outs

**905.599.1816**  
www.organizedtransitions.ca | jennifer@organizedtransitions.ca

# Gifts of THE SEASON

We've gathered some of our favourite local finds – perfect for gifting, or your own home.

PHOTOGRAPHY KELLY HORKOFF



## 1 DIVINE PRESENTS

**Gift Baskets**  
Say "thank you" or "I'm thinking of you," with Dianne's individually designed gift baskets. This example features tasty gourmet gifts and a handmade nut bowl from Hilborn Pottery Design.

905.975.0280 | [divine-presents.com](http://divine-presents.com)

## 2 THE KEEPING ROOM

**Tagine**  
Thrill your gourmet or yourself with this gorgeous ceramic Emile Henry tagine. Not just for the delicious Moroccan dish named for it – this French ceramic pot can be used to prepare any stew or recipe that requires simmering.

6 Cross St., Dundas  
905.627.5880 | [thekeepingroom.ca](http://thekeepingroom.ca)

## 3 GRAHAM & BROOKS

**Sporting Gear**  
Decorate your home or cottage with antique skis and snowshoes hung on the wall or set near the door. Or, surprise the winter sports enthusiasts in your life with a classic gift.

43 Cootes Dr., Dundas  
289.238.8618 | [grahamandbrooks.com](http://grahamandbrooks.com)

## 4 NEST

**Creature Crafts**  
Nest has it all for animal lovers. Cruelty-free felted wall trophies by Joanne Levy, hand-painted pet angels by Joanne Levy, hand-painted pet angels by Karen Hoepting, and ornaments by Elegance in Wood are just a sample of works by Canadian talent.

171 Locke St. S., Unit 2, Hamilton  
905.979.6378 | [nesthamilton.com](http://nesthamilton.com)

## 5 THE SOURCE FOR HOME COMFORT

**Gas Stove**  
On my mom's wish list: a freestanding high-efficiency gas stove. The Madrona model from Valor is super modern in almond white, and also available in modern pewter and modern black. Radiant gas warmth never looked so good.

316 Brock Rd., Dundas | 905.627.4147  
[thesourceforhomecomfort.com](http://thesourceforhomecomfort.com)

## 6 LULU & LAVIGNE HOME STUDIO

**Home Décor**  
Embrace the season with these winter-themed accessories. Set your table with the barn caddy filled with cutlery and napkins created from recycled plastic bottles spun into yarn. Add a festive table runner to complete the look.

228 Locke St. S., Hamilton  
905.522.2627 | [luluandlavigne.com](http://luluandlavigne.com)

*Continued on page 20*

7



8



9

**7 SATELLITE GARDENS**

**Tropical Plants**  
It might be snowy outside, but there's no need to pine for plants inside. Satellite Gardens has an impressive selection of tropicals, ranging from four inches up to full trees. They have great pots, too!

1167 Rymal Rd. E., Hamilton  
905.574.8188 | [satellitegardens.ca](http://satellitegardens.ca)

**8 KENNEDY CARVINGS**

**Carving**  
What do you give someone who seems to have everything? How about a commissioned chainsaw carving? Matthew can turn a tree trunk into a work of art, such as this masterful eight-foot wizard, or create something mobile.

By appointment, Binbrook  
905.807.4004 | [facebook.com/kennedycarvings](https://www.facebook.com/kennedycarvings)

**9 BUY THE YARD INTERIORS**

**Upholstery**  
Buy The Yard not only offers custom upholstered sofas and chairs, they can refresh your prized pieces. We adore their exclusive Sanderson fabrics featuring timeless hand-drawn designs and contemporary weaves.

73 Wilson St. W. Unit 19, Ancaster  
905.648.7979 | [buytheyardinteriors.com](http://buytheyardinteriors.com) OH

Benjamin Moore  
**COLOUR OF THE YEAR**  
2020  
FIRST LIGHT  
2102-70



**Aftica Decor**

438 Mohawk Rd W Hamilton | 905.574.2434  
754 Queenston Rd Hamilton | 905.560.5955  
54 Wilson St W Ancaster | 905.648.2420  
[afticadecor.com](http://afticadecor.com)

**IMPRESS BEYOND WORDS**



**Fascination Florist**

1104 Fennell Ave. E, Unit #13, Hamilton  
905.527.2881 [www.fascinationflowers.com](http://www.fascinationflowers.com)

EXPERTS IN THE ART OF EXPRESSION



**NEST**

**HANDMADE FOR THE HOLIDAYS**

Unique Canadian handmade gifts and home decor items for the animal lover. Find it here. Come to Nest.

171 Locke St S, Unit 2  
[nesthamilton.com](http://nesthamilton.com)

*Divine Presents*

CUSTOM MADE GIFT BASKETS

\* Corporate Orders Welcome \*



905.975.0280 [www.divine-presents.com](http://www.divine-presents.com)  
[giftbaskets@divine-presents.com](mailto:giftbaskets@divine-presents.com)



good taste

# MULLED WINE

RECIPE AND PHOTOGRAPHY JENELLE MCCULLOCH

Legend has it mulled wine was created by the Romans to protect their bodies from the harsh winter cold. Sounds like a good enough reason for me! Besides, everything tastes better with a bit of sweetness and spice.



Creating a small portion of syrup allows the spices to infuse with the wine without the risk of overheating the entire batch – which can lead to burning off all the alcohol.

## INGREDIENTS

- 4 or 5 star anise pods
- 1/3 cup sugar or honey
- One orange, sliced
- 2 cinnamon sticks
- 1/2 tsp whole cloves
- 1 bottle of a bold, full-bodied red wine

## GARNISH

- Orange slices
- Cinnamon sticks

## DIRECTIONS

In a medium saucepan, combine sugar or honey, orange slices, cinnamon sticks, cloves and star anise. Add 1/2 cup of red wine and simmer over medium heat until flavours are infused and a syrup forms. Turn heat to low and add the rest of the wine. Gently heat through, being careful not to bring the wine to a boil. Serve with an orange slice and cinnamon stick. **OH**



- ONSITE/MOBILE CHAINSAW CARVINGS
- LANDSCAPE CARPENTRY
- TIMBER FRAMING • CUSTOM LOG DESIGN



*“You Gotta See What I Saw”*

905.807.4004

kennedy.carvings@gmail.com

@kennedy.carvings

## Peter Martin Appliances

Sales - Service - Installation



KitchenAid®

- ✓ MORE Selection ✓ MORE Service
- ✓ MORE Knowledge ✓ MORE Peace of Mind

905.383.2146 • 140 Hester St, Hamilton

[www.petermartins.ca](http://www.petermartins.ca)

online Get more recipes at [ourhomes.ca/mag/cook](http://ourhomes.ca/mag/cook)

# Westward BOUND

*THE SAYING “GO WEST, YOUNG MAN” WAS MEANT TO ENCAPSULATE AMERICA’S EXPANSION WESTWARD, WHEN THOUSANDS MIGRATED IN SEARCH OF BETTER LIVES. BUT ONE CAN EASILY SEE A CORRELATION TO THE MASSES FANNING OUT FROM THE GREATER TORONTO AREA, IN SEARCH OF SOMETHING MORE.* Continued on page 26

STORY **DENISE WILLSON**  
PHOTOGRAPHY **KELLY HORKOFF**

The homeowners opted for a smart TV, over the fireplace, which displays customizable art between uses.



**“WE LOVE THE KITCHEN, BUT WE CUT BACK ON THE CABINETRY. FOR US, THERE WAS ALREADY LOTS OF STORAGE.”**



**BELOW:** The light-filled kitchen overlooks the private patio and backyard. **BOTTOM:** “Now that our kids don’t live with us we have a mudroom,” says Janet. “We never had a mudroom before, when we really needed it!” **BOTTOM RIGHT:** The butler’s pantry provides a walk-through between the kitchen and the dining room.



Hamilton. While the home, designed and built by **Marcello Alaimo** of **Exquisite Living Homes Inc.**, was still in early stages, Janet and Jose could see Marcello’s vision. “Architectural design is key,” says Marcello. “I think like a homeowner, so I know how the home will be used for entertaining and living. Everything from location to supplies to finishes and cosmetics has to tie together, so there are no obstacles once the build starts.” Marcello took care of the location, the permits and the design. The electrical was done by **AMI**. The plumbing was completed by **Alamo Plumbing & Drain Specialists Inc.**, and HVAC was installed by **Rennie ClimateCare**. Many parts were finished, yet there were plenty of options for the

homeowners-to-be. Janet and Jose suggested adding floor-to-ceiling windows and doors in the open-concept kitchen and living area. They wanted the cosy roofed-in patio – warmed by an outdoor fireplace – to feel like part of the interior, bringing more sunlight inside, which carries through the space with the help of white cabinetry and light floors. The **Lincoln Design House** hardwood flooring was picked to bounce light, but has the added advantage of hiding dust and dirt. The cabinetry was made by **Royal Kitchen Doors & Cabinets**. Also on Marcello’s team and integral to the project: **Jill Fraser** of **House of Fraser Decor**, and **Vincent Fracassi** of **Coldwell Banker Community Professionals, Brokerage**. *Continued on page 29*



Janet and Jose (pictured inset enjoying the roofed-in patio with Caramel) put their personal stamp on the kitchen, changing the colour scheme from the planned Norwegian style to white, and adding classic gold hardware.



When Janet Kovacs, a dentist, and Jose Da Costa, an endodontist, had the opportunity to sell their respective practices in Toronto and begin anew, they jumped on the bandwagon and headed west. “We’re in the stage before retirement,” says Janet. “Our kids are independent, but we are still very focused on our careers. We don’t have time to travel much, so we wanted a house we love to come home to.” The couple’s wish list included an open-concept kitchen and living area for after-work lounging and lazy Sunday mornings. They wanted big windows to welcome light. They hoped for a spa-like master bedroom and bathroom that would pamper them at the end of a long day. And they yearned for a backyard oasis that felt like a resort. The couple found what they were looking for, a 3,000 sq. ft. home under construction in the town of Ancaster, only minutes from

**“WE LOOK FORWARD TO HAVING OUR KIDS AND FAMILY COME TO VISIT. LIKE US, WE WANT THEM TO FEEL AT HOME.”**



“We love the kitchen,” says Janet, “but we cut back on the cabinetry. For us, there was already lots of storage.” The couple wanted space for a kitchen island and room for a small dining table. They added a side-by-side built-in Thermador fridge and freezer that disappears into the cabinetry, along with two wall ovens. Janet picked gold hardware for the cupboards and drawers, adding a touch of bling to the traditional white cabinetry. She also chose a beautiful quartz counter and backsplash – now one of her favourite features – because of its timeless elegance. “It will never go out of style,” she says. The same stone was used in the butler’s pantry. The nook offers additional prep and storage areas while keeping countertop appliances hidden from the main living space.

The fireplace surround in the living room was also treated with the same stone, to tie the areas together. The traditional carpentry blends well with contemporary lighting, and, in combination with the patterned flooring in the main-floor laundry and foyer, (**Flooring Warehouse**), the overall feel is comfortable yet new.

*Continued on page 30*



**TOP:** Marcello Alaimo has designed and built numerous Ancaster homes. **ABOVE:** Thanks to extensive windows, every room is bright and well-lit during the day. At night, exterior lighting illuminates the fine craftsmanship. **RIGHT:** “We had to do something a little crazy in here,” says Janet, of the powder room wallpaper. **OPPOSITE:** Janet and Jose have married traditional furniture with contemporary accents to express their own personal style.



**LEFT:** Janet always had cream colours in her previous master bedrooms, so this time she chose to go warm, with pops of brass. **BELOW:** The homeowners found artwork for the stairway that stays new. "We're going to look at it every time we come down the stairs and go up the stairs. I see something different in there every time," says Janet. **BOTTOM:** The spa-like master en suite features pineapple light sconces. "Everybody notices the pineapples," declares Janet. "I love pineapples!"



The mix of traditional and contemporary doesn't end on the main level. In lieu of wood spindles, the floating staircase built by **Glanbrook Stairs & Woodworking Ltd.** features glass railings that offer an uninterrupted view of the couple's beloved artwork from **Lumas Gallery**. The master bedroom, bathroom and guest rooms are also touched with gold accents. The spa-like fixtures were supplied by **Marks Supply Inc.** The furniture is mostly new, from **Elizabeth Interiors**, Elte, and Homesense. "We haven't lived here long enough to entertain," says Janet. "But we look forward to having our kids and family come to visit. Like us, we want them to feel at home."

*Continued on page 34*

HOUSE OF **FRASER** DECOR

Happy Holidays from House of Fraser Decor



Everybody deserves to love their home  
To love yours, call Jill Fraser

905.399.2793  
houseoffraserdecor.com



urban cottage  
life style store



2 McBay Road, Brantford  
519.720.6777 | urban-cottage.com

barnboardstore.com

Leading supplier of  
barnboard, reclaimed  
wood, live edge  
and custom furniture



1044 Cannon St E, Unit C, Hamilton  
hamilton@barnboardstore.com  
@barnboardstore



**“WE LOVE OUR HOME AND WE LOVE THE AREA. THERE’S LESS TRAFFIC AND THE VIBE IS A LOT MORE RELAXED.”**



**HAND CRAFTED**  
*Elegance*

Mannington Hand Crafted hardwood collection features premium quality, hand-sculpted and hand-finished options for authentic artisan texture and beauty.

**Eden Tile-It**  
CARPET | TILE | HARDWOOD

4060 Fairview Street  
Burlington  
905.632.8066

3727 Hwy # 6  
Mount Hope  
905.679.5669

5490 Harvester Road  
Burlington  
905.634.9244

[www.fileit.ca](http://www.fileit.ca)

**MANNINGTON**  
RESIDENTIAL.  
mannington.com | 1.800.356.6787

©Floor Designs Copyrighted by Mannington Mills, Inc. ©Mannington Mills, Inc. 2016

**fracassi**  
&co.



**LUXURY REAL ESTATE | INVESTMENTS**



1087 OLD MOHAWK ROAD, ANCASTER | \$4,500,000



11 SPARTAN COURT, STONEY CREEK | \$795,000



**f&co.**

COMMUNITY PROFESSIONALS, BROKERAGE 318 Dundurn St S • Hamilton ON L8P 4L6 • 905.522.1110  
VINCENT FRACASSI | 905.522.1110 | [FRACASSIANDCO.COM](http://FRACASSIANDCO.COM)





It's the couple's fourth house, so they knew what they wanted. "Marcello built a great house," says Janet, "and we worked well together. He did almost everything we asked for and was always polite and attentive." And while the couple still adore Toronto and work takes them east on a regular basis, they couldn't be happier with their westward move. "We love our home and we love the area," says Janet. "There's less traffic and the vibe is a lot more relaxed. When we come home to Ancaster from Toronto, we deflate, the stress rolling off our shoulders."

And when it doesn't, when the couple need more, they hop on their new motorcycles. They love to cruise the stunning country roads to the west. The Americans of the great migration would be envious. **OH**



**TOP:** Janet's sister's bedroom has the same wallpaper pattern as the master, but in a blue palette. **ABOVE:** Houseplants add colour and life to décor. **RIGHT:** Fans of Peter Lik's photography, Janet and Jose chose the piano room to display his image of Central Park.

# ROYAL KITCHEN DOORS & CABINETS



Specializing in Custom Kitchens,  
Vanities, Solid Wood Doors  
Design & Installation



We design to suit any space...  
your dream kitchen is more  
affordable than you think!

905.662.1663  
Stoney Creek, ON

royalkitchencabinet@gmail.com  
www.royalkitchencabinets.ca

## FROM BEGINNING TO *Home*



DESIGN | BUILD | RENOVATE

Our unique and creative designs allow you to customize and transform your dream into a timeless reality  
905.961.3030 | www.exquisiteliving.com | exquisitelivinghomes@gmail.com



# STEP ON IT

## 3 FAB FLOORS TO TRY IN A HURRY



STORY **SARA BEDERMAN**

### FLOORING IS ONE OF THE BEST WAYS TO BOOST YOUR HOME'S OVERALL APPEAL.

Whether you want to increase your property's resale value, you've purchased a fixer-upper or you're looking to upgrade your forever home, a fab new floor is a great place to start. Flooring is a huge commitment. It occupies a large visual area, which means it lays the aesthetic groundwork for your home's look and feel. New floors can also be quite expensive. You'll want to consider your flooring choices carefully.

As a designer, I'm all too aware of the endless flooring options available on the market. It's enough to make anyone's head spin. The trick to choosing the right flooring is rating each choice on these three factors: aesthetic, function and price. Here are three popular flooring products that scored on all three. *Continued on page 38*

PHOTO: STEPHANI BUCHMAN

### SOME OF THE PLACES YOU CAN FIND US.

You can pick up your free copy of OUR HOMES at the following locations:



- Aftica Decor 54 Wilson St W, Ancaster  
438 Mohawk Rd W, Hamilton • 754 Queenston Rd, Hamilton
- Barnboard Store 1044 Cannon St E, Hamilton
- Barton Bath + Floor 2440 Barton St E, Hamilton
- Brushed Designs 30 Main St S, Waterford
- Buy The Yard Interiors 73 Wilson St W Unit 19, Ancaster Town Plaza
- Dal's Home Furnishings 420 Lynden Rd, Brantford
- Elm Ridge Lighting 389 Barton St, Stoney Creek
- Fascination Flowers 1104 Fennell Ave E, Hamilton
- 50 Point Market 15 Lockport Way, Stoney Creek
- Graham & Brooks 43 Cootes Dr, Dundas
- Habitat for Humanity 285 Nash Rd N, Hamilton
- Halson Decor Paint & Paper 1-1521 Upper Ottawa St, Hamilton Mountain
- Judy Marsales Realty Offices 986 King St W, Hamilton  
263 Locke St S, Hamilton • 253 Wilson St E, Ancaster
- Lulu And Lavigne Home Studio 228 Locke St S, Hamilton
- Nest 171 Locke St S, Unit 2, Hamilton
- Peter Martin Appliances 140 Hester St, Hamilton
- Royal Kitchen Doors and Cabinets 333 Green Rd, Stoney Creek
- Salnek's Custom Window Treatments 242 Governors Rd, Dundas
- Satellite Gardens 1167 Rymal Rd E, Hamilton
- Sobeys Stores Meadowlands Ancaster, Waterdown & Stone Church Rd
- Sparkling Lights 5 - 410 Lewis Rd, Stoney Creek
- Stoney Creek Furniture 395 Lewis Rd, Stoney Creek
- Take Us For Granite 60 Lancing Dr, Unit 1, Hamilton
- 10,000 Villages 162 Locke St S, Hamilton
- The Millionaire's Daughter 272 Ottawa St N, Hamilton
- Urban Cottage 2 McBay Rd, Brantford
- Water Depot 170 Rockhaven Lane, Waterdown
- Weeks Home Hardware 71 Hamilton Rd N, Waterdown
- Wick'd Wax Creations 203 Ottawa St N., Hamilton

Complete and comprehensive coverage throughout Hamilton & Area:  
ANCASTER, DUNDAS, STONEY CREEK, FLAMBOROUGH,  
MOUNT HOPE, BINBROOK, WATERDOWN and all points in between.



Many of our advertisers also have OUR HOMES on display in their establishments for you to pick up and enjoy! Look for them while visiting throughout the area!

INTERIOR DESIGN SERVICES FOR YOUR HOME & BUSINESS



DUNCAN DESIGNS  
INTERIOR DESIGN

416.888.9051 duncandesigns.ca

CR TECHNICAL  
WOODWORKING

Timeless kitchens...from the heart of nature

CNC MACHINING | KITCHEN CABINETS | ARCHITECTURAL MILLWORK  
 CUSTOM WOODWORKING | VANITIES | COUNTERTOPS | EXECUTIVE DESKS  
 CABINETS & STORAGE | DESIGN | ALTERATIONS | INSTALLATION



CR TECHNICAL WOODWORKING

233 Arvin Ave, Stoney Creek, ON  
905.664.8227 | www.crtech.ca



Brushed  
designs



Custom Restyled  
Vintage Furniture  
+ Home Accents  
*for home & life*

30 Main St S, Waterford | 519.222.3505 | brusheddesigns.ca



**FUZION FLOORING:** Laminate  
- SoHo Loft Collection in Silver Oak

## LAMINATE \$

Modern laminate flooring products are a popular choice for good reason. They're cost-efficient and ultra durable. Aesthetically speaking, they are not far behind their costlier counterparts. In fact, today's laminate products are head and shoulders above their predecessors, thanks to advancements in technology and the manufacturing process. Expect to see crisper, deeper embossing and colours that are faithful to their original counterparts. Check out laminate wide-plank flooring, which looks uncannily like hand-scraped hardwood, or tiles that are suspiciously similar to stone, slate and travertine. You'll have to touch them to confirm if they're authentic or fabulous fakes.

**DESIGNER TIP:** Laminate flooring is a great choice for high-traffic areas like playrooms and basements. As a high-impact, low-cost option, I like to match a laminate to my engineered wood and substitute the lesser in the basement. The result is a low-cost, high-impact look you'll love. Check out the vast collections of engineered hardwoods available today like Kitsilano – Cypress Peak. Alternatively, its cheaper but equally stunning stunt double, is SoHo – Silver Oak Laminate.



**FUZION FLOORING:** Luxury Vinyl  
- SmartDrop Elite Tile in Azure Sky

## LUXURY VINYL TILE \$\$

When it comes to price, luxury vinyl tile is a step up from laminate – and the same can be said for its durability and aesthetic attributes. This product delivers a high wear-resistance, with the bonus of being water resistant and, as some manufacturers even claim, waterproof. I suggest seeking out options with a base layer of cork and opt for glue-free click systems that stay in place thanks to their own weighted design.

**TRY IT IN:** Playrooms and basements. It's even suitable in light commercial settings.



**FUZION FLOORING:** Engineered Hardwood  
- Kitsilano Collection in Cypress Peak Finish

## ENGINEERED WOOD \$\$\$

Now this is the most expensive and, in my designer opinion, the most beautiful option. Who doesn't love real wood floors? Solid wood is susceptible to seasonal gapping and buckling, thanks to seasonal fluctuations in temperature and humidity levels. For these reasons and more, solid wood floors have made way for engineered wood products. Now, don't get me wrong – all wood is prone to water damage, but by virtue of its construction, engineered wood can withstand more pressure. Engineered wood floors are made from a layer of real wood bonded to sub-layers like plywood, which are arranged in multiple directions to lend stability and eliminate warping and bowing. This added stability also allows more varied plank sizes, widths and lengths – not to mention a lower price than solid wood.

**IDEAL FOR:** Above-grade floors, layered over in-floor heating systems, and if the budget allows, in a finished basement for a more harmonious look between levels in the home.



PHOTO: STEPHANI BUCHMAN

At first glance, flooring may not be the sexiest design element in your home, but it's certainly one of the most important ones. Your floors are a part of your home that everyone sees and uses daily, whether they do so consciously or not. Perhaps a fabulous floor will make you more aware of the beauty that lies underfoot **OH**



Inquire today about a **FREE** in home water test.

**arborwood**  
TREE SERVICE INC.

The preservation of trees improves not only our quality of life, but also the lives of generations to come.  
**Preserve trees - Improve life.**

[arborwood.ca](http://arborwood.ca)  
1.888.721.8882 | 905.681.9933

we love beautiful, healthy trees.

pruning | tree & shrub | fertilization | organic plant health care | dynamic support systems  
insect & disease monitoring & treatment | hazardous limb & tree removal | arborist reports for pre & post construction



# LIFE'S *style*

PHOTOGRAPHY KELLY HORKOFF

**THE PLACE:** **Urban Cottage**, located between Ancaster and Brantford, is home to an exciting and eclectic mix of beautiful home décor and home furnishings. Nicola and Jeff Fryday were looking for a project they could work on together when they learned the business was for sale. They dove in, pooling their years of experience, and the result is an up-to-the-minute family-run destination store that decorators and customers return to again and again.

**THE STYLE:** As the name suggests, Urban Cottage combines the comfort of cottage styling with the clean design of contemporary décor. "We're a little bit urban, a little bit cottagey," explains Nicola. "It's comfortable." Drawing from mostly Canadian suppliers, they believe in supporting local manufacturers, and making socially conscious choices. Their handpicked, carefully curated collection is unique and oh-so-stylish.

**THE TREND:** With so many shopping options at our fingertips, it's the customer service Nicola and Jeff provide that sets them apart. "Service is our number one goal," says Jeff. "Whether people are coming in to buy a gift or furniture or wall art, they don't always know what is going to work for them. We're friendly, helpful and can put a look together, and we're very knowledgeable about the products that we sell."

**WHAT'S HOT:** Cool barware is all the rage: bar accessories, high-end wine glasses, scotch glasses. And Nicola and Jeff are catering to the demand. They're also carrying more furniture for those downsizing, moving from houses to condos, as well as several exclusive lines.



*Introduce a touch of Mad Men with top-drawer barware. Great for entertaining!*



**SEASONAL:** Decorations, of course. Are you a foodie or do you know a foodie? Check out their wide array of oils, balsamics, compotes and serving ware. Gift giving was never so easy. "We are a lifestyle store," Jeff sums up. "We have everything you need to entertain; we have everything for gifting, we have everything to beautify your home."

**GET THERE:** 2 McBay Rd. (on the corner of Hwy. 2), Brantford 519.720.6777 | urban-cottage.com OH



STORY DENISE WILLSON  
PHOTOGRAPHY KELLY HORKOFF

# Attention to **DETAIL**

When Danny Stumpo started building his new home in Hamilton, he quickly realized what the idiom “the devil is in the detail” means. The plan was simple enough: build a modern, minimalistic abode. But balancing the needs of a social bachelor, two teenage daughters and retired parents wasn’t so simple. *Continued on page 45*

The black, white and grey colour palette is not only timeless, but bold and striking. Use of varied textures and finishes allows individual elements to pop.



Danny's favourite element is the courtyard. "The whole design evolved around the idea of a shared courtyard," he says. "You can see it from everywhere."



"Minimalist designs look simple to do," says Danny. "But in fact they are very hard to get right. Everything must be straight, flush and consistent. You see every flaw in a minimalist aesthetic, so it must be perfect." To reach perfection, Danny oversaw every aspect of the build, labouring almost five years over the design. He researched and sourced industry experts and trades. He was his own interior designer – one who knew exactly what he wanted. Danny was the general

contractor along with his brother **Palmo of Palm Enterprises**, and was on-site almost every day of the nearly two-year project.

The mostly charcoal, black and white home boasts soaring ceilings on the main level and floor-to-ceiling commercial-grade **Barton Glass Inc.** doors and windows. The windows flood the home with light and offer full views of the courtyard and what will someday be an in-ground pool and tree-lined backyard. "The entire house was designed around the centre

*Continued on page 46*



**TOP:** "This is the drop-in centre for breakfast on the weekends," Danny says, noting that all his family lives within three kilometres of the home. **ABOVE:** Danny likes to cook and frequently makes use of the ample counter space. **LEFT:** Exterior lighting contributes to the dramatic presence of the Stumpo home.



“I wanted a home that respected the landscape but was designed to get noticed.”



Danny credits his mother's influence for his modern aesthetic. "Back in the 70s our house was the one people would pull up to to photograph." **BELOW:** Tim Dagg provided all the cabinetry throughout the home. **OPPOSITE:** Danny's parents, Vince and Clair (pictured top left) live in the fully outfitted and equally impressive in-law suite, which also overlooks the courtyard.



courtyard," says Danny. "It naturally divides the home into two, allowing my parents to have a private in-law suite while sharing the outdoor space and view. It's also a great spot for my daughters, Kiara, 19 and Celene, 16, to gather with their friends. I wanted a home that respected the landscape but was designed to get noticed. But top on my wish list was a home meant for entertaining. There is nothing I love more than to have a house full of friends and family."

"The floors are one of my favourite features," says Danny. "They have almost no visible seams." The engineered hardwood, supplied by **Royal Carpet**, has little grain. The **MPT Stone** concrete floors are crack resistant, easy to clean, warm, and soft to the touch. They stay warm due to the radiant heating within the lower-level floor, which

naturally heats the walls and floors above. Danny finished the floors with several layers of pure white epoxy to carry light.

To complement the flawless floors, Danny used recessed trim. "To do recessed trim right, you have to align the work of the drywall expert, the trim carpenter, and the flooring contractor," says Danny. It's a balancing act and everyone must do their part with utmost precision. It also limited the position of electrical, by **Merla Electric Inc.**, and HVAC, by Sordo's Heating & Air Conditioning. Plumbing fixtures by Emco Corporation also required serious consideration.

The open-concept living, dining and kitchen area features a contrasting play of light and dark. Danny loves to mix white and black with greys and silver. "They are timeless colours that really let the architecture

Continued on page 48





# feature

**RIGHT:** The upstairs landing is the perfect spot for a quiet moment. **BELOW:** Never afraid to go bold, Danny chose stunning vibrant blue cabinets for the girls' Jack-and-Jill bathroom (as well as his own en suite).

and lighting take centre stage," says Danny. Dark grey ceiling paint provides a dramatic backdrop to the sleek white cabinetry and dynamic Eurofase lighting. "The pot lights and chandeliers are all dimmable," he says. "At night, they set the mood for a relaxing get together, or an all-out party."

People gather at the massive kitchen island, topped with Corian by **Contours Interior Solutions** – it's the same durable yet simple white surface used in the bathrooms. The kitchen cabinets, by **Tim Dagg** of **Unique Custom Cabinets & Renovations Inc.**, seem to grow organically from the white floors and walls. "The cabinetry in this home is big, modern, and sleek," says Tim. "With no trim or hardware, alignment was super important." The absence of hardware creates a blank slate of reflective surfaces, and an open, airy vibe. This same aesthetic is carried through the bathrooms, also done by Tim Dagg (with fixtures from **The Ensuite Bath & Kitchen Showroom**). "I enjoy working with clients who know what they want," Tim says. "Danny made it easy to meet his vision." *Continued on page 50*



# The Unique Process

MEET . CONCEPT . DESIGN . SELECT . CONSTRUCT . INSPECT . ENJOY!



*The Heart of the Home* Working together to design, manufacture and install custom cabinetry, using your choice of fine and exotic wood, man-made materials and custom chosen finishes, expertly crafted to suit your lifestyle and needs...from start to finish. *Designed with you in mind*



**UNIQUE**  
CUSTOM CABINETS + RENOVATIONS

9 Meadow Lane . Dundas ON  
905.627.2302  
www.uniquecustomcabinets.com

Cabinetmaker  
Tim Dagg



CABINETS | MILLWORK | SPACE PLANNING & DESIGN | PROJECT MANAGEMENT | CONSTRUCTION SERVICES



**ABOVE:** Minimalist design carries through to the master bedroom, where the en suite is tucked behind a dividing wall. **LEFT:** To enjoy the outlook, a gorgeous sunken bathtub, from The Ensuite Bath & Kitchen Showroom, is in the bedroom rather than the en suite.

While the results are exactly what the homeowner envisioned, it wasn't an easy build. City approvals were needed to remove the old home and septic system, and zoning adjustments were required for allowances. "It was heartbreaking to have to pull trees," says Danny. "We tried to work around them, but couldn't." The landscaping will start next spring. "The plan is to replace all the trees and then some."

The low-grade main level was designed with aging parents in mind, eliminating the need for stairs. Danny also wanted a finished lower level with large or full-size windows and an above-standard ceiling height.

"Grading (the land) was a challenge," says Danny. "My brother Palmo had a hard time accommodating a structure built so low to the ground. He worked within the grade, but it took a lot of planning."

While it's true that the devil was in the details of this project, the resulting Stumpo family home – for all three generations – was a slice of heaven. **OH**

**Kenedy Stairs Inc.**  
**CUSTOM STAIRCASES & RAILINGS**

**336 Green Rd, Stoney Creek**  
**905.662.4949 | kenedystairs.com**  
 @kenedystairs | kenedy stairs inc

**Neoroc™**  
 Rich Color, Rock-Solid Design.

Exceptionally durable Neoroc composite material is engineered to the highest standards for long-lasting beauty. Its matte finish is the perfect complement to any countertop.

**THE BOLD LOOK OF KOHLER.**  
 KOHLER.com/Neoroc

**THE ENSUITE**  
 Bath & Kitchen Showroom

Monday – Friday 8am-5pm | @Ensuite.Hamilton  
 1660 Upper Ottawa, Hamilton | 289.309.2284 | ensuiteontario.com/hamilton

Stop in to browse, or book an appointment with one of our showroom consultants!

**Benjamin Moore**  
**Aura**  
 Waterborne Interior Paint & Primer  
 MATTE FINISH  
 AUTHENTIC COLOUR LOCK™

Paint Like No Other™

**Brilliant, Rich, Everlasting Colour**

Our most premium paint, engineered to deliver unrivalled colour quality and exceptional coverage in fewer coats.

**Benjamin Moore** © 2016 Benjamin Moore & Co., Limited. Aura, Benjamin Moore, Green Promise and the triangle "M" symbol are registered trademarks, and Colour Lock and Paint like no other are trademarks of Benjamin Moore & Co., Limited.

**ECLIPSE SHUTTERS**

**MAX MAR WINDOW FASHIONS**

*We Sell Quality Blinds & Shutters, Always At Competitive Prices!*

**HALSON decor PAINT & PAPER** Since 1995

1-1521 Upper Ottawa St. Hamilton Mountain (905) 388-9983

M-F 7:30am-6:00pm | SAT 9:00am-5:00pm | SUN CLOSED



RECIPE AND PHOTOGRAPHY  
JENELLE MCCULLOCH

**online** Get more recipes at [ourhomes.ca/mag/cook](http://ourhomes.ca/mag/cook)

**INGREDIENTS**

- 1 large butternut squash
- Cooking oil
- 4 cups dried bread, cubed
- ¼ cup fresh parsley, chopped
- ¼ cup scallions, chopped
- ½ cup pine nuts, toasted
- 2 Tbsp allspice
- 1 tsp salt
- 1 tsp pepper
- ½ cup butter
- 1 medium white onion, diced
- 1 cup celery, diced
- 3 cloves garlic, diced
- ½-¾ cup vegetable broth
- Butchers twine



**PREPARE SQUASH**

Preheat oven to 400°F. Slice the butternut squash in half lengthwise and remove seeds. Place face up on a parchment-lined baking sheet. Drizzle with cooking oil and season to taste with salt and pepper.

Roast for 15-20 minutes, just until the squash is slightly tender. (Do not cook all the way through.)

**STUFFING**

In a large bowl, combine dried bread, parsley, scallions, pine nuts, allspice, 1 tsp salt and 1 tsp pepper and mix.

In a saucepan, melt butter over medium heat. Add onion and celery and sauté until translucent. Add garlic and cook for another minute.

Remove from heat and add to bread mixture, along with ½ cup of vegetable broth.

Mix until combined and bread begins to break down. If the mixture is too dry, add more vegetable broth until the stuffing is wet.

**STUFF SQUASH**

Remove squash from oven and scoop just enough flesh from the middle of both halves to create a cavity, being careful not to break the skin. (Save scooped squash for another use.)

Fill each half with stuffing and place the squash back together so it looks whole again. Tie with butchers twine.

Decrease oven to 375°F. Cook for about 30 minutes, depending on the size of your squash.

Slice and serve with your favorite cranberry sauce at your next holiday meal! **OH**

# Stuffed BUTTERNUT SQUASH ROAST

A delicious, meatless twist on a classic holiday dish, this stuffed butternut squash roast is perfect for your next holiday meal – and is sure to please your guests.



**THE GIFT GUIDE**  
*for giving back*



1  
FAUCET  
\$75



2  
BRICK \$10



3  
DOOR  
\$500



4  
BATHTUB \$300



5  
TILE & GROUT  
\$100



6  
BUCKET OF SCREWS \$25



9  
LUMBER  
\$30



7  
A CASE OF LAMINATE FLOORING \$50



8  
APPLIANCE \$1,000

**every gift**  
helps build a home

[www.habitathamilton.ca/giftguide](http://www.habitathamilton.ca/giftguide)

Ready to make your next best move?

When you're ready to dive into the real estate market, work with a Broker who knows Hamilton like the back of her hand.

**Joanna Cutaia-Beales**  
BROKER, SRES

(905) 304-3303  
[www.joannacb.ca](http://www.joannacb.ca)  
[joanna.cb@rmxemail.com](mailto:joanna.cb@rmxemail.com)

**RE/MAX ESCARPMENT**  
REALTY INC., BROKERAGE  
INDEPENDENTLY OWNED & OPERATED



double take



PHOTO: GORDON KING | DESIGNER: LEONHARD VOGT

# GREEN WITH *envy*

RECREATE THIS LOOK IN YOUR OWN HOME.

- 1. CURREY & COMPANY: Grand Lotus Gold Chandelier
- 2. RENWIL: City Views by Amber Fey, Printed on Canvas
- 3. SUNPAN: Cornella Dining Chair in Forest Green
- 4. MOE'S: Kennedy Bowl
- 5. CRATE & BARREL: Dundee Bronze Floor Planter with Short Stand
- 6. DÉCORS VÉRONNEAU: Artificial 5-foot Traveller Palm
- 7. NUEVO: Salk Dining Table by District Eight
- 8. MERCANA: Clicker I Rug OH



## rowe INTERIORS



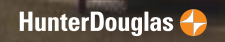
INTERIOR DECORATING | SPACE PLANNING  
COLOUR CONSULTATIONS | E-DESIGN

www.rowe-interiors.com  
christine@rowe-interiors.com  
@rowe\_interiors

### Your Drapery and Shade PROFESSIONALS



AUTOMATION SPECIALISTS



CALL FOR A FREE IN-HOME CONSULTATION\*  
\*some conditions apply  
SHOWROOM HOURS:  
Mon-Sat 10-5, Sun 12-4, or by appointment



905-692-4440

Fletcher Square: 1970 Rymal Rd. E., Hamilton (Hannon), ON L0R 1P0  
www.coverscanada.ca

## Elm Ridge LIGHTING



HINKLEY LIGHTING

Let us help you achieve the right look and feel for your residential home or commercial office space.

389 Barton St, Stoney Creek (at Millen Road)  
905-664-1912  
elmridgelighting.com

# TAG YOUR FRONT DOOR WITH A HOLIDAY MESSAGE.

PROJECT DAWN MCCONNELL  
PHOTOGRAPHY TARA CHATTELL




# Holiday DOOR TAGS



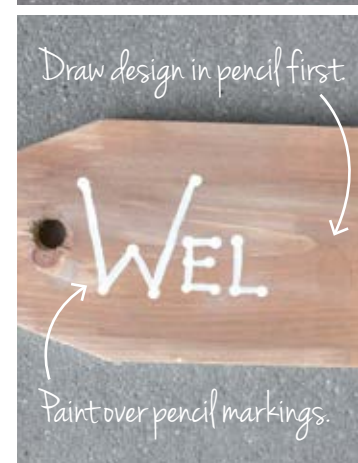
## Tools

- Saw
- Pencil
- Drill
- 3/4 drill bit
- Ruler
- 2 paintbrushes – one for base coat, one for lettering



## Materials

- 2 pieces of 1 X 6 pine, 12-inches long
- Rope or Ribbon
- Paint or Stain for base coat
- Paint for lettering



## How-to

On both boards, starting from the top left corner and using a pencil and ruler, measure and mark one inch in and three inches down. Connect the marks to form a triangle. Cut along lines.

Draw, then drill, a hole in the middle of the board.

Add water to a small amount of water-based paint and stir. Apply a thin coat to each tag so the wood grain shows through.

With a pencil, write or stencil your design on the tag and paint over markings.

Glue the tags side-by-side or overlapping each other.

Attach ribbon and hang your tags for a festive welcome. **OH**





## decorating spaces to enjoy



alto interiors  
905.577.2151 | altointeriors.ca | marycath@altointeriors.ca



your holiday store with more  
1167 Rymal Rd. E., Hamilton  

### THE SOURCE FOR HOME COMFORT

- GAS FIREPLACES
- WOODSTOVES
- HEATING
- AIR CONDITIONING
- SALES & SERVICE

Offering the finest collection of quality wood and gas fireplace products...since 1975

316 Brock Road, Greenville (Dundas)  
905.627.4147 • www.thesourceforhomecomfort.com

in the kitchen

# putting on the GLITZ



10 STEPS TO ADDING GLAM TO YOUR KITCHEN

STORY **CHERYL LONG**  
PHOTOGRAPHY **OAK + OLIVE CO.**

Designer Robin Boles in the award-winning kitchen she designed.



From crystal light fixtures in the powder room to a luxurious faux fur throw in the master bedroom, today's homeowners aren't shy about adding a little bling to their décor. But what about one of the most-used spaces in your home? From shimmering quartz countertops to brilliant gold finishes, today's kitchen is more than a utilitarian workhorse; this family hub is going glam.

Designer Robin Boles received the 2019 bronze award in the Kitchens Under \$50K category from the Decorators & Designers Association of Canada (DDA) for her 70s glam kitchen design. She was working for Olympia Cabinets at the time, but today she's the owner and principal design consultant of her own business, Robin Interiors. Though glam can mean something different to everyone, she says it touches on the three Es: energizing, elegant and elevated.

## WHETHER IT'S AN ODE TO THE 70s OR A DIVE INTO THE FUTURE, HERE'S A STEP-BY-STEP GUIDE TO ADDING A TOUCH OF GLAM TO YOUR OWN KITCHEN SPACE:

**1 It's more the seasoning than the main.** Glam is something you use as an enhancement, keeping in mind your home's architecture, your design preferences and existing décor. Unless you're planning to start from scratch with a walls-to-furnishings overhaul, it's important to connect the old and the new. And don't forget to add a few glitzy elements to other rooms to tie the spaces together.

**2 Find your inspiration.** It could be a friend's gorgeous new light fixture or the picture-perfect image of a room online. The choices can be overwhelming, but a designer can help you narrow them down so the final outcome reflects your personal taste. *Continued on page 60*

Interior Design That Suits You & Your Lifestyle



**BELLA CASA**  
INTERIORS  
by  
Emanuela Little

905.746.0995 [www.bellacasainteriors.ca](http://www.bellacasainteriors.ca)

## BUY THE SMART WAY THIS WINTER

- ↑ Access multiple lenders with one application.
- ↑ Expert advice.
- ↑ Best of all, my services are at NO COST\* to you.



For All Your Mortgage Needs, Contact Me Today.



**Lisette Amalfi**

Mortgage Broker | Lic# 13121

Direct: **905.529.1199**

Toll Free: 877.529.1199

[lamalfi@mortgagealliance.com](mailto:lamalfi@mortgagealliance.com)

8 Sydenham St. Dundas, ON  
Independently owned and operated



APPLY ONLINE TODAY @ [mortgagealliance.com/LisetteAmalfi](http://mortgagealliance.com/LisetteAmalfi)

**POSH** Ontario's Most Award Winning

**Home Cleaning**



[findthedustbunny.com](http://findthedustbunny.com)



TAKE US FOR GRANITE

905.387.8613 | [www.takeusforgranite.ca](http://www.takeusforgranite.ca)  
60 Lancing Drive, Unit 1, Hamilton



Never taken for granted, always Take Us For Granite. Call us today to discover our custom marble, granite and quartz solutions.

Your Complete Custom Decorating Store



Designing for Hamilton, Ancaster & Beyond Since 1989

- Custom Draperies, Custom Bedding
- Designer Fabrics – Over 10,000 Samples
- Upholstery & Custom Furniture
- Designer Wallpaper
- Home Accessories
- Design Staff & In-Home Consultation

Anne Smith, Owner, Decorator  
Nancy Bradley, Decorator



Buy the Yard INTERIORS

73 Wilson St. W, Unit 19  
Ancaster Town Plaza  
905-648-7979  
[buytheyardinteriors.com](http://buytheyardinteriors.com)

## in the kitchen

**3 What's the scope?** Are you doing a full reno or just switching out a faucet and hardware? A cosmetic update can be a great way to add new life to a room, assuming you're happy with the flow and functionality.

**4 Budget and timeline.** These are two of the biggest factors that will impact any makeover. Consider the amount you're planning to spend and the extent of your patience with the renovation process.

**5 Glam isn't always practical and that's one of the things we love about it.** Marble countertops will need extra care as they age. Shimmering crystals, high-gloss cabinetry and gleaming metallics gather dust and fingerprints. Be prepared for a little extra cleaning or use some of those special details in an out-of-the-way place, like an upper cabinet. Of course, there's always marble-look quartz that's prized for its "install and forget it" attributes.

**6 Be bold with finishes.** Traditional cabinets are a safe choice, but if you want your kitchen to make a statement, consider glossy lacquers or a dramatic black or dark matte finish that's on-trend. Walnut veneers are also having a moment.



**7 Add an element of surprise.** Look closely and you'll see gold and purple sparkles running through the Cambria quartz countertop in Robin's kitchen design. Not every client is comfortable with purple in the kitchen, but it's that kind of detail that adds wow factor. The same holds true for backsplashes. The geometric pattern with textured gold accents adds a punch of eye-catching dazzle and turns the backsplash into a prime focal point.

**8 Embrace colour.** Jewel tones are all the rage, from paint to lighting to artwork. Pulling in a splash of rich plum, deep navy or vibrant emerald is a great way to add a touch of glamour to any space. Combine it with texture – imagine velvet kitchen stools in a gorgeous hue – for added impact.

**ZUO CANADA:** Piccolo Counter Chair in Green Velvet



**HINKLEY LIGHTING:** Astrid Small Pendant in Deluxe Gold Finish



**9 Don't scrimp on the jewelry.** That's the role lighting plays in adding glam to a room. This is where you can go to town on the details, Robin says, adding as much or as little sparkle as you like. Glass, crystal and metals in a polished finish bring a glittering glow to the room.



**BERENSON:** Belwith-Keeler Fuse Decorative Hardware in Golden Brass with Walnut Finish

**DELTA:** Trinsic Single Handle Pull-Down Kitchen Faucet in Champagne Bronze Finish

**10 Make a statement with hardware.** This holds true for both budget-friendly updates and extensive renovations. Gold turns a kitchen faucet into something special and the choices in stylish cabinet hardware are definitely bling-worthy. Don't be afraid to mix metals either; gold and silver or bronze and nickel are both striking combinations.

Whether you're planning a full kitchen renovation or a modest update, incorporating some sparkle can elevate one of the most popular gathering places in your home. **OH**

**decorrestore**  
Refinish your kitchen with style.

**REPAINT  
REFACE  
REPLACE**



“I didn't know I had so many Affordable Options”

220 Nebo Rd . Unit 1  
Hamilton 905.381.4269  
1163 King Rd . Unit 7  
Burlington 905.632.6465  
info@decorrestore.ca  
www.decorrestore.ca

Respraying and refacing are available in custom colours with carpenters available for your on-site modifications.



**Jill Ackerman**  
Certified Staging Professional® (CCSP)  
Certified Colour Consultant™ (CCC)

First impressions matter!  
We style your home for sale, focusing on what will attract buyers and bring you the highest possible price for your property. We work with you to present the best features of your home while minimizing its challenges.

*“Your home will sell, not sit – I stake my reputation on it!”—Jill*

**STAGE RIGHT**  
MAKE THE DIFFERENCE

Sell your home for the best price in the shortest time with Stage Right!

289.880.0500 | stageright2sell.ca



### ELM RIDGE LIGHTING

If you are looking for customer service and reasonable pricing for fashionable lighting, **Elm Ridge Lighting** is the place to visit.

Since 2003 we have been looking after homeowners, designers and builders' needs with lighting that ranges from Traditional to Contemporary and anything in between.

Our 2000 sq.ft. showroom offers many unique styles of lighting from suppliers such as Hinkley, Hubbardton Forge, Capital, Feiss and 30+ others.

For those homes with high ceilings and large open spaces, decorative ceiling fans from suppliers such as Monte Carlo, Savoy House, Fanimation, Kichler and Kendal can offer energy efficiency savings by helping to circulate the air as well as provide light and design.

For some, doing renovations or building a new home can be an overwhelming experience, but at Elm Ridge Lighting we offer free one-on-one consultations to help make it more enjoyable. Bring us your plans and we will work with you room by room to select the appropriate lighting suited for your needs. We pride ourselves on quality customer service and making sure our clients' needs are met at no additional cost.

*Shop Local, keep our brick and mortar stores open.*  
**389 Barton St (at Millen Rd), Stoney Creek**  
**905.664.1912**  
**elmridgelighting.com**

*(Please see ad on pg 55)*



### NEST

**Nest** is the Canadian gift shop for animal lovers. But the real story is inside our cosy Locke St. boutique, where you will find a wide variety of handmade goods from fine art to whimsical jewelry, creative kids items to gorgeous hand thrown pottery.

Whether you know a pet-crazy person or someone who adores elephants, we have something for everyone: Cat people? Got it. Bird watchers? Yup.

Entomologists? Natch. Budding marine biologist? Absolutely.

Throwing a dinner party? Create a beautiful table with etched wineglasses, rustic stoneware and handmade linen napkins. Make a hostess feel the mostest with a hand printed wine bottle bag, or a greeting card featuring original art.

Whether is it seasonal, silly or serious you will find something for every occasion and of every animal persuasion! We have DIY kits for all ages who enjoy making their own – whether it is paper sculpture, felted critters or embroidered decor!

Explore our curated collection from over 90 Canadian artists – spanning Vancouver to Halifax. Many of our artists offer custom work such as watercolour pet portraits, super soft quilts, porcelain figurines – and check out our charm bar where you can make your own unique necklace!

Nest was born from a passion for animals and we support many rescues, shelters and charities.

Visit the shop, our socials or drop us a line to learn more:

nesthamilton  
**nesthamilton.com**  
*(Please see ad on pg 21)*



### BUY THE YARD INTERIORS

Transform an inherited or well used but beautifully designed couch or chair by reupholstering it.

Even the finest furnishings get tired over time and sometimes we just want a change. Reupholstering offers you a great solution for preserving the furniture you love!

Often replacing the comfort of a well-loved piece is hard to do when you buy new. Why not transform your furniture to suit your needs and the aesthetics of your room? **Buy The Yard Interiors** offers full service upholstery, from the initial fabric choices to pick-up and delivery. We have an incredible selection of upholstery fabrics to order. Personalizing your design can be done with the addition of colour, texture or pattern with the added benefit of our amazing new durable and stain-resistant fabrics. If your furniture has "good bones" and is comfortable it makes sense to reupholster rather than add to landfill.

Added touches such as nail heads or buttoning create distinctive headboards. Introducing a cloth headboard is a great way to update a tired bedroom suite.

UPHOLSTERY is just one of our specialties! We do draperies, custom furniture and bedding too!

Call today **905.648.7979**  
**73 Wilson St W,**  
**Unit 19, Ancaster**  
**buytheyardinteriors.com**  
*(Please see ad on pg 59)*



### MAKING A LIST, CHECKING IT TWICE

This is a great time of year to write out lists. You may be thinking about your Christmas gift list, list on who to send holiday cards to, grocery lists for parties, just to mention a few. Leave it to me to write out the house lists for you.


#### WINTER HOME PREPARATION LIST:

- Furnace professionally checked and change your filter
- Inspect doors and windows for leaks
- Clean out your gutters
- Turn off your water to the outside
- Sweep your chimney
- Trim dead tree branches
- Wrap exposed pipes in unheated areas
- Stock up on salt for your walks – last year we ran out!
- Cover your A/C unit

#### PREPARE YOUR HOUSE FOR SALE LIST (it's all about the inside this time of year):

- Declutter and depersonalize
- Replace light bulbs and fixtures if needed
- Make front entrance way inviting
- Make repairs
- Organize closets and cupboards
- Make every surface shine

**Jennifer Daniel**  
**Sales Representative**  
**Judy Marsales Real Estate**  
**905.648.6800**  
**daniel@judymarsales.com**  
**jenniferdaniel.ca**  
*(Please see ad on pg 3)*



### STONEY CREEK FURNITURE

**Stoney Creek Furniture** offers an unequalled selection of quality, inspired living, dining and bedroom furniture, mattresses and so much more in our over 85,000 square foot Stoney Creek showroom and second location in Vaughan.

Whether you're looking for the perfect investment piece or an on-trend accessory, we have the largest and latest selection of designer furniture from contemporary to traditional and everything in between for every budget and style.

2019 marked our 50th Anniversary and President Jim Fee credits his staff as playing a key role in this milestone. "The experience of shopping at a family-owned, family-run business, versus a big box, comes down to the people working there," says Fee. "A significant amount of Stoney Creek Furniture's staff have been with the company anywhere between ten to thirty years, a fact that has been instrumental in creating the commitment, family feel, and enthusiasm that exists at both the Stoney Creek and Vaughan locations. People coming into the store sense a different vibe here. Because we are not commission-based, customers feel comfortable browsing in our relaxed environment."

We also offer professional design services. Our team can help you design your home and provide inspiration. Whether you are furnishing a room or a full house, we can create the look you'll love.  
**395 Lewis Rd, Stoney Creek**  
**and 7979 Weston Rd, Vaughan**  
**800.263.8575**  
**stoneycreekfurniture.com**  
*(Please see ad on pg 13)*



### DIVINE PRESENTS

With the holidays fast approaching, thoughts often turn to ways to say thanks, Merry Christmas or to just let someone know that you're thinking of them.

Since 1999, **Divine Presents** has been creating one-of-a-kind gift baskets to do just that.

Located in Hamilton, this company has gained a reputation for originality and creativity using unique containers, high quality contents and elegant finishing touches. We pay attention to detail and strive to use Canadian products where possible. Our Gourmet baskets are filled with mouth-watering delicacies and our bath & spa baskets are designed to pamper the recipient and soothe the soul. We hand deliver to the Greater Hamilton and Burlington areas, including Waterdown, Flamborough, Dundas, Ancaster, Stoney Creek and Oakville. Shipping to more distant locations is also available.

Gift baskets are also a great way to send condolences, welcome a new baby or wish someone a speedy recovery at any time of the year.

Contact us by phone or by email. Tell us your budget and give us a general idea of what you're looking for and we'll do the rest. We promise that the recipient will still be delighted with their basket!

We specialize in CORPORATE gifts at any time of the year. We'd appreciate the opportunity to show you samples and discuss your needs. We'll come to you!  
**905.975.0280**  
**giftbaskets@divine-presents.com**  
**divine-presents.com**  
*(Please see ad on pg 21)*



### FIRST IN COUNTERS GRANITE

**First in Counters Granite** is a family owned and run custom stone fabricator located in Wainfleet, Ontario.

We have a diverse sales team that range from certified Interior Decorators, Finish Carpenters and Graphic Designers, all available to help make your dream into a reality.

Our fabrication staff have extensive training in granite, quartz, and porcelain products. We have a state-of-the-art fabrication shop. We have an inventory of several hundred slabs in a variety of colours. Our showroom offers both a granite and marble inventory. We also have a newly built Caesarstone quartz showroom gallery as we are an Elite Fabricator and Showroom for Caesarstone Canada.

You can be confident that we have the quality, experience and the material to help you through your project, however big or small!

**First in Counters – "The Name Says It All"**  
**72000 Regional Road 24 (Victoria Ave), Wainfleet (located at the corner of Regional Road 24 & 27)**  
**905.899.Stone (7866)**  
**firstincounters.ca**



### MY BACK SHED

**My Back Shed** is a beautiful boutique in Bronte Village in Oakville. We specialize in painted antique and vintage furniture and are the destination for all enthusiasts of French country and shabby chic décor. The store is a major source of inspiration for decorators and customers who like the romantic style and casual feel of our transformed pieces.

In addition to furniture, the store is filled with hand-picked, one-of-a-kind items for a unique shopping experience. Browse our selection of sparkly chandeliers, antique mirrors, soaps and bath products, upholstered chairs, ottomans and many other home décor items.

Our warehouse is filled with a wide selection of pieces in their original condition. Take one home for a fabulous DIY project or enlist our custom painting and upholstery services to refurbish it. We also restore treasured pieces that clients bring from home.

**2359 Lakeshore Rd W, Oakville**  
**905.847.2922**  
**mybackshed.com**



# HOME SHOPPING NETWORK

PHOTOGRAPHY  
KELLY HORKOFF

GET THE HOME YOU LOVE WITH  
HELP FROM THE RIGHT PEOPLE.

**HOLIDAY TRADITION:**  
*Jennifer: Family and Florida.  
Cindy: Family vacation.*

**AT HOME**

**Neighbourhood:** Jennifer: Newly HGCC, and I'm in love. Cindy: Ancaster. Love it! **Home Project:** Jennifer: Pool and addition, at the same time! Cindy: Redoing my basement. **Favourite Movie:** Jennifer: As a teen, *Valley Girl*. Now, *Bohemian Rhapsody*. Cindy: *The Sound of Music*.

## JENNIFER DANIEL & CINDY MURRELL-WRIGHT

JUDY MARSALES REAL ESTATE LTD., BROKERAGE

Judy Marsales Real Estate Ltd., is an independent real estate brokerage, one of the few in our area locally owned and operated. We focus on residential sales around the southern tip of the Golden Horseshoe. Stop by our Ancaster office to say hello and get caught up on market trends.



**AT WORK**

**Work Love:** Jennifer: Helping people find home. Cindy: Meeting people who become clients and then friends. **Inspiration:** Jennifer: My boss. Judy's integrity is top notch. Cindy: Judy Marsales. **Market Trend:** Jennifer: Definitely trending towards balance. Cindy: Rational decision making. **Why List In Winter:** Jennifer: We haven't had the usual fall rush, and buyers are waiting for product. Cindy: Many serious buyers.

**AT WORK**

**Store Style:** Eclectic – we love all styles. **Biggest Satisfaction:** Transforming furniture pieces. **New For Winter:** Expanded Brushed Baby and lighting sections. **Great Gift:** Fishing lures handcrafted in Waterford.

## TRACIE PLOMMER BRUSHED DESIGNS

Brushed Designs offers an eclectic, lovingly curated mix of accents, furniture, paint and much more for your home and lifestyle. We take great care treasure-hunting for both old and new. We love to layer and mix styles together and bring vintage back to life with our custom furniture refinishing services.



**AT HOME**

**Neighbourhood:** Old-world charm, small-town vibe. **Personal Style:** Vintage and anything architectural. **Guilty Pleasure:** Chocolate, chocolate, chocolate.

**HOLIDAY GETAWAY:**  
*Anywhere, as long as I am with my family!*

Continued on page 66



**AT HOME**  
**Neighbourhood:** West Hamilton Mountain. **Home Style:** Open concept antique/modern. **Way To Relax:** Just do it.

**FAVOURITE GETAWAY:**  
*Anywhere with my family.*

**LISETTE AMALFI**  
 MORTGAGE ALLIANCE  
 GREATER GOLDEN HORSESHOE

We are small business owners operating a ministry-licensed mortgage brokerage franchise. We assist our clientele with finding a mortgage-related loan to suit their needs, whether that be budget, savings, debt reduction or an alternative when no other option is available. We work with you to educate and represent your interests in finding a mortgage that makes sense for you.

**AT WORK**  
**Services On Offer:** All types of mortgage-related loans. **Company Credo:** Know your client. **Client Advice:** Choose to be educated about your largest debt. **Job Love:** Finding a solution.

**AT HOME**  
**Neighbourhood:** Flamborough. **Next Home Project:** Workshop. **Winter Activity:** Snowmobiling.

**CRAIG KILLINGER**  
 WATER DEPOT

Water Depot specializes in water treatment equipment: everything a home could need, from water softeners, reverse osmosis systems, iron filtration, ultraviolet systems, replacement filters, housings and more. Each location has an in-store u-fill station that contains pure, clean water and provides a cost-effective option for filling up. Wherever you use water, Water Depot can help.



**AT WORK**  
**Company Philosophy:** Take care of customers. **Success Secret:** Honesty and integrity. **Latest Trend:** High-grade purified water. **Reader Tip:** All water testing should be done on site (in your home). Certain test results can change dramatically during travel time.

**FAVOURITE TV SHOW:**  
*Gold Rush. OH*

SEE OUR DIRECTORY FOR ALL CONTACT INFORMATION.

crafty ideas

# CIRCLE of STARS

PROJECT DAWN MCCONNELL  
PHOTOGRAPHY TARA CHATTELL

A holiday star wreath with mixed metals you can make in minutes.



## Materials

- 18-gauge galvanized wire
- Glitter paper or glitter foam (we used gold, silver and white)
- Glue gun or bottled glue
- Length of ribbon or twine, for hanging

## Tools

- Wire cutters
- Scissors

## How-to

- Determine the size of the wreath by forming a circle with the wire. Continue to wind the wire, forming between seven and nine circles in various diameters. Leave a tail of wire about two inches long.
- Holding the bundle in one hand, wrap the tail around the wire circles several times.
- Cut pairs of stars from glitter paper or foam in a variety of sizes for the front and back of the wreath.
- Grab a pair of stars and apply glue to one side of each star. Pick a strand of wire, line up stars on each side, then sandwich the wire between the two stars. Repeat, adding stars at random throughout the strands until you love your design.


Tie ribbon or twine at the top of the circle to hang your wreath. **OH**



**HAMILTON** 96 CHESTER AVENUE • 50 x 140 FT. DEEP LOT • \$1,149,900



**ANCASTER** 3 DEERFIELD LANE • WALKOUTS AVAILABLE

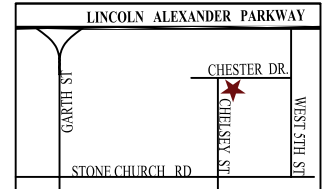


## AVAILABLE IMMEDIATELY

- 3,534 sq. ft. including 4 bedrooms
- Each with Ensuite Access
- 10 ft Main Floor Height
- 9 ft Second Floor Height
- Fully Finished Basement

For Appointment Text: 905.920.0053

VISIT: [www.SCARLETTTHOMES.com](http://www.SCARLETTTHOMES.com)



Custom Built by SCARLETT HOMES LTD.

## OVER TWENTY MODELS

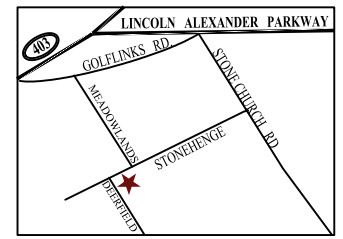
PRICED FROM \$899,900 TO \$1,499,900

Main Floor Master Bedroom Designs

Call 905.318.3800

Email: [info@scarletthomes.com](mailto:info@scarletthomes.com)

[www.SCARLETTTHOMES.com](http://www.SCARLETTTHOMES.com)



Custom Built by SCARLETT HOMES LTD.

PRESENTATION CENTRE OPEN 1 - 5 DAILY • CLOSED FRIDAY



TEN THOUSAND VILLAGES

## Global Style. Global Good.

Discover the stories behind these and other fair trade products in store or online at [tenthousandvillages.ca](http://tenthousandvillages.ca)

162 Locke Street South, Hamilton  
905-528-3875

[/VillagesHamilton](https://www.facebook.com/VillagesHamilton)



decorating

# WINTER *warm-up*

STORY **PHYLLIS LUI & ALEEM KASSAM**  
PHOTOGRAPHY **PROVOKE STUDIOS**

THE CRISP AIR AND EARLY EVENINGS OF WINTER LURE US INDOORS to hibernate – if not for an extended period through these cold months, then at least for some quality time to cosy up after a long day braving the freezing temperatures. We like to approach the task of seasonal décor as we would a wardrobe. Just as the weather defines the clothes you wear, so too should it play into what you have in your home. By layering some key elements into your décor, your space will be cosy as can be, regardless of the temperatures outside. Here are some of our favourite ways to crank up the heat, without ever touching the thermostat.



### *Accessorize in Layers*

Combine colours, patterns and various textures to lend your home a warmer overall visual impact. An area rug layered over a larger rug or wall-to-wall carpet creates a luxurious, plush effect. By the same logic, double-up on your cushions and throws, too. Sofas, loveseats, chairs and even a corner of the room can instantly become that coveted cocoon we all so desperately need in winter.

*Continued on page 72*



# Imagine



PHOTO: JENNY LIU

## The FURNITURE GALLERY

175 Dieppe Rd., (beside Q.E.W.) St. Catharines, 1-800-680-5553  
Mon. to Fri. 9:30-5:30, Sat. 10:00-5:00 [www.furnituregallery.com](http://www.furnituregallery.com)

1975 Celebrating 44 Years 2019

## Heavy Fabrics

Heavier textiles are a great addition to the home when temperatures fall. Think velvet, thickset corduroy, faux fur, wool and chunky cable-knit designs. Swap out your lighter bedding and use richer, heavier, textural and weighted sheets, blankets, bedspreads and accent pillows. Consider swapping out your window coverings with the change in seasons, too. While a second set of heavier-fabric drapes is a bit of an additional investment, it'll be worth the spend and the benefits are twofold. You'll create a warmer, cosier look overall in your home, and heavier window coverings can actually help naturally regulate your home's internal temperature, giving your utility bills a break.



## ADDING A DIMMER IS A GREAT WAY TO EASILY ADJUST YOUR HOME'S LIGHTING.

### Warm Light

Believe it or not, the type of light bulbs you choose has a huge impact on the visual temperature of your space. The neutral option, bright white, is not quite yellow (on the warm side) nor blue (on the cool side). If you wish to warm up the look of your home, simply replace your bright white bulbs with soft white ones, which are a slightly warmer shade and a very popular choice in living rooms and bedrooms, where a cosy ambience is typically preferred. With any kind of light, use dimmer switches – we can't stress this enough! In fact, we recommend putting a dimmer on every light. They're a great way to customize your home's lighting, depending on the season, the occasion or your mood.



In addition to these no-fail solutions to winter's darkness, one of the easiest and cheapest ways to warm up your home is with good old-fashioned candlelight. When the temperatures drop, line your mantels, windowsills, shelves and tabletops with arrangements of glowing pillars and tealights. Place your candles in view of a mirror to double the light and warmth. Let's not forget the obligatory PSA: Be careful to never leave burning candles unattended, or consider high-quality faux battery candles.

With Canada's drastic swings in temperature throughout the year, it only makes sense that our homes adapt in order to provide us with comfort and style. If your objective is to warm up your home, play a word association game for inspiration. To you, warm might be something physical, such as a fireplace stacked with wood, or a woolly blanket rolled up at the foot of the bed. Perhaps warm is something more abstract, like a colour or a particular scent. Think cinnamon. With the right seasonal switch-ups, your home will be perfectly toasty, all year round. **OH**

*Phyllis Lui and Aleem Kassam are partners at Kalu Interiors.*

OUR HOMES attracts the area's finest businesses to advertise in our pages, and utilize our unparalleled distribution and coffee-table appeal to market their products and services. We're making it easier for you, our readers, to become educated as you plan your home- and real estate-related purchasing decisions. View these business ads online at [ourhomes.ca](http://ourhomes.ca). The listings below are organized alphabetically by industry.

#### APPLIANCES

Peter Martin Appliances, 23

#### ARBORICULTURE/ARBORIST

Arborwood Tree Service, 39

#### ART/ARTISANS/ART GALLERIES/STUDIOS/WORKSHOPS

Nest, 21, 62

#### AUTOMOBILE

Performance Lexus, 80

#### BEDS & BEDDING/MATTRESSES/SLEEP PRODUCTS

Covers Canada, 55

#### BUILDERS

Exquisite Living By Alamo Homes, 35  
Rinaldi Homes, 2  
Rosehaven Homes, 79  
Scarlett Homes, 69

#### CABINETS & MILLWORK/CARPENTRY/FINE WOODWORKING/CUSTOM FURNITURE

Barnboardstore.com, 31  
Enns Cabinetry, 7  
Kennedy Carvings & Construction, 23  
Royal Kitchen Doors and Cabinets, 35  
Unique Custom Cabinets, 49

#### CHAINSAW CARVING

Kennedy Carvings & Construction, 23

#### CHARITABLE/NON-PROFIT ORGANIZATIONS

Habitat for Humanity, 53  
Ten Thousand Villages, 69  
Welcome Wagon, 77

#### CLEANING

Posh, 59

#### COUNTERTOPS

First In Counters, 63  
Take Us for Granite, 59

#### FABRIC/UPHOLSTERY/CANVAS

Buy The Yard Interiors, 59, 62

#### FINANCIAL/INSURANCE/MORTGAGE/INVESTING

Mortgage Alliance Golden Horseshoe, 59  
Women and Real Estate, 11

#### FIREPLACES & STOVES/ACCESSORIES

The Source for Home Comfort, 57

#### FLOORING

Barton Bath + Floor, 16  
Eden Tile-It, 33  
Lincoln Design House, 5

#### FLORAL DESIGN/FORISTIS

Fascination Florist, 21  
Satellite Gardens, 57

#### FURNITURE & HOME DÉCOR/ACCENTS/GIFTS/COLLECTIBLES

Brushed Designs, 37  
Buy The Yard Interiors, 59, 62  
Dal's Home Furnishings, 6  
Lincoln Design House, 5  
My Back Shed, 63  
Nest, 21, 62  
Stoney Creek Furniture, 13, 63  
Ten Thousand Villages, 69  
The Furniture Gallery, 71  
Urban Cottage, 31

#### GARDEN CENTRES/GREENHOUSES/NURSERIES

Satellite Gardens, 57

#### GIFT BASKETS

Divine Presents, 21, 63

#### HOME IMPROVEMENTS/RENOVATIONS

Daw Construction, 8  
Violin Contracting, 16

#### INTERIOR DECORATING/INTERIOR DESIGN/HOME STAGING

Alto Interiors, 57  
Bella Casa Interiors, 59  
Duncan Designs, 37  
House of Fraser Decor, 31  
Lincoln Design House, 5  
Rowe Interiors, 55  
Stage Right, 61

#### KITCHEN & BATH

Barton Bath + Floor, 16  
CR Technical, 37  
decorstore, 61  
Enns Cabinetry, 7  
Lincoln Design House, 5

Royal Kitchen Doors and Cabinets, 35  
The Ensuite Bath & Kitchen Showroom, 51  
Unique Custom Cabinets, 49

#### LIGHTING

Elm Ridge Lighting & Interiors, 55, 62

#### MOVING & STORAGE

Organized Transitions, 17

#### NEW HOME COMMUNITIES

Dover Coast, 15  
Scarlett Homes, 69  
The Bench, 4  
Tiffany Hill – Rosehaven Homes, 79

#### PAINTING & DECORATING

Aftica Decor, 21  
Benjamin Moore, 9  
Halsen Decor Paint & Paper, 9, 51

#### PLUMBING

Barton Bath + Floor, 16

#### REAL ESTATE

Coldwell Banker Community Professionals – Vince Fracassi, 33  
Couturier Realty Group – Mary Couturier, 11  
Judy Marsales Real Estate – Jennifer Daniel, 3, 62  
RE/MAX Escarpment Realty Inc. – Joanna Cutaia-Beales, 53

#### ROOFING

Bosco Roofing, 8

#### STAIRS/RAILINGS

Berman Stairs, 17  
Kenedy Stairs, 51

#### TILE

Barton Bath + Floor, 16  
Eden Tile-It, 33

#### WATER TREATMENT/FILTRATION

Water Depot, 39

#### WINDOW TREATMENTS

Buy The Yard Interiors, 59, 62  
Covers Canada, 55  
Halsen Decor Paint & Paper, 9, 51  
Lincoln Design House, 5  
Salnek's Custom Window Treatments, 7

# ALMOND Snowball Cookies

RECIPE AND PHOTOGRAPHY JENELLE MCCULLOCH

*THESE COOKIES MAY JUST START A FIGHT – A SNOWBALL FIGHT!  
THESE CLASSIC TREATS HAVE A TENDER SHORTBREAD TEXTURE  
WITH JUST A HINT OF ORANGE ZEST.*



## INGREDIENTS

Makes 20-25 cookies

- 1 cup unsalted butter, softened
- ½ cup powdered sugar plus more to coat
- 2 cups all-purpose flour
- 1 cup almond flour
- 1 tsp vanilla extract
- 1 tsp orange zest
- ½ tsp salt

## DIRECTIONS

Preheat oven to 350°F.

In a stand mixer with paddle attachment, cream together butter and ½ cup powdered sugar.

Add all-purpose flour, almond flour, vanilla extract, orange zest and salt. Mix until dough is combined and forms a ball.

Line a baking sheet with parchment paper and roll dough into 1-1.5 inch balls.

Bake for 13-15 minutes, or until bottoms are light brown.

Let cool slightly and, while still warm, roll in powdered sugar.

Let cool before storing. Enjoy! **OH**



online

Get more recipes at [ourhomes.ca/mag/cook](http://ourhomes.ca/mag/cook)

finishing touch

# BAR hopping

Impress your guests with a fabulous bar that says you're ready to have some fun. Check out these three ways to create and style a bar in any space.



**NATIVE TRAILS:** Olivos Concrete Bar/Prep Sink in Ash



**CB2:** Dart Board



**NATIVE TRAILS:** Cantina Pro Bar/Prep Sink in Antique Copper



**MOEN:** Nio Matte Black One-Handle High Arc Bar Faucet



» **ABBOTT COLLECTION:** Classic Wall Bottle Opener

» **ABBOTT COLLECTION:** Gin & Martini Dishcloths



Continued on page 78



**SUNPAN:** Leighland Barstool in Light Grey



**KITCHENAID:** 24-inch Beverage Centre with SatinGlide Metal-Front Racks and the 15-inch Automatic Ice Maker in Black Stainless Steel with PrintShield Finish

IT'S FINALLY HERE!  
Subscribe to our **Weekly Newsletter**

✓ Gorgeous Homes ✓ Exclusive Giveaways ✓ Behind-the-Scenes Access

*Delivered straight to your inbox*



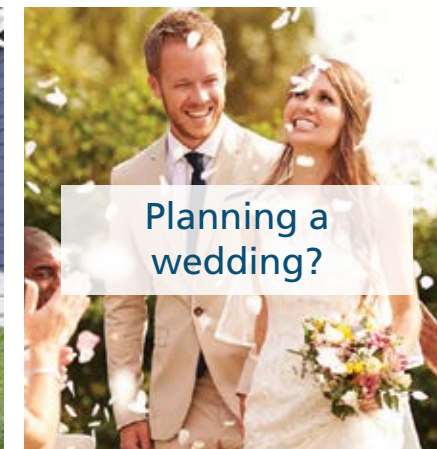
Sign up today  
[ourhomes.ca/newsletter](https://ourhomes.ca/newsletter)

**ourhomes**  
CELEBRATING LIFE AT HOME

## Welcome To The Neighbourhood!



Moving or new to the community?



Planning a wedding?



Expecting or had a baby?

ALL THE VISITS ARE FREE | NO OBLIGATION | COMPLIMENTS OF LOCAL BUSINESSES

Visit our website to register: [www.welcomewagon.ca](http://www.welcomewagon.ca) or call 1.844.299.2466

**WELCOME WAGON**  
SINCE 1930

*Bringing Local Community Information and Gifts*

Welcome Wagon offers part-time career opportunities in your community.

finishing touch

## 2 THE SMALL-SPACE BAR

With just a small corner in your home, you can create a stylish spot to converse over cocktails with these fab finds.



» **SUNPAN:** Enco Counter Table

» **LIME LACE:** Georgie Baa Bar Stool

**BERNHARDT:** Clarendon Bar Cabinet

## ACCESSORIES

Every bar, regardless of size, needs accessories, such as these seasonal favourites. Cheers!



**AERIN:** Fausto Jigger and Shaker Set in Gold

**ARTERIOS:** Wakefield Ice Bucket

**GLOBAL VIEWS:** Alpen Coasters in Bark

**AERIN:** Mattea Cocktail Picks in Gold

**GLOBAL VIEWS:** Wrapped Handle Trays in Ivory Leather & Fat Bottom Decanters in Clear

**ABBOTT COLLECTION:** Wide Band Stemless Flute & Goblet

**CRATE & BARREL:** Bash Beverage Tub



# Perfectly POSH. Perfectly PRICED!



## 3 THE PORTABLE BAR

If a dedicated bar area isn't an option, a bar cart will do just fine. These gems add sophistication to cocktail hour.



» **RENWIL:** Ridgewood Bar Console

« **RENWIL:** Vista Bar Cart

### Affordable luxury in Ancaster. That's Tiffany Hill!

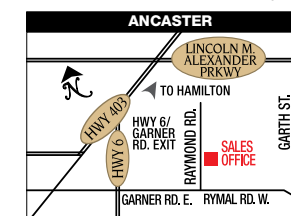
Yes, you can afford to live an elevated lifestyle in Ancaster, Hamilton's most desirable upscale neighbourhood! At Tiffany Hill, schools, local shopping, big box stores and nature are all in your backyard. Plus all the big city amenities of Hamilton are just minutes away!



**45' & 40' SINGLES**  
from the upper  
**\$700's\***  
from 2,163 sq.ft. to over 3,450 sq.ft.

**FREEHOLD TOWNS**  
from the low  
**\$600's\***  
from 1,704 sq.ft. to over 2,270 sq.ft.

**SALES OFFICE:**  
288 Raymond Rd., Ancaster  
**HOURS:**  
Monday - Thursday 1 - 7pm  
Weekends & Hol. 11am - 6pm



**ROSEHAVEN**  
I AM HOME

VISIT  
**RosehavenHomes.com**  
289-239-7677

\*Prices & specifications correct at press time. Prices quoted are in \$ thousands. Map not to scale. E. & O.E.



YOUR HAMILTON-NIAGARA LEXUS RETAILER SINCE 1990

LEXUS | PERFORMANCE LEXUS



# REFINED OVER TIME

THE REINVENTED 2020 LEXUS RX

There's always room for refinement. It's this belief that set the next iteration of the RX into motion. With a striking exterior refresh, standard LSS+ 2.0, cutting-edge technologies including touchscreen display with Apple CarPlay™ and Android Auto,™ the new 2020 Lexus RX is the pinnacle of function and form.

LEXUS  
RX

COMPLIMENTARY VALET TO YOUR HOME OR OFFICE\*

PERFORMANCE LEXUS | 262 Lake Street, St. Catharines | 905-934-3336 | 1-800-240-4194 | [performancelexus.ca](http://performancelexus.ca)

\*Complimentary valet service to your home or office for as long as you own your Lexus from Performance Lexus. Lexus owners must live in the regions of Hamilton-Wentworth, Niagara, or Burlington, and Oakville. Apple CarPlay is a trademark of Apple Inc. All rights reserved. Android is a trademark of Google LLC. Use of this trademark is subject to Google Permissions.