

SUMMER 2020

STYLE ■ COMFORT ■ IDEAS ■ REAL ESTATE

# ourhomes

PARRY SOUND MUSKOKA HUNTSVILLE HALIBURTON

*MIRAGE LAKE*

## TRANQUILITY

*Surrounded by*  
**NATURE**

**MODERN RUSTIC  
FARMHOUSE**

EAST COAST  
**SHRIMP ROLLS**

LAVENDER  
**LEMONADE**

**CLUTTER** BUSTING





**Attainable  
Solutions Inc.**



KITCHENS . FURNITURE . HOME DECOR . FASHION

*The Cutter's Edge*  
MUSKOKA

30 HOWLAND DRIVE, HUNTSVILLE  
705.789.0448 . thecuttersedge.com

VIEW AND ORDER ONLINE:  
shop.thecuttersedge.com



**CONSTRUCTION**

**LANDSCAPING**

**WATERFRONT**



**Attainable  
Realty Inc.**

BROKERAGE | (705) 789-6568

(705) 787-0399 | info@attainable.ca | www.attainable.ca





BOBCAT.COM



YOU'LL DIG UP SOME WORK.  
YOU'LL UNEARTH SUCCESS.  
**YOU'LL LOVE  
THIS TRACTOR.**

ASK US ABOUT BOBCAT COMPACT TRACTORS.



***One Tough Animal.***

The industry's leading compact equipment brand includes a new line of compact tractors designed to add power and productivity to your business, and you can see them now at your dealership.

New Bobcat® compact tractors. They're all Bobcat. They're all you.



Parry Sound Industrial Park  
25 WOODS ROAD  
NOBEL, ON  
705-342-1717

<http://www.bobcatofparrysound.com>

Bobcat®, the Bobcat logo and the colors of the Bobcat machine are registered trademarks of Bobcat Company in the United States and various other countries.  
©2020 Bobcat Company. All rights reserved. 11993043



**The finishing touch is in the siding.**

You've taken the time and care necessary to buy or design your home with the perfect layout and style to suit your needs. From the kitchen cabinets to the furniture and window treatments, you've thought of every detail. But what if you could give your home even more style, elegance and quality than you imagined? That's where we come in.



**CElect® Cellular Composite Siding** urges you to demand all of it: seamless beauty, weather defiance, maintenance freedom and unlimited home design possibilities.

Begging the age old question... why compromise?

**Siding • Roofing • Soffit • Fascia • Decking • Eavestrough • Gutter Protection**

**SERVING MUSKOKA, PARRY SOUND & HALIBURTON REGIONS SINCE 1976**

*Embrace Your Exterior!* Supply • Install • Cash & Carry

**1-800-732-0158 • 705-645-8404**

**[norstarexteriors.com](http://norstarexteriors.com)**



# Fully Customizable Home and Cottage Packages that Fit Your Lifestyle



**GREAT  
NORTH**  
HOMES

1-866-866-2941 | info@greatnorthhomes.com

GREATNORTHOMES.COM



Let Us Help You with Your Deck Design  
**Bring Your Deck Dreams to Reality!**

The Home You Always Wanted, The Way You Want It.  
[www.unitedlumber.ca](http://www.unitedlumber.ca)


@UNITED\_LUMBER @UnitedLumberHHBC

Barrie  
705.726.8132  
520 Bayfield St. N.

Bolton  
905.857.6970  
12833 Hwy 50 S.

Georgetown  
905.873.8007  
333 Guelph St.

United Truss – Innisfil  
705.436.3425  
3325 Thomas St.



705.732.1802  
[www.schlager.ca](http://www.schlager.ca)





# Don't Wait Another Day to Paint



Visit today and let us make sure you get the best paint and advice to get your project done right.

**BRACEBRIDGE Colour N Light Muskoka**  
505 Muskoka Rd 118 W | 705.646.8891 | colourlightmuskoka.ca

**BRACEBRIDGE Muskoka Paint & Decorating**  
295 Wellington St | 705.645.8800 | muskokapaint.com

**GRAVENHURST Colour N Light Muskoka**  
545 Muskoka Rd N | 705.687.7956 | colourlightmuskoka.ca

**HALIBURTON Cordell Carpet**  
25 Hops Dr | 705.457.2022 | cordellcarpet.ca



 **Benjamin Moore®**

©2020 Benjamin Moore & Co., Limited. Arborcoat, Aura, Benjamin Moore, Century, Colour Lock, Gennex, Regal, and the triangle "M" symbol are registered trademarks licensed to Benjamin Moore & Co., Limited. 10/19



  
METRIE



**BTM** **BARRIE TRIM & MOULDINGS INC.**  
TRIM | DOORS | STAIRS | RAILINGS

705.739.2200

FINISHING YOUR HOME SINCE 1985

BARRIETRIM.COM

Supply & Install Of Quality Interior Finishes – Visit Website To Connect With Us  
52 Saunders Road, Barrie | Follow Us @BarrieTrim





**THANK YOU!** To All Our First Responders &  
Essential Workers Keeping Us Safe.



**Parry Sound**  
insurance brokers Ltd.

**Muskoka**  
insurance brokers Ltd.

*specializing in*  
**WATERFRONT PROPERTIES**  
ISLAND TO MAINLAND

*Proudly Representing* **WEST WAWANOSH**  
MUTUAL INSURANCE COMPANY

705-746-2725 | [parrysoundinsurance.com](http://parrysoundinsurance.com) | [dave@parrysoundinsurance.com](mailto:dave@parrysoundinsurance.com)  
705-687-6606 | [muskokainsurancebrokers.com](http://muskokainsurancebrokers.com) | [stephen@muskokains.com](mailto:stephen@muskokains.com)

## red canoe gallery

Large Original Paintings

Hand made wood bowls,  
pottery, jewelry & sculpture

100% Canadian

27 YEARS

111 Medora St. (Hwy 118 West.)  
Port Carling, Muskoka  
705 765 7474  
[www.redcanoegallery.com](http://www.redcanoegallery.com)

Open seven days a week  
(parking at rear)



'Summer Pine', 48"x24", N.Yanaky



**muskoka lakes**  
**CONSTRUCTION**

705.687.8370



**COTTAGES + BOATHOUSES**  
DESIGN - BUILD - RESTORATION  
— [muskokalakesconstruction.ca](http://muskokalakesconstruction.ca) —





EDENLANE  
MUSKOKA

25  
years



## OUR REPUTATION IS BUILDING

Family owned and operated, Edenlane has been building custom cottages and homes in Muskoka at competitive prices for 25 years. We pride ourselves on establishing trust with all of our clients and building relationships that last well beyond each finished project. Our high standards make us a leader in the art of architectural design and the craft of construction.



*"People tell me I'm a perfectionist, but I take that as a compliment. I treat every project as if it were my own."*

Scott Clark  
Project Manager



705.645.9566 | [scott@edenlanemuskoka.com](mailto:scott@edenlanemuskoka.com) | [edenlanemuskoka.com](http://edenlanemuskoka.com)

## High performance, Linear design.

Highly efficient and reliable home heating, the Linear L3 combines renowned Valor function with true contemporary form.

**Valor** Perfecting Warmth  
Since 1890™



*For design ideas and information, we welcome you to visit our spectacular  
must see showroom located in Huntsville, Ontario*



## FIREPLACE KING

3 Cairns Drive, Huntsville  
705.789.8067

[fireplaceking.com](http://fireplaceking.com)





- Traditional Cedar Canoes
- Custom Artisan Canoes
- High-end Restorations

## Handcrafted Canoe Décor

Shelf Unit

Coffee Table



Wanigan - Cedar Storage Chest



[muskokacanoeworks.ca](http://muskokacanoeworks.ca)

705-783-4045

[muskokacanoeworks@outlook.com](mailto:muskokacanoeworks@outlook.com)



**ourhomes**  
STYLE • COMFORT • IDEAS • REAL ESTATE  
PARRY SOUND MUSKOKA HUNTSVILLE HALIBURTON

**REGIONAL PUBLISHERS** Jamie Jefferson  
Georgette McCulloch

**REGIONAL MANAGING EDITOR** Walter Franczyk

**REGIONAL PRODUCTION MANAGER** Marilyn Reid

**MARKETING & ADVERTISING** Kelly Bidan, 705.349.1485  
[kelly.bidan@ourhomes.ca](mailto:kelly.bidan@ourhomes.ca)  
Jamie Jefferson  
o: 705.445.5065 x211, c: 705.730.3827  
[jamie.jefferson@ourhomes.ca](mailto:jamie.jefferson@ourhomes.ca)

**REACH US EASILY:** [firstname.lastname@ourhomes.ca](mailto:firstname.lastname@ourhomes.ca)

OUR HOMES is a registered trademark of OUR HOMES MEDIA GROUP INC.  
OUR HOMES Muskoka is published four times a year.

OUR HOMES is distributed via free pick up to residents of Muskoka region and to cottagers via direct mail. Copies of OUR HOMES are available for free pick up at high traffic locations throughout the region. OUR HOMES is distributed throughout select B&Bs and hotels, and to select business leaders via direct mail.

Please send all letters and/or feedback to OUR HOMES Magazine,  
25 Elgin St., Collingwood, ON L9Y 3L6. Or email us at [editor@ourhomes.ca](mailto:editor@ourhomes.ca).  
All letters received are subject to editing for grammar and length.

OUR HOMES MEDIA GROUP INC:

### EDITORIAL

**EDITOR-IN-CHIEF** Georgette McCulloch

**ASSOCIATE EDITOR** Kristin Schnelten

**DIGITAL EDITOR** Rachael Havens

### MANAGING EDITORS

Nancy Belgue, Liz Bruckner,  
Walter Franczyk, Mary Hatt, Gina Makkar,  
Sara Martin, Tiffany Mayer,  
Georgette McCulloch, Melissa North,  
Merrilyn Patterson, Heather Wright

### ART

**ART DIRECTOR**  
Tara Chattell

**ASSOCIATE ART DIRECTORS**  
Sheila Britton, Robynne Sangiuliano

**DIRECTOR OF PHOTOGRAPHY**  
Jason Hartog

### PRODUCTION

**PRODUCTION DIRECTOR** Lynn Derrick

### PRODUCTION MANAGERS

Julia Dempsey, Kelly Donaldson,  
Marilyn Reid, Tracy Shuttleworth

### OPERATIONS

**MANAGING DIRECTOR, SALES & MARKETING**

Jamie Jefferson  
[jamie.jefferson@ourhomes.ca](mailto:jamie.jefferson@ourhomes.ca)

**MANAGING DIRECTOR, OPERATIONS**  
Georgette McCulloch

**ACCOUNT EXECUTIVE &  
DIRECTOR OF DISTRIBUTION** Lisa Ormsby

**REGIONAL ACCOUNT EXECUTIVE** Suzanne Strong

**BUSINESS DEVELOPMENT** Kelly Craig

**ACCOUNTING** Tyler Annette

### CONTRIBUTORS

Mike Chajecski, Tara Chattell, Walter Franczyk, Jason Hartog,  
Rebecca Hay, Connie Jeske Crane, Aleem Kassam, Jenny Liu, Cheryl Long,  
Phyllis Lui, Sandy MacKay, Dawn McConnell, Jenelle McCulloch, Dolores Pian,  
Provoke Studios, Melanie Rekola, Julie Row

**Advertisements and the content**, including photos, of advertisements published within OUR HOMES magazine are supplied solely by the advertiser and neither the publisher nor OUR HOMES Media Group Inc. accept responsibility for opinions expressed in advertisements or for copyright issues with regards to photos, advertising copy and advertisements, nor shall they be held liable thereby. By act of reading this publication, all advertisers and readers agree to indemnify and hold harmless both OUR HOMES Media Group Inc., and the publisher thereby. Copyright ©2020 OUR HOMES Media Group Inc. All rights reserved. Reproduction without permission is prohibited.

### OUR HOMES CAN BE FOUND IN THE FOLLOWING MARKETS:

- Barrie/Orillia/Midland • Grey Bruce • Hamilton • London • Muskoka
- Niagara • Oakville/Burlington/Mississauga • Ottawa • Peterborough
- Southern Georgian Bay • Toronto & York Region • Region of Waterloo
- Wellington County/Orangeville/Caledon • Windsor



*Thank You!*

A huge thank you to all front line workers who are keeping us safe during these unprecedented times.

## WE'RE HERE FOR YOU

At Kubota North we are following all the required physical distancing guidelines while still continuing to serve our customers.

**TRACTORS • EXCAVATORS**

**UTILITY VEHICLES • MOWERS**

**PARTS & SERVICE**

*Serving Muskoka, Haliburton & Parry Sound*

**Kubota North**



1677 Winhara Road, Gravenhurst  
**705.645.1175** • [kubotanorth.com](http://kubotanorth.com)



**NEW EQUIPMENT SALES • FULL SERVICE SHOP • PICK-UP AND DELIVERY**



**COON'S ELECTRICAL**  
Residential, Commercial & Industrial

Serving Muskoka, Parry Sound and the Islands of Georgian Bay for over 25 years.  
*We service ALL your electrical needs!*



**licensed electricians . certified generator installations**  
**new homes . cottages . renovations . upgrades . panel changes**

**CALL US TODAY 705.342.1866 | [coonselectrical@hotmail.com](mailto:coonselectrical@hotmail.com)**





**STAYING AT HOME** to help keep a lid on the COVID-19 pandemic has been a chance to catch up on chores. Cleaning out years of saved wood scraps from below my workbench and painting the basement floor, walls, doors and trim took a little effort, but not much time. There is more to do outside now that warmer weather has arrived but the lull in immediate projects has been a chance to catch up with my birds.

For the first time I succeeded in drawing woodpeckers to suet hung in our cedar tree. A pair of tiny downy woodpeckers were the first to feast on the mixture of fat and seed. A pileated woodpecker, spectacular and startling in its primordial splendour, also snacked on the suet, but only occasionally.

Mourning doves are among my favourites. Ever so humble, they keep their heads down while patrolling for food. Their doleful cooing and the sound of their fluttering wings are endearing. Doves seldom perch on my elevated bird feeder; most of the time they scrounge for fallen seed on the ground. Scattered sunflower seeds drew a dozen or more mourning doves each morning and afternoon. I took attendance, counting the flock on every arrival. Sometimes more than 20 doves descended for a quick, furtive meal.

When I built a tray feeder and bolted it on a post in the front yard, it immediately drew blue jays and cardinals that vied for the new noshing spot. But black and grey squirrels soon took possession, kept birds at bay and made it their own. The tray was a bust as a bird feeder but it inspired my admiration for squirrels. These pint-sized rodents are voracious, tenacious and relentless. When I scatter sunflower seeds on the ground, these bushy-tailed opportunists are always among the first to arrive. I learned to keep scatterings of seeds well-spaced to keep squirrels from fighting and bullying over the grub. They definitely prefer social distancing at meal time. For the moment, they're way ahead of the curve.

*Walter Franczyk*

Walter Franczyk, Managing Editor  
walter.franczyk@ourhomes.ca

Follow us     
Subscriptions [subscribe@ourhomes.ca](mailto:subscribe@ourhomes.ca)

**online** Get more at [ourhomes.ca](https://www.ourhomes.ca)

PHOTOS: WALTER FRANCYK



Our team rocks.

[WWW.ROCKSCOPE.CA](https://www.rockscope.ca) @ROCKSCOPE



**Rockscope**  
THE NATURAL CHOICE



# CONTENTS

SUMMER 2020



## ON THE COVER

Furnishings from around the globe evoke memories of pleasurable travels for first-time cottage owners. Story, page 32. Photography by Sandy MacKay.



## LOCAL FEATURES

- 22 **Style Picks** A summer mix of home and cottage comforts.
- 32 **Feature Home** A couple creates their wilderness retreat on Mirage Lake.
- 48 **Spotlight** Red Canoe Gallery plies a world of fine art.
- 56 **Feature Home** Garrison Creek assembles big steel on Darling Island.
- 66 **People** Experts enhance the good life at home.
- 78 **Home & Builder** Brothers make room for three or more generations.

## DEPARTMENTS

- 16 **Editor's Note**
- 20 **Advice** Choosing Heirloom Furniture
- 26 **Good Taste** Fresh Lavender Lemonade
- 28 **Gardening** Orange Punch
- 42 **Real Estate** Cutting The Clutter
- 44 **Outdoor Living** Space In The Sun
- 50 **Double Take** Bold & Botanical
- 52 **Decorating** Freeze Frame
- 74 **Design Ideas** Tuning A Cottage Vibe
- 76 **Focus** Inspiring Home Offices
- 90 **Projects** Vertical Plant Hangers
- 92 **Home Resource Directory**
- 94 **Cooking At Home** Maritime Shrimp Rolls
- 96 **Finishing Touch** Al Fresco Dinnerware



FURNITURE

LIGHTING

HOME DÉCOR



[WWW.URBANRUSTIC-LIVING.COM](http://WWW.URBANRUSTIC-LIVING.COM) | [WWW.THELIGHTHOUSEMUSKOKA.COM](http://WWW.THELIGHTHOUSEMUSKOKA.COM)

15 MAIN ST. WEST | 705.788.2612 | HUNTSVILLE, ON





Interior Designer  
**Dolores Pian**  
shares her ideas.

# Classic FURNITURE

PIECES YOUR KIDS WILL ACTUALLY WANT TO INHERIT.  
WHAT MAKES A CLASSIC PIECE OF FURNITURE?

Are you downsizing, rightsizing and considering selling or giving away your furniture? The reality is that some people don't want your "old stuff" no matter how much money you spent on it.

Whether your life is transitory or you want to complete a quick project, there's a tendency to buy inexpensive furniture that may, in a short time, wobble, peel or just fall apart in front of you, creating a throwaway mindset.

Furniture you want to keep is valuable, familiar, branded or easily recognizable icons of the 20th Century. Many are approaching the 100-year antique status. For example, two significant pieces from Poltrona Frau's collection, the Chester Sofa and the 1919 Armchair, seen in many James Bond films, are synonymous with status. The 1919 Armchair has been so successful that it's been reissued and reinterpreted with larger proportions to satisfy the modern-day notion of comfort. The more modest Thonet Coffee House Chair can still be seen in French bistro cafés. Good design lasts forever.

## Where Have You Seen Famous 20th Century Furniture Icons?

Modern furniture from the 1920s to 1940s and Mid-century Modern from 1933 to 1965 is widely popularized. We see pieces in architectural design magazines or celebrity interviews in the pages of *GQ* and *Vogue*. Cultural institutions such as New York's Museum of Modern Art and London's Victoria & Albert Museum have large exhibits displaying the perfect examples of modern-day aesthetics and good taste.

Also, popular television shows have embedded many of these pieces in our modern psyche. Notable examples include Breuer's Cantilever Chair and the Barcelona Chair by Ludwig Mies van der Rohe, both on display in *Mad Men's* stylish offices and lobbies. Who could forget the Mid-century modern Eames Lounge Chair in *Frasier's* sleek modern apartment, elegant and separate from his father's old recliner?



POLTRONA FRAU: Chester Sofa



THONET:  
Tubular Steel  
Cantilever Chair



POLTRONA FRAU: 1919 Arm Chair



HERMAN MILLER:  
Eames Lounge Chair



THONET: Coffee  
House Chair



HERMAN MILLER:  
Eames Aluminum  
Group Chair

KARTELL: Louis  
Ghost chair

## Why Are They Valuable?

Modern furniture is mobile and lightweight, designed for city residents in smaller urban homes. It's relevant for today's interiors, ensuring these pieces will keep their inheritance value for a very long time.

Manufacturers such as Knoll and Herman Miller employed Charles and Ray Eames, Marcel Breuer, Ludwig Mies van der Rohe and others to design quality, mass-produced furniture, all while educating clients and the public on principles of good design. Retailers such as Design Within Reach sell prestigious brands direct to the consumer, making these pieces accessible and contributing to their popularity and status. They're also instrumental in introducing the new 21st century classics, such as the Louis Ghost Chair by Philippe Starck or the LEM Piston Stool by Shin and Tomoko Azumi, to the world.

Unfortunately, many of these designs have been reproduced, knocked-off and made cheaply, spoiling the original design intent. However, this makes the original and authentic pieces more valuable. Authentic pieces are still produced by the original manufacturer, branded with copyright labels placed somewhere discreet. These pieces are Sotheby's-worthy and carry certificates of authenticity.

## How Can You Acquire Keepable Furniture?

- Buy on the installment plan.
- Buy via auction, consignment or internet.
- Buy one piece at a time – all good things are worth waiting for.

## The Benefits Of Buying Right The First Time:

- Going green for life is the new luxury.
- Recoup your investment and join the circular economy.
- Peace of mind, knowing your furniture won't end up in a garbage dump.

Rest assured that all the things you collect will be passed on to someone else who'll treasure them forever. **OH**

**MID-ONTARIO APPLIANCE INSTALLATIONS**

**The Appliance Installation Professionals**

Gas & Electric Ranges  
Gas & Electric Cooktops  
Wall Ovens  
Microwaves  
Refrigerators with Icemakers  
Dishwashers  
Washing Machines  
Gas & Electric Dryers  
Range Hoods & Vents  
Ceiling Fans  
Garage Door Openers  
Lighting Fixtures  
Kitchen Back Splashes  
Down Drafts  
Nest Thermostats & Cameras

Dishwashers, ovens, freezers, refrigerators, washing machines and dryers can often require connections to your electrical, plumbing or natural gas system.

Let the pros at **Mid-Ontario Appliance Installations** take care of everything.

**We install all makes and models. Certified installers for Wolf, Sub Zero, Jennair, Fisher & Paykel.**

705-539-0026  
**applianceinstaller.ca**

**WE DIG IT!**  
Call today to make your dreams a reality!

**The Dreams**

**More Dreams**

**Foundations, ICF Wall Systems, Septics**

**The equipment - Ask us about our i-Dig computer controlled digging systems!**  
**I Can Only Imagine Inc.**  
705-717-2667  
**www.icanonlyimagine.ca**  
13-4 Alliance Blvd., Suite 420  
Barrie, Ontario L4M 5J1

**READY PINE**

**PREFINISHED TONGUE & GROOVE FOR CEILINGS & WALLS**

**AVAILABLE AT YOUR LOCAL BUILDING SUPPLY CENTRE**  
**519.669.8830 | www.readypine.com**

**TIMBERLINE CONSTRUCTION**  
FRAMING ♦ SIDING ♦ MILLWORK

**We build homes with good bones!**

We provide services to builders, developers and homeowners. Our projects include residential timberframing, custom framing, exterior trim, siding & custom millwork.

**705.220.8105**  
info@timberlineconstruction.ca  
timberlineconstruction.ca  
KYLE BARTLETT Founder





1



2



3



4

# SUMMER *sizzlers*

Warm-weather options  
inside, on the deck and  
around your backyard.



5



6

## 1 RAFTERS OF MUSKOKA

### Home Accessories

Upholstered in navy-and-white-striped cotton, this bench can serve as a resting spot in the bedroom, hallway or bath. Rope wraps its crossed legs. Embossed ceramic lamps are available in a variety of designs. This model comes in cobalt blue or grey.

3 Dickie St., Baysville  
705.767.3093 | [raftersofmuskoka.com](http://raftersofmuskoka.com)

## 2 LAKE OF BAYS GARDEN CENTRE

### Drinkware

Keep your favourite summer drinks chilled in matching canteens, tumblers, stemless wine cups and mugs by Corkicle. These stainless steel vessels come in a variety of patterns and colours, including bright neon pink and brilliant yellow hues that guarantee you'll always find your beverage. Tight lids with sliders keep spills to a minimum.

2876 Hwy. 60, Dwight  
705.635.1696 | [lakeofbaysgardencentre.com](http://lakeofbaysgardencentre.com)

## 3 MUSKOKA CANOE WORKS

### Canoe Bar

Built using traditional cedar canoe building materials and techniques, this seven-foot unit comes standard with three shelves, a wine rack and glass hanger. All units are custom built to order and are available in a variety of sizes and configurations. They can be seen at Dwight Lumber.

25864 Hwy. 35, Dwight  
705.783.4045 | [muskokacanoeworks.ca](http://muskokacanoeworks.ca)

## 4 THE FIREPLACE KING

### Retro Range

A great look for retro, contemporary, modern or Arts and Crafts kitchens, this Northstar range has a self-cleaning oven, programmable delayed bake and a two-cubic-foot warmer. High-performance gas burners or high-speed radiant elements are available. Colours include candy red, white, mint green, bisque, robin's egg blue, tropical blue, textured black, quicksilver or buttercup yellow. Custom colours are also available.

3 Cairns Dr., Huntsville  
705.789.8067 | [fireplaceking.com](http://fireplaceking.com)

## 5 REFINED KITCHEN & BATH

### Kitchen & Bath Fixtures

When it comes to design and functionality for kitchen and bathroom fixtures, Canadian company Kalia believes in simplicity and quality. Designed to be elegant and long-lasting while enhancing your comfort and your space, Kalia is backed by a lifetime warranty, built to suit your style and fit your budget.

96 Hanes Rd., Unit 4, Huntsville  
705.787.1362 | [refinedmuskoka.ca](http://refinedmuskoka.ca)

## 6 HUCKLEBERRY'S

### Elegant Dishes

Set your table with beautiful and practical Sophie Conran dinnerware. Its curved edges and elegantly rippled bodies evoke the look of traditional pottery. A wide range of serving pieces – available in white oak or blue oak – are dishwasher, microwave and freezer safe.

14 Bay St., Parry Sound  
705.746.2799 | [huckleberrys.ca](http://huckleberrys.ca)

*Continued on page 24*





7 FIREPLACE & LEISURE CENTRE

**Gas Grill**  
With a die-cast aluminium hood that's easy to clean and won't rust, an Everdure grill simplifies convection cooking. The high hood allows 360-degree heat circulation around the food. With quick and instant searing, it's ready to cook in just five minutes. It has interchangeable cast-iron flat plates and grill plates.  
90 Oastler Park Dr., Seguin  
705.746.6800 | fplc.ca

8 SIFFT ELECTRIC

**Spare Power**  
When a power outage strikes, Sommers' Generators ensure your home or cottage automatically stays powered on. With a full range of generators that can be custom built to suit your specific needs, you'll always have standby power ready.  
3 Lee Valley Dr., Unit 4, Port Carling  
705.765.0600 | sifftelectric.com

9 BOBCAT OF PARRY SOUND

**Handy Wheels**  
The easy-to-use Bobcat CT1021 sub-compact tractor manoeuvres around trees, barns and sheds, making it perfect for a variety of projects. Powered by a 21-horsepower diesel engine, it's built with a Category 1 three-point hitch, hydrostatic transmission and standard four-wheel drive to make quick work of mowing and other light tasks around your home or cottage.  
25 Woods Rd., Nobel  
705.342.1717 | bobcatofparrysound.com OH

**ISLANDER ADVENTURE TOURS**  
PARRY SOUND

Venture off the beaten track this summer with your friends and family! Join us for exciting lunch tours to amazing island restaurants like Henry's and to beautiful Huckleberry Island for guided walks with a Georgian Bay Biosphere Naturalist. **BOOK EARLY!**

[WWW.ISLANDQUEENCruise.COM](http://WWW.ISLANDQUEENCruise.COM)  
PH 1(800)506.2628 | TOWN DOCK | PARRY SOUND, ONTARIO

THE  
**BOATHOUSE**  
CLOTHING AND GIFTS

**ENJOY YOUR SUMMER IN OLUKAI FOOTWEAR**

ROOTS GEORGIAN BAY CLOTHING • WALLAROO SUN HATS • SUN BUM SUNSCREEN  
COSTA SUNGLASSES • MOCCASINS • KAWARTHA ICE CREAM • OLUKAI SANDALS & FOOTWEAR

FIND US IN THE ISLAND QUEEN CRUISE BUILDING | 9 BAY STREET | PARRY SOUND

**GARY OWEN**  
FRAMING + ART RESTORATION | SINCE 1988

CLEANING • RIPS & CHIPPED PAINT REPAIRED • RE-LINING  
RE-STRETCHING • CONDITIONING • GILDING • FULL SERVICE FRAMING

118 Dunlop St., East, Barrie | 705.727.4003  
[www.garyowenartservices.com](http://www.garyowenartservices.com) | [gary-framing@hotmail.com](mailto:gary-framing@hotmail.com)

**HUCKLEBERRY'S**  
HOME & COTTAGE

**ENJOY YOUR SUMMER IN ONTARIO MADE MUSKOKA CHAIRS**

PATIO FURNITURE • FIREPITS • QUILTS  
TABLETOP • RUGS • GIFTS • PINE FURNITURE

Town Dock | 14 Bay Street | Parry Sound | Shop online at [www.huckleberrys.ca](http://www.huckleberrys.ca)

Free deliveries to local marinas



good taste

# LAVENDER *lemonade*

RECIPE AND PHOTOGRAPHY **JENELLE MCCULLOCH**

*A SLIGHTLY SWEET, REFRESHING AND RELAXING DRINK. CHILL OUT WITH A GLASS OF FRESH LAVENDER LEMONADE!*

**INGREDIENTS** (per pitcher)

- 4 cups water
- ½ cup granulated sugar or honey
- 1 Tbsp dried, food-grade lavender
- 1 cup freshly squeezed lemon juice

**DIRECTIONS**

In a saucepan over medium heat, combine 2 cups of water, sugar and lavender. Heat until sugar is dissolved. Turn off heat. Let steep for 30 minutes. Pour into a pitcher and add the remaining water and lemon juice. Stir, chill and enjoy. **OH**



**DOWNSVIEW  
KITCHENS**  
AND FINE CUSTOM CABINETRY



Visit our website: [www.downsviewkitchens.com](http://www.downsviewkitchens.com)



The Downsview cabinetry collection is custom crafted in North America and available through select kitchen design showrooms  
**DOWNSVIEW KITCHENS 2635 RENA ROAD, MISSISSAUGA, ON PHONE (905) 677-9354**





# ORANGE

## THE GREAT GARDEN GO-BETWEEN

STORY **MELANIE REKOLA**

Colour evokes emotion. Different colours lend a different look and feel to a space, and in a world where most gardeners opt for the popular pink and purple colour palette, the colour orange deserves another look. It certainly has a lot of punch and it may be just the zip and zing your garden needs.

### ORANGE POWER

Orange is a powerful colour with lots of attention-grabbing strength and energy. Used strategically, it highlights key areas of a yard, such as an out-of-the-way seating area or hidden path. Hot colours such as orange come to the forefront of vision while cool tones recede. Use orange hues to bring cosiness to an expansive space or use a combination of hot tones in the forefront with cool tones in the back to make a small space seem larger.

### CREATE HARMONY

A riot of different colours isn't the best approach for a harmonious garden composition. The best arrangements offer a restrained palette of melodious colour hues blending from one to the next, but often this is easier said than done. Commonly, the missing piece to the garden colour puzzle is a moderating tone between two others to either temper or highlight one or both. The zesty colour orange in all its shades and nuances specifically has an amazing colour-moderating effect in the garden. *Continued on page 30*



**INSPIRED** by a love for the outdoors, natural lakefront settings and cottage living Bruce Campbell began Lakeside Landscaping over two decades ago. Today, throughout Lake of Bays and the Muskoka area Bruce and his talented team continue transforming clients' outdoor living spaces. Each project is a reflection of our passion, planning, experience and dedication. **We share in our client's pride of seeing their landscape vision realized! If you're looking for the best choice for your property, contact us today for a complimentary consultation.**



Dwight, Ontario





gardening

COLOUR  
COMBOS

PURPLE AND ORANGE

Purple flowers abound in gardens everywhere, but too much purple can seem a bit dark and dreary. Adding orange makes cool blue and purple tones sing with vibrancy.

PINK AND ORANGE

Pink is another prevalent flower colour and can look tiresome on its own. Mixing in some orange transforms a pink palette into a gorgeous mix of sorbet colours that looks fresh and modern amidst green foliage. You can even see Mother Nature combining these colours in many blossoms sporting pink petals with orange centres, such as Coneflower and Cosmos.

RED/YELLOW/ORANGE

This is the hot colour combo for people who love vibrant colours. Red and yellow by themselves can look too “ketchup and mustard” stark for most tastes. Orange is the perfect go-between for these colours and especially because red + yellow = orange. These tones look great in full sun and add a hot, tropical vibe to any space.

ORANGE AND WHITE

Think of a creamsicle. I really love this fresh combination – it looks so right with the trending black, white and wood mix of outside materials. This is the colour combo for people afraid of colour.

MONOCHROME

Do you really, really love the colour orange? Try a mix of all kinds and shades together. By choosing just one colour in all its varieties, it will have maximum impact yet be really easy to find and achieve.

Orange is like a breath of fresh air. From bright tangerine to soft auburn there’s an orange hue for everyone. It is said that a change is as good as a rest and now more than ever we need to look forward to the future with renewed hope and positivity. It’s time to give orange – the colour of life, vigour and vitality – a try. **OH**

MELANIE’S PLANT PICKS

*Geum ‘Totally  
Tangerine’ – Aven*

This perennial has an abundance of tangerine coloured blossoms held high on airy stems. It flowers in spring, is outstanding and underused.

*Calendula –  
Pot Marigold*

This beautiful, sunny-orange annual plant is really easy to grow from seed outdoors and self-seeds for subsequent years too. Its petals are edible or can be used to make skin-healing salves due to its natural antifungal and antibacterial properties.

*Hemerocallis – Daylily*

There are so many varieties of orange daylily beyond the wild ones often known as “tiger lilies.” Daylilies have evolved and are often shorter with finer foliage and longer bloom periods. The flower buds on this perennial are edible. Two of my favourites are “Ruffled Apricot” and “Tiger Kitten.”

*Cosmos sulphureus  
‘Cosmic Orange’*

Another amazing annual, Cosmos is so easy to grow from seed. This variety is covered by a profusion of two-inch carrot orange blooms that float above fresh fern-like foliage.

*Nasturtium  
‘Troika Orange’*

Nasturtium is an old garden favourite. An edible annual, it thrives in poor, dry soil and is so easy to grow. This glorious orange variety is a high-performance bloomer with stunning white-streaked leaves. It’s semi-trailing and looks great at the front of a border or in planters.



When Quality Matters

CUSTOM HOMES & COTTAGES  
BOATHOUSES & GARAGES  
RENOVATIONS

FROM THE GROUND UP  
CONSTRUCTION

705.644.4785 info@groundupconstruction.ca www.groundupconstruction.ca





# eclectic TRANQUILITY

STORY **WALTER FRANCZYK**  
PHOTOGRAPHY **SANDY MACKAY**



On the morning they bought their Mirage Lake cottage, Michael and Davinia Hopfes kindled a life-long memory.

With a diamond ring, custom-made in Germany, Michael proposed to Davinia on the dock of their new waterfront property. "We were so excited," Davinia recalls. They were already married but Michael's proposal sort of sealed the deal.

They are young professionals with busy careers. A gemologist, Davinia is sales and distribution manager for some of the world's most prestigious makers of jewelry, watches and other luxury goods. Michael was one of Germany's top competitive singles skaters before becoming a coach at The Mariposa School of Skating in Barrie and the Oakville Skating Club. He has coached skaters all over the world, including at the 2018 Winter Olympics in PyeongChang, South Korea.

*Continued on page 35*

**LEFT:** The gnarled roots of a teak tree form a console table in the Mirage Lake cottage.  
**TOP:** A sculpted metal sign from the Wooden Penny greets guests at the upland entrance.  
**OPPOSITE:** Michael and Davinia furnished their cottage great room with Italian leather sofas.



**“IT’S A HOME THAT’S BIG ENOUGH TO HAVE LOTS OF FAMILY AND FRIENDS ENJOY IT WITH US.”**  
*– Davinia Hopfes*



Yearning for a place to unwind from their travel and commuting, they looked at cottages throughout Muskoka and the Georgian Bay area before finding a secluded retreat in the woods north of Huntsville. “We love the town,” says Davinia. “We wanted to be close enough to a town that had lovely amenities, but far enough away that we could relax, really decompress and just feel like we’re away from everything.”

Huntsville, she says, has great restaurants, great stores and great arts. “And an ice rink,” Michael adds. “It just felt like home straight away,” says Davinia.

The architecture of their 10-year-old cottage impressed Michael. “The structure itself is amazing. It feels like it’s strong,” he says. With five bedrooms on three levels, the building is easily and quickly heated with propane or cooled with air conditioning. Its 3,300 square feet of space gives them ample room to share cottage life. “It’s a home that’s big enough to have lots of family and friends enjoy it with us,” says Davinia. The couple’s four fluffy white dogs, who loudly announce any visitors, are a huge part of their family life. Simba and Pumpkin are siblings that Michael kept when he rescued a litter of six puppies in Mexico. Gini is also from Mexico while Bella came from Korea.

In addition to its large area for family gatherings, the lake house has lots of quiet nooks in which to read, rest and relax. Large windows overlooking the lake fill the cottage with light. “Everywhere you look, there’s a view. Light is very important to us,” says Davinia. “It’s a nice, open feeling.”

The couple began making the cottage their own by refinishing the wide-plank pine floors, sanding the wood to its original blonde hue. For a better view of the lake, they installed tempered glass railings along the deck at the front of the house. *Continued on page 36*

**TOP RIGHT:** Davinia and Michael share a quiet moment in their Muskoka room with their four rescue pups – Gini, Simba, Pumpkin and Bella. The grey sofa unfolds as a bed for extra guests. **RIGHT:** Local foods top the grocery shopping list for this young couple. **FAR RIGHT:** A torch from the 2018 Winter Olympics in PyeongChang, South Korea, has a prominent place. **OPPOSITE:** White padded chairs and wooden benches surround the acacia dinner table. Furs are from Kitzbühel, Austria.








**“EVERY SINGLE  
PIECE THAT  
WE’VE CHOSEN  
HAS A STORY.”**  
– Davinia Hopfes

They furnished the great room with chrome-accented, white Italian leather sofas with flip-up headrests from La Vie Furniture. Adjacent to the great room, white dining chairs with wood and metal benches flank the live-edge acacia dinner table from Primitive Designs. A unique console table made from the gnarled roots of a teak tree hugs one wall. In a spot near the fireplace, they used weathered barn board to build an entertainment centre. They named each of the four guest bedrooms – Bear, Moose, Lavender and Nautical – and decorated each accordingly. “We thought it would be cute to have themed rooms,” says Davinia. In the kitchen, quartz countertops complement cabinets with a cream-coloured antique finish. Above the sink, tiny flags of the nautical

alphabet spell out the couple’s surname.

The cottage loft holds their master bedroom, which overlooks the great room and the lake view.

Framed on three sides with large windows, the Muskoka room is one of their favourite spots. “From this room you can see the sunrise, which is amazing,” says Davinia. “It’s full of windows. It’s full of light. It’s very relaxing.” A grey sofa bed provides extra sleeping space for visitors. “It’s pretty in here when it’s raining or snowing,” says Michael. Fastened to the wall is a white and gold Olympic torch from the 2018 Winter Games. Its five-pronged flames representing five continents reflect the couple’s eclectic tastes. *Continued on page 38*



**ABOVE:** Antiqued cabinetry with glazed corner cupboards flanks the open-concept kitchen adjoining the dining space. **TOP RIGHT:** Treat time is a doggy delight at the Hopfes cottage. **RIGHT:** Nautical flags spell out the family name above the kitchen’s bay window.



They've brought home mementoes from their travels – furs from Finland, a unique black vase from Austria, woolly sheep figurines from Tallinn, Estonia, vases from Mexico and tissue holders from the Philippines. “Every single piece that we’ve chosen has a story,” says Davinia.

For their living room, they asked Huntsville’s **Living Wood Design** to build a coffee table of spalted maple, accented with a rivulet of coloured epoxy. “We had a vision of how we wanted that table to look,” Michael explains. “It took us a while to find the right company that could piggy back off our vision and allow it to become a reality.” Michael and Davinia share a creative vision for their country home. “It’s not easy to find the right people that can make our ideas come to life,” Michael says. *Continued on page 40*



**ABOVE:** In the loft, cut stone covers the back wall of the master bedroom (lower left). All guest rooms are named to reflect their décor – Bear, Moose, Lavender and Nautical. Original knotty pine ceilings were kept throughout the home while the pine floors were refinished. **LEFT:** German, British and Canadian flags comprise wall art in the loft overlooking the great room and the lake view. **RIGHT:** French provincial-style cabinetry furnishes this bathroom.



# The heart of the home, love it.

Inspired kitchen and bath creations.



**NORTHERN LIVING**  
KITCHEN & BATH LTD.

6 Designer's Lane at Oastler Park Drive and Hunter Drive • 705.746.8686 • [www.northernliving.ca](http://www.northernliving.ca)

Parry Sound • Muskoka • Georgian Bay

CABINETRY FOR EVERY ROOM

Living  
**LIGHTING**  
Where solutions come to light.

CEILING FAN  
SALE!





**LEFT:** A wood stove heats the ground floor recreation room with its walk out to the front yard. **BELOW:** Teak tree stumps support a bar table and stools in the ground-floor living room. **BOTTOM LEFT:** A teak bench in the foyer makes a convenient perch for donning and doffing footwear.

On the ground floor, the large living room is equipped with a video projector and a screen that descends from the ceiling. Gnarled teak bar stools and a pub table from Primitive Designs create an inviting gathering spot. An adjoining space holds a massage table and a sliding door to an outdoor hot tub. The couple plans to build a Finnish grill house – an all-season cooking hut – in the front yard. Traditional Scandinavian fixtures, these six-sided huts are typically made



of pine with bench seating for as many as 10 people around a raised central wood or charcoal grill. Additional outdoor seating areas with a view of the lake and a relocated hot tub are plans for the near future. Michael and Davinia envision using the cottage on weekends, hosting family and friends, and occasionally renting to those with a taste for north country living. “This is where we hope to make many family memories and just enjoy it with the people we love,” Davinia says. **OH**



# WP EST. 1995 Wearing & Parrott YOUR REAL ESTATE PARTNERS



**RICK WEARING**  
BA, MVA-RESIDENTIAL, BROKER  
705-783-6544  
**SANDRA PARROTT**  
LL.B. SALES REPRESENTATIVE  
705-783-4323

**ROYAL LEPAGE**  
Lakes of Muskoka Realty  
Brokerage, Independently Owned & Operated

**WearingParrott.com**  
info@WearingParrott.com  
100-395 Centre Street North • Huntsville, ON P12H 2P5



## Unlimited Water Play Here On LAKE OF BAYS



\$1,500,000.00

## Lake View Hide Away On PENINSULA LAKE



\$995,000.00

## Panoramic Bella Lake Views & Luxury Living



\$1,485,000.00

## Location Is The Key Word Look Toward The Future Here!



\$629,000.00

# WINDOW QUILT MUSKOKA

Serving Muskoka, Parry Sound, Barrie & surrounding areas for over 35 years!



Interior Sunscreen Shades



Insect & Weather Protection Screens

Interior Shades with Sun, Privacy & Blackout Options • Vinyl & Wood Shutters  
Insect & Weather Screens • Retractable Canopies • Phantom Screen Doors  
Security Shutters • Motorized Options Available

VISIT OUR SHOWROOM by appointment – 102 Lindgren Road West, Huntsville  
COMPLIMENTARY ON-SITE HOME AND COTTAGE CONSULTATION  
No Charge Installation By Our Certified Installation Technicians

705.789.1236

windowquiltmuskoka.com

**HunterDouglas**





# clutter BUSTING

TIPS FROM A  
PROFESSIONAL  
STAGER ON  
ORGANIZING  
YOUR HOME  
BEFORE A SALE

STORY **CONNIE JESKE CRANE**

When you're living in your home, storage goals are simple. It's all about attractively corralling your family's shoes, homework, jackets and – ouch! – stray LEGO pieces. But when you're selling, says Kristyn Pereira, lead stylist and account manager for home staging company Well Dressed Home, there's a twist.

"We look at resale value, and all our recommendations are potentially to make the seller more money." When it comes to organizing your home before a sale, Kristyn says things become stylized and not terribly realistic. "Nobody actually lives like that so it's kind of creating this facade." You're striving, she says, to create clean, fresh spaces buyers can imagine themselves living in.

Decluttering and staging is a lot of work, Kristyn admits, but she says it can really pay off. "It all comes down to your photographs," she says. "Because when people are shopping they're scrolling through photos that their realtor sent them, or they're on realtor.ca. And when those photos stand out, that's the house they want to go and look at. You'll see that a staged house is going to get more showings because people get excited looking at this beautiful space."

**THE FOLLOWING ARE KRISTYN'S INDUSTRY-TESTED TIPS FOR GETTING YOUR HOUSE READY FOR THE MARKET.**



**WILSON SOLUTIONS:** Custom Closet

## DO A WALK-THROUGH

Moving is a good time to start purging and looking at what you really need and what you are actually using. With her clients, Kristyn likes to start by doing a walk-through of the entire house. "It's usually an hour-and-a-half to two hours and we go through every nook and cranny." She recommends looking at everything with fresh eyes to decide what needs reorganizing or purging to create that sublime first impression for buyers.

## DO A CLEAR-OUT

Cull, and once done, Kristyn recommends a couple options. You can neatly store excess belongings on-site. "If you have an unfinished basement, garage or storage room, as long as those spaces are fairly organized, then it's OK to load those spaces up."

Alternatively, if you live in a condo or have a lot of clutter, off-site storage can work too. Kristyn uses a company called Second Closet, which will pick up and store homeowners' belongings and return them after the sale.

## RESTYLE YOUR CLOSETS

With closets and cupboards, ensure they have some negative space. Kristyn says, "If the closets and cupboards are overflowing, buyers think, 'If you don't have enough space, then we're not going to have enough space.'"

## UPGRADE YOUR CLOTHES HANGERS

Weed out those skinny wire hangers from your closets – "They're very distracting to the eye," says Kristyn. For a beautiful, clean look, make sure your coat hangers are all matching.



**IKEA:** Bumerang White Hangers

**3 SPROUTS:** Ivory Velvet Non-Slip Hangers



**IKEA:** Smarra Box with Lid

**IKEA:** Fjälla Magazine File

**ABBOTT:** Round Baskets with Jute Handles

## MAKE USE OF BINS

Bins and baskets are great for attractively organizing items on closet shelves and bookcases. Colour co-ordinate and even add labels to lend extra style, says Kristyn. "It gets people excited to see those types of things."



**CLOSETS BY DESIGN:** Custom Pantry

## PAKE BACK IN THE BATHROOM AND KITCHEN

Remove clutter and keep surfaces clear in both of these important areas. For example, in the bathroom, Kristyn says, "With shampoos and conditioners it looks very messy to keep them in the shower itself – so we usually ask sellers to put them in a basket and store the basket in a cupboard."

## STYLE KIDS' ROOMS

With kids' rooms, Kristyn suggests creating a dream and using a light hand with décor. "Sometimes we'll put a little stuffed animal on a bed or add a cute piece of art," she says, suggesting you can style bookshelves with items like piggy banks and a few books, and place cute toy storage bins on the floor.

## CONSIDER YOUR TARGET MARKET

Finally, unlike with your personal décor, when you're decluttering and staging for sale, Kristyn says you should stay away from anything too trendy when it comes to colours, furniture and styling. "Most of the time we want to be in the mainstream area because that's where most people are." **OH**



**3 SPROUTS:** Hedgehog Storage Box

*Public Welcome!*



**LUMBER SPECIALTIES**  
**POST & BEAM TIMBERS • DECKING**  
**FENCING • FLOORING • FRAMING**  
**INTERIOR PANELING**



**TRANS CANADA**  
**WOOD PRODUCTS LTD.**  
**lumber store**

**705.721.1116**  
7735 County Road 27, Barrie  
PO Box 7189, Innisfil, ON L9S 1L0  
**www.transcanadagroup.on.ca**



# SOAKING UP SUN



STORY **PHYLLIS LUI**  
**AND ALEEM KASSAM**



PHOTO: PROVOKE STUDIOS

Summer's sun-soaked mornings, long evenings and warm temperatures are a golden opportunity to maximize your home's square footage. Consider how much of your property's space goes unused during long Canadian winters – balconies and patios, front, back and side yards, pool areas, barbecue hot spots, cabanas and secret siesta hideaways. Summer is prime time to discover the full potential of your great outdoors. Expand your living space beyond its four walls, and live larger than you thought possible – without ever leaving the comfort of home.

**HERE ARE SOME OF OUR FAVOURITE TRIED-AND-TRUE DESIGNER TIPS FOR AN OUTDOOR LIVING AREA TO RIVAL ANY INTERIOR.**

## AL FRESCO ROOMS

When addressing your outdoor living area, whether it's a patio, balcony or sprawling backyard, always consider your outdoor living area as an extension of your interiors. Assess al fresco rooms in a manner that respects the interior aesthetic and bridges the gap between indoors and out.

Consider your outdoor living space an oasis, an escape, and an opportunity to fulfill functions and aesthetic approaches that may not be possible year-round in your home.

Create some pops and wow factors, where possible.

The next step is to determine the biggest and most important function of your outdoor area. Is it for cooking, dining, lounging or entertaining? This will inform the layout of the space. In some cases, such as a balcony setting, consider seating and lounging as the main outdoor function. For larger patios, you may wish to expand to cooking and dining opportunities. Regardless of the size or scope of the design, always start with the largest function and work from the ground up.

*Continued on page 46*



# Why Interrupt The View?

FRAMELESS  
**CLEARRAIL**  
GLASS RAILING

**For Those Who Love Undisturbed Natural Beauty.**

Sophisticated, modern and minimal. **CLEARRAIL** is the perfect alternative to traditional railing, allowing you to enjoy your environment. Delight in the beauty of the natural world without the intrusion of traditional wooden or metal railing. Constructed from premium quality 1/2" (12mm) clear tempered glass and stainless-steel hardware, **CLEARRAIL** can provide safety, security, controlled access, and wind-protection while at the same time allowing you an unhindered view of the world around you.

Undisturbed. Natural. Beautiful.  
[www.clearrail.ca](http://www.clearrail.ca) • 1-705-835-3450 • Orillia





outdoor living

SMALL BUT SWEET

Condos and townhomes require a special touch, thanks to their small size and often urban locale. A favourite trick is using artificial grass or turf. This is an easy and low-maintenance way to bring some greenery into an otherwise drab space.

Whether you prefer the hands-off appeal of artificial greens or you like the real deal, always try to incorporate some greenery into the design. Combine a variety of pots and planters with lush greenery and plants. Great designs often feature a combination of solutions, such as artificial hedges to create privacy screening, while mixing in potted herbs that are not only beautiful, but delicious too.

DESIGNER FIND

Interlocking wood tiles for balcony and patio floors are also a great way to get that deck feeling, covering what may be unsightly, original flooring, but helping with drainage as well.

For small condo balconies, try to source dual-purpose pieces. For instance, an outdoor chair with an ottoman can be placed together to create a lounger, or pulled apart for additional seating. Remember: Flexibility is key.



Don't be afraid to treat your outdoor areas as you would your indoor living room. This can be achieved with the wide array of "in-out" accessories and furnishings available on the market, from outdoor-rated plush cushions and rugs, to candles, lanterns and art.



COLOUR SCHEME

When selecting your style and colour scheme, your outdoor living areas should echo your interiors, but don't be afraid to take it a little further. If you're limited to neutrals in your interiors, consider punching up the exterior with a splash of colour.

In most cases, vibrant and fresh colours will adapt best to the outdoors. We love citrusy oranges, lime greens, golden yellows or ocean-inspired aquas – all colours found in nature, which is the ultimate designer muse.

ON TREND

This summer a continuing trend will be the addition of fire features into outdoor living areas, which take you from day to night whether cosied up by yourself, with family or your closest friends. A multitude of styles are available, but the most functional ones incorporate a panelled top surface, which lets you go from firepit to coffee table on demand.

Always take a balanced approach when designing a home from the inside to the outside. It has to have harmony and flow, but don't be afraid to experiment and be bold. Not only will you maximize your space outdoors, you'll make the most of your time spent there, too. OH



Hunter Douglas Customer Window Coverings  
Benjamin Moore Paint . Ceramic . Porcelain . Natural Stone . Tile  
Hardwood . Laminate . Vinyl . Luxury Vinyl Plank Flooring  
Professional Installation . Free Estimates

25 Hops Drive, Beer Store Plaza,  
Haliburton ON  
cordellcarpet@bellnet.ca  
cordellcarpet.ca 705.457.2022





COMFORTABLE - LUXURY

FULL-SERVICE INTERIOR DESIGN  
DESIGN PROJECT MANAGEMENT  
WHITE GLOVE & TURN-KEY INSTALLATIONS

Book an exclusive appointment for your second home  
by Alison Habermehl

For more information, please visit  
www.habermehldesigngroup.com



LOCAL EXPERTS SINCE 1988



www.environmentalpestcontrol.ca • 1-800-263-5055





Let us help make your escape a great one.



Build. Renovate. Maintain. Landscape

705.732.1280  
ferncliffedevelopment.com





Carola Grimm

# Completely CANADIAN

PHOTOGRAPHY **WALTER FRANCZYK**



## THE PLACE

Overlooking the Indian River at the hub of Muskoka’s big lakes, the **Red Canoe Gallery** houses a unique collection of all-Canadian art. Images of bears, moose and foxes stalk the gallery walls, interspersed with colourful landscapes and augmented with pottery, wood carving, sculpture and jewelry. Established 27 years ago by painter Carola Grimm, the gallery has evolved organically, adapting every year to the current tastes for art.

## PRODUCTS

The gallery’s primary focus is Canadian paintings, with a little bit of sculpture, wooden bowls and gift items. “I try to have a lot of variety in style,” says Carola. Paintings include moose and bear by Paul Garbett, foxes by Melissa Wakefield and birch trees, colourful tree trunks and stacked canoes by Carola. There are forest scenes by Peter Reid and Nancy Yanaky, landscapes by Brent Garbett, and Brigitte Nowak’s distinctive, larger-than-life renderings of canoes. John Van Kessel’s turned-wood bowls lend new life to aged hardwood. Handmade painted paddles by Jo Mann brighten the gallery corners filled with raku ceramics by José Drouin. David Trant’s hockey moose sculpture and fun t-shirts by Carola’s sister and pop artist Ileana Grimm blend humour into the mix.



## SERVICES

The gallery ships art and offers art consultation. “I will visit a client’s home and will give them some advice, if they want it, on what would look good,” Carola says. Sometimes she’ll bring a selection of paintings and try different things. “We also arrange commission work through artists. A lot of clients here need custom work so we can arrange all that.”



## TRENDS

Large paintings are in demand. “Tourists are still taking smaller pieces home, but for the most part in this market, the spaces have such high ceilings that we need really big paintings now,” Carola says. People who might have bought two or three paintings for a wall before are now buying one big one instead. “That is the look now. It’s changing as the architecture is changing and the architecture is contemporary and modern.”

## GET THERE

**111 Medora St., Port Carling**  
**705.765.7474 | [redcanoeGallery.com](http://redcanoeGallery.com) ON**



double take





# BOLD & botanical

RECREATE THIS LOOK IN YOUR OWN HOME.

PHOTO: JASON HARTOG

1. **A-STREET PRINTS:** Hoppet Folk Black Scandinavian Wallpaper & Shiloh Navy Botanical Wallpaper
2. **SUNPAN:** Hanna Lounge Chair in Giotto Olive
3. **RENWIL:** Aspen Accent Table
4. **IKEA:** Aläng Floor Lamp
5. **TAPIS RUGS & CARPET:** Oxford Ribbed Rug
6. **KAVUUS:** Finley Sofa in Tusk White
7. **CRATE & BARREL:** Astrid Pillow
8. **STRUCTUBE:** Grayson Walnut Veneer Coffee Table

OH



EXPERIENCE THE WARMTH OF ONE OF THE LARGEST SHOWROOMS IN PARRY SOUND AND MUSKOKA AREA

## JØTUL DAYS SALE

July 8th to 22nd, 2020 • SAVE 15% on Jøtul Gas or Wood Stoves & Inserts!

**Fireplace & Leisure Centre**

<p>Serving Parry Sound &amp; Muskoka for 27 Years WETT Certified Staff</p>	<p>Fireplaces &amp; Woodstoves Fireplace Accessories Beachcomber Hot Tubs</p>	<p>Quality Barbecue Grills Outdoor Kitchens Fire Pits, Rings &amp; Tables</p>
--	---	---

1.888.334.8693 | 705.746.6800 | [www.fplc.ca](http://www.fplc.ca) | 90 Oastler Park Drive, Seguin, ON



Where One Call Does It All.

**GBS Contracting Inc.**  
The largest home service company in Muskoka - We Get the Job Done!!!

GENERAL CONSTRUCTION – ROOFING – SIDING – WINDOWS & DOORS

2288 Hwy 11 North, Gravenhurst, Ontario P1P 1R1  
705.687.9143 . [info@gbscontracting.com](mailto:info@gbscontracting.com) . [www.gbscontracting.com](http://www.gbscontracting.com)



# FREEZE FRAME!

## ENHANCE YOUR HOME DÉCOR WITH THE PERFECT PHOTO

STORY **CHERYL LONG**

Song suite of photographs by Francesco Scavullo



They say that a picture is worth a thousand words but according to professional photographer Harold Feng, it can say so much more. Not only does a captivating image dress up a blank wall, but it can do double duty by bringing a feeling or sense of emotion to a space.

“Having and displaying photos lets you express yourself and your personality,” Harold says. Melissa Heaman, owner of Harbour Mill Design in Baden, Ontario, feels the same way. “Photography is a great way to display images of personal significance as well as evoke emotions and personal style.”

From special pieces of art to innovative sculptures and planters, there are so many ways to add interest to your walls. But few tell a story quite like a photograph. Whether you invest in professional imagery or choose to display some of your own photos, here are a few tips to make the most of this special medium.

### COLOUR OR BLACK AND WHITE?

It depends, Harold explains. Both are popular but if you’re hoping to evoke a more uplifting, cheerful ambience, colour is the way to go. Black and white images tend to create a more moody, mysterious feeling and work well on a white or grey wall. Walls painted a more dramatic hue are better balanced with colour images.

But that doesn’t mean you can’t mix both, Melissa says. “Combining black and white and colour photographs together is absolutely acceptable if the room’s design allows it. Where black and white can be timeless and classic, colour can complement other accents in the room’s décor.” *Continued on page 54*



### KNOWLES PLUMBING

Muskoka’s Bath & Plumbing Centre

Sales . Installation . Service

BATH & KITCHEN SHOWROOM  
Serving all of Muskoka

279 Manitoba Street, Bracebridge  
705.645.2671 • KnowlesPlumbing.com

[f](#) [i](#) @KnowlesPlumbing

### INTERIORS ON THE 45TH



WWW.INTERIORSONTHE45TH.CA

The Sister Company of: On The 45th  
HOME DECOR • FURNITURE • ACCESSORIES • GIFTS  
www.onthe45th.ca



**castle**  
building centres

YOUR *Trusted*  
BUILDING SUPPLY  
PARTNER

Cottage Country Building Supplies  
705.489.2212  
Carnarvon

Emmerson Lumber  
705.457.1550  
Haliburton

Pratt’s  
GARDEN  
CENTRE

NEW ONLINE  
STORE  
shop.prattslawncare.com



LANDSCAPE • GARDENING • PROPERTY MAINTENANCE


Pratt’s  
LAWN CARE  
& LANDSCAPES

3233 Muskoka Rd 169, Bala ☎ 705.762.5623  
www.prattslawncare.com



PLACES, PEOPLE  
OR THINGS

When it comes to subject matter, the sky’s the limit. Landscapes, architecture and people are photography mainstays, Melissa says, but today’s trends are focusing on images of barn animals and abstract photography using experimental photography methods. Still, she suggests choosing art based on personal interest over passing trends.



MELISSA OFFERS SOME  
ADDITIONAL IDEAS  
FOR HANGING YOUR  
FAVOURITE PHOTOS:

- Pairings, groupings or grids for a more organized and traditional look. (She suggests using vintage frames to display modern photos.)
- Large scale, either on canvas, metal, wood or framed behind glass.
- Wire hung/gallery-style by dropping an image into the room from two wires above.
- Leaning on a picture ledge, dresser, shelf or tabletop is a great way to create an effortless look and easily switch pieces out.
- Mounted in front of millwork or shelves – a fun way to experiment with traditional style.



PUTTING THEM  
ON DISPLAY

This is where the possibilities are truly endless, far beyond arranging frames on a table. Robin Boles, owner of Robin Interiors in Kitchener, Ontario, suggests creating a gallery wall-style grouping, designing a picture ledge or going with large-scale photos either framed or blown up on canvas. Spacing between multiple photos should be kept to a few inches, she recommends, and remember the rule of odd numbers. “Things on display usually look better in groups of three or five.”

There are several ways to replicate a gallery feel, though Harold says he prefers a balanced layout of black and white images hung next to each other along a wall. The hanging height is very important as well. “The museums and galleries have all photos at eye level,” and though that height can differ from person to person, the rule of thumb is 57 to 70 inches from the floor. If you’re hanging an image above furniture, leave a five- to eight-inch gap.



MIXING MEDIUMS

There are no rules when it comes to placing a striking photo beside a beautiful watercolour or a unique wall sculpture. “I absolutely would display them together without really overthinking it,” Robin says. “Pay attention to repeating motifs – colours, shapes, sizes.”

Considering your room’s style and function is crucial, Melissa suggests, before choosing the subject matter, display method or size of photos.

Budget is also key and with today’s technology don’t be afraid to mix your own photographs with professional works of art to create a price-conscious, truly custom look.

If you want to add a sense of variety and another dimension of interest to your home décor, photography is a fantastic option. For those who want to invest beyond their own photographs, your best bet is to consult someone like Melissa, who is an art-educated designer, or an art dealer, gallery or professional photographer. **OH**



CONTACT  
US  
TODAY!

*Your Furniture & Custom Upholstery Specialists*



705.784.0906  
muskokauph@gmail.com • MuskokaUpholstery.com





**THE FIREPLACE STOP**  
HOME COMFORT CENTRES



1-800-843-1732 905-939-8758 Hwy 9 & 27, Schomberg

 Home & Cottage • Sales & Installation

**www.FIREPLACESTOP.com**

**LEAF OUT™**  
**END GUTTER CLEANING FOREVER**



Also Available in Black

**CLOGGED GUTTERS CAUSE:**

**TOXIC MOLD • INSECT INFESTATION**  
**WOOD ROT • CRACKED FOUNDATION**  
**PESKY ANIMALS • SNOW & ICE DAMAGE**

LEADING TO THOUSANDS \$\$ IN DAMAGE  
TO YOUR HOME & PROPERTY

*Stops all gutter debris including pine needles!*

**\$300 OFF**  
ANY LEAF OUT GUTTER PROTECTION SYSTEM  
**TOLL FREE: 1.888.995.4430 LEAFOUT.CA**  
Limited time offer. Coupon must be presented at time of purchase.



EST. OVER 30 YEARS 1989

**QUALITY • INTEGRITY • PRIDE**



SPRAY FOAM INSULATION FIBREGLASS ATTIC INSULATION

Blown-In Attic, Wall & Cathedral  
Fibreglass Insulation | Polyurethane Spray Foam  
Insulation Removal  
Retrofit Insulation | Fireproofing

**HUNTSVILLE**  
**705.789.1962**  
**1.800.461.5672**  
**www.thermosealinsulation.ca**




# At one with NATURE

BY WALTER FRANCZYK | PHOTOGRAPHY SANDY MACKAY

KATHY AND KEN, A TORONTO COUPLE, HAD LONG WANTED TO BUILD A CUSTOM HOME, AND A STEEL HOUSE WAS THEIR FIRST CHOICE. LUXURY HOME BUILDER **GARRISON CREEK** REALIZED THEIR VISION BY INCORPORATING PREFERRED MATERIALS LIKE STEEL AND CONCRETE IN A UNIQUE, ENERGY EFFICIENT HOME THAT BLENDS INTO ITS NATURAL SETTING. *Continued on page 59*

A recessed Napoleon fireplace glows in the tiled living room wall of this Darling Island home built by Garrison Creek. Clear-coated cold-rolled steel sheaths the adjoining feature wall.





Years ago, BONE Structure, a Quebec company that uses recycled metal and high-tech energy conservation to build homes and commercial buildings, piqued Ken's interest. "The more we looked into it, it seemed the design and style of the home that we wanted could be accommodated and built using the BONE technology," Ken says. BONE's building method and the way its houses work appealed to them. "They're perfectly square and things are in perfect alignment. Everything is very precise," Ken says.

Now retired, the couple had searched for vacant land on which to build a new home in Prince Edward County and the Collingwood area but didn't have much luck until they found seven building lots near Port Severn, offered on BONE's website. They checked out the area and liked it. "What we wanted was a large property that provided a peaceful, natural setting and interesting view," says Kathy. "It fit the bill. It's a great location."

They created the overall concept and floor plan of their single-level home on their own. "It was a project we wanted to do ourselves," says Kathy. They brought their design ideas, with lots of windows, wide doorways and halls to BONE, which converted their plans to architectural drawings and began manufacturing.

Their building site was carved out of an oak forest on Darling Island. Enough trees were left to ensure privacy for each building lot. The property borders a protected wetland on Gloucester Pool, an island-speckled lake that flows into Little Lake and eventually Georgian Bay.

Garrison Creek erected the home's steel frame in about 10 days and did all the interior finishing. BONE's steel building components are all pre-engineered and cut to fit. They're simply bolted together, quickly and more efficiently than conventional wood-frame construction. *Continued on page 61*

**OPPOSITE, TOP LEFT:** A Sonneman Lighting Stix LED pendant from Muskoka Lighting Company illuminates the foyer. **TOP RIGHT:** Wall art and candlesticks reflect the contemporary style favoured by the homeowners. **BOTTOM LEFT:** Custom-made furniture from the couple's Toronto house furnishes their new lakeside home. **BOTTOM RIGHT:** Watch faces and impressions of feathers and wings imbed this wall sculpture.



## GARRISON CREEK

Garrison Creek builds luxury, custom sustainable homes. With offices in Toronto and Huntsville, Garrison's primary focus is on sustainable homes and being on the front line of technology and building methods that will lead the way into the future. Principals Christopher Hill and David Austin, along with their team, educate clients about the latest opportunities in sustainable living, designed to improve lifestyle while reducing operating costs through whole-home concepts.

**TOP:** Large boulders dug from the property flank the stone stairway to the main entrance. **ABOVE:** Parts To Print, a Washago machine shop, created the exterior rust-coloured steel accent panels. **BELOW:** A low profile helps this home blend into the oak forest's rocky landscape.







**ABOVE:** With its counter-level and ceiling-high windows, the open concept kitchen adjoins an airy dining space and lounge. In-floor heat warms the tile flooring throughout the home. **RIGHT:** Stainless steel appliances and wood-faced cabinetry streamline the kitchen. **MIDDLE RIGHT:** Northern Granite Works furnished the Silestone kitchen countertops. **FAR RIGHT:** Corner windows enhance the home's visual continuity.



During the year-long construction project, Kathy and Ken lived in a rented townhouse at the nearby Oak Bay Golf Club. "It was a good way to get to know the area," says Kathy. "It helped to make the transition from the city easier."

They frequently visited the building site. Garrison Creek enabled them to closely monitor progress by posting daily online updates. "We could see every day what they had done," says Ken.

The couple say they're very pleased with Garrison Creek. "The quality of the work is fantastic. All their employees and tradesmen were great to work with. They

were respectful, pleasant, dependable and clean," says Kathy. The Garrison team was always helpful with recommendations, says Ken. "We can't say enough about them."

The three-bedroom home with nearly 2,500 square feet of space is centred around an open-concept kitchen, dining room and lounge that overlooks the oak forest, wetland and lake. One side of the home holds all the bedrooms, a small library and family photo gallery. One bedroom serves as both a gym and small office, including a desk topped with thick, frosted glass that served as a kitchen peninsula in their original home. *Continued on page 62*



Bent plywood chairs surround the simple white dinner table. A Sonneman Lighting chandelier from Muskoka Lighting Company illuminates the space.



A small library lines one wall of this space that separates the main living area from the bedroom wing. **TOP RIGHT:** A vertical window helps keep daffodils blooming in the guest bedroom. **MIDDLE RIGHT:** A steel frame supports the rectangular sink in the guest bathroom. **BOTTOM RIGHT:** A thick glass kitchen counter from the couple's Toronto house was repurposed as a desktop in their new home office.



On the opposite side of the house, the family room has a linear Napoleon fireplace recessed in a unique feature wall of tile and cold-rolled steel. Varied ceiling heights, ranging between nine and 12 feet, partial walls and large openings define individual living spaces, providing privacy while maintaining an open ambience. “We kind of built the rooms to accommodate custom furniture pieces we already had,” says Kathy. “To me that was a way to bring the family home with us.” In-floor heating warms the porcelain tiles in every room. Walls in the main living areas and kitchen are painted Behr Halation. Bedrooms are painted Benjamin Moore Collingwood and bathrooms are Silver Satin.

**Muskoka Lighting Company** manager **Debbie Tilstra** furnished contemporary light fixtures and pot lights to complement the home’s minimalist style. “She was great. She did the lighting design for the entire house,” says Ken. “It didn’t take her long to figure out what we were asking for.” Garrison Creek found local experts to implement Kathy’s unique ideas for interior and exterior finishes. She wanted a wall of steel in the family room, as well as rust-coloured steel accent panels and a horizontal metal band bisecting the exterior siding. **Parts To Print**, a machine and fabrication shop in Washago, provided the atypical solutions.

*Continued on page 64*

## DESIGN, BUILD AND EVERYTHING IN BETWEEN

Garrison Creek specializes in building eco-friendly luxury homes. We offer the latest innovations and guide homeowners through building a beautifully designed dream home that enhances their lifestyle.



For more information, please contact:  
Gerry Reynolds • Director | Business Development  
gerry@garrison-creek.com

garrison-creek.com @GarrisonCCI @garrisoncreekhomes



feature



Master bedroom windows overlook the oak forest, wetland and Gloucester Pool. **BELOW:** The tiled en suite shower is equipped with a linear floor drain. **BOTTOM:** A Sonneman Cantina pendant from Muskoka Lighting Company provides light for the en suite vanity.



Aluminum windows and doors, supplied by BONE, help keep the home maintenance-free. Galvanized steel construction prevents any rot in the walls and sprayed polyurethane insulation keeps the home warm and heating bills low. Interior walls are non-load-bearing so they can be moved or modified to evolve with the couple's lifestyle or that of future generations.

Ken and Kathy moved into their new home last July. They share their neighbourhood with swans and blue herons, foxes, moose, snapping turtles and the occasional rattlesnake. "We love it," says Kathy. "The forest, granite outcroppings and rugged terrain provide the perfect setting for our new home." **OH**

## SOURCE GUIDE

- Appliance Haus • Better Value Plumbing And Heating Inc. • BONE Structure • Ego's Nurseries Ltd.
- Garrison Creek • Miele • Muskoka Chair Company
- Muskoka Lighting Company • Napoleon • Northern Granite Works • Parts To Print

MATTRESSES *of muskoka*

Your Home and Cottage Mattress Centre

MUSKOKA  
CURATED COLLECTION  
by Marshall Mattress

**THE LARGEST SELECTION OF IN-STOCK  
MATTRESSES IN MUSKOKA**

6 Monica Lane, Bracebridge  
705.646.2557  
mattressesofmuskoka.com

INDOOR • OUTDOOR • LANDSCAPE

FULL SERVICE  
LIGHTING STORE  
SALES • DESIGN  
CONSULTATION  
INSTALLATION  
*Décor*

See Our Website for Our Full List of Suppliers  
HINKLEY | MODERN FORMS | KICHLER | VISUAL COMFORT  
SAVOY HOUSE | KUZCO and more!

**Muskoka Lighting Company**  
50 Howland Drive, Unit 2, Huntsville ON  
705.784.0676 muskokalighting.com

LD  
EST. 2004  
**LAKE SHORE  
DESIGNS**  
A Reflection of You

COMMERCIAL | RESIDENTIAL | COTTAGE

Visit our showroom at 2968 Lakefield Road.

For your in-home consultation  
please call  
**705.748.3875**  
www.lakeshorehd.ca



# BEHIND the SCENES

PHOTOGRAPHY **WALTER FRANCZYK**

LOCAL PROS GET THE JOB DONE RIGHT SO YOU CAN RELAX AND ENJOY THE SUMMER SEASON.

AT WORK

**Favourites:** Jobs where we have freedom of creativity. **Inspiration:** Working with a really great team of people and watching them learn. **Opportunities:** Offering horticultural technician apprenticeships for anyone looking for a second career or just out of school.

## ROBERT NAYLOR & JENNIFER DAVIES

OWNERS  
Pratt's Lawn Care & Landscapes  
Pratt's Garden Centre

Owners of this family venture for the last 17 years, Robert and Jennifer are growing their business with a new 10,000 square foot garden centre in Bala. They carry perennials, annuals, garden décor, water features and all the gardening tools anyone could want. "We really felt there was a need, not only for our own clients but other people who were coming to us asking us for help, either finding plants or getting the right information about taking care of their plants," says Jennifer. The facility contains an office and training centre for their staff.

AT HOME

**How Do You Relax:** We haven't for a few years. We love day trips with our four children. **Hobbies:** Horseback riding. **Favourite Places:** One of our favourite spots is the barn. It gets us in a natural environment, away from everything – that or the hockey rink. **Favourite Meal:** Steak on the barbecue.

AT WORK

**Favourite Aspect:** Walking away from a completed job where the customer is able to enjoy their place by the lake. Making their dreams into reality. **Favourite Season:** Autumn. It's a little bit quieter. You still get some great working weather. **What Inspires You:** Natural beauty. Incorporating the natural Muskoka beauty into the landscaping I'm designing for clients.

Also pictured, team members Jack Campbell and Matt Ciphery



## BRUCE CAMPBELL

OWNER

Lakeside Landscaping

With more than 20 years of experience, Lakeside Landscaping designs and builds flagstone patios, granite steps and firepits that enhance outdoor living. "We focus primarily on the construction end of things – building patios, stone steps and natural accents. We use plantings, shrubs and trees to bring it all together." Using locally sourced materials, Lakeside creates spaces that suit the lifestyle of individual clients, augmenting Muskoka's natural beauty with a unique approach to each setting.

AT HOME

**How Do You Relax:** What I look forward to most is weekends on the dock, enjoying a cold beer, or going out on the boat with the kids. **Favourite Meal:** A nice rib eye with some blue cheese melted on top and maybe a baked potato. **Favourite Space:** My outdoor living area – an extension of my home, outside on the patio. The dock is an especially favourite spot. **Hobbies:** In my off season, I'm a ski coach. I travel around Ontario and the country coaching ski racers. My kids are both very active ski racers. We enjoy the winter months.





## MAX ROOSSIEN

ADMINISTRATOR  
& DESIGNER

Urban Rustic Living

Set up like a home with specific rooms, Urban Rustic Living strives to inspire people when they come through the door of the Huntsville store. “Hopefully, the first thing they get when they walk in is a friendly, inviting, inspiring environment,” says owner Tary Roossien. Staff offer design advice and work with homeowners to complement and embellish their ideas for individual rooms or entire homes. The store’s mix of modern and rustic design elements offers warmth and longevity with unique furniture that transitions between organic, rustic and contemporary styles. Many pieces are made locally.

### AT WORK

**What’s Popular:** Trending now is Scandinavian-chic: texture, earthy pigments and warm environments. **Colours:** Warm off whites by Benjamin Moore: White Dove and Pale Oak. Warm off whites are a very good base and easy to create with. **Art:** Large art, canvas or glass, abstracts and realism. **Accent Colour:** Blues, especially cobalt blues. We are using a lot of black again in fixtures, fireplaces, rugs and abstract art. **Kitchens:** Working with more geometric tiles, mixing metals, black faucets with burnished gold handles.

### AT HOME

#### Neighbourhood:

A family cattle farm in Windermere. **How Do You Relax:** Hang out at the farm. Visit my parents. **Your Sport:** Racing Snowcross in the winter. **Pastimes:** I love to cook for myself and other people. In the summer I like being on the dock. **Favourite Meal:** Pan-seared whitefish.

Continued on page 70



**We STUDY**  
the area you want to  
create a space in.

**We CREATE**  
a plan with a variety of  
options for your selection.

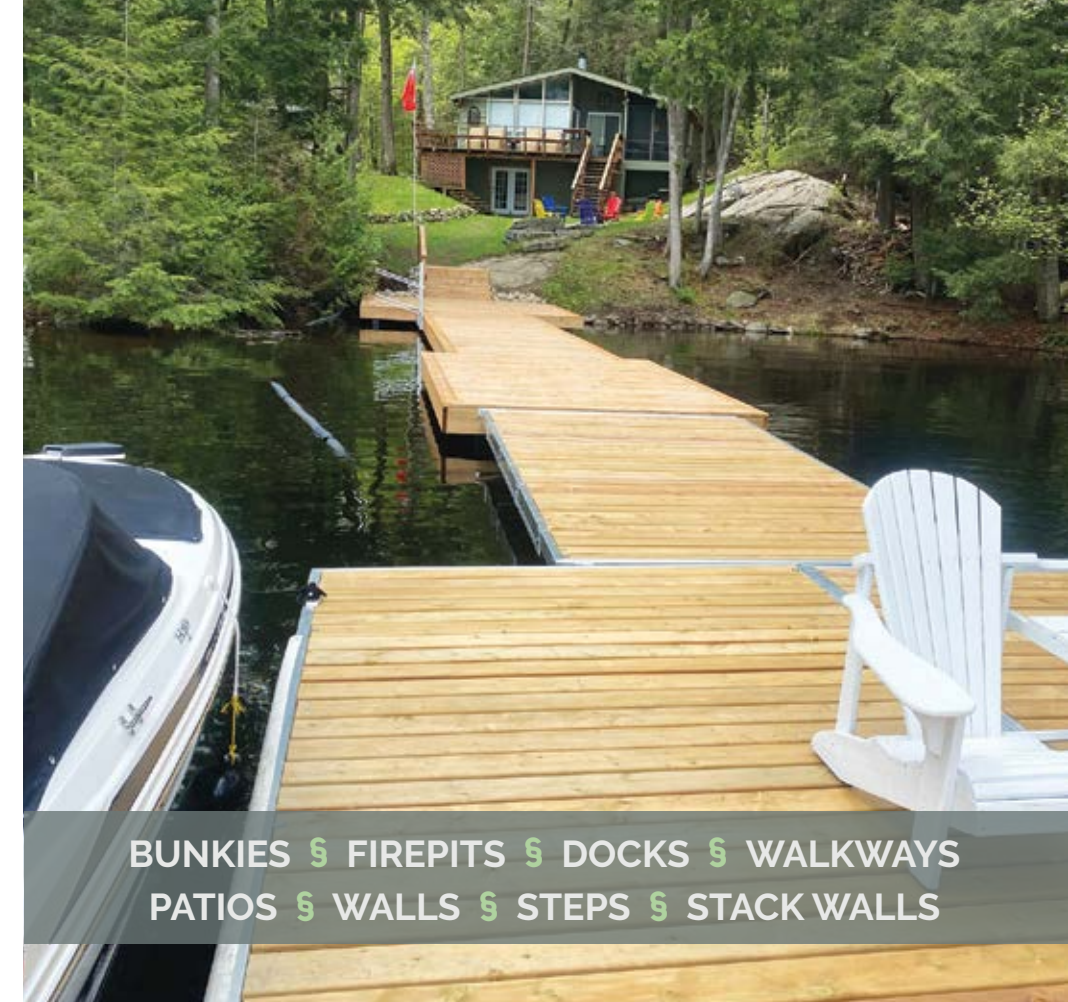
**We BUILD**  
the space of your dreams.

**705.754.1819**

jbaconcce@gmail.com

1340 Barry Line Road  
Haliburton, Ontario K0M 1S0

**cranberrycove.ca**



**BUNKIES \$ FIREPITS \$ DOCKS \$ WALKWAYS  
PATIOS \$ WALLS \$ STEPS \$ STACK WALLS**

When a power outage strikes, **SOMMERS RESIDENTIAL GENERATORS** ensure that your home or cottage automatically stays powered on.

A full range of generators that can be custom built to suit your home or cottage’s specific needs, so you’ll always have standby power ready.



MUSKOKA • PARRY SOUND

*Your Source For All Your Electrical,  
Backup Power And Home Automation Needs.*

705.765.0600 • [www.siftelectric.com](http://www.siftelectric.com) • Port Carling

ECRA / ESA 7002295





people

## DEBBIE TILSTRA

MANAGER

Muskoka Lighting Company

In its fifth year of business, Muskoka Lighting Company sells a full range of lighting, from builder basic to hand-forged iron fixtures, with every budget in mind. They carry under-cabinet lighting, pot lights, landscape lighting and bulbs. “We’re a full-service lighting store,” says sales manager Debbie Tilstra. The shop supplies decorative lighting from about 35 different lines, many of which weren’t available in the area until this store opened. Installation is available. “We work with designers, contractors and electricians,” says Debbie. “A lot of clients have their own contractors and electricians so we provide the lighting and work with them.” Home décor and giftware are also available.

### AT WORK

**Favourite Thing:** Working with new clients and introducing them to new design and lighting ideas. **Inspiration:** I’m inspired by my family and by the store doing well.

**Current Work:** Residential lighting projects in Lake of Bays and Port Carling, as well as local commercial projects.

### AT HOME

**Neighbourhood:** Near Lake Vernon. **Favourite Space:** My back deck where I can see the gardens, the pool and hear the animals and birds. **How Do You Relax:** Cooking is my favourite thing to do. Yoga. **Favourite Food:** Margherita pizza.



### Check out our DIGITAL EDITIONS

Local Homes, Local Retailers,  
Local Trades...in your  
neighbourhood



### Follow us on SOCIAL MEDIA



### Sign up for our NEWSLETTER

- ✓ Gorgeous Homes
- ✓ Exclusive Giveaways
- ✓ Behind-the-Scenes Access

Continued on page 72

celebrating life at home  
ourhomes.ca





AT HOME

**Home Style:** Warm-modern infused with art and interesting pieces collected over the years. **Can't Live Without:** My art and carefully collected accessories. I admire and use them every day. **Favourite Room:** My living room. The natural light is incredible. **What's In Your Garden:** Mostly easy-to-care-for plants, such as a variety of hostas and grasses. But my favourite are white hydrangea bushes that line the front of my house.

ALISON HABERMEHL

Habermehl Design Group

At Habermehl Design Group, we believe in celebrating function and style. We work to achieve that critical balance between personal taste and the practical demands of technical design so our clients can fully express and enjoy the space they call home. It's both a mission and philosophy. I call it Comfortable Luxury.

AT WORK

**Who Inspires You:** My clients. Everyone has a story to tell and that becomes the narrative we design around. **New And Now:** Curves. What used to be considered a feminine design detail is now considered modern. **My Designs Start With:** Dreaming. I ask my clients to dream big and tell me their ultimate wish list, which always leads to an incredible expression of personal design catered just for them. **Design Trend You're Over:** Clean Lines. Even though I lean more modern in style, we are employing more layers and curves, even if very subtle. **OH**

SEE OUR DIRECTORY FOR ALL CONTACT INFORMATION.

Choosing Your Builder is Just as Important as Choosing Your Design



CEDARLAND HOMES

Parry Sound | Muskoka

705-746-2071 | cedarlandhomes.ca

sales@cedarlandhomes.ca

Independent Distributor of







PHOTO: MIKE CHAJECKI

# CREATING A cottage vibe



STORY **REBECCA HAY**

**IT'S COTTAGE SEASON.** Welcome to what is quite possibly my favourite time of the year. Nature is at its peak, colours are the most vibrant, and it's prime time for outdoor beauty. Canadians are more than willing to dive in, hoping to make the most of our short but sweet summers. I love cottage life and everything about it: the relaxed vibe, the casual atmosphere, that feeling of home.

Whether you're a weekend warrior with a summer retreat of your own to escape to, or you simply want to bring the cottage vibe into your home every day, here are some of my favourite ways to bring an easy-breezy cottage style to your interiors.

## COLOUR

Colour is key to achieving the right ambience in a space, and when it comes to the "cottage vibe," the ask is fairly specific. It has to be relaxing, comfortable and fresh. In one word: white. White walls and trim are crisp and clean, bringing structure to the rustic-chic cottage aesthetic. For window coverings, white sheers are a great choice. They offer privacy at night, and let the sunlight and views stream in by day.

For the colour you crave, look to nature for inspiration. Sky blue or lush, leafy greens are a popular choice, or red for a classic look. If you're looking for something with a more modern "pop," mix it up with hits of fuchsia or purple. Remember, less is more. Use colour in small doses for things like pillows and accessories.



PHOTO: JASON HARTOG

## NATURAL MATERIALS

The cottage look loves wood. Think vintage or rustic finishes for an instant earthy flair. Wood is solid and grounding. A dining table, accent chair, bowl or art – nothing evokes lakeside living like a well-loved piece of wood furniture.

Continue the trend of organic materials by using natural fabrics such as cotton, linen and wool, paired with woven furniture and accessories, like rattan and bamboo. These are all casual and comfortable choices because they wear well and contribute to a relaxed vibe. Bonus: they are environmentally friendly options too.

### DESIGNER TIP

Details like tongue-and-groove panelling, shiplap, beadboard and wainscoting can create a relaxed atmosphere with the added bonus of durability. You'll thank yourself when wiping away those sticky ice-cream fingerprints with ease.

## LARGE FURNITURE

Large-scale furniture is inviting, which is exactly what the cottage vibe is all about. For instance, a big sectional sofa invites everyone to flop down and put their feet up. If you don't have room for a large sectional, consider adding small ottomans or poufs to welcome guests to kick back, relax and tune out for a while.



PHOTO: JASON HARTOG

## ACCESSORIES

Regardless of the style you've committed to for your space, remember that the design is all in the details. Something as simple as sunhats hanging on a wall can create a unique look that leaves a memorable impression. Funky fabrics, fresh greenery and bright, airy spaces help to bring the outdoors in.

### DESIGNER TIP

Looking for unique furniture finds, but on a budget? Shop garage sales, estate sales and second-hand stores for vintage treasures. They're a hot-spot for well-made pieces that can make a great style statement. Whether restored to its original glory or updated with modern upholstery and paint, you can bring new life to an old piece of furniture. From a bigger perspective, the more we can upcycle old furniture, the less our environmental impact.



PHOTO: MIKE CHAJECKI

Ultimately, the cottage vibe is all about being comfortable and welcoming company to feel at home. As they say, "mi casa es su casa," right? That sentiment is about the atmosphere, the food and drinks, and that free feeling that keeps you coming back and leaves you with good memories to last until next summer rolls around. You don't need a far-off retreat or 30-degree days to enjoy cool cottage style. **OH**





## HOME OFFICE INSPO

WORKING FROM HOME?  
LET THESE OFFICES  
AND WORKSTATIONS  
INSPIRE YOU TO CREATE A  
FUNCTIONAL AND STYLISH  
WORK SPACE IN YOUR HOME.



WOOD FINISHING & REFINISHING • PAINTING  
RESIDENTIAL • COMMERCIAL • COTTAGE

**MUSKOKA**  
WOOD FINISHING  
A DIVISION OF THE FINISHING SHOP INC.

Contact Us  
About Your Next Project  
**705-769-2222**  
[muskokawoodfinishing.com](http://muskokawoodfinishing.com)

Twitter Facebook Port Sydney/Utterson & Area  
Chamber of Commerce

Authorized retailers of:

Custom Staining | Specialty Finishes  
Interior & Exterior Applications

**BOWMAN**  
LANDSCAPING & EXCAVATION

HARDSCAPE • SEPTIC BEDS • SITEWORK  
PATIOS • ROCK STEPS • RETAINING WALLS  
SAND & GRAVEL • MULCH

Nick: 705.774.6767  
[www.bowmanlandscaping.ca](http://www.bowmanlandscaping.ca)  
A DIVISION OF BOWMAN CUSTOM BUILDING

COTTAGES  
BOATHOUSES  
ADDITIONS  
RENOVATIONS  
STEEL & CRIB DOCKS  
DECKS & FENCES



**HELY**  
CUSTOM CARPENTRY

*Your project is in good hands.*

705.205.1342 | BRACEBRIDGE, ON | [helycc.com](http://helycc.com)





Two brothers went big with their new cottage on Huntsville’s Fairy Lake.

With seven bedrooms and bathrooms, two living rooms, a home theatre and bar, the 7,600 sq. ft. lake house has room enough for three or more generations of their family. As long-time cottagers in the Kawarthas, they always had guests coming to the family’s Pigeon Lake cottage and they expect the same at their new Muskoka retreat. “We wanted to make sure there’s enough room for another family or two,” says one brother.

Built like a large rustic farmhouse with modern touches, the cottage has a kitchen table that seats 16. The great room fireplace ascends more than two storeys to the vaulted ceiling. Wood-sheathed beams float over wide living spaces and a tall sweeping wall of windows overlooks the lake and the surrounding birch trees and pines. *Continued on page 80*



# GOING BIG

STORY **WALTER FRANCZYK** | PHOTOGRAPHY **SANDY MACKAY**



A copper sink and thick ceiling timbers lend a farmhouse look to the modern kitchen in this new Fairy Lake cottage by Attainable Solutions Inc. **OPPOSITE, TOP:** Old barn beams form a bench in the cottage foyer where a glass-sided, open-riser stairway ascends to the second floor. **BOTTOM:** A teak-root table and wooden art provide an initial welcome at the cottage entrance.





**“FAMILY MEALS ARE IMPORTANT BECAUSE WHEN WE WERE ALL YOUNG WE VERY RARELY GOT TO EAT TOGETHER UNTIL SUNDAY.”**


“We love being up there,” the owner says. “Cottaging is a big part of our family life. Our weekends are important to all of us because it’s the time we get to spend with one another, away from work.”

When **Attainable Realty Inc.** broker **Blayne Hutchins** first showed them the wooded, three-acre property, the brothers noticed the house Blayne’s company **Attainable Solutions Inc.** was building next door. Blayne walked them through it. As owners of a construction services company, they recognize quality work. They liked the

craftsmanship and the people on site. After visiting the home Blayne built for his own family a little farther east on the lake, and a few more conversations, they decided Attainable would build their cottage.

Big wooden beams and columns, reclaimed hemlock floors and natural stone from local quarries were integral to the design the brothers, their mother and a fiancée developed. “There were some long nights to get some of the details pounded out,” the owner says. “We wanted to keep in mind what the land was used for prior to us. It was an old

**LEFT:** Muskoka Furniture supplied saddle-shaped stools for the kitchen island while Muskoka Custom Cabinets Ltd. furnished the kitchen cabinetry. Cambria quartz tops the island. **OPPOSITE, TOP LEFT:** A glass door opens to the Muskoka room at one end of the walnut dinner table **TOP RIGHT:** A stainless-steel, six-burner propane range provides the firepower for family feasts. **BOTTOM:** Hanging Edison bulbs illuminate evening dinners.



farm. We left a lot of the finishes looking older while still being modern.” On each of the three floors, a western wing contains two bedrooms connected through a shared bathroom with double vanities, soaker tub and glass-walled shower. The open kitchen – with a large island topped with Cambria quartz, Silestone countertops and cabinetry by **Muskoka Custom Cabinets Ltd.** – occupies the east wing of the main floor. Made of walnut slabs, the live-edge, matchbook kitchen table sits below a chiseled wooden beam hung with Edison bulbs. The large dinner table was a must-have for their mother who raised three competitive athletes. “Family meals are important because when we were all young, playing hockey and swimming for my sister, we very rarely got to eat together until Sunday. Having family meals is a big thing for us.”

A sliding door off the kitchen opens to the Muskoka room where granite covers the floor. Huge pine timbers, a vaulted ceiling and large windows give it an outdoor ambience while maintaining a bug-free zone. *Continued on page 82*





Throughout the cottage, hemlock flooring cut from old Ontario barn beams, reclaimed by **Nostalgic Wood**, replicates the farmhouse theme and enhances the warmth of the building. The master bedroom and en suite occupy the east wing, where a crew of several strong builders carried up a large slab of custom granite to serve as the bench in the en suite shower. Stone veneer clads the shower walls and angled ceiling.

The ground floor holds another large living room with a walkout to the front yard, a fireplace, bedroom wing and a well-equipped bar, furnished with cabinetry and a table mounted on Jack Daniels whiskey barrels. At one end of the bar are three hockey stalls, built like those in a professional team's dressing room. Hung with the sweaters of the junior hockey teams for which the two brothers played, they're a reminder of the stalls in which they'd so often sat. Just off the bar is a theatre room with a large screen, popcorn machine and enough soft leather seats for a large family audience. "Everything that we've put into this place is what we value most – family, good food and a good time," says the owner. *Continued on page 84*



**LEFT & ABOVE:** Locally-quarried stone clads the fireplace in the great room where towering windows overlook the forested lakeshore. Leather recliners rotate to take in the lake view or join conversation around the fire.

**TOP & BOTTOM RIGHT:** Steampunk-style lamps flank the bed in the master bedroom. Throughout the home, plantation shutters by Craftsman Custom Built Shutters were custom-stained to match the trim. A door at the front of this room opens to a private balcony overlooking the lake. **BELOW:** Jason Bidan of TruNorth Tile Inc. finished the en suite shower stall in stone veneer. He also installed floor tiles throughout the home.



**“EVERYTHING THAT WE’VE PUT INTO THIS PLACE IS WHAT WE VALUE MOST – FAMILY, GOOD FOOD AND A GOOD TIME.”**





Wine cellar walls are clad in reclaimed hemlock, the same wood used for the cottage flooring. The cellar has a sliding barn-style door made of hemlock. Contemporary lighting, hardware and a glass entrance give it a modern edge.

The owner praised Attainable's foreman **Keith Maclellan** for expertly steering the building project. "He was everything you'd come to expect from someone who builds custom homes. As an individual, his craftsmanship is fantastic." The owner also commended **Saunders Masonry** and **Jason Bidan** of **TruNorth Tile Inc.** "Both of those folks were fantastic because working with granite and stone in general is a challenge."

Attainable owner **Blayne Hutchins** says the brothers and their family had great ideas and were an awesome team to work for. Steel beams were used to support the building due to the required spans and wind loads on the front wall. "It was convenient to have our own welders on staff who were able to make any of the required adjustments and the many welds that were required," Blayne says. "To cover the steel beams, we disguised them with pine cladding to look like an old timber frame. Our foreman had a great time antiquing the wood, using chains, grinders and blow torches to achieve the final product." The same technique disguised some of the duct runs over the kitchen. *Continued on page 86*



# Bring the outdoors in,

WITH QUALITY OUTDOOR SCREENS FOR YOUR PORCH, PATIO, MUSKOKA ROOM OR BOATHOUSE.



**ABOVE:** With hockey dressing room stalls at one end and a bar table perched on whiskey barrels, the downstairs bar sits on a granite floor by TruNorth Tile Inc. Each floor stone was custom-cut to fit and joined with just an eighth of an inch of mortar. **LEFT:** Reclaimed hemlock in a herringbone pattern covers two walls and a sliding door to a storage space in the ground floor wine cellar. **RIGHT:** Ten reclining leather seats offer lavish comfort for family movie nights in the home theatre.



RETRACTABLE SCREENS & BLINDS . MOTORIZED or MANUAL . NEW CONSTRUCTION & RETROFIT



705.641.9516 • 1257 Milford Bay Rd, Mildford Bay  
muskokascreens@sympatico.ca • muskokascreens.ca

Over 20 years in the business, our products are manufactured locally in Canada, including power drop down screens; roller blinds; retractable door screens for entry door and large doors; storm shutters.  
**CONTACT TOM TODAY!**





In the bedroom wings on each floor, a bathroom with a glass-walled shower, soaker tub and double vanity connects adjoining bedrooms. **RIGHT:** Double beds with upper bunks furnish the children's cottage dorm. **BELOW:** The Fairy Lake waterfront cottage. **BOTTOM RIGHT:** A Buffalo plaid bedspread, moose antlers and night table lights fashioned as old kerosene lamps give this main floor bedroom a rustic look.



The siblings eagerly moved in as soon as they could last summer. They love being on the water. "It's a place where you can put your phone down and walk away." The front deck is a favourite spot in which to savour the setting. "When we're up there in the summer at dusk, having dinner is fantastic. The lake calms right down and goes flat. It's absolutely stunning from the view we have there." **OH**



### SOURCE GUIDE

- Attainable Realty Inc. • Attainable Solutions Inc. • Clearrail
- Craftsman Custom Built Shutters • Huronia Alarm & Fire Security
- Muskoka Custom Cabinets Ltd. • Muskoka Furniture • Muskoka Rock Company • Saunders Masonry • TruNorth Tile Inc.



Come Visit Us Again  
and make yourself at home



check our website for store hours

[www.muskokafurniture.net](http://www.muskokafurniture.net)

195 WELLINGTON STREET, BRACEBRIDGE | 705.645.8183







## CRANBERRY COVE ENTERPRISES

For the past 24 years, **Cranberry Cove** has specialized in designing and building outdoor spaces. Although we do work in all types of materials, our specialty is stone, hence our logo – “Our work is rock solid – Guaranteed!”

Do you have a favourite place or vista on your property that you love but you cannot comfortably enjoy? Is there currently no way to “relax” easily at that spot?

Let us bring our years of expertise and ideas to your site. Together we will create a vision to perfect the area that you love and then Cranberry Cove will make that vision a reality.

We encourage you to take a look at our website – [cranberrycove.ca](http://cranberrycove.ca) – to see what we have done in the past. We would love bring that beauty to your property.

**705.754.1819**

[cranberrycove.ca](http://cranberrycove.ca)

*(Please see ad on pg 69)*



## HABERMEHL DESIGN GROUP

With over 20 years of interior design experience, the team at **Habermehl Design Group** is passionate about creating a home that tells our clients’ story.

Our expertise is listening, understanding and executing the specific needs of our clients.

We believe in sustainability and sourcing quality materials and furnishings that support the lifestyles of busy families and career focused professionals.

We understand that design is personal and we offer thoughtful and creative solutions not readily available.

Life is about balance and so is a well designed home. We know the needs of hard working people who also enjoy a life of travel, entertaining and down time. Each of our projects is a deeply personal reflection of the people who call it home.

**For more information**

**please call us at**

**519.954.4128**

**or visit our website:**

**[habermehldesigngroup.com](http://habermehldesigngroup.com)**

*(Please see ad on pg 47)*



## INTERIORS ON THE 45th

Quality of life and happiness go hand in hand with a well-designed home. If you are comfortable in your environment, then you will be better equipped to face life’s challenges. **On the 45th** is the online store of **Interiors on the 45th**, a family-owned residential design firm based in Bracebridge, Canada.

Our decorating and interior design business has been rapidly growing over the past few years and to better serve our clients we decided to open a virtual emporium to showcase our favourite products from our favourite manufacturers.

We offer a perfectly curated collection of home décor and accessories.

We also have a premium Loose-Leaf Tea Shop **TEA on the 45th** inspired by the cottage lifestyle with a focus on health and wellness.

Why shop with us? Think of us as your local small business shop of the internet. We’re a small family-owned business and we strive to provide personalized customer service.

We’re passionate about well designed, stylish and practical long-lasting furniture, rugs, art, lighting, and décor. We use the products we showcase on this site ourselves and recommend them to clients. We’re confident you’ll love them too!

**[interiorsonthethe45th.ca](http://interiorsonthethe45th.ca)**

*(Please see ad on pg 53)*



## CELEBRATE LIFE AT HOME WITH OUR HOMES

**OUR HOMES** magazine is your local home resource guide. Readers love our magazine because we show and tell you about beautiful and unique local homes. Plus, we promote local homes-related product and service providers, and help you find professional trades. Whatever you need to build, renovate or decorate, you will find in our much-loved magazine.

**OUR HOMES** magazines saturate 14 local markets in Ontario and connect over five million readers annually to our advertisers through premium, consistent, local content and beautiful photography. Our readership and distribution numbers are audited. Our advertisers reach our high-income demographic through targeted distribution in each region and throughout Ontario.

Our website, [ourhomes.ca](http://ourhomes.ca), offers even more ideas for every homeowner.

Our readers keep **OUR HOMES** magazines as a reference and resource guide.

A business directory in each magazine, also available online, makes it easy for readers to find our advertisers. And don’t forget **THE LIST** by **OUR HOMES**, **[thelist.ourhomes.ca](http://thelist.ourhomes.ca)**, Ontario’s most comprehensive online directory for all things home.

Subscribe to our newsletter at **[ourhomes.ca/newsletter](http://ourhomes.ca/newsletter)** for gorgeous homes, exclusive giveaways, and behind-the-scenes access.



**[ourhomes.ca](http://ourhomes.ca)**

*(Please see ads on pg 71, 93)*



## TIMBERLINE CONSTRUCTION

**Timberline Construction** has been providing high quality framing, siding and millwork services to builders and homeowners for nearly 15 years. Our crews work hard to provide our clients with quality driven services on time and on budget. At Timberline Construction we like to work with our clients early on in the design process to work with budgets and timelines and solve potential problems before construction begins, saving our clients valuable time and money. With local construction markets busier than ever before with tighter and tighter timelines, we can work closely with builders and homeowners alike to provide our clients with thorough onsite management, allowing our clients to focus their time on other projects and ventures.

In addition we can provide project management services to meet our client’s needs – from turnkey construction management to providing shell packages allowing builders to focus on the finishing details.

Timberline Construction can also work with homeowners to provide complete siding and exterior finishing services for both new construction and renovations. Our crews are well versed in the installation of all types of wood, vinyl and fibre cement sidings, as well as soffit and fascia installation of nearly any material. Our millwork shop is capable of producing nearly any exterior millwork detail that our clients desire.

**705.220.8105**

**[kyle@timberlineconstruction.ca](mailto:kyle@timberlineconstruction.ca)**  
**[timberlineconstruction.ca](http://timberlineconstruction.ca)**

*(Please see ad on pg 21)*



## LAKESHORE DESIGNS

Our specialty is not in what we design, but the style in which we design it. Whether a residential design, commercial project, hospitality design, show home or destination project, **Lakeshore Designs** ensures your expectations are not only met but exceeded.

Our spectacular showroom showcases all that our design business has to offer. The retail space exhibits North American and International furniture, home décor and accessories. The showroom highlights intriguing vignettes that show various rooms, kitchen and bathroom displays. We provide you with a comfortable, friendly atmosphere where you can discuss your needs for your home, new build, commercial project, renovation, or furniture purchase. We source our furniture from numerous suppliers or have pieces custom designed and fabricated.

We offer a range of services, starting with in-home or virtual design consult – we assist clients in space planning, electrical plans, kitchen and bath design and selection, interior selections and decorating, exterior design as well as home staging and event and holiday decorating.

We work with clients of all project sizes – from full turnkey projects to a set of new bedding, no job is too big or too small. With 16 years in interior design and the construction industry, our experienced team will help your vision become a ‘Reflection of You’.

**Visit our showroom and design centre at 2968 Lakefield Rd or reach us at 705.748.3875 or [lakeshorehd.ca](http://lakeshorehd.ca)**

*(Please see ad on pg 65)*



## APPLIANCE INSTALLATION

Covering Central Ontario, **Mid-Ontario Appliance Installations** install all makes and models but are factory certified installers for Jennair, Sub Zero, Wolf and Fisher Paykel appliances.

Appliances are often the last thought at a new build or renovation and a labourer is asked to install them. With today’s sophisticated and often built-in appliances, trained professionals with special equipment prevent damage and ensure a long life with proper installation.

Our factory certified technicians can safely and properly uninstall and install your appliances. Appliances such as dishwashers, wall ovens, refrigerators, freezers, microwaves, coffee makers, washing machines and dryers can often require connections to your electrical, plumbing, natural gas or propane system.

Our technicians will also test all appliances to make sure they are functioning properly, giving you peace of mind. In some cases an extended warranty is given at no charge when we install. We can also remove and legally dispose of old appliances guaranteeing they get to the correct recycling centre and helping preserve the environment.

We service central Ontario including the cottages of Muskoka and Georgian Bay.

**705.539.0026**

**[applianceinstaller.ca](mailto:applianceinstaller.ca)**

*(Please see ad on pg 21)*



## URBAN RUSTIC LIVING

**Urban Rustic Living** owners Tary and Ed Roossien believe that helping their clients design and decorate their living space is a very special journey.

Our full service showroom offers a wide selection of furniture, lighting, décor, and accent pieces to assist you with visualizing the complete design package.

Our friendly and professional team are dedicated to asking informed questions offering design and décor solutions that are right for our clients.

This is what our clients are saying: “The Urban Rustic Living design team have been a pleasure to work with on my new cottage build. Their process of close collaboration, and finding design solutions that fit your space, took the project from drawings on a page, to a home that I didn’t even know was possible. When they say I have some furniture to show you, you know it’s going to be special. Thank-you Urban Rustic Living”.

Urban Rustic Living is honored to win “best of Houzz” Design and Service 2020.

**15 Main St W, Huntsville**

**705.788.2612**

**[urbanrustic-living.com](http://urbanrustic-living.com)**

**[houzz.com](http://houzz.com)**

*(Please see ad on pg 19)*



# MULTI-PLANT HANGER

*A VERTICAL HANGER  
THAT MAKES IT EASY TO  
GROW HERBS OR DISPLAY  
FLOWERS.*

PROJECT **DAWN MCCONNELL**  
PHOTOGRAPHY **TARA CHATTELL**



## MATERIALS

3 round cork trivets  
Paper for template  
Heavy card stock  
1 spool of cord  
1 metal ring  
3 small plant pots  
3 flowering  
plants or herbs

## TOOLS

Scissors  
Pencil  
Utility knife  
Glue  
Small drill bit  
Drill



## HOW-TO

Start by creating a paper template to use for cutting and drilling your trivets. On a piece of paper, draw a circle 1 inch smaller in diameter than your trivet and cut it out. In the centre of your paper circle, draw another circle 1 inch smaller in diameter than the mouth of your plant pot and cut it out. Fold your paper template in half twice, then unfold. These fold lines will indicate where to drill the holes in your trivets.

Place your paper template in the centre of a cork trivet and trace around the smaller, inside circle. Cut out the circle using the utility knife. Repeat with the remaining two trivets.

Stack trivets and place your paper template on the centre of the top trivet. On the outer edge, using the fold lines as a guide, drill four evenly spaced holes in the trivets.

Next, make some extra circles out of heavy card stock, which will be glued to the bottom of each trivet for more stability. To do this, place your paper template onto your card stock and trace and cut three more circles. Glue these to the bottom of each trivet.



Now you're ready to attach your trivets with cord.

Cut 2 pieces of cord into 8 foot lengths, fold in half and loop through your metal ring, making a knot. Now you will have four strands hanging from the ring.

Thread the cord through the holes of the first trivet, then wrap the cord over the edge and thread through the holes again for adjustable stability.

Place the second trivet on the cord 12 inches from the first trivet and repeat threading. Do the same with the last trivet, leaving enough cord to tie a knot.

Adjust and level trivets. Apply glue into the holes to secure cords and let dry.

Gather the bottom cords, tie a knot and trim if desired.

Plant flowers or herbs in planters. Add planters to trivets and hang! **OH**



**We design and build  
log & timber frame homes.**

**Always custom. Amazing support. The Total Package.**

**confederationloghomes.com**



**1-877-Go-2-Logs (1-877-462-5647)**



OUR HOMES attracts the area’s finest businesses to advertise in our pages, and utilize our unparalleled distribution and coffee-table appeal to market their products and services. We’re making it easier for you, our readers, to become educated as you plan your home- and real estate-related purchasing decisions. View these business ads online at [ourhomes.ca](http://ourhomes.ca). The listings below are organized alphabetically by industry.

APPLIANCES

Brown’s Appliances, 95  
Mid-Ontario Appliance Installers (MOAI), 21, 89

ARCHITECTS/ARCHITECTURAL DESIGN/  
ARCHITECTURAL TECHNOLOGISTS/  
DRAFTSMEN & DESIGN

Edenlane Homes Inc., 12

ART SUPPLIES

Red Canoe Gallery, 11

ART/ARTISANS/ART GALLERIES/  
STUDIOS/WORKSHOPS

Gary Owen Framing & Art Restoration, 25  
Red Canoe Gallery, 11

AUDIO VIDEO/HOME AUTOMATION/  
ELECTRONICS/SMART HOME  
TECHNOLOGY

Siftt Electric, 69

BEDS & BEDDING/MATTRESSES/  
SLEEP PRODUCTS

Mattresses of Muskoka, 65

BUILDERS

1867 Confederation Log Homes, 91  
Attainable Solutions Inc., 3  
Cedarland Homes, 73  
Edenlane Homes Inc., 12  
Ferncliffe Development, 47  
From The Ground Up, 31  
Garrison Creek Homes, 63  
GBS Contracting Inc., 51  
Great North Homes, 6  
Hely Custom Carpentry, 77  
Linwood Custom Homes, 97  
Muskoka Lakes Construction, 11

BUILDING/LANDSCAPE SUPPLIES

Bowman Landscaping & Excavation, 77  
Emmerson Lumber Limited, 53  
Rockscape Design, 17  
Trans Canada Wood Products, 43  
United Lumber Home Hardware Building Centre, 7

CABINETS & MILLWORK/  
CARPENTRY/FINE WOODWORKING/  
CUSTOM FURNITURE

Muskoka Furniture, 87  
The Cutter’s Edge, 2

CLOTHING/FASHION/FOOTWEAR/  
JEWELRY/LUGGAGE & LEATHER GOODS

The Boathouse, 25  
The Cutter’s Edge, 2

CONSTRUCTION BINS

Bowman Landscaping & Excavation, 77

CUSTOM FRAMING

Gary Owen Framing & Art Restoration, 25

DEMOLITION SERVICES

Bowman Landscaping & Excavation, 77

EAVESTROUGHS/SOFFIT/FASCIA

Leaf Out, 55  
Norstar Aluminum Products Ltd., 5

ELECTRICAL

Coon’s Electrical Ltd., 15  
Siftt Electric, 69

EXCAVATING/SITE PREP/SEPTIC

I Can Only Imagine Inc., 21  
Schlager, 7

EXTERIOR FINISHES/IMPROVEMENTS

Norstar Aluminum Products Ltd., 5

FABRIC/UPHOLSTERY/CANVAS

Muskoka Upholstery, 55

FINANCIAL/INSURANCE/  
MORTGAGE/INVESTING

Parry Sound Insurance Brokers Ltd., 10

FIREPLACES & STOVES/ACCESSORIES

Fireplace & Leisure Centre, 51  
Fireplace King, 13  
The Fireplace Stop, 55

FLOORING

Brooklace Kitchen & Bath, 95  
Cordell Carpet, 8, 47  
Riverview Furniture & Flooring, 95  
Trans Canada Wood Products, 43

FRAMING/SIDING/MILLWORK

Timberline Construction, 21, 89

FURNITURE & HOME DECOR/  
ACCENTS/GIFTS/COLLECTIBLES

HillTop Interiors, 99  
Huckleberry’s, 25  
Lakeshore Designs, 65, 89  
Muskoka Canoe Works, 14  
Muskoka Furniture, 87  
Riverview Furniture & Flooring, 95  
The Corner Cabinet, 95  
The Cutter’s Edge, 2  
Urban Rustic Living/  
The LightHouse, 19, 89

GARDEN CENTRES/GREENHOUSES/  
NURSERIES

Pratt’s Lawn Care & Landscapes –  
Pratt’s Garden Centre, 53

GENERATORS

Siftt Electric, 69

HEATING & COOLING

Fireplace King, 13

HOME IMPROVEMENTS/RENOVATIONS

Ferncliffe Development, 47  
Ready Pine, 21

INSULATION

Thermo Seal Insulation Systems, 55

INTERIOR DECORATING/INTERIOR  
DESIGN/HOME STAGING

Habermehl Design Group, 47, 88  
Interiors on the 45th, 53, 88  
Lakeshore Designs, 65, 89

KITCHEN & BATH

Brooklace Kitchen & Bath, 95  
Downsview Kitchens, 27  
Emmerson Lumber Limited, 53  
Knowles Plumbing, 53  
Northern Living Kitchen & Bath/  
Living Lighting, 39  
The Cutter’s Edge, 2

LANDSCAPE DESIGN &  
ARCHITECTURE/LANDSCAPING/  
LAWN & GARDEN

Attainable Solutions Inc, 3  
CLEARRAIL, Frameless Glass  
Systems Inc., 45  
Cranberry Cove Enterprises, 69, 88  
Ferncliffe Development, 47  
I Can Only Imagine Inc., 21  
Lakeside Landscaping, 29  
Pratt’s Lawn Care & Landscapes –  
Pratt’s Garden Centre, 53  
Rockscape Design, 17  
Schlager, 7

LIGHTING

HillTop Interiors, 99  
Living Lighting Parry Sound/  
Northern Living, 39  
Muskoka Lighting Company, 65  
Urban Rustic Living/  
The LightHouse, 19, 89

MACHINERY/SMALL EQUIPMENT/  
FARM SUPPLIES

Bobcat of Parry Sound – Bob Cat, 4  
Kubota North, 15

MASONRY/STONEWORK

Cranberry Cove Enterprises, 69, 88

OUTDOOR ADVENTURE/RECREATION

Islander Adventure Tour, 25  
Muskoka Canoe Works, 14

OUTDOOR FURNITURE/STRUCTURES

HillTop Interiors, 99

OUTDOOR KITCHENS

Fireplace & Leisure Centre, 51

PAINTING & DECORATING

Benjamin Moore, 8  
Colour ’n Light Muskoka, 8  
Cordell Carpet, 8, 47  
Muskoka Paint & Decorating, 8

PEST CONTROL

Environmental Pest Control, 47

PLUMBING

Knowles Plumbing, 53

POOLS/HOT TUBS/SAUNAS/SPAS

CLEARRAIL, Frameless Glass  
Systems Inc., 45

REAL ESTATE

Royal Lepage – Wearing & Parrot, 41

ROOFING

GBS Contracting Inc., 51  
Norstar Aluminum Products Ltd., 5

SCREEN SYSTEMS

Muskoka Screens, 85  
Window Quilt Muskoka, 41

SPORTING SUPPLY/  
RECREATIONAL OUTFITTERS

Bobcat of Parry Sound – Bob Cat, 4

STAIRS/RAILINGS

Barrie Trim & Mouldings, 9

TRIM/MOULDING/CASING

Barrie Trim & Mouldings, 9  
Brooklace Kitchen & Bath, 95

WINDOW TREATMENTS

Cordell Carpet, 8, 47  
HillTop Interiors, 99  
Window Quilt Muskoka, 41

WINDOWS & DOORS

Barrie Trim & Mouldings, 9  
Muskoka Window  
and Door Centre, 100

WOOD REFINISHING/RESTORATION

Muskoka Wood Finishing, 77

**OUR** inspiration becomes **YOUR** reality

Home Tours, Style Ideas, Recipes & DIYs

Follow OUR HOMES on Pinterest, Facebook and Instagram for the latest updates.

celebrating life at home

**ourhomes.ca**



cooking at home

# East Coast SHRIMP ROLLS

RECIPE AND PHOTOGRAPHY  
JENELLE MCCULLOCH

Inspired by the East Coast lifestyle, this roll features chunks of shrimp tossed in a homemade dressing and stuffed into a toasted bun.



## INGREDIENTS

(Makes 4 Rolls)

### HOMEMADE MAYO

- 1 egg
- 1 Tbsp Dijon mustard
- 1 tsp white wine vinegar
- 1 cup neutral oil (canola or grapeseed)

### SANDWICH

- 20 raw shrimp
- 1 Tbsp chives, finely chopped
- 1 shallot, finely chopped
- ¼ cup homemade mayo
- Salt and pepper to taste
- Lettuce
- Buns

## DIRECTIONS

### HOMEMADE MAYO

In a food processor or blender combine egg, Dijon mustard and vinegar. Pulse to combine while slowly adding oil until mayo is thick and emulsified.

### SANDWICH

Steam shrimp for 5 minutes or until cooked through. Cut into small chunks.

Combine shrimp, chives, shallot and mayo and mix. Season with salt and pepper to taste.

To assemble, slice open buns and toast in a pan over medium-high heat.

Add filling and lettuce to the bun. Enjoy! **OH**

YOUR COMPLETE HOME FURNISHINGS AND FLOORING CENTRE

**RIVERVIEW**  
FURNITURE & FLOORING

MATTRESSES, CARPETING, APPLIANCES AND  
COMPLETE RE-UPHOLSTERY SERVICES  
*Handcrafted Furniture built for a lifetime of memories.*

705-286-3167  
info@riverview-furniture.com  
94 Bobcaygeon Road,  
Minden, ON  
www.riverview-furniture.com

Lifestyle Inspired Design

*Brooklace Kitchen & Bath*  
6 Wakefield Street, Parry Sound, ON  
705.774.8860  
brooklacekitchenandbath.ca

**The Corner Cabinet**  
*Home Décor, Gifts & More!*

Home & Garden Accents  
Metal Art - Pottery  
Gifts For All Occasions  
Unusual Artisan Pieces  
from across Canada

3 Manitoba St., Bracebridge  
705-645-2810  
www.cornercabinet.ca

**KitchenAid**  
*Get Cooking*

**BROWN'S**  
APPLIANCES

705.765.5700  
108 Maple Street, Port Carling  
brownsappliances@bellnet.ca

brownsappliances.com



finishing touch

FRONTGATE: Palm Leaves  
Melamine Salad Plate

CRATE & BARREL:  
Wood Grain Melamine  
Dinner Plate

WEST ELM: Modern  
Melamine Salad Plate  
in Citrus Yellow

XENIA TALER: Ingrid  
Bamboo Side Plate

XENIA TALER: Studio  
Bamboo Side Plate

XENIA TALER: Marseille  
Bamboo Dinner Plate

CB2: Pebble Matte Grey  
Melamine Dinner Plate

POTTERY BARN: Swirl  
Melamine Salad Plate  
in Turquoise

CANADIAN TIRE: CANVAS  
Faux Marble Dinner Plate

INDIGO: Painterly Tropical  
Melamine Dinner Plate

CRATE & BARREL: Marin Shibori  
Melamine Dinner Plate

WEST ELM: Modern Melamine  
Salad Plate in Pink Grapefruit

WEST ELM: Modern Melamine  
Dinner Plate in Silver Pine

WEST ELM: Melamine  
Terrazzo Dinner Plate

CRATE & BARREL: Cabana Melamine  
Dinner Plate in Shell Pink

al fresco  
DINING

# CUSTOM HOME BUILDING MADE EASY



DESIGN

MATERIALS

BUILD



linwoodhomes.com  
1-855-922-2824

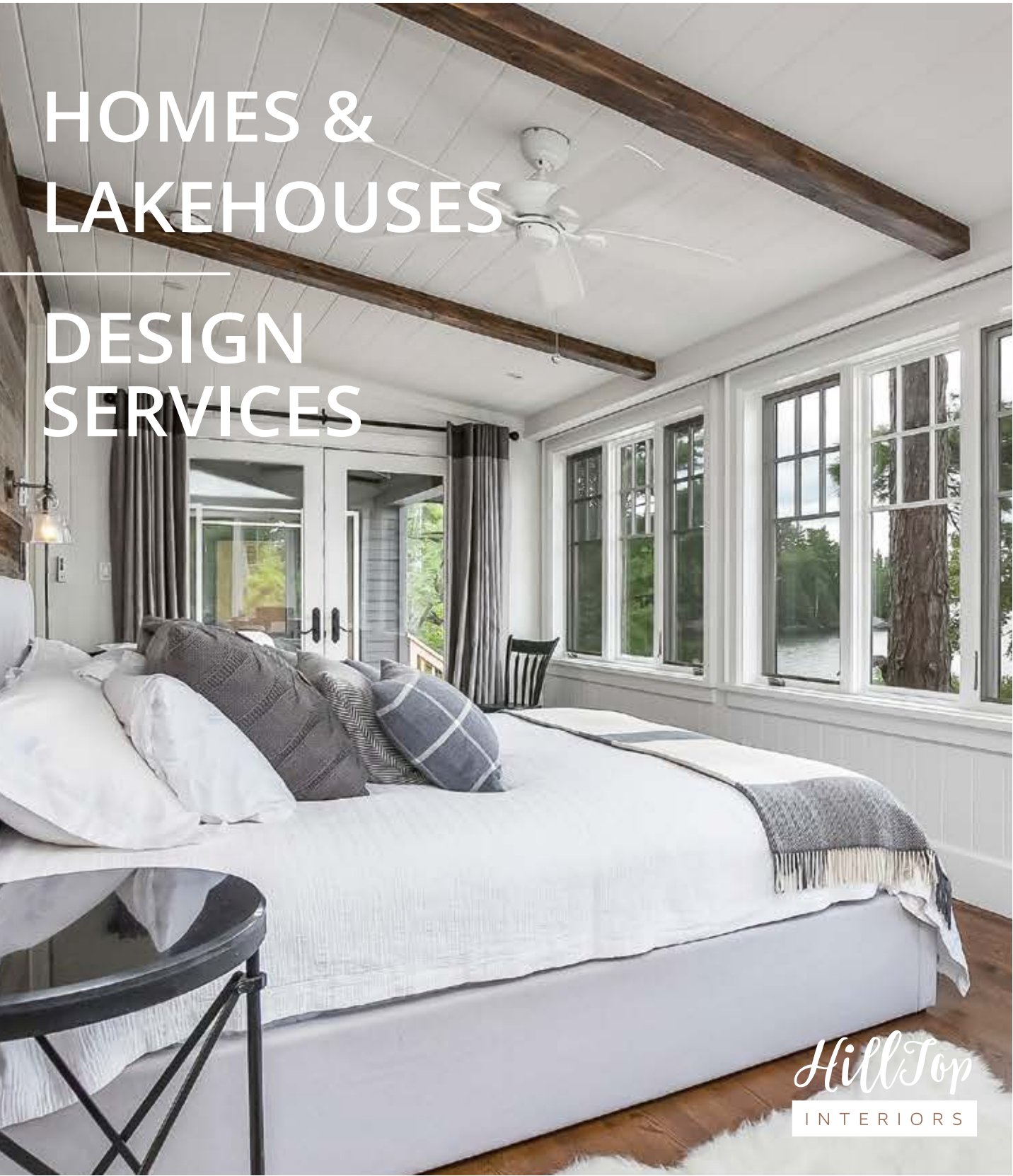


finishing touch



# HOMES & LAKEHOUSES

## DESIGN SERVICES



HillTop  
INTERIORS

*Innovative, inspired by nature, infused with tradition...*

Village of Rosseau  
1150 Hwy 141 - 705.732.4040  
hilltopinteriors.com





MUSKOKA AS IT  
SHOULD BE SEEN



bigfoot | door