

FALL 2021

STYLE ■ COMFORT ■ IDEAS ■ REAL ESTATE

# ourhomes

PARRY SOUND MUSKOKA HUNTSVILLE HALIBURTON

## NORTH COUNTRY GETAWAY

DESIGNERS  
*play it again*

**PREFAB  
COTTAGE**  
ON MULDREW LAKE

RAFFIA **MIRRORS**

**PUMPKIN PIE**  
MILKSHAKES

FANCY  
**TABLE SETTINGS**





KITCHENS • FURNITURE • HOME DECOR • FASHION

*The Cutter's Edge*  
MUSKOKA

30 HOWLAND DRIVE, HUNTSVILLE  
705.789.0448 • [thecuttersedge.com](http://thecuttersedge.com)

VIEW AND ORDER ONLINE:  
[shop.thecuttersedge.com](http://shop.thecuttersedge.com)



**Attainable  
Solutions Inc.**

# MAKE THE MOST OF YOUR MUSKOKA

The ASI construction family is built on a foundation of customer satisfaction, skilled craftsmanship and an intimate familiarity with the region. Our projects range from the building and design of homes, cottages, boathouses, waterfronts, landscaping, hardscaping, and custom granite work sourced from beautiful Muskoka itself.



LANDSCAPING



CONSTRUCTION



WATERFRONT



(705) 787-0399 | [Info@attainable.ca](mailto:Info@attainable.ca) | [www.attainable.ca](http://www.attainable.ca)





Custom Designed for  
Your Style | Your Space | Your Need



Like Us:  

Relax with confidence – when you choose a custom kitchen or furnishings from Perkinsfield Kitchen & Bath Inc., you are guaranteed the excellence and craftsmanship you deserve.


Perkinsfield Kitchen & Bath Inc. has been in the business of manufacturing dream kitchens since 1997 and we pride ourselves on customer satisfaction and personal service every time.



PERKINSFIELD  
**KITCHEN & BATH**

**705.527.6116**  
perkinsfieldkitchen@rogers.com  
perkinsfieldkitchenandbathinc.com

165 COUNTY RD. 6 SOUTH, BOX 1306 TINY, ONTARIO L0L 2J0



**BTM** **BARRIE TRIM & MOULDINGS INC.**  
TRIM | DOORS | STAIRS | RAILINGS

705.739.2200

FINISHING YOUR HOME SINCE 1985

BARRIETRIM.COM

Supply & Install Of Quality Interior Finishes – Visit Website To Connect With Us  
52 Saunders Road, Barrie | Follow Us @BarrieTrim





# UNMATCHABLE

When you find the perfect colour, **nothing else will do.**  
Perfection comes from our paint and our proprietary Gennex®  
colourants, together, creating results that are breathtaking.

Rely on Benjamin Moore for premium quality and  
Gennex Colour Technology, which makes our  
long-lasting colours, all 3,500 of them, one-of-a-kind.

**Unmatchable.**



WALL: *Stormy Monday*  
2112-50, *Aura*® Eggshell

  
**Benjamin Moore®**

BRACEBRIDGE **Colour N Light Muskoka** 505 Muskoka Rd 118 W | 705.646.8891 | [colournlightmuskoka.ca](http://colournlightmuskoka.ca)

BRACEBRIDGE **Muskoka Paint & Decorating** 23 Monck Rd | 705.645.8800 | [muskokapaint.com](http://muskokapaint.com)

GRAVENHURST **Colour N Light Muskoka** 545 Muskoka Rd N | 705.687.7956 | [colournlightmuskoka.ca](http://colournlightmuskoka.ca)

HALIBURTON **Cordell Carpet** 25 Hops Dr | 705.457.2022 | [cordellcarpet.ca](http://cordellcarpet.ca)

©2019 Benjamin Moore & Co. Aura, Benjamin Moore, Gennex, and the triangle "M" symbol are registered trademarks licensed to Benjamin Moore & Co. Color accuracy is ensured only when tinted in quality Benjamin Moore® paints. Color representations may differ slightly from actual paint. 4/19



Design. Build. Project Management.

34 years international multi-site project management and operations

In-house Engineers, Architectural Technicians, PMP and P.GSC by Canadian Construction Association

Featured in magazines, TV and newspapers

Fine Custom Homes and Boutique Custom Renovations

**Building Trust. Creating a Lifestyle.**



Tel 416.777.2324 Dir 416.886.2290  
4632 Yonge Street, Suite 202 Toronto, ON M2N 5M1

Email [info@ambassadorfinecustomhomesinc.com](mailto:info@ambassadorfinecustomhomesinc.com)  
[ambassadorfinecustomhomesinc.com](http://ambassadorfinecustomhomesinc.com)

Multi Award Winning  
Company including  
Best Custom Home  
in Canada





# WINDOW QUILT MUSKOKA

*Serving Muskoka, Parry Sound and surrounding areas for over 35 years!*



SILHOUETTES® WINDOW SHADINGS

Hunter Douglas shades provide the perfect balance of light & privacy, energy efficiency and safe operating systems. Motorized options and home automation compatibility make your home smarter, your days easier, and every room more beautiful. Hunter Douglas, along with Window Quilt Muskoka, has a style for every taste, every room and every budget!



DUETTE® HONEYCOMB SHADES

DESIGNER SCREEN SHADES

Visit our Showroom by appointment at 102 Lindgren Road West, Huntsville  
Complimentary On-site Consultations • No Charge Installation

705 789 1236 • [windowquiltmuskoka.com](http://windowquiltmuskoka.com)

**HunterDouglas** 



## MAKE YOUR VISION BECOME A REALITY WITH GRACE NORTH

We recognize that our work isn't just about building better windows and doors—it's about opening new possibilities and bringing the outdoors in.

Whether you're building your dream cottage, renovating, or simply looking to replace your windows and doors, we have a solution for you.

All of our window and door products are made-to-order with premium materials that range from wood, wood-clad to fiberglass. Depending on the age and style of your home or cottage, we can customize the design, the finish and the hardware to make sure it reflects your vision and stays within your budget.

No matter the scope of the project, we can help make your vision become a reality.



**GRACE  
NORTH**  
WINDOWS & DOORS

GRACE NORTH WINDOWS & DOORS  
345 Ecclestone Drive (Ent. 27)  
Bracebridge, ON  
Phone: 705.209.0371  
[www.gracenorth.ca](http://www.gracenorth.ca)

**MARVIN** 

©2021 Marvin Lumber and Cedar Co., LLC. All Rights Reserved. ®Registered trademark of Marvin Lumber and Cedar Co., LLC.



# Building a Better Future

Integrating unique building technologies, such as Timber Frame, Log Homes, & efficient Wall Panel construction, the Discovery Dream Homes team has perfected the balance between sustainability and affordability.

Whether your vision is mountain modern, contemporary craftsman, or a prairie ranch style, our dedication is reflected within the attention to detail on every project.



## Award-Winning Designs

Not only are we known for our high level of service and attention to providing quality products, Discovery has been recognized by its peers in the industry as an innovative and imaginative designer.

This is evident within the numerous awards received for the projects we have had the pleasure of being involved with over the years, and most importantly our client satisfaction.

*Raymond King*  
*President/CEO Discovery Dream Homes*

Discovery Dream Homes.com



RESIDENTIAL



COMMERCIAL



DEVELOPMENTS



Central/East  
1.866.395.5647

West Coast  
1.877.823.5639

North/East USA  
1.866.390.5647



PROFESSIONALISM • EXCELLENCE • TRUST • PROVEN RESULTS • FOR OVER 30 YEARS



**MARC THIBODEAU**  
Realtor®/Managing Partner  
705-646-4916 • marct@muskoka.com

*Serving all of Muskoka!*



\$11,999,000 – Lake Rosseau



\$4,495,000 – Lake Joseph



\$2,795,000 – Lake Rosseau – SOLD



\$2,200,000 – Skeleton Lake



\$1,528,000 – Huntsville Custom Estate Home – SOLD



\$1,395,000 – Virtue Lake – SOLD

[www.muskokacottagerealestate.com](http://www.muskokacottagerealestate.com)

**UNITED LUMBER**

**UNITED TRUSS**

**BRING US YOUR PROJECTS BIG AND SMALL**  
From new home builds, to home renovations, our experts can help you get the job done!

**The Home You Always Wanted, The Way You Want It.** [www.unitedlumber.ca](http://www.unitedlumber.ca)

Barrie <b>705.726.8132</b> 520 Bayfield St. N.	Bolton <b>905.857.6970</b> 12833 Hwy 50 S.	Georgetown <b>905.873.8007</b> 333 Guelph St.	United Truss – Innisfil <b>705.436.3425</b> 3325 Thomas St.
--	--	---	---

**705.732.1802**  
**[www.schlager.ca](http://www.schlager.ca)**

**FOUNDATION REPAIRS**   **DRIVEWAY CONSTRUCTION**   **EXCAVATING**





# Custom Solid Wood Furniture



89446 Fordwich Line  
1 km North of Hwy 87, Gorrie

*Topnotch*  
furniture  
manufacturers of fine furniture

*Over 20 years of professional design and manufacturing.*

519.335.3213   [topnotchfurniture.com](http://topnotchfurniture.com)



# LOOKING FOR A NEW WEBSITE?

## We can help with that!



Let our in-house experts help you grow the online presence of your business.

**OUR HOMES has a full-service digital agency**

- **WEB DESIGN**
- **SOCIAL MEDIA AD BUYS**
- **GOOGLE ADS**

Contact [media@ourhomes.ca](mailto:media@ourhomes.ca)

**ourhomes**  
CELEBRATING LIFE AT HOME

**ourhomes**  
STYLE • COMFORT • IDEAS • REAL ESTATE  
PARRY SOUND MUSKOKA HUNTSVILLE HALIBURTON

**REGIONAL PUBLISHERS** Jamie Jefferson  
Georgette McCulloch  
**REGIONAL MANAGING EDITOR** Walter Franczyk  
**REGIONAL PRODUCTION MANAGER** Julia Dempsey  
**MARKETING & ADVERTISING** Kelly Bidan, 705.349.1485  
kelly.bidan@ourhomes.ca

REACH US EASILY: [firstname.lastname@ourhomes.ca](mailto:firstname.lastname@ourhomes.ca)

OUR HOMES is a registered trademark of OUR HOMES MEDIA GROUP INC.  
OUR HOMES Muskoka is published four times a year.  
OUR HOMES is distributed via free pick up to residents of Muskoka region and to cottagers via direct mail. Copies of OUR HOMES are available for free pick up at high traffic locations throughout the region. OUR HOMES is distributed throughout select resorts and hotels, and to select business leaders via direct mail.  
Please send all letters and/or feedback to OUR HOMES Magazine, 25 Elgin St., Collingwood, ON L9Y 3L6. Or email us at [editor@ourhomes.ca](mailto:editor@ourhomes.ca). All letters received are subject to editing for grammar and length.

OUR HOMES MEDIA GROUP INC:

<b>EDITORIAL</b>	<b>PRODUCTION</b>
<b>EDITOR-IN-CHIEF</b> Georgette McCulloch	<b>PRODUCTION DIRECTOR</b> Lynn Derrick
<b>ASSOCIATE EDITOR</b> Kristin Schnelten	<b>PRODUCTION MANAGERS</b> Julia Dempsey, Kelly Donaldson, Tracy Shuttleworth
<b>DIGITAL EDITOR</b> Rachael Havens	<b>OPERATIONS</b>
<b>MANAGING EDITORS</b> Nancy Belgue, Walter Franczyk, Mary Hatt, Rachael Havens, Gina Makkar, Sara Martin, Melissa North, Gabrielle Tieman-Lee, Janet White Bardwell, Heather Wright	<b>MANAGING DIRECTOR, SALES &amp; MARKETING</b> Jamie Jefferson <a href="mailto:jamie.jefferson@ourhomes.ca">jamie.jefferson@ourhomes.ca</a>
<b>ART</b>	<b>MANAGING DIRECTOR, OPERATIONS</b> Georgette McCulloch
<b>ART DIRECTOR</b> Tara Chattell	<b>ACCOUNT EXECUTIVE &amp; DIRECTOR OF DISTRIBUTION</b> Lisa Ormsby
<b>ASSOCIATE ART DIRECTORS</b> Sheila Britton, Robynne Sangiuliano	<b>BUSINESS DEVELOPMENT</b> Kelly Craig
<b>DIRECTOR OF PHOTOGRAPHY</b> Jason Hartog	<b>ACCOUNTING</b> Tyler Annette

**CONTRIBUTORS**  
Larry Arnal, Michelle Berwick, Sheila Britton, Nigel Eves, Lori Franczyk,  
Walter Franczyk, Jason Hartog, Sandy MacKay, Georgette McCulloch,  
Jenelle McCulloch, Tamarisk McNalty Stephens, Melanie Rekola,  
Lynne Richardson, Erin Rochon, Clint Spalding, Jules Torti

**Advertisements and the content**, including photos, of advertisements published within OUR HOMES magazine are supplied solely by the advertiser and neither the publisher nor OUR HOMES Media Group Inc. accept responsibility for opinions expressed in advertisements or for copyright issues with regards to photos, advertising copy and advertisements, nor shall they be held liable thereby. By act of reading this publication, all advertisers and readers agree to indemnify and hold harmless both OUR HOMES Media Group Inc., and the publisher thereby. Copyright ©2021 OUR HOMES Media Group Inc. All rights reserved. Reproduction without permission is prohibited.

**OUR HOMES CAN BE FOUND IN THE FOLLOWING MARKETS:**  
• Barrie/Orillia/Midland • Grey Bruce • London • Muskoka • Niagara  
• Oakville/Burlington/Mississauga/Hamilton • Ottawa • Peterborough  
• Southern Georgian Bay • Toronto & York Region  
• Wellington County/Orangeville/Caledon/Waterloo Region • Windsor



**TRACTORS • EXCAVATORS**  
**UTILITY VEHICLES • MOWERS**  
**PARTS & SERVICE**

**Kubota North**  
Kubota

*Serving Muskoka, Haliburton & Parry Sound*



**NEW EQUIPMENT SALES • FULL SERVICE SHOP • PICK-UP AND DELIVERY**

1677 Winhara Road, Gravenhurst • **705.645.1175** • [kubotanorth.com](http://kubotanorth.com)



Serving Muskoka, Parry Sound and the Islands of Georgian Bay for over 25 years.  
*We service ALL your electrical needs!*

**licensed electricians . certified generator installations**  
**new homes . cottages . renovations . upgrades . panel changes**

**CALL US TODAY 705.342.1866 | [coonselectrical@hotmail.com](mailto:coonselectrical@hotmail.com)**





PHOTO: LORI FRANCZYK

*It's been a summer like no other.*

**WHEN I WORKED AS A BARISTA** at an all-night espresso bar and café in Vancouver's west end, the club rush was always exhilarating. As bars emptied at closing time, people keen on keeping the night alive packed the café for a bite to eat and a choice of a dozen different espressos. Keeping calm, focused and efficient during the rush was challenging and lucrative. It felt great when it was over – the satisfaction of a job well done.

For people in the local homebuilding, renovation and decorating business, the rush that began last summer in the wake of the COVID epidemic hasn't let up. Staff at furniture stores saw it as soon as initial restrictions on retail store shopping eased. After weeks of isolating at home, many people, grown tired of their surroundings, yearned to refresh and brighten their homes with new things. Some city folk who migrated to cottages during the lockdown began renovating, turning summer places into year-round homes. Builders, already working at near capacity, struggled with disrupted supplies and deliveries along with staff shortages while facing more requests for their services. One tile installer we know has worked 18-hour days trying to catch up in the frenzy of building activity. A painting contractor, unable to hire enough local help, has applied to bring in 10 painters from the Philippines to help fulfill demand he hasn't been able to meet. Some flooring

specialists and cabinetmakers estimate their business has doubled.

There have been pleasant surprises. A home décor store sold 700 Muskoka chairs in just five weeks. Hundreds more chairs have been ordered. Many business owners have adapted remote and online commerce innovations that will last long beyond the health crisis.

Unlike a club rush, this flurry in home improvement won't end when everyone calls it a night and goes home to bed. There's no end in sight. When the crunch eases, even a little, let's hope everyone can pause and take satisfaction in a job well done.

*Walter Franczyk*

Walter Franczyk, *Managing Editor*  
walter.franczyk@ourhomes.ca

Follow us     
Subscriptions [subscribe@ourhomes.ca](mailto:subscribe@ourhomes.ca)

**online** Get more at [ourhomes.ca](https://ourhomes.ca)



### Exclusive Luxury Home - Casa Faro Azul, Costa Rica

Casa Faro Azul is a private luxury residence in Costa Rica perched at the edge of the rainforest on a small cliff above the Pacific Ocean on Faro Escondido, an exclusive community near Marina Los Sueños. This palace-like home was designed to make residents feel as if they are endlessly surrounded by picturesque scenery and breathtaking views of Costa Rica's Pacific Coast from its terraces and patios, hence its name "The Blue Lighthouse". 12,500 sq. ft. under nice high ceilings and refreshing central air conditioning, with additional 5,000 sq. ft. of balconies, decks, and patios with an enthralling décor that makes residents feel as though there's no boundary among themselves and the open breadths of Costa Rica's Pacific Coast combined with the common tropical environmental factors that are all part of a beautiful scenario.

**THIS UNIQUE LUXURY HOME  
AWAITS YOU IN THE MIDDLE OF  
PARADISE.**

Visitors will be assured of privacy and solitude, along with the Costa Rica Luxurious Lifestyles team's VIP concierge services, with a wide range of contemporary amenities.





# CONTENTS

## FALL 2021



28



82



34

### ON THE COVER

A Toronto couple renovates a Kennisis Lake cottage to make it their very own. Story, page 34.  
Photography by Sandy MacKay.

50



24



### LOCAL FEATURES

- 24 Style Picks** Making autumn and winter a pleasure indoors.
- 34 Feature Home** Owners give their new lake house a major makeover.
- 50 Spotlight** All manner of lights glow warmly and bright at Sound Interiors.
- 58 Feature Home** Designers perform an encore for a Muskoka homeowner.
- 70 People & Places** Local experts make heating and lighting look easy.
- 82 Home & Builder** Putting all the finishing touches on a Muldrew Lake cottage.

### DEPARTMENTS

- 18 Editor's Note**
- 22 Advice** Healthy Designs
- 28 Cooking At Home** Roasted Veggie Salad
- 30 Gardening** Colourful Fall Blooms
- 46 Birding** Flying South
- 48 Real Estate** Home Staging
- 52 Double Take** Bathing Beauty
- 54 Design Ideas** Decorating For Kids
- 66 Projects** Making Raffia Mirrors
- 74 In The Kitchen** Cookie Jars
- 78 Cooking At Home** PB & J Cookies
- 92 Good Taste** Pumpkin Pie Milkshake
- 94 Home Resource Directory**
- 96 Finishing Touch** Setting The Table

## STICKLEY®

In Walnut Grove, Stickley has combined flowing lines inspired by modern design with moments of sophisticated handwork that beautifully showcase the furniture maker's art.

The most successful modern collection in Stickley history!



Stickley Furniture  
& the Best Value in  
Handmade Mattresses

  
MARSHALL  
MATTRESS

  
sprout  
NATURAL. LIFE. STYLE.



Manderley   
FINE FURNITURE

545 Mount Pleasant Rd., Toronto, ON M4S 2M5  
416-486-3045  
www.manderleyfinefurniture.com

The Home of  
STICKLEY®





# building BIOLOGY

Designer **Tamarisk McNalty Stephens** explores the principles of Building Biology.

The discipline of Building Biology focuses on the relationship between the natural and built environments with the goal of creating greater harmony between the two. With nature as the guiding principle, building biologists integrate a holistic approach to the design, build and/or renovation of residential dwellings to provide as little disruption to the surrounding environment as possible – while creating healthy homes.



OFFICE OU / EVOLVE BUILDERS GROUP INC:  
Contemporary straw bale home

The Building Biology process also aims to ensure moisture content remains low in dwellings. Building Biology strongly recommends a historically derived mass-wall construction method such as earth, clay or straw for their natural ability to allow the flow of vapour molecules through the wall assembly. These natural materials have the innate ability to buffer large amounts of moisture, and the flow-through process is very slow, so accumulation from condensation is insignificant and does not deteriorate the building envelope. Known as “breathable walls,” they can provide stable temperature and humidity levels, producing a comfortable living environment. The walls themselves, finished directly with plaster or with wood over furring strips, provide insulation and eliminate the need for many synthetic materials, which can reduce exposure to volatile organic compounds (VOCs).



EVOLVE BUILDERS GROUP INC / HARVEST HOMES:  
Straw bale home construction

## OCCUPANT WELL-BEING

To improve indoor air quality, consider selecting low-toxin natural materials and finishes. Providing stable and welcoming air and surfaces can be accomplished through radiant heating methods such as passive solar techniques and the use of thermal mass (such as stone surrounding a fireplace that holds heat long after the fire has burned out). Ergonomics of the human body are also important when considering furniture selections, natural light, a colour palette inspired by the surrounding natural environment and acoustics to mitigate unwanted noise.

## ENVIRONMENTAL PROTECTION, SOCIAL RESPONSIBILITY AND ENERGY EFFICIENCY

The final tenet of Building Biology is the selection of materials and construction methods that promote health and well-being from the beginning of the process to the end. Care is taken to avoid materials that deplete natural resources or permit unsustainable harvesting practices along with life cycle costs of materials from an environmental and energy perspective. Buildings are designed in an energy-efficient manner to minimize energy consumption, provide water-saving features and power with renewable energy sources when viable. **OH**

The principles of Building Biology can be grouped into five main topics:

### SITE AND COMMUNITY DESIGN

The site and the placement of the dwelling should be free of health hazards (naturally occurring or human-made) and ensure occupants are not disturbed by pollution from air, soil, water, noise and electrical. The goal is to position dwellings in communities and developments that provide ample access to nature, sunshine and fresh air for families and individuals of all ages.

### ELECTROMAGNETIC RADIATION HEALTH

This is a topic that we’ve heard more and more about since the widespread introduction of wireless technologies. Many sources of electromagnetic radiation (EMR) exist, some human-made and others naturally occurring. Examples of sources include: electrical service, power lines, appliances, cell phone technology,



synthetic carpeting, drapery and textiles, components in building materials, steel in furnishings and currents in the earth. Building Biology attempts to integrate strategies to minimize exposure generated from inside or outside a building.

Here are some simple and easy things you can do at home to lower exposure: Use a landline and minimize cell phone usage; turn off WiFi when not in use and keep electrical devices away from your bed. Some people put their bedrooms on circuits that can easily be turned off at night.

### INDOOR AIR AND WATER QUALITY

A ventilation strategy is especially important in new construction. Although airtight homes are prized for their energy efficiency, the circulation of fresh air is crucial for a healthy indoor climate. This is achieved through the design and placement of windows and doors for ample natural ventilation as well as by installing a properly sized mechanical ventilation system.



**muskoka lakes  
CONSTRUCTION**

705.687.8370

**COTTAGES + BOATHOUSES**  
DESIGN - BUILD - RESTORATION

[muskokalakesconstruction.ca](http://muskokalakesconstruction.ca)





### Fireplace & Leisure Centre

Serving Parry Sound & Muskoka for 27 Years  
WETT Certified Staff

Fireplaces & Woodstoves  
Fireplace Accessories  
Beachcomber Hot Tubs

Quality Barbecue Grills  
Outdoor Kitchens  
Fire Pits, Rings & Tables



1.888.334.8693 | 705.746.6800 | [www.fplc.ca](http://www.fplc.ca) | 90 Oastler Park Drive, Seguin, ON





1

# FALL fashion

Another season for spending time indoors amid some favourite finds.

PHOTOGRAPHY  
WALTER FRANCZYK



2

1 **HUCKLEBERRY'S**

**Tofino Throws**  
Take the chill off autumn with a comfy throw, hand-crafted with Turkish cotton and lined with fleece from the Tofino Towel Company. Available in a range of soft colours and patterns, these blankets are perfect for the sofa, easy chair or bed.

14 Bay St., Parry Sound  
705.746.2799 | huckleberrys.ca

2 **TWIG**

**Cottage Lamps**  
These lanterns are a stunning combination of thick latticed wood and black metal. The rich, warm finish and solid construction make them standout accent pieces. This home décor and gift store carries cottage lifestyle home accessories and specialty gift items.

3137 Muskoka Rd. 169, Bala  
705.762.4812 | twigmuskoka.com

3 **RED DOOR**

**Décor**  
Locally crafted tiny birch bark canoes, plenty of pottery and an eclectic array of new and gently used home décor and accessories are available at this home furniture and consignment shop in the heart of Port Sydney.

668 Muskoka Rd. 10, Port Sydney  
705.224.4747 | facebook.com/RDcons

4 **GRAVENHURST HOME BUILDING CENTRE**

**Home Heat**  
A variety of contemporary Heat & Glo fireplaces will help keep your home or cottage toasty when the cool temperatures of fall and winter arrive. Wood-burning stoves and an array of fireplace tools, accessories and hardware are also available.

1111 Muskoka District Rd. 169, Gravenhurst  
705.687.2289 | hbcgravenhurst.ca

5 **MUSKOKA CUP CO.**

**Cottage Clean**  
Infused with blueberry and cranberry extracts, Cottage Clean hand dishwashing liquid is eco-friendly, septic safe and phosphate-free. This Canadian-made hydrosol is hand-distilled with Muskoka mineral water, and comes in 16 and 8 ounce sizes.

Shop online at muskokacupco.com

6 **RED CANOE GALLERY**

**Functional Art**  
A hand-turned bowl by John Van Kessel in black walnut and reclaimed-wood spice mills by Simply Rooted Woodshop are just a few of the unique and functional creations on display and for sale.

111 Medora St., Port Carling  
705.765.7474 | redcanoeogallery.com

Continued on page 26



3



4



5



6



7

### 7 TAYLOR CARPET ONE FLOOR & HOME

#### Floor Coverings

Choose from a wide selection of vinyl plank flooring, including Vienna, Tyra, Rockland and Rae. These long, wide boards are either 20 or 30-mil thick. Numerous other styles and colours are in stock. Carpeting, solid and engineered hardwood, as well as laminate, sheet vinyl and vinyl tiles are also available.

30 Cairns Cres., Huntsville  
705.789.9259 | [taylorcarpetonehuntsville.com](http://taylorcarpetonehuntsville.com)

### 8 THE LINEN CLOSET

#### Cleaners

A complete line of Attitude products, including hypoallergenic, fragrance-free laundry detergent, foaming hand soap and all-purpose cleaners, have arrived at this bedding and home décor shop that specializes in high-quality, naturally sourced fibres including cotton, bamboo, linen, hemp and jute.

26 William St., Parry Sound  
705.746.0085 | [thelinenclset.ca](http://thelinenclset.ca)

### 9 RIVERVIEW FURNITURE & FLOORING

#### Natural Selection

Black bears, caribou and fish inhabit the look of this Riverview pine live-edge sofa, matching chair and ottoman – all part of the popular Cottage Theme Collection. Furnishings, flooring and blinds in a variety of styles for every room of the home or cottage are also available, as are appliances and custom designs.

94 Bobcaygeon Rd., Minden  
705.286.3167 | [riverview-furniture.com](http://riverview-furniture.com) OH

8



9

**WP**  
EST. 1995

*Wearing & Parrott*

**YOUR REAL ESTATE PARTNERS**

**RICK WEARING**  
BA, MVA-RESIDENTIAL, BROKER  
705-783-6544

**SANDRA PARROTT**  
LL.B, SALES REPRESENTATIVE  
705-783-4323

**ROYAL LEPAGE**  
Lakes of Muskoka Realty  
Brokerage, Independently Owned & Operated

**WearingParrott.com**  
info@WearingParrott.com  
100-395 Centre Street North • Huntsville, ON P1H 2P5



**LISTED AND SOLD OVER LIST IN 4 DAYS! — LISTED @ \$1,985,000.00**

This rare opportunity is now gone! Here was your chance to secure one of the premier units at Huntsville's new luxurious enclave of executive condominium residences, The Waterfront at Grandview, nestled on the shores of Fairy Lake. Superb top floor corner unit provides breathtaking south-western panoramic views of the lake & hillsides.



**HUNTSVILLE / MUSKOKA RIVER BEAUTY — \$2,600,000**

Don't let life pass you by; it is meant to be enjoyed! There is a lot of livability in this spectacular home or cottage with room for three generations! Located in a quiet cul-de-sac, this large level private lot leads to a gorgeous waterfront area on the Muskoka River. Shown with pride, seasoned with love & care, this is truly an extraordinary home!  
Price: \$2,600,000 | MLS number: 40158958



Milestone Custom Construction is more than just a builder – contact us today to find out about the other fine services we offer.

CUSTOM BUILDS • RENOVATIONS  
HOME ADDITIONS • OUTDOOR LIVING SPACES



DESIGNED & BUILT FOR WHAT YOU LOVE

YOUR NEW HOME AWAITS

705.333.0396 / [milestonecc@rogers.com](mailto:milestonecc@rogers.com) / [www.milestonecc.com](http://www.milestonecc.com) / @milestone.cc



cooking at home

# WARM ROASTED ROOT-VEGGIE Salad

RECIPE AND  
PHOTOGRAPHY  
**JENELLE  
MCCULLOCH**



**online**

Get more recipes at [ourhomes.ca/blogrecipes](https://ourhomes.ca/blogrecipes)



## INGREDIENTS

**Serves 4**

### SALAD

Root vegetables such as beets, carrots, radishes and onions

Olive oil

1 Tbsp allspice

1 cup farro

Feta cheese, to garnish

Pumpkin seeds, to garnish

### DRESSING

¼ cup olive oil

2 Tbsp balsamic vinegar

2 Tbsp honey

½ tsp each salt and pepper

## DIRECTIONS

Preheat oven to 400°F.

Clean vegetables and cut into similar sizes.

Toss with olive oil, allspice, salt and pepper.

Place on a baking sheet and roast for 25-30 minutes, adjusting the time to the size of your vegetables, until cooked through.

Meanwhile, cook farro to package directions.

To assemble, toss warm farro with a drizzle of dressing and place on a serving plate.

Top with warm roasted vegetables and remaining dressing.

Garnish with feta cheese and pumpkin seeds. **OH**

Visit your local market or farm for the freshest ingredients to make this simple, rustic and warm roasted root-vegetable salad. The veggies sit atop a bed of farro, an ancient grain packed with protein and fibre.



**DOWNSVIEW  
KITCHENS**  
AND FINE CUSTOM CABINETRY

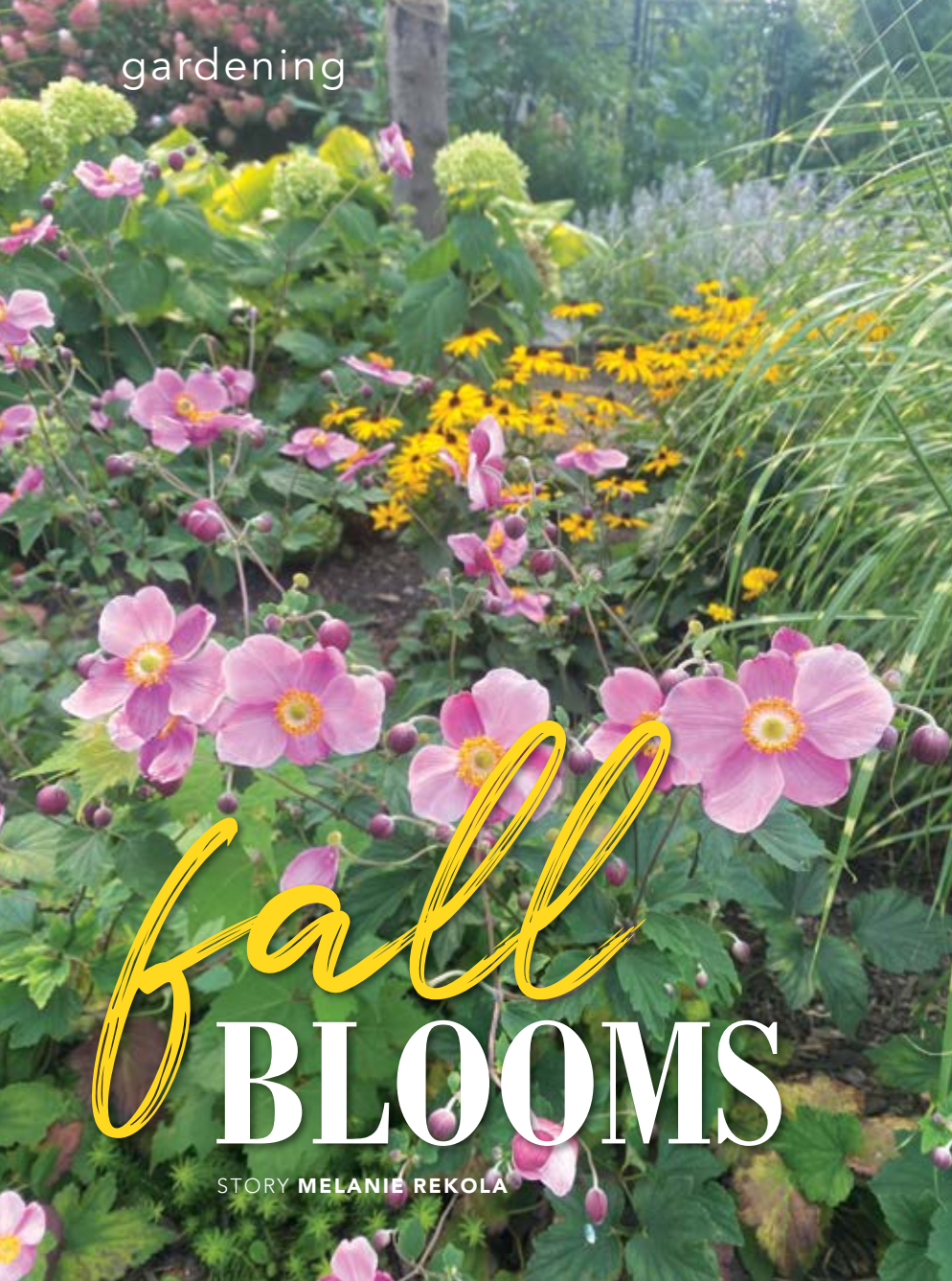


Visit our website: [www.downsviewkitchens.com](https://www.downsviewkitchens.com)



The Downsview cabinetry collection is custom crafted in North America and available through select kitchen design showrooms  
**DOWNSVIEW KITCHENS 2635 RENA ROAD, MISSISSAUGA, ON PHONE (905) 677-9354**





# fall BLOOMS

STORY MELANIE REKOLA

When we think of fall gardens, many of us often imagine ornamental grasses, the changing colour of leaves and perhaps some berries. Of course these are part of the beautiful autumn season but garden flowers should not be forgotten! Add some spice to your blooming borders and keep your flower show going right up until frost with these beauties.



## NEW ENGLAND ASTER (SYMPHYOTRICHUM NOVAE-ANGLIAE)

One of the first fall flowers that comes to mind, New England asters are the backbone of many attractive fall borders. These reliable, native perennials form dense, fluffy mounds of white, purple, pink or blue flowers. Growing between 36 and 72 inches and requiring moist soil and part shade to sun, they're also extremely attractive to butterflies, particularly hungry monarchs looking for a meal along their fall migration path.



## DENIM 'N LACE RUSSIAN SAGE (PEROVSKIA ATRIPLICIFOLIA)

The distinctive, lacy flower spikes of Russian sage can last for weeks, typically blooming at the end of the summer to early fall. I prefer this smaller 36-inch variety as it doesn't require staking. The beautiful amethyst-coloured blooms begin slowly, and the flower colour gets more brilliant as the small blooms fully open. Mass planting is the best way to enjoy its frothy purple spikes, and it needs full sun and well-draining soil to look its best. It is yet another pollinator favourite. You may be noticing a theme here.

*Continued on page 32*



DESIGN  
YOUR  
DREAM

**LAKE SIDE**  
ARCHITECTURE INC.

Exclusively dedicated  
to the design of  
custom homes, cottages  
and boathouses.



James C. Pitropov, Principal Architect, OAA  
647-226-9860 • pitropov\_architecture@sympatico.ca

[www.lakesidearchitecture.ca](http://www.lakesidearchitecture.ca)

**SHOP OUR  
ONLINE STORE**  
[shop.prattslawncare.com](http://shop.prattslawncare.com)

LANDSCAPE • GARDENING • PROPERTY MAINTENANCE

**Christmas  
MARKET**  
November  
18-21

3233 Muskoka Rd 169, Bala  
705.762.5623  
[www.prattslawncare.com](http://www.prattslawncare.com)

# LEAFOUT

GUTTER SHIELDS

## CLOGGED GUTTERS CAUSE:

- WOOD ROT
- INSECT INFESTATION
- CRACKED FOUNDATIONS
- SNOW AND ICE DAMAGE

**PROTECTS YOUR HOME FROM WATER  
DAMAGE & COSTLY REPAIRS!**

## Why take the chance?



**PREVENT  
LADDER  
FALLS!!**

**CALL TODAY & SAVE - FREE ESTIMATES**  
**1-705-725-4199 LEAFOUT.CA**





gardening



JAPANESE ANEMONE  
(ANEMONE X HYBRIDA)

Elegant Japanese anemone blossoms are a welcome treat to the late summer and fall garden. With pretty leaves and blossoms borne on tall, slender stems, the showy pink or white flowers come in abundance once the plant has had some years to establish. It’s elegant in every stage – from tight round buds to spherical seed heads – and deserves a prominent place in the garden. Plant it in part shade to sun and give it enough moisture and you won’t be disappointed. Like many of the other fall-blooming perennials, this one is also known to attract butterflies.



JOE-PYE WEED  
(EUTROCHIUM PURPUREUM)

Perennials don’t get much tougher than Joe-Pye weed. This tall and rugged native Ontario plant can reach up to a towering seven feet, though there are some dwarf varieties including Baby Joe available. It can spread aggressively, so be mindful where you plant it. It produces handsome burgundy-green foliage and has large, showy heads of whitish-purple flowers in the late summer and fall. Butterflies and bees love these nectar-rich flowers.



BLACK-EYED SUSAN  
(RUDBECKIA HIRTA)

Likely one of the most popular wildflowers grown, native black-eyed Susans are a showstopper with their bright golden-yellow aura. These happy, daisy-like flower heads grow to about 36 inches, are drought-tolerant and require full sun. A very low-maintenance native perennial whose blooms make a long-lasting cut flower, these are also an excellent food flower for many hungry garden pollinators.



TOAD LILY  
(TRICYRTIS HIRTA)

Unique and delicate, common toad lily blossoms appear much later than most other shade-loving plants. Reaching 24 to 36 inches, these upright, intricate, orchid-like and speckled flowers will stop you in your tracks. There aren’t many plants that flower like these in shady situations. If you have a shade garden and need some fall flowers, this is the plant for you!



STONECROP / SEDUM

These rugged plants are virtually indestructible and come in a wide variety of shapes, sizes and colours. Sedums have fleshy foliage that make them super drought tolerant. Plant them in a sunny spot and stand back in awe. It’s the taller, upright varieties (growing 24 to 36 inches tall) that produce large flat heads of pink or red flowers through the late summer and fall. The nectar-rich blossoms attract all sorts of bees, butterflies and bird species. Some commonly seen fall-blooming varieties are sedum Autumn Joy and sedum Matrona but new varieties are popping up every year.



NIPPON DAISY  
(NIPPONANTHEMUM NIPPONICUM)

Sometimes called Montauk daisy, Nippon daisy is well-known for its late-season explosion of perky, white flowers. It grows from 18 to 36 inches and thrives in full sun. Nippon daisy blooms from August to frost as both the leaves and flowers are frost tolerant. The nectar-rich blooms will also lure colourful butterflies to your garden.

Most of these gorgeous, autumn-blooming lovelies are food-flowers for bees, butterflies and other pollinators. Isn’t Mother Nature so clever, making these plants flower at exactly the time when many pollinators need them? Of course gardens are beautiful to look at but they are so much more than just good looks to a host of other creatures. Gardens are in fact beautiful, blooming ecosystems! **OH**

Melanie is a certified horticulturist and landscape designer.



Parry Sound  
insurance brokers ltd.

Muskoka  
insurance brokers ltd.

specializing in  
WATERFRONT PROPERTIES  
ISLAND TO MAINLAND

Proudly Representing WEST WAWANOSH  
MUTUAL INSURANCE COMPANY

705-746-2725 | parrysoundinsurance.com | dave@parrysoundinsurance.com  
705-687-6606 | muskokainsurancebrokers.com | stephen@muskokains.com  
705-789-4222 | parrysoundinsurance.com | ron@mollerinsurance.com





# Escape TO THE LAKE

STORY  
WALTER FRANCZYK  
PHOTOGRAPHY  
SANDY MACKAY

Stepping into their lakehouse feels like a welcoming embrace for Lynda and Peter Henry. “Once we walk through the door we feel we’re where we should be,” Lynda says. The couple moved into their eight-bedroom cottage on Kennisis Lake last fall and have spent nine months redecorating and furnishing its 8,500 square feet of living space. “It now feels like our cottage,” says Lynda.

*Continued on page 36*



**LEFT:** A combination of stone, wood and glass creates the majestic look of Peter and Lynda Henry’s cottage on Kennisis Lake. **TOP RIGHT:** Positioning the lakehouse, built in 2009, was all about the view. **ABOVE:** A lakeside firepit makes a welcoming evening gathering place. **RIGHT:** Muskoka chairs sit atop a new dock, built by The Dock Shop’s Carson MacDonald.





**RIGHT:** A timber arch on stone pillars towers over the main entrance. **BELOW:** The Henrys describe the great-room fireplace, which ascends from the home's ground level, as a work of art. **BOTTOM RIGHT:** Made from an old wooden beam, a chest in the foyer is one of Lynda's favourite pieces of furniture. **OPPOSITE:** The vaulted pine ceiling in the great room frames a wall of windows overlooking the lake.



For 12 years, the Henrys had a Haliburton cottage on nearby Little Redstone Lake. When the COVID pandemic hit 18 months ago, they began spending more time at their place on Redstone, away from their home in Toronto. "Little did we know how long we would be there and we loved it," Lynda says. "It was a good excuse for us to work remotely and be up north in beautiful Haliburton."

Needing more space for their growing family, they heard from a friend about a cottage for sale on 4.5 acres of land with nearly 1,000 feet of waterfront. "We had a look at it and fell in love," Lynda says. Designed by **Hunt Design Associates Inc.**, the lakehouse was built in 2009 by two brothers and shared by their families. On the main floor, it has two matching primary bedrooms with large en suites. The bedrooms bookend a living space that holds an all-season Haliburton room, great room and kitchen. There are four bedrooms upstairs and two more on the ground floor.

The commanding view of Kennis Lake immediately caught the Henrys' attention. "It's a beautiful piece of property," Lynda says. "Every room looks out on the lake, which is spectacular. You will never get

*Continued on page 39*



**"ONCE WE WALK THROUGH THE DOOR WE FEEL WE'RE WHERE WE SHOULD BE."**  
— Lynda Henry





***“WE WENT WITH MORE EARTH TONES TO NEUTRALIZE A BIT OF THE PINE AND ACCENTUATE IT IN A POSITIVE WAY.”***

***– Tary Roossien***



A wrought iron chandelier hovers over the quartz-topped kitchen island. New seeded glass pendant lamps illuminate the sink and counter. **OPPOSITE, TOP:** The glass-lined front deck offers comfortable seating spots in a couple of vantage points. **LEFT:** Upholstered chairs from Urban Rustic Living flank a dining table that can expand to seat 20 people.

tired of it.” Peter found aspects of the cottage design, a combination of stone and wood, with a generous application of interior pine woodwork, appealing. “They were very creative in how they used materials and the construction of the two-storey fireplace is a piece of art,” he says. “When you look at the cottage from the lake, it complements the property.”

The original owners and builders did an amazing job and paid great attention to detail, Lynda says. “When it was built, it was built well,” she says. “You could tell there was so much thought that went into the design and love into the build that it wasn’t necessary to do any renovations,” she says. The Henrys wanted to personalize the

cottage and knew they couldn’t do it on their own. They turned to **Tary Roossien** and her design team at **Urban Rustic Living**. “From the first meeting with Tary and her team, we knew it was going to be a good fit,” Lynda says.

The designers helped the couple pick paint colours and every room was repainted. “We kept some of the furniture but we were able to find good homes for a lot of it,” Lynda says. A dining table that expands to seat 20 people is one of the original furnishings they kept. “Tary and her team were able to help us with furniture selection and lighting and hardware for the kitchen. That is how we ended up putting our own touch on the cottage.” *Continued on page 41*





**ABOVE:** A large coffee table, finished in a beach tone, anchors the great room's seating area with its sectional sofa and armchairs from Urban Rustic Living. **BELOW LEFT:** With the window open in this roomy en suite, it feels like you're having a shower outside, says Lynda. **BELOW RIGHT:** One of two matching primary bedrooms on the ground floor has a walkout to the deck. **OPPOSITE, TOP:** A gas fireplace helps warm a second primary bedroom on the main floor. **TOP RIGHT:** Rich in wood finishes, a long hallway connects the ground floor living spaces. **BOTTOM:** Each primary en suite is furnished with a tub and large shower.



**“EVERY ROOM  
LOOKS OUT  
ON THE LAKE,  
WHICH IS  
SPECTACULAR.  
YOU WILL  
NEVER GET  
TIRED OF IT.”**  
– Lynda



Changes put new, wrought-iron style light fixtures in the kitchen, where cabinet pulls were switched to black hardware to match the lights. New dining room chairs, new armchairs, sofas and tables furnish the great room. Urban Rustic Living supplied furniture for the two primary bedrooms and a few other bedrooms. The restyling worked wonders. “They did such a great job. They captured who Peter and I are so well,” Lynda says.

“The cottage has beautiful bones, which made a great canvas for Lynda and Peter to personalize with new furnishings. The goal was to keep it warm and welcoming,” says Tary. “The biggest transformation happened when the new paint was completed. Then came the wooden furnishings in a beach tone, with cream-coloured sofas and striped, grey armchairs all complementing the pine baseboards, trim, doors and ceilings,” she says. “We went with more earth tones to neutralize a bit of the pine and accentuate it in a positive way.”

Peter, the founder of Proteus Performance Management, an investment and governance consulting firm in Toronto, sold his business to Hub International in 2018. Peter continues to work with Hub and is able to work remotely using Starlink, the satellite internet service developed by Elon Musk’s SpaceX. His favourite workspace is the Haliburton room.

*Continued on page 42*





“I can just go into the Haliburton room with my laptop,” he says. “It’s a cosy room with the fireplace on cool days, and you can go right out onto the deck on warm days from that room.”

A landscape painter, Lynda has been inspired by the new cottage and her paintings adorn walls throughout the home. Her studio in a sitting room on the top floor has grown to encroach on adjoining rooms with canvases and paint. “I’ve been painting a lot. I think for me painting has been a saving grace throughout COVID. I have so much joy

when I paint,” she says. “I’ve been very fortunate.”

Photography by **Dana McMullen**, owner of the fine art gallery **EvergreenCSD**, augments Lynda’s art. The couple also have many pieces from the **Oxtongue Craft Cabin & Gallery**. “We like to support local artists,” Lynda says.

The Henrys enlisted **Carson MacDonald**, owner of **The Dock Shop**, to build a new jetty for their boats and personal watercraft. **Hawk River Construction** refurbished the gravel driveway.

*Continued on page 44*



**TOP LEFT:** Lynda’s acrylic landscape paintings adorn walls and prominent places throughout the cottage. **TOP RIGHT:** The all-season Haliburton room is one of Peter’s favourite work locations in the lakehouse. **LEFT:** Above the great room, a catwalk leads to four upstairs bedrooms and sitting areas. **RIGHT:** In this upstairs bedroom, the Henrys brought their Little Redstone Lake sign to its new home on Kennis Lake.



FURNITURE

LIGHTING

HOME DÉCOR



URBANRUSTIC-LIVING.COM | 705.788.2612  
THELIGHTHOUSEMUSKOKA.COM  
15 MAIN STREET WEST | HUNTSVILLE, ON





## feature



During their first winter at the lakehouse, the family made a skating rink on the lake. They enjoyed snowshoeing, walking and snowmobiling. In summer, aboard boats, paddleboards and kayaks, they've explored about 75 per cent of the lake .

Their new place at the lake is big, but it's cosy, says Lynda, "It's given us a lot of space to be able to be together." They look forward to the time when cottage life returns to normal. "We'll be able to share it with our friends and family." **OH**



**CLOCKWISE FROM TOP LEFT:** An oak staircase with black metal balusters connects all three levels of the cottage. A double-sided fireplace glows in the large ground-floor family room as well as the adjoining billiards room. A wooden headboard in a starburst pattern complements this bedroom's pine trim and ceiling.




MATTRESSES *of muskoka*

Your Home and Cottage Mattress Centre

MUSKOKA  
CURATED COLLECTION  
by Marshall Mattress

THE LARGEST SELECTION OF IN-STOCK  
MATTRESSES IN MUSKOKA

6 Monica Lane, Bracebridge  
705.646.2557  
mattressesofmuskoka.com



**CUSTOM DOCKS & DECKS**  
• Dock Storage • Dock & Deck Repair  
• Ramps & Railings  
**705-306-0090 • thedockshop.net**  
 carson@thedockshop.net

LOCKSIDE  
TRADING COMPANY

Furniture • Home Decor

Lighting • Giftware

Window Treatments

Interior Design  
Residential & Commercial

www.lockside.com

Young's Point  
2805 River Ave  
shop@lockside.com  
1-888-714-0484

Haliburton  
212 Highland St.  
haliburton@lockside.com  
1-705-457-5280





Sandhill cranes

PHOTO: NIGE LEVES

# AUTUMN’S AVIAN ACTION

## FADING INTO FALL

STORY **LYNNE RICHARDSON**

The crazy, hazy, not-so-lazy days of summer living are fading away, as are the hectic activities we pack into our short but sweet vacations. On the bird front, things are winding down as well. Some of us feel the urge to go south – the birds feel it too. But preparations are necessary, for us and the birds.

This is the time of year many birds disappear from your backyards, but they’re not necessarily gone from the area. They need to lay low for a bit while they undergo a post-breeding moult of their now well-worn summer plumage in exchange for a new fall coat of feathers, fresh and strong for migration.

Fall is the time when birds of a feather flock together. As they prepare for their journey south, they instinctively know there’s safety in numbers. You may start to notice hundreds of birds congregating, gathering on lines – or staging as ornithologists call it – in one area or another. These get-togethers can make for some captivating fall birdwatching.

### MAGICAL MURMURATIONS

First up is the often much-maligned starling. However you feel about these ubiquitous birds, starlings are the darlings of the sky in the fall. Hundreds come together pre-dusk and put on a spectacular air show known as a murmuration. The birds fly tightly together, creating balloons, blobs, whales and other shapes in the sky as they undulate fluidly through the air. Watching the murmurations is mesmerizing, as is their final dive down into their roost with a wonderful whoosh of their wings. You’ll never diss a starling again after witnessing one of these exquisite performances. You can catch this awesome avian action each fall evening if you keep your eyes to the skies and peeled for flocks, or if you know of a roost site in woodlots or thick brushy areas, often in or near towns.



Starlings

PHOTO: HENK BOGAARD

### SWIRLING SWIFTS

In towns across much of Ontario the chimney swift – a compact little brown bird affectionately referred to as a “cigar with wings” – provides more evening entertainment. True to their name, these aerial insectivores nest in chimneys. Come fall, hundreds congregate over old buildings in the evening hours to swirl and twitter before diving en masse into a choice chimney for their nightly roost. The chimneys they choose are often those on our grand old century homes and buildings, enabling swift watchers to have an architectural as well as an avian experience. Nightly swift watches, which contribute scientific data to bird biologists, have become a thing in some towns, and these sweet birds need our help as, unfortunately for them, fewer and fewer suitable chimneys exist on our modern builds.

### SWAMP SURPRISES

Out in the wetlands, yet another fall show is taking place. Great egrets – tall, elegant white waders with gorgeous breeding plumes – have increasingly graced us with their presence. In recent years their breeding range has extended north to the off-shore islands of Georgian Bay and Lake Huron. They’re usually seen in singles during summer as they wander far and wide to forage for food. But in the fall, they fly in from all directions to wooded swamps at dusk, to roost safely for the night. It’s a sight to behold in the soft twilight over a quiet swamp. These roosts are few and far between, so if you do come across one, you’re in for an ethereal experience!



PHOTO: NIGE LEVES

Great egrets



PHOTO: LYNNE RICHARDSON

### A SIEGE OF SANDHILLS

Finally, we can’t forget our fields. They hold autumn wildlife wonders as well. Sandhill cranes, of elaborate courtship-dancing fame, have spread throughout Ontario in recent years. In the summer they are largely inconspicuous with their cryptic colouring as they keep to the wetlands to raise their young. But come fall, they congregate and take to harvested grain fields to glean through the chaff and stubble to bulk up for their late-fall migration. They can be seen by the twenties, fifties and even many hundreds in a field near you. But you need to give these fields a good look, as they can be hard to see despite their size. And keep your ears open, too. Cranes have very loud, far-reaching, distinctive, primitive, guttural calls – providing you with a strange musical, as well as a visual, treat. Plus, they don’t save their famous fancy dance moves just for the springtime; sit and watch a while and you may get a sneak preview.

So don’t lament those lovely summer days with an abundance of birds in your backyard. Get out, look up, look around and discover these wonderful fall phenomena of the avian kind. **OH**





# SELLING? YOU CAN'T AFFORD NOT TO STAGE YOUR HOME

When Allison Ross of Across Ottawa Home Staging started her business a decade ago, staging for resale was a hard sell.

STORY **GEORGETTE MCCULLOCH** | ILLUSTRATIONS **SHEILA BRITTON**

**"CLIENTS COULDN'T UNDERSTAND** why they would possibly spend money when they were selling, not staying," she says. "Now, everyone clearly sees the value in home staging and we have been busier than ever."

It's no secret that most buyers want a move-in-ready home – a home that looks like reveal day after a major renovation on an HGTV show. Homebuyers are smart. They have a list of must-haves and if a seller hasn't bothered to clean, declutter and paint the walls the latest colour, they will move on to the next listing on realtor.ca.

Leasa Wright, staging course instructor at Sheridan College, agrees. "Buyers want to purchase a home turnkey and do as little work as possible to move in," she says. "If they see a home that looks like it needs any type of work, all they see is money, effort and time spent getting the home the way they want it."

There's more in it for sellers than just making their homes look good. Home staging also helps to increase the final sale price of a property and reduces the length of time on the market.

Nicole Schenk is the Ottawa chapter president of the Real Estate Staging Association (RESA). She says statistics prove staged homes sell faster and sell over asking price. "In a 2020 study completed by RESA, they found 85 per cent of homes staged sold between five and 23 per cent over list," says Nicole. "On an average investment of one per cent, 75 per cent of sellers saw a return on investment of between five and 15 per cent over ask."

Staging today is big business and Leasa has seen an increase in the number of people interested in learning the trade. "Student numbers have substantially increased over this past year," she says. "The market for buying and selling has been booming and home staging plays a big part of that. There is a much higher emphasis on design and function of space trending in the home market. The fact remains, only a small percentage of us can envision the potential of a home, leaving most unable to imagine what a home could look like if it was cleaned and decluttered."



The pandemic has changed the way buyers look at homes for sale. Buyers cruise the internet looking for homes that tick all their boxes. First impressions matter and if a home isn't beautiful inside and out, it's not worth an on-site visit.

"COVID has affected the market in unprecedented ways," says Nicole. "While it has been a sellers' market with homes selling just as soon as they hit the market, staging has had a remarkable effect on the price. Earlier this year a home I staged sold for \$130,000 more than a comparable unstaged listing. Both homes were in the same area, with similar features and same asking price."



*So what exactly does a stager do? Leasa teaches six essential principles of home staging:*

- **Depersonalize so people can envision themselves in the space**
- **Highlight the home's features and architectural details**
- **Enhance curb appeal to get people in the door**
- **Complete home improvements and repairs, update fixtures**
- **Declutter to create space**
- **Neutralize colour palettes and generalize décor to appeal to more viewers**

"We cover so much in our curriculum from what an ideal floor plan would look like, to what colour palettes work best, how to partner with a trusted team (including trades and real estate agents), how to budget and build your staging inventory from the ground up," Leasa explains. **OH**



Sales . Installation . Service

**KNOWLES PLUMBING**  
Muskoka's Bath & Plumbing Centre

BATH & KITCHEN SHOWROOM  
Serving all of Muskoka

279 Manitoba Street, Bracebridge  
705.645.2671 • KnowlesPlumbing.com

@KnowlesPlumbing

*Nationally Ranked  
Waterfront Team*  
(Ranked #58 out of 18,300 for GCI sales  
Royal LePage Realtors across Canada, 2020)

**MICHAEL & HEATHER CORY**  
SALES REPRESENTATIVE & BROKER  
DIRECT/TEXT: 705.345.1884  
**#1 TEAM 2015, 2016, 2017, 2018, 2019, 2020**  
FOR ROYAL LEPAGE IN TOUCH REALTY INC.  
BROKERAGE INDEPENDENTLY OWNED & OPERATED.  
ALL OFFICES INCLUDING MIDLAND, PORT SEVERN,  
COLDWATER, HONEY HARBOUR & MACTIER.

Helping you is what we do.  
**THE COTTAGE SHACK**   
ROYAL LEPAGE **SHACK.COM**  
CONTACT US AT 1.844.310.CORY (2679)





Tracey Sitts

STORY & PHOTOS  
WALTER FRANCZYK

# Let there BE LIGHT

## THE PLACE

In its seventh year of business, **Sound Interiors** is now home in a large new store in the Parry Sound Mall. A wide-open space with high ceilings and plenty of room for displays, the modern location offers easy access, spacious shopping and lots of parking. “We specialize in lighting, window coverings and Sansin stain – an Ontario-made product,” says owner Tracey Sitts, who studied interior design at Fanshawe College. “I try to bring in unique lighting and décor items, made as locally as possible; things you wouldn’t find in a box store.”

## STYLE

Lighting styles range from rustic antler chandeliers, animal motifs and vintage industrial, to ultra-modern illumination and everything in between, including contemporary and transitional genres. There are sleek, energy-efficient LED chandeliers, traditional crystal and lights with bling. The store carries Cottage Paint for furniture finishing and other home projects.

## SERVICES

Sound Interiors helps create complete lighting packages for new homes, cottages or renovations. “We work with individual customers and builders from the planning stage to wiring, layout and putting the packages together,” Tracey says. Whole-home decorating is also available. In-store services include colour-matching for wood stains and a shop-at-home service for window coverings, measurements and installation. Due to COVID restrictions, many of the store’s suppliers offer drop-shipping. “If that’s not available, we will ship to you.”



## TRENDS

“Vintage industrial is very popular.” Very clean, black-and-gold lighting and décor is also trending. “This is a unique area so we have quite a variety of styles,” Tracey says. The store caters to local homeowners and cottagers in equal numbers. “Over the last year we’ve seen a lot of cottages renovated into full-time homes so lighting is being upgraded to meet a home standard, as opposed to a cottage standard.” **OH**



## Get there

70 Joseph St., Unit 500-C, Parry Sound  
705.771.9414 | [soundinteriors.ca](http://soundinteriors.ca)



double take

# bespoke BATHROOM

RECREATE THIS LOOK  
IN YOUR OWN HOME.

PHOTO: JASON HARTOG



1. **GENERATION LIGHTING:** Southold Medium Lantern in Burnished Brass 2. **OLYMPIA TILE:** White Marble/Grey Diamond Tile 3. **OLYMPIA TILE:** Calacatta Manhattan Tile 4. **VICTORIA + ALBERT:** Tombolo 10 Bathtub Rack in Oak 5. **BOUCLAIR:** Artificial Floor Plant in Wooden Pot 6. **ELK HOME:** Natural Teak Slab Bar Table 7. **VICTORIA + ALBERT:** Toulouse 1500 Freestanding Soaking Bathtub in Gloss White 8. **ROHL:** Eclissi Single Hole Floor Mount Tub Filler in Matte Black 9. **BERNHARDT:** Silhouette 307-549 Side Chair **OH**



**PSC**  
**PETER SMITH CONSTRUCTION**  
CUSTOM HOMES & COTTAGES  
GENERAL CONTRACTOR  
**705-787-7770**  
www.petersmithconstruction.ca

PLUMB | SQUARE | CUSTOM

19 Bickley Country Drive, Huntsville, ON P1H 1Y4



VISIT OUR NEW BARRIE SHOWROOM



**TRANS CANADA**  
**WOOD PRODUCTS LTD.**  
Public Welcome!  
lumber store

LUMBER SPECIALTIES  
POST & BEAM TIMBERS • DECKING • FENCING  
FLOORING • FRAMING • INTERIOR PANELING

705.721.1116  
Showroom: 684 Veteran's Drive Unit 3, Barrie  
Lumber Yard: 7735 County Road 27, Barrie  
P.O. Box 7189, Innisfil, ON L9S 1L0  
www.transcanadagroup.on.ca





# ROOM to GROW



STORY **MICHELLE BERWICK**  
PHOTOGRAPHY **LARRY ARNAL**

The return of childhood: Prior to March 2020, our kids were being pushed to their limits. Full-time school, homework and tutoring after school, sports, music lessons, martial arts, birthday parties every weekend. Bam! The pandemic hit. Finding ourselves at home for weeks at a time, the need for whimsy and daydreaming became a thing again. So we're back to creating spaces for fun and creativity at home. Their bedrooms are a great place to start. Here are some of our favourite whimsical kids' rooms.



Pretty  
in Pink

A bedroom that is just as bright and special as the little one who gets to call either one of these spaces their own.

Continued on page 56

**CORDELL**  
**CORDELL CARPET**  
*more than just carpet*

Hunter Douglas Custom Window Coverings  
Benjamin Moore Paint . Ceramic . Porcelain . Natural Stone . Tile  
Hardwood . Laminate . Vinyl . Luxury Vinyl Plank Flooring  
Professional Installation . Free Estimates

25 Hops Drive, Beer Store Plaza,  
Haliburton ON  
cordellcarpet@bellnet.ca  
cordellcarpet.ca 705.457.2022

**Benjamin Moore**  
HunterDouglas

**MADE IN CANADA**  
**MODERN RUSTIC BUNK BEDS**  
PERFECT FOR YOUR COTTAGE OR CHALET

**5 Star Review!**  
★★★★★  
"Best and most sturdy bunk we have ever owned. Thanks!"  
Jodi - Bala

**Log Furniture**  
AND MORE

**SHOP ONLINE**  
[www.logfurnitureandmore.ca](http://www.logfurnitureandmore.ca)

Shipped Directly to Your Home or Cottage.

Beds • Bunks • Dining Tables • Muskoka Chairs • Saunas  
Bedding • Lighting • Decor • Pool Tables • Hammocks  
[info@logfurnitureandmore.ca](mailto:info@logfurnitureandmore.ca) • 800.557.0985 x 2

**The Corner Cabinet**  
*Home Décor, Gifts & More!*

Home & Garden Accents  
Metal Art - Pottery  
Gifts For All Occasions  
Unusual Artisan Pieces  
from across Canada

3 Manitoba St., Bracebridge  
705-645-2810  
[www.cornercabinet.ca](http://www.cornercabinet.ca)

**READY PINE**

**Pre-finished tongue and groove panels.**

Ready Pine is the fast and convenient way to install your pre-finished tongue and groove pine for ceilings and walls.

**Pre-finished panels** **No more messes** **Easy installation**

**@readypine** (519) 669-8830  
[www.readypine.com](http://www.readypine.com)

Available at your local building supply store Proudly made in Canada

**INDOOR • OUTDOOR • LANDSCAPE**

**FULL SERVICE LIGHTING STORE**  
SALES • DESIGN  
CONSULTATION  
INSTALLATION  
*Décor*

See Our Website for Our Full List of Suppliers  
HINKLEY | MODERN FORMS | KICHLER | VISUAL COMFORT  
SAVOY HOUSE | KUZCO and more!

**Muskoka Lighting Company**

50 Howland Drive, Unit 2, Huntsville ON  
705.784.0676 [muskokalighting.com](http://muskokalighting.com)





A bedroom fit for two. Sharing a bedroom can be a struggle, but if this were my room I'd be happy to share it!



## Blue Heaven

This room is easy to accessorize with your child's favourite things. Blue is the perfect backdrop to add personality.



An outdoorsy mountain mural creates a serene and tranquil spot for growing up.

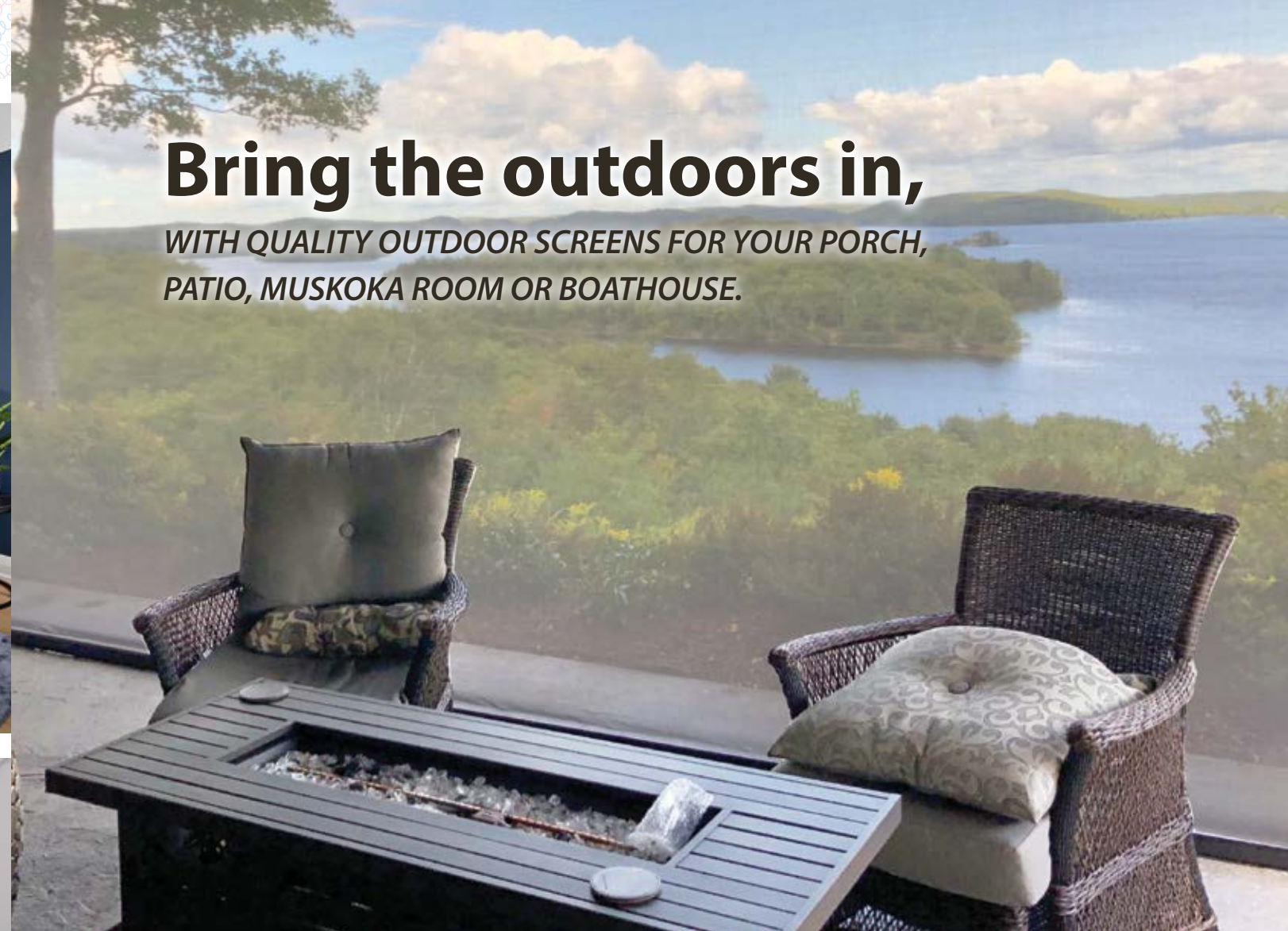
A themed element adds a personal touch. Here we brought a sophisticated nod to a nautical, cottage vibe through small accessories that can easily change out as tastes evolve.

You can have a ton of fun creating a special place for your little one to grow up. Playing with colours, textures, wall decals and décor will set the stage for creativity to run wild and dreams to become endless. **OH**

*Michelle Berwick is an award-winning published designer and principal and creative founder of Michelle Berwick Design.*

# Bring the outdoors in,

WITH QUALITY OUTDOOR SCREENS FOR YOUR PORCH, PATIO, MUSKOKA ROOM OR BOATHOUSE.



RETRACTABLE SCREENS & BLINDS . MOTORIZED or MANUAL . NEW CONSTRUCTION & RETROFIT



705.641.9516 • 1257 Milford Bay Rd, Milford Bay  
muskokascreens@sympatico.ca • muskokascreens.ca

Over 20 years in the business, our products are manufactured locally in Canada, including power drop down screens; roller blinds; retractable door screens for entry door and large doors; storm shutters.

**CONTACT TOM TODAY!**





A hefty stone fireplace replaced the original one in a major makeover of this Port Sydney home.

STORY **WALTER FRANCZYK**  
PHOTOGRAPHY **CLINT SPALDING**

# *play it* **AGAIN**

AN ENCORE BY **THE CUTTER'S EDGE** WHISPERED HINTS OF THE WILD IN EVERY ROOM TO TRANSFORM A RURAL, FIVE-BEDROOM HOME FOR AN AVID OUTDOORSMAN. *Continued on page 60*



“The Cutter’s Edge did a house for me previously and they did a good job so I used them for this house,” says the owner, who bought his 15-year-old home on 80 acres of forest and wetland near Port Sydney two years ago. A professional landscaper, hunter and angler, the homeowner did much of the renovation himself, guided by his designers.

The Cutter’s Edge, a home décor and wood furniture retailer and manufacturer, styled and furnished the home with plenty of creative licence. “I just left it to them,” the owner says. “I gave them a budget and told them to make it nice.”

**Robin Wood**, general manager at The Cutter’s Edge, says it’s an

honour to do multiple projects for the same client. Taking the time to understand the needs of homeowners and catering to their stylistic requests is important, she says. “When we are asked back to do another design for the same client we are able to fast-track through the initial stages of our work, having already laid the groundwork of getting to know the homeowner and what it will take to create a successful design for them. We really enjoy the process of working so closely with our clients, so when a project ends, it’s hard to say goodbye. When we get the opportunity to jump back in with a new set of house plans, we are thrilled.”

The principal concept in renovating the home was to use natural elements to create a warm yet masculine living space that also functions as a family home, Robin explains. With high ceilings and large open spaces, the house had good bones. “But its true potential was buried behind many dated features and dark colours,” she says. Brightening the space was a priority, so designers asked the homeowner a question that can be very

Continued on page 62

**“WE HAD THE CABINETS PAINTED BENJAMIN MOORE’S CHELSEA GRAY, THEN UPDATED HARDWARE, BACKSPLASH, SINK, FAUCET AND ADDED NEW QUARTZ COUNTERS.”**  
– Robin Wood



High pine ceilings were painted Benjamin Moore Cloud White in the great room. **LEFT:** The kitchen, newly renovated with quartz counters, backsplash and sink, will be getting new cabinetry, custom-built by The Cutter’s Edge. **ABOVE:** Comfortable seating surrounds the small table in a quiet corner of the upstairs man cave.



feature

polarizing. “Can we paint the ceilings?” The answer was a confident yes. “We were off to the races,” Robin says. Tongue-and-groove pine ceilings, railings and beams were painted Benjamin Moore Cloud White. Walls went from dark green and burgundy to a warm Edgecomb Gray. The homeowner did the painting.

The original fireplace was replaced with a majestic, floor-to-ceiling rendition that, with its weighty presence, anchors the great room. To balance the space, The Cutter’s Edge designed and built a custom media console with a large-screen television to one side of the fireplace. Designers enhanced the room and its cathedral ceiling with a medieval-style iron chandelier and large black clock set high on one wall. A sectional, distressed leather sofa and a coffee table with blacksmith accents mirrors the masculine theme and the home’s natural environment. Below the large wall clock, sliding glass doors open wide to a screened porch. On the opposite side of the great room, a white, open-tread staircase ascends to a second-floor catwalk that connects children’s bedrooms to an upstairs games room, office, bathroom and man-cave suite.

Walls were modified to define spaces and create children’s bedrooms. Bathrooms were gutted. Installing new laminate flooring, doors, trim and lighting was an opportunity to create a fluid design, using complementary elements, says Robin. “In this case we were heavy on leather, stone and very natural elements to reflect the client’s love of nature and hunting.” Custom-made wooden furniture and accent pieces added warmth.

Subdued browns and warm greys were chosen to make each bedroom and bathroom distinct but part of a consistent style throughout the home. Furniture in the primary bedroom was made of mill-sawn wormy maple. “We love the character the maple offers, and paired it with our driftwood sand stain,” says Robin. Wormy maple was also used to build the bathroom vanities. *Continued on page 64*



**TOP:** A rich navy rug in a bold pattern adds some flair to the kids’ space upstairs. **MIDDLE:** Oversize ottomans serve as chairs at the children’s craft table. **BELOW LEFT:** To enhance the rustic appeal of the primary bedroom, designers chose black, lantern-style lamps. **BELOW:** Mill-sawn wormy maple was used to build the vanity in this en suite.



**YOUR FURNITURE &  
CUSTOM UPHOLSTERY SPECIALISTS**

*Call Curt and Paula Today!*

**705.784.0906**  
muskokauph@gmail.com • MuskokaUpholstery.com



red canoe gallery

Large Original Paintings

100% Canadian Artists

Handmade jewelry, wood bowls,  
sculpture, pottery & carvings

111 Medora St. (Hwy. 118 West)  
Port Carling, Muskoka  
705 765 7474  
www.redcanoeagency.com

Call for fall and winter hours,  
private appointments avail.



Black Bear, 48x48, original encaustic, P. Garbett





In this large home for a relatively small family, it was vital to make each space functional for day-to-day use while allowing ample space for the homeowner to host family and friends. “We created two separate television areas, as well as a fully-functional man cave in the upper wing, complete with bar,” Robin says. The man cave does double duty as a showcase for hunting trophies and as a comfortable television room with leather seating, hunting-themed pillows and a minimalist entertainment unit.

In the kitchen, designers were asked to refresh the space without a full kitchen gut. “We had the cabinets painted Benjamin Moore Chelsea Gray then updated hardware, backsplash, sink, faucet and added new quartz counters,” Robin says. “The client has since decided to upgrade

the cabinetry, so our shop will build new cabinets and reconfigure the space while conserving the upgrades we made.”

In the screened porch adjoining the great room, a hot tub was removed, flooring was refinished and new furniture was added. Outside, the homeowner plans to landscape the yard with a firepit, stone walkways and gardens. “I just haven’t had time,” he says, echoing a refrain often voiced by many of Muskoka’s busy builders and tradespeople.

He’s pleased with the new look of his home and happy with the work of The Cutter’s Edge designers and furniture makers. “They did a good job. They stayed on budget and everybody likes what they did.” **OH**



Sturdy rustic timbers form the bed frame in this guest room. **ABOVE:** Hunting trophies decorate the man cave, furnished with leather sofas and a minimalist entertainment unit. **LEFT:** A white, rectangular vessel sink completes this wooden bathroom vanity.



# Why Interrupt The View?

For Those Who Love Undisturbed Natural Beauty.

FRAMELESS  
**CLEARRAIL**  
GLASS RAILING

Sophisticated, modern and minimal. **CLEARRAIL** is the perfect alternative to traditional railing, allowing you to enjoy your environment. Delight in the beauty of the natural world without the intrusion of traditional wooden or metal railing. Constructed from premium quality 1/2" (12mm) clear tempered glass and stainless-steel hardware, **CLEARRAIL** can provide safety, security, controlled access, and wind-protection while at the same time allowing you an unhindered view of the world around you.

Undisturbed. Natural. Beautiful.  
www.clearrail.ca • 1-705-835-3450 • Orillia





Raffia  
MIRROR

Natural elements are always on trend and add a feeling of calm and comfort to any space. Create this raffia mirror and bring that soothing feeling into your home and make a big impact in any room.

STORY AND PHOTOGRAPHY ERIN ROCHON



We design and build  
log & timber frame homes.

Always custom. Amazing support. The Total Package.

[confederationloghomes.com](http://confederationloghomes.com)






## projects

### MATERIALS

14-inch round wire wreath frame  
12-inch round mirror  
2-3 raffia bundles  
Scissors  
Tape measure  
Mirror or construction adhesive

### STEP 1

Unravel raffia and cut in 12-inch sections.



### STEP 3

Move to the inside ring of the frame. Repeat step 2, attaching raffia using lark's head knots until the entire ring is filled.



### STEP 2

Take 3 or 4 strands of raffia, fold them in half. On the second-to-last ring on the wreath frame, make a lark's head knot by taking the folded raffia and placing the rounded end underneath the ring. Take the other ends of the raffia and put it through the rounded end to make a knot. Make sure to pull it tight. Repeat this process until the entire ring is filled with raffia without any gaps.



### STEP 4

Once your raffia completely fills both rings, apply mirror adhesive to the back of the mirror along the outer edge. Carefully place the mirror on the inside ring on top of the raffia. Flip upside down and add a few more drops of adhesive to ensure your mirror is properly attached. Follow adhesive instructions and drying times.

Once the adhesive has fully dried, find a great spot in your home to showcase this gorgeous raffia mirror for your friends and family. **OH**



When a power outage strikes, **SOMMERS RESIDENTIAL GENERATORS** ensure that your home or cottage automatically stays powered on.

A full range of generators that can be custom built to suit your home or cottage's specific needs, so you'll always have standby power ready.



**SOMMERS**  
Generator Systems

**STANDBY** GENERATORS

**SIFFT**  
ELECTRIC

MUSKOKA • PARRY SOUND

*Your Source For All Your Electrical, HVAC,  
Backup Power And Home Automation Needs.*

705.765.0600 • [www.sifftelectric.com](http://www.sifftelectric.com) • Port Carling

ECRA / ESA 7002295 • TSSA 000365522



VISIT OUR NEW BRACEBRIDGE SHOWROOM



**TRANS CANADA**  
WOOD PRODUCTS LTD.  
lumber store

LUMBER SPECIALTIES  
POST & BEAM TIMBERS • DECKING • FENCING  
FLOORING • FRAMING • INTERIOR PANELING

705.640.1760

Showroom: 440 Ecclestone Drive, Bracebridge

Lumber Yard: 7735 County Road 27, Barrie  
P.O. Box 7189, Innisfil, ON L9S 1L0

[www.transcanadagroup.on.ca](http://www.transcanadagroup.on.ca)



# HEAT & Light

When days get shorter and the chill of autumn arrives, these experts can help keep your home or cottage warm and bright throughout fall and winter.



PHOTOGRAPHY **WALTER FRANCZYK**



*Shelley & Jay Wallace*

## EVERDURE GRILLS

Compact and colourful, Everdure charcoal grills promise all the performance of a gas grill with none of the drama. “They’re an affordable grill with a good basic warranty. They’re fun, they’re colourful, but for somebody who wants a good quality grill, it just fits perfectly,” says Shelley. Made of rust-proof aluminum and coated to prevent fading, these attractive grills heat up quickly.



## URBANA

Canadian-made Urbana Luxury Fireplaces can be styled many ways. “Basically, every fireplace is unique,” says Shelley. “When you choose an Urbana fireplace with an extensive array of burners, firebox liners and accents, you can customize to suit your individual taste and needs. It’s a very affordable, luxury fireplace.” With many years of experience, Urbana builds a tried-and-true sturdy firebox and finishes it to suit individual customers.

*Continued on page 72*

## FIREPLACE & LEISURE CENTRE

Just outside Parry Sound, Shelley and Jay Wallace welcome customers to Fireplace & Leisure Centre, their family business and gallery showcasing more than 60 fireplaces – burning and static, many with finished hearths. With more than 25 years in the business, they guide customers in choosing products that best suit their homes, needs and desires. “Our team takes pride in the work we do, helping customers make fireplace dreams come to life,” says Shelley. The 5,000 sq. ft. store also carries fireplace accessories, tools, wood racks, ash cans and fireplace art.







**Debbie Tilstra**

## MUSKOKA LIGHTING COMPANY

A boutique-style store, Muskoka Lighting Company offers 35 different brands of lighting fixtures – everything from builder basic to hand-forged and from rustic to modern. The company can assist with lighting layout, design and supply for new buildings or renovations. “We do it all,” says manager Debbie Tilstra. “We do consultations for free if you purchase your lighting from us.”

SEE OUR DIRECTORY FOR ALL CONTACT INFORMATION.



### LAYERING

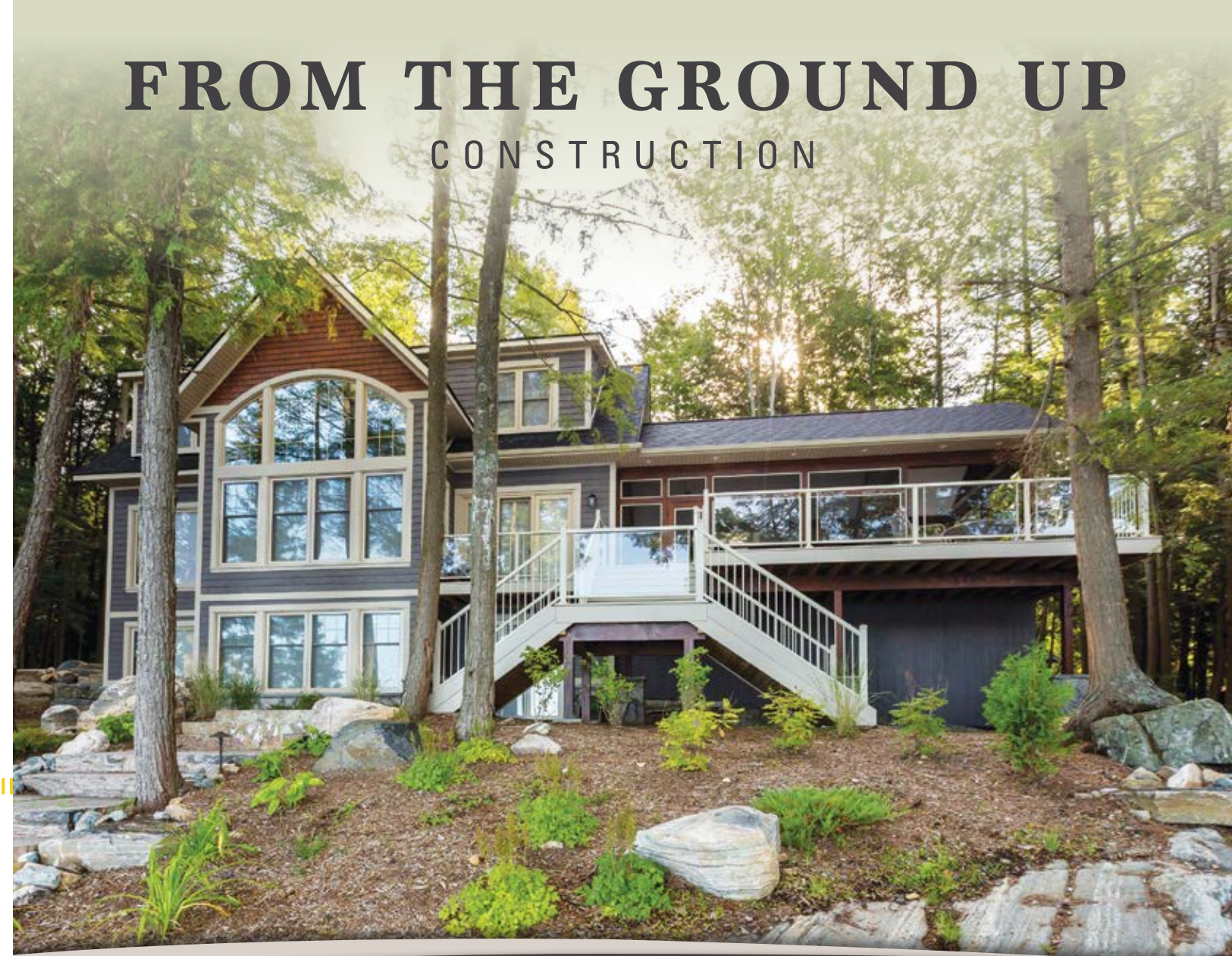
Good lighting is layered lighting. “If you have pot lights, having a light fixture in the space as well gives you that second layer of lighting,” she says. “Everything should have a dimmer switch. Separate switching is very important.” In a bathroom with a fixture over the tub, Debbie recommends separate switching for pot lights, vanity sconces and tub fixtures. “All those things are really important in considering your lighting layout and your lighting design.”

### DESIGN

As the home’s finishing look, lighting is enhanced with careful planning. Muskoka Lighting ensures clients have the right-size lights and fans outdoors or in an indoor three-season room where wet or damp-rated fixtures are needed. “We pay attention to all those details,” says Debbie. “We help people source proper lighting and recommend certain light fixtures, helping clients find the style they want that best suits their space.” **OH**



# FROM THE GROUND UP CONSTRUCTION



## When Quality Matters

**CUSTOM HOMES & COTTAGES**  
**BOATHOUSES & GARAGES**  
**RENOVATIONS**



705.644.4785 info@groundupconstruction.ca www.groundupconstruction.ca



in the kitchen

# COOKIE CRUSH

THE BITE-SIZE HISTORY  
OF COOKIE JARS



STORY **JULES TORTI**

Children and dogs have one superpower in common. Both have the uncanny ability to sniff out a cookie jar at 50 paces, even if the jar is located out of their field of vision.



Cookie jars, long synonymous with doting grandmothers in flour-dusted aprons, have found their place in nearly every kitchen, regardless of whether the cookies inside are from scratch or a package.

While millennials clamour to the romantic ideal of cottagecore, Gen Xers prominently display Star Wars stormtrooper and Death Star cookie jars alongside shiny espresso machines and living green walls.

From skulls to pineapples, vintage to Tuscan, cookie jars are nostalgic and timeless with a magnetic attraction. Andy Warhol fell prey to the captivating designs with more than 175 ceramic jars in his coveted collection. Just how many jars are acceptable for one kitchen counter? How does one choose between the vintage VW camper or smiling chihuahua? Kitsch features largely along with throwbacks to Smokey Bear, the Pillsbury Doughboy, Little Lulu and every Disney character you can recall. *Continued on page 76*



## NORTHERN LIVING KITCHEN & BATH LTD.

CABINETRY, LIGHTING & PLUMBING DESIGN CENTRE

Parry Sound • Muskoka • Georgian Bay

6 Designer's Lane at Oastler Park Drive and Hunter Drive  
705.746.8686 • [inspired@northernliving.ca](mailto:inspired@northernliving.ca)

[www.northernliving.ca](http://www.northernliving.ca)

Follow us on Facebook & Instagram for showroom updates and promotions

naturekast  
weatherproof cabinetry

Living**LIGHTING**



in the kitchen

All vintage cookie jar images are courtesy of [etsy.com/ca/shop/TrinketsnTreasuresBC](https://www.etsy.com/ca/shop/TrinketsnTreasuresBC)



Vintage McCoy "Cookies" Cookie Jar



Vintage American Bisque Pottery Co. Smiling Cow Cookie Jar



Vintage McCoy Raggedy Ann Cookie Jar

Edible history traces the invention of biscuit jars (or barrels) to the 18th century and jolly old England. Glass, metal and stoneware varieties evolved into more creative ceramic options. The designs began simplistically with floral embellishments or images of fruit and vegetables. With innovation, the jars took on the form of animals and popular characters. Post-war, companies decided to take a bite out of the growing popularity by incorporating advertising onto tins. Cookie tins and jars were becoming collectible, and for brands that had nothing to do with cookies – like Harley-Davidson or Coca-Cola – the tins were a surreptitious way to imprint.

With history comes controversy, as cookie jars were a popular outlet for stereotypical racial caricatures. McCoy Aunt Jemima jars

issued by Quaker Oats in the 1940s remain highly sought-out Black memorabilia items by the public and museum collectors alike since the recent branding change to Pearl Milling Company.

McCoy Pottery of Roseville, Ohio, and American Bisque of West Virginia are touted as foundational companies in the cookie jar movement, with the earliest kitchenware design appearing in 1929 by another Ohio manufacturer: Brush Pottery Company. American Bisque designs are easily recognized as the company specialized in generic clowns, Dutch girls and boys, grannies and chefs.

Jump ahead several decades to the 80s and the innovative scheme by Kraft to market peanut butter jars that could be repurposed as cookie holders. The bear head-shaped glass

jars topped with a plastic green lid (or red, for the crunchy-PB devout) are iconic, right down to their jaunty bowties. Whether the jars were filled to their brims with cookies or coins, both were an ideal investment. To boot, Kraft's classic three-ingredient cookies (1 egg, ½ cup of sugar and 1 cup of Kraft Smooth Peanut Butter) continues to provide an entry-level recipe for kids and newbies to attempt with a high-level of success.

Cookie jars are sentimental, purposeful and a whimsical way to showcase your interests and style. The options are so niche that they can be an ideal, unexpected housewarming gift. You can actually find a Mr. T-inspired cookie jar for your in-law who is a rabid A-Team fan. Don't forget to fill the jar with cookies for the ultimate surprise, though! **OH**



Vintage Coca-Cola Cookie Jar



Vintage Eden Toys Inc. Paddington Bear Cookie Jar



Vintage McCoy Coffee Grinder Cookie Jar



**stoneway**  
marble & granite inc.  
1295 Muskoka Road 118 West, Bracebridge  
705.645.3380 [stoneway.inc@gmail.com](mailto:stoneway.inc@gmail.com)



**BROWN'S APPLIANCES**

**JENNAIR®**

705.765.5700 • 108 Maple Street, Port Carling • [brownsappliances@bellnet.ca](mailto:brownsappliances@bellnet.ca)

**MID-ONTARIO APPLIANCE INSTALLATIONS**

**The Appliance Installation Professionals**

Gas & Electric Ranges  
Gas & Electric Cooktops  
Wall Ovens  
Microwaves  
Refrigerators with Icemakers  
Dishwashers  
Washing Machines  
Gas & Electric Dryers  
Range Hoods & Vents  
Ceiling Fans  
Garage Door Openers  
Lighting Fixtures  
Kitchen Back Splashes  
Down Drafts  
Nest Thermostats & Cameras

Dishwashers, ovens, freezers, refrigerators, washing machines and dryers can often require connections to your electrical, plumbing or natural gas system.

Let the pros at **Mid-Ontario Appliance Installations** take care of everything.

**We install all makes and models. Certified installers for Wolf, Sub Zero, Jennair, Fisher & Paykel.**

705-539-0026  
[applianceinstaller.ca](http://applianceinstaller.ca)



# Peanut Butter & Jelly SANDWICH COOKIES

Your favourite childhood sandwich just became your new favourite cookie. Perfect for after-school snacks, these PB & J cookies are your classic peanut butter cookie with a tangy raspberry filling. They'll bring back childhood memories and create new ones.

RECIPE AND PHOTOS **JENELLE MCCULLOCH**

**INGREDIENTS**  
Makes 12 Cookies

- 2 cups raspberries, fresh or frozen
- ½ cup unsalted butter, room temperature
- ½ cup brown sugar
- ½ cup white sugar
- 1 cup peanut butter
- 1 large egg, room temperature
- 1 tsp vanilla extract
- 1 ½ cups all-purpose flour
- ¾ tsp baking powder



**online** Get more recipes at [ourhomes.ca/blogrecipes](https://ourhomes.ca/blogrecipes)

Continued on page 80

## Advertise With Us

Give your business the benefit of premium exposure and connect, like never before, to our extensive targeted readership!



**Kelly Bidan**  
T: 705.349.1485  
E: [kelly.bidan@ourhomes.ca](mailto:kelly.bidan@ourhomes.ca)



**WOOD FINISHING & REFINISHING • PAINTING**  
**RESIDENTIAL • COMMERCIAL • COTTAGE**  
Custom Staining • Specialty Finishes • Interior/Exterior Applications



**MUSKOKA**  
WOOD FINISHING  
A DIVISION OF THE FINISHING SHOP INC.

Contact Us About Your Next Project  
**705-769-2222**  
[muskokawoodfinishing.com](https://muskokawoodfinishing.com)



**FERNCLIFFE**  
DEVELOPMENT & DESIGN INC.  
705-732-1280  
[www.ferncliffedevelopment.com](https://www.ferncliffedevelopment.com)

Build. Renovate. Landscape. Maintain.





cooking at home



HOW-TO

Prepare the raspberry filling. In a saucepan over medium heat, cook raspberries into a jam-like consistency. Press through a fine strainer to remove the seeds and return to the saucepan. Cook purée until thickened. Line a sheet pan with foil and spread the puree flat. Freeze for 30 minutes.

Preheat the oven to 350°F and line a baking sheet with parchment paper.

In a stand mixer fitted with the paddle attachment, cream the butter and sugars together. Add peanut butter and mix until combined. Add egg and vanilla and mix until combined. Add flour and baking powder and mix just until the dough comes together.

Remove the frozen raspberry puree from the freezer and cut into 12 squares. Take a golf-ball-size piece of dough and split it in half. Flatten one half of the dough and place the raspberry puree in the middle. Cover with the remaining dough and form into a ball, ensuring that all of the raspberry puree is covered. Place on baking sheet and score the top by gently pressing down on the cookie with a fork.

These cookies are quite big, so they will take a bit longer to cook. Bake for 15 minutes or until cookies begin to brown around the edges. **OH**



HOME OPTIONS MADE EASY  
CUSTOM CABINETRY & DESIGN PROFESSIONALS

Your home is a personal space. It's where you unwind after a hard day, celebrate events with friends and make memories with family. Whether your project includes a newly designed kitchen, ensuite oasis, custom basement bar or even a full home reno, we will walk you through the process every step of the way. With a comfortable and inviting design centre full of beautiful displays and finishes such as cabinetry, flooring, countertops and tile, paired with our talented design team who take joy in putting our clients first and exceeding their expectations, we go the extra mile to provide a seamless experience. Our seasoned contractors and trades take pride in not only their workmanship but the quality of the products that they are installing while bringing to life the space you've always dreamed of.

We are all spending more time in our homes these days.  
Let us help you make it perfect, it all starts at **H.O.M.E.**

Serving Barrie, Muskoka and Surrounding Areas.



705.503.4663 | 130 Saunders Rd., Unit 7, Barrie  
info@homebarrie.com | www.homebarrie.com







# PREFAB-ULOUS

## *cottage*

STORY **WALTER FRANCZYK**  
PHOTOGRAPHY **SANDY MACKAY**

Darrin and Adrienne Oldcorn still marvel at how quickly their new cottage took shape on Muldrew Lake. “A fully enclosed house – windows, locked doors, everything – was assembled on-site in three days,” says Darrin. “It was amazing.”

*Continued on page 84*



**TOP LEFT:** Legendary Group combined timber post-and-beam construction with conventional building techniques to create Adrienne and Darrin Oldcorn's prefabricated cottage. **ABOVE:** Muldrew Lake meanders for miles around rocky, wooded peninsulas and islands, offering explorers plenty of quiet coves and bays. **LEFT:** A tiny, screened shelter near the shoreline offers escape from pesky bugs. **FAR LEFT:** Kayaking is one of the best ways to explore this South Muskoka lake.



But that was just the start of a months-long, painstaking project for the couple, who finished the interior of the lakehouse themselves. “We framed it, drywalled it, did all the floors,” says Darrin. “We’ve been here every weekend working since it went up,” says Adrienne.

The couple had been looking for a cottage for three years when, during lunch at a Boston Pizza, they saw a listing for a waterfront property where a cottage had burned down on Muldrew Lake. “We drove over and we were the first ones to look at it and put an offer in that day,” says Darrin.

Muldrew is a long, narrow lake, intersected by a peninsula stretching nearly six kilometres. Viewed from above, the meandering lake resembles a bent hairpin.



**ABOVE:** Mason Kieran McMackin finished the stone wall at the cottage entrance. **LEFT:** Flowers on the dock and Boston ferns on the porch flourish at the Oldcorn cottage. **RIGHT:** A blue kitchen island takes centre stage, surrounded by cabinets designed and installed by Shelburne Home Hardware. **OPPOSITE, TOP RIGHT:** A door that matches the kitchen cabinetry opens to a pantry that extends behind the refrigerator. **LOWER RIGHT:** Darrin furnished and finished the cottage mudroom during the Christmas season.



**“I WANTED A NICE BIG KITCHEN ; IT’S LOVELY WHEN EVERYONE’S HERE”**  
– *Adrienne Oldcorn*

As a youngster, Darrin learned to like cottage life in the Campbellford area. “I’ve always wanted to do the cottage lifestyle again,” he says. When his parents retired to Gravenhurst, Darrin and Adrienne, with their daughters Natasha and Cassandra, would visit during the summer. “We made a lot of good memories up here. It was an area we knew,” says Adrienne.

With new hydro and septic systems installed by the previous owners, the two-acre property they bought was already well-serviced. The couple researched homebuilders and were impressed with reviews for **Legendary Group**, a prefabricated custom homebuilder known

for blending timber post-and-beam construction with conventional techniques. Legendary manufactures house components at a factory in Collingwood, trucks them to the building site and assembles them with a crane. “It was pretty cool,” says Adrienne who, with Darrin, watched the builders assemble the cottage.

Prefabricated home packages offer many advantages, including fixed costs and no budget overruns. Building indoors avoids delays caused by bad weather, helps improve quality and allows homes to be delivered on schedule. It reduces waste and building site cleanup costs. Legendary estimates its building method reduces construction time by 50 per cent.

*Continued on page 87*





Muskoka Furniture supplied the wooden dining table, matching chairs, bench and sideboard.

The couple broke ground, blasting bedrock for the cottage foundation just after Christmas 2019. They felled about 40 massive red pines and white pines, hauled away by Adrienne's brother Todd, owner of **Todd Platt Trucking**. Rick Aldon of **Aldon Construction** built the foundation. In March, Legendary Group erected the home's outer shell, complete with tongue-and-groove pine ceilings, insulated roof panels and triple-pane windows. The Oldcorns then tackled the interior construction in what they describe as a learning experience. "Drywall, insulating, vapour barrier and all that stuff was new to me," says Darrin. Adrienne, with the help of her brother Rob Boss, installed engineered hardwood flooring throughout the home and painted interior walls. Darrin, a steamfitter and owner of **Ultimate Mechanical Services**, a heating, ventilation and air-conditioning company, installed the cottage furnace, HVAC system, plumbing, tiles and fixtures. They admit it was a lot of work over many weekends. "It's a lot more cost effective if you can do it yourself," Adrienne explains. "As long as you're not afraid to try." Gravenhurst's planning department and building department were great, Darrin says. "They were really helpful."



A stone-clad fireplace by McMackin Stoneworks ascends almost as high as the windows overlooking the lake in the cottage great room. **LEFT:** A powder room sits between the mudroom and main floor laundry.



Kieran McMackin of **McMackin Stoneworks** encased the great-room fireplace in stone. He skirted the home's exterior with stone and, in a dramatic flourish, finished a foyer wall with the same rugged look. **Doug Taverner Electric** wired the cottage while **Robinson Haulage** supplied fill and landscaped the property.

Adrienne's favourite space is the kitchen,

its cabinetry, island and quartz countertops designed and installed by **Shelburne Home Hardware**. "They have a fantastic reputation," says Adrienne. "They came up with some great ideas." One of those innovations is an almost-secret kitchen passage. What looks like a cabinet next to the stainless steel refrigerator is actually the door to a pantry with shelving that extends

*Continued on page 88*



**“I ALWAYS WANTED  
A POST-AND-BEAM  
HOUSE.”**

**– Darrin Oldcorn**

Viewed from the loft, Penny, the family cockapoo, snoozes on one of the armchairs from La-Z-Boy. **TOP RIGHT:** Darrin built a tiny, sliding barn-style door for the laundry room cabinet. **RIGHT:** Leather sofas and armchairs furnish the second-floor loft above the cottage foyer.

behind the fridge. “I wanted a nice big kitchen,” Adrienne says. She loves cooking and quiet mornings at the cottage, sipping coffee on the dock. When daughters Natasha, Cassandra, their partners and pets visit, the family sometimes has six dogs at the cottage. “It’s lovely when everyone’s here,” Adrienne says.

The great room – furnished with wooden tables from **Muskoka Furniture** and matching arm chairs by **La-Z-Boy** – is Darrin’s favourite room. Double-decker windows overlook the lake and thick pine beams rise to the apex of the vaulted ceiling. “I always wanted a post-and-beam house,” he says.

Just off the great room is the primary bedroom, where Darrin built the sturdy timber-frame bed. A high dormer fills this room with natural light and a sliding glass door opens to a private deck overlooking the lake. Walk-in closets usher entry to the en suite, where Darrin installed the vanity, flooring and finishes. “I’m proud of the en suite. It’s my first attempt at tiling,” he says. *Continued on page 90*



*Come visit us  
and make yourself  
at home*



**25% OFF SALE CONTINUES**


*Instock & Custom Orders*







Darrin built the timber-frame bed for the primary bedroom. In the en suite, he installed plumbing and cabinetry and tiled the bathroom, complete with a river-rock floor and accent strip in the shower.



## LOCAL SOURCE GUIDE

- Aldon Construction • Doug Taverner Electric • La-Z-Boy
- Legendary Group • McMackin Stoneworks • Muskoka Furniture
- Robinson Haulage • Shelburne Home Hardware • Todd Platt Trucking
- Trans Canada Wood Products

A stairway in the foyer leads to a loft, with leather armchairs and love seats. Darrin installed the stair railings and the tempered glass panels that provide an unobstructed view from the loft.

The cottage remains a work in progress. While working an Ultimate Mechanical Services job at the Parry Sound hospital last Christmas, Darrin stayed at the cottage and built a new mudroom. With the main floor of the lakehouse finished, the couple plans to build three more bedrooms on the ground floor. They plan to eventually retire to their new home on the lake. **OH**

## Lifestyle Inspired Design



## Brooklace Kitchen & Bath

6 Wakefield Street, Parry Sound, ON  
705.774.8860  
brooklacekitchenandbath.ca



Lighting  
Sansin Stain  
Decor  
Blinds & Drapes



Check out our end-of-season inventory clearance

VISIT US AT OUR NEW LOCATION!  
70 Joseph Street, Parry Sound  
705.771.9414 • www.soundinteriors.ca

## LEGENDARY GROUP



MODERN | TRADITIONAL  
CUSTOM PREFAB POST & BEAM HOMES



475 TENTH LINE, COLLINGWOOD  
(705) 444-0400 | sales@canadaprefab.ca

canadaprefab.ca



good taste

# PUMPKIN PIE Milkshake

RECIPE AND PHOTOGRAPHY  
JENELLE MCCULLOCH

This milkshake tastes like pumpkin pie in a glass – but without all the hard work! Move over pumpkin-spice lattes...



online

Get more recipes at [ourhomes.ca/blogrecipes](https://ourhomes.ca/blogrecipes)



## INGREDIENTS

2 cups vanilla ice cream  
½ cup pumpkin purée  
1 Tbsp pumpkin pie spice  
¾ - 1 cup milk, depending on consistency  
Whipped cream, for garnish

## PUMPKIN PIE SPICE

1 tsp ground cinnamon  
½ tsp ground ginger  
½ tsp allspice  
¼ tsp nutmeg



Combine all ingredients in a blender and blend until smooth. Garnish with whipped cream and enjoy! **OH**

YOUR COMPLETE HOME FURNISHINGS AND FLOORING CENTRE

**RIVERVIEW**  
FURNITURE & FLOORING

MATTRESSES, CARPETING, APPLIANCES AND  
COMPLETE RE-UPHOLSTERY SERVICES  
*Handcrafted Furniture built for a lifetime of memories.*

705-286-3167

[info@riverview-furniture.com](mailto:info@riverview-furniture.com)

[f](#) Riverview Furniture & Flooring Centre

[i](#) riverviewfurniture1979

94 Bobcaygeon Road,  
Minden, ON

[www.riverview-furniture.com](http://www.riverview-furniture.com)



A Little Bit of Muskoka  
with Every Sip.

Bringing the feeling of Muskoka to you no matter the location.



Shop online at [www.muskokacupco.com](http://www.muskokacupco.com) • Email: [muskokacupco@gmail.com](mailto:muskokacupco@gmail.com)

[f](#) [i](#) [@muskokacupco](#)

**SMART ELEMENTS**  
HEATING & COOLING

We provide  
innovative & smart  
HVAC solutions  
that improve your  
indoor air quality & the  
comfort in your home.



[smartelements.ca](http://smartelements.ca)  
705-571-9292



**ENVIRONMENTAL**  
**pestcontrol**  
*Excellent reputation for quality service.*

LOCAL EXPERTS SINCE 1988



[www.environmentalpestcontrol.ca](http://www.environmentalpestcontrol.ca) • 1-800-263-5055 [f](#) [t](#) [@](#) [in](#)



directory

OUR HOMES attracts the area’s finest businesses to advertise in our pages, and utilize our unparalleled distribution and coffee-table appeal to market their products and services. We’re making it easier for you, our readers, to become educated as you plan your home- and real estate-related purchasing decisions. View these business ads online at [ourhomes.ca](http://ourhomes.ca). The listings below are organized alphabetically by industry.

ACCOMMODATIONS/LODGING/RENTALS

Costa Rica Luxury Lifestyle, 19

APPLIANCES

Brown’s Appliances, 77  
Mid-Ontario Appliance Installations (MOAI), 77

ARCHITECTS/ARCHITECTURAL DESIGN/ARCHITECTURAL TECHNOLOGISTS/DRAFTSMEN & DESIGN

Lakeside Architecture Inc., 31

ART SUPPLIES

Red Canoe Gallery, 63

ART/ARTISANS/ART GALLERIES/STUDIOS/WORKSHOPS

Red Canoe Gallery, 63

AUDIO VIDEO/HOME AUTOMATION/ELECTRONICS/SMART HOME TECHNOLOGY

Siftt Electric, 69

BEDS & BEDDING/MATTRESSES/SLEEP PRODUCTS

Manderley Fine Furniture, 21  
Mattresses of Muskoka, 45

BUILDERS

1867 Confederation Log Homes, 67  
Ambassador Fine Custom Homes Inc., 7  
Attainable Solutions Inc., 3  
Discovery Dream Homes, 10&11  
Ferncliffe Development, 79  
From The Ground Up, 73  
Legendary Group, 91  
Linwood Custom Homes, 97  
Milestone Custom Construction, 27  
Muskoka Lakes Construction, 23  
Peter Smith Construction, 53

BUILDING/LANDSCAPE SUPPLIES

Trans Canada Wood Products, 53, 69  
United Lumber Home Hardware Building Centre, 13

CABINETS & MILLWORK/CARPENTRY/FINE WOODWORKING/CUSTOM FURNITURE

Home Options Made Easy, 81

Log Furniture & More, 55  
Muskoka Furniture, 89  
Perkinsfield Kitchen & Bath Inc., 4  
The Cutter’s Edge, 2  
Topnotch Furniture, 14&15

CLOTHING/FASHION/FOOTWEAR/JEWELRY/LUGGAGE & LEATHER GOODS

The Cutter’s Edge, 2

COUNTERTOPS

Stoneway Marble & Granite Inc., 77

DOCKS

The Dock Shop, 45

EAVESTROUGHS/SOFFIT/FASCIA

Leaf Out, 31

ELECTRICAL

Coon’s Electrical Ltd., 17  
Siftt Electric, 69

EXCAVATING/SITE PREP/SEPTIC

Schlager, 13

FABRIC/UPHOLSTERY/CANVAS

Muskoka Upholstery, 63

FINANCIAL/INSURANCE/MORTGAGE/INVESTING

Parry Sound Insurance Brokers Ltd., 33

FIREPLACES & STOVES/ACCESSORIES

Fireplace & Leisure Centre, 23

FLOORING

Brooklace Kitchen & Bath, 91  
Cordell Carpet, 6, 55  
Riverview Furniture & Flooring, 93  
Trans Canada Wood Products, 53, 69

FURNITURE & HOME DECOR/ACCENTS/GIFTS/COLLECTIBLES

HillTop Interiors, 99  
Lockside Trading Company, 45  
Manderley Fine Furniture, 21  
Muskoka Cup Co., 93  
Muskoka Furniture, 89  
Riverview Furniture & Flooring, 93  
Sound Interiors, 91  
The Corner Cabinet, 55

The Cutter’s Edge, 2  
Topnotch Furniture, 14&15  
Urban Rustic Living / The LightHouse, 43

GARDEN CENTRES/GREENHOUSES/NURSERIES

Pratt’s Lawn Care & Landscapes –  
Pratt’s Garden Centre, 31

GENERATORS

Siftt Electric, 69

HEATING & COOLING

Siftt Electric, 69  
Smart Elements Heating & Cooling, 93

HOME IMPROVEMENTS/RENOVATIONS

Ferncliffe Development, 79  
Ready Pine, 55

INTERIOR DECORATING/INTERIOR DESIGN/HOME STAGING

Sound Interiors, 91

KITCHEN & BATH

Brooklace Kitchen & Bath, 91  
Downsview Kitchens, 29  
Home Options Made Easy, 81  
Knowles Plumbing, 49  
Northern Living Kitchen & Bath/  
Living Lighting, 75  
Perkinsfield Kitchen & Bath Inc., 4  
The Cutter’s Edge, 2

LANDSCAPE DESIGN & ARCHITECTURE/LANDSCAPING/LAWN & GARDEN

Attainable Solutions Inc., 3  
CLEARRAIL, Frameless Glass Systems Inc., 65  
Ferncliffe Development, 79  
Pratt’s Lawn Care & Landscapes –  
Pratt’s Garden Centre, 31  
Schlager, 13

LIGHTING

HillTop Interiors, 99  
Living Lighting Parry Sound/  
Northern Living, 75  
Muskoka Lighting Company, 55  
Siftt Electric, 69  
Sound Interiors, 91  
Urban Rustic Living / The LightHouse, 43

MACHINERY/SMALL EQUIPMENT/FARM SUPPLIES

Kubota North, 17

OUTDOOR FURNITURE/STRUCTURES

HillTop Interiors, 99

OUTDOOR KITCHENS

Fireplace & Leisure Centre, 23

PAINTING & DECORATING

Benjamin Moore, 6  
Colour ‘n Light Muskoka, 6  
Cordell Carpet, 6, 55  
Muskoka Paint & Decorating, 6  
Sound Interiors, 91

PEST CONTROL

Environmental Pest Control, 93

PLUMBING

Knowles Plumbing, 49

POOLS/HOT TUBS/SAUNAS/SPAS

CLEARRAIL, Frameless Glass Systems Inc., 65

REAL ESTATE

Forest Hill Real Estate Inc. –  
Marc Thibodeau, 12  
Royal LePage – Wearing & Parrott, 27  
Royal LePage In Touch Realty Inc. –  
Heather & Michael Cory, 49

SCREEN SYSTEMS

Muskoka Screens, 57  
Window Quilt Muskoka, 8

STAIRS/RAILINGS

Barrie Trim & Mouldings, 5

TRIM/MOULDING/CASING

Barrie Trim & Mouldings, 5  
Brooklace Kitchen & Bath, 91

WINDOW TREATMENTS

Cordell Carpet, 6, 55  
HillTop Interiors, 99  
Muskoka Paint & Decorating, 6  
Window Quilt Muskoka, 8

WINDOWS & DOORS

Barrie Trim & Mouldings, 5  
Marvin Windows and Doors Canada, 9  
Muskoka Window and Door Centre, 100

WOOD REFINISHING/RESTORATION

Muskoka Wood Finishing, 79

EXPAND THE  
ONLINE PRESENCE  
OF YOUR BUSINESS

INQUIRE ABOUT OUR  
DIGITAL ADVERTISING  
OPPORTUNITIES



REACH 500,000+ PEOPLE ONLINE

• SOCIAL MEDIA POSTS • NEWSLETTER ADS • SPONSORED ARTICLES • AND MORE

ourhomes  
CELEBRATING LIFE AT HOME

FOLLOW US ON







Rörstrand: Swedish Grace Dinnerware



Wedgwood: Arris Collection

# BRINGING FANCY BACK

It's time to celebrate with an elegant table. Pull out your best dishes, stemware and tabletop décor to dine in style. Don't forget to dress for the occasion!

## SUBTLE SOPHISTICATION



Villeroy & Boch: Cellini Dinnerware & Victor Flatware



Rörstrand: Swedish Grace Gala Dinnerware



Wedgwood: Intaglio Dinnerware with Vera Wang Polished Gold Flatware



Wedgwood: Arris Collection



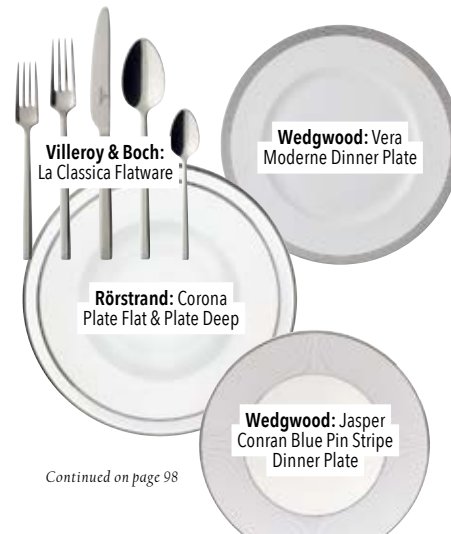
Villeroy & Boch: MetroChic Dinnerware with MetroChic d'Or Flatware & Allegorie Premium Glassware



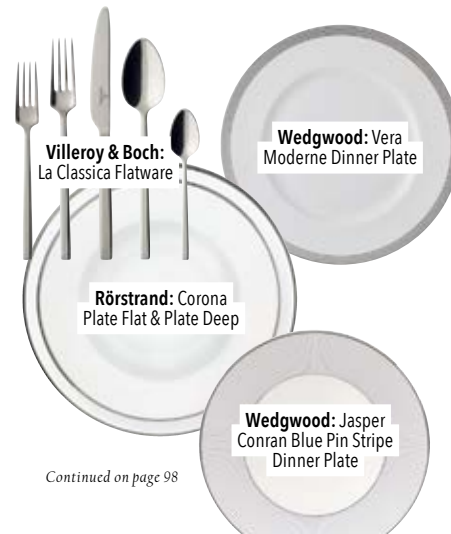
Villeroy & Boch: Royal Dinnerware



Villeroy & Boch: La Classica Flatware



Wedgwood: Vera Moderne Dinner Plate



Rörstrand: Corona Plate Flat & Plate Deep



Wedgwood: Jasper Conran Blue Pin Stripe Dinner Plate

Continued on page 98



The Better Way To Build  
linwoodhomes.com | 1-855-922-2824

**LINWOOD**  
CUSTOM HOMES



## finishing touch



## BOLD GLAMOUR



## TRADITIONAL ELEGANCE



YOUR STYLE  
YOUR HOME  
YOUR LIFE

*Innovative. Inspired by nature. Infused with tradition.*







[www.muskokawindowanddoor.ca](http://www.muskokawindowanddoor.ca)



MUSKOKA AS IT  
SHOULD BE SEEN