

HOLIDAY/WINTER 2019/20

STYLE ■ COMFORT ■ IDEAS ■ REAL ESTATE

# ourhomes

OAKVILLE BURLINGTON MISSISSAUGA

SPICY  
+ sweet  
MULLED  
WINE

**comfort  
& joy** PEEK  
INSIDE  
**THIS HOLIDAY HOME**

FLOORING  
TRENDS

MODERN IN  
**Mississauga**

GET CEDAR  
SAVVY

CALL THE  
CABINET  
PROS



REPELS THE TOUGHEST STAINS.

Find expert service and every colour you can imagine at your locally owned Benjamin Moore® retailer.

**Oakville Paint & Decor**

216 Oak Walk Dr, Unit 3

289.725.2200

erinmillspaint.com



©2019 Benjamin Moore & Co. Benjamin Moore, Gennex, Regal, and the triangle "M" symbol are registered trademarks licensed to Benjamin Moore & Co. 9/19

ENJOY YEAR-ROUND CAREFREE LIVING IN PORT DOVER




SWING

PLAY

RELAX

LIVE



**Active Adult Lifestyle Community**

Resort Style Living on the Shores of Lake Erie!

1 BDRM+DEN & 2 BDRM  
BUNGALOW TOWNHOMES

from the lower \$500's

- 2-Car Garage
- Cathedral Ceilings

BUNGALOW & LOFT-STYLE  
50' & 60' DETACHED

from the mid \$600's

- 2-Car Garage PLUS Golf Cart Garage\*
- Luxurious Finishes Throughout

**REGISTER TODAY – [DoverCoast.ca](http://DoverCoast.ca) or 519-583-2049**



\*Golf cart garages available only on 60' lots.  
As per plan. Prices & specifications subject to change without notice. E.&O.E.



**B**  
BERMEX



Durham Furniture



CRAFTMASTER  
FURNITURE



*Ambassador*  
FINE CUSTOM HOMES INC.

**BUILDING TRUST. CREATING A LIFESTYLE.**

30 Years International Multi-Site Project Management and Operations.

In-House Engineers, Architectural Technicians, PMP, P.G.S.C by Canadian Construction Association.

Featured in Magazines, TV, and Newspapers.

Fine Custom Homes, Boutique Custom Renovations



**DESIGN • BUILD • PROJECT MANAGEMENT**

*Create a home like no other with hundreds of custom options available*

**Smitty's**  
FINE FURNITURE For the LOVE of  
**CANADIAN FURNITURE**

Hanover Showroom 170 3<sup>rd</sup> Street 519-364-3800 Hours: M-F 10am-6pm Sat 9am-5pm Sun 11am-5pm  
Kitchener Showroom 170 Gateway Park Drive 519-658-9313 Hours: M-W 10am-6pm T-F 10am-8pm Sat 10am-6pm Sun 11am-5pm

[smittysfinefurniture.com](http://smittysfinefurniture.com)



**Tel: 416-777-2324**  
**Dir: 416-886-2290**

[INFO@AMBASSADORFINECUSTOMHOMESINC.COM](mailto:INFO@AMBASSADORFINECUSTOMHOMESINC.COM)

[WWW.AMBASSADORFINECUSTOMHOMESINC.COM](http://WWW.AMBASSADORFINECUSTOMHOMESINC.COM)



MULTI AWARD WINNING COMPANY INCLUDING  
**BEST CUSTOM HOME IN CANADA.**



*Oakville*  
KITCHEN & BATH CENTRE

599 Third Line  
Oakville, Ontario

**905.827.4611**

[www.oakvillekitchencentre.com](http://www.oakvillekitchencentre.com)



Get a Rebate of  
**\$400**

when you purchase 5 select\* window treatments with PowerView™ Motorization. NOVEMBER 1 TO DECEMBER 15, 2019. BONUS: Buy the PowerView™ Hub and get a 30-day "money back" guarantee\*\* with purchase.

Choose your perfect shades.  
Schedule your sunset.



\*Main rebate offer: Purchase any 5 of: Silhouette®, Privacy®, Duette®, Solarize™, Applause®, Lumina®, Alustra®/Woven Textures®, Vineyard®, Nanolux® window treatments with PowerView™ Motorization and receive a \$400 rebate. Ask us, or visit [www.hunterdouglas.ca](http://www.hunterdouglas.ca) for details. \*\*Original receipt required. Refund issued in the form of a MasterCard® Prepaid Card. Visit [www.hunterdouglas.ca/powerofchoicepromo](http://www.hunterdouglas.ca/powerofchoicepromo) to submit your request. Valid at participating retailers only. One rebate only per household. Offer valid October 1 - December 15, 2019.

BLINDS | SHUTTERS | DRAPERY | MOTORIZATION | AUTOMATION

**SALNEK'S™**  
CUSTOM WINDOW TREATMENTS

Covering Windows for over 30 years

**SALNEK.CA**

Barrie • Collingwood • Dundas • Markham • Toronto

**BURLINGTON**  
2202 INDUSTRIAL ST.  
905.320.4811

**DUNDAS**  
242 GOVERNORS RD.  
905.966.2251

HunterDouglas  Gallery®



*Maranatha Log House*

..... FLORAL DESIGN STUDIO .....  
125 Main St. S. (Guelph Line) Campbellville, ON

**905.854.0444**


**50% SOLD**



**ASK ABOUT OUR INVESTMENT OPPORTUNITY BONUS**



*Happy Holidays!*

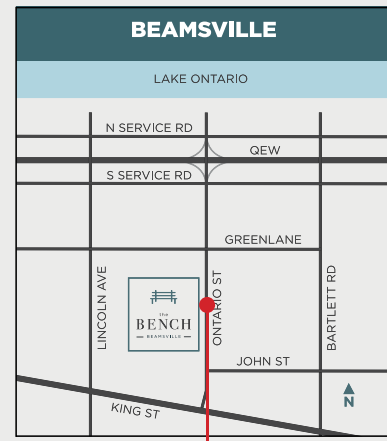


## STEP UP TO THE BENCH

A boutique mid-rise condominium in charming downtown Beamsville offering exquisite suites with luxury features, up to 10' ceilings and parking included. Boasting glorious views of the Escarpment and the Lake plus your own rooftop terrace with BBQ. Savour elegant condo living in the Niagara Region surrounded by renowned wineries, stunning vistas, charming villages and eclectic shopping. Life is fine at The Bench. Move in 2020. **Learn more and REGISTER TODAY!**



YOUR ROOFTOP PATIO



THE BENCH SALES OFFICE

ONE & TWO BEDROOM CONDOS UP TO 1,045 SQ. FT.  
**FROM THE MID \$300'S**  
**BENCHCONDOS.COM**

**Sales Office:** 4514 Ontario Street,  
 Beamsville, ON LOR 1B5  
 289.566.9241  
**info@benchcondos.com**

Prices and specifications are subject to change without notice. Renderings are artist concept. E. & O.E.



JOSHUA CREEK TRADING  
**FURNITURE**  
 & HOME DECOR



**ANNUAL WINTER CLEARANCE SALE STARTS SOON**

VISIT OUR 10000 SQ. FT. LOCAL SHOWROOM IN OAKVILLE

1029 SPEERS RD, OAKVILLE (SPEERS & 4TH LINE) T. 905.842.3739 [joshuacreekfurniture.com](http://joshuacreekfurniture.com)



**ARCHITECTURAL + INTERIOR DESIGN**  
CUSTOM HOMES RENOVATIONS COTTAGES

[davidsmalldesigns.com](http://davidsmalldesigns.com) | 905.271.9100

Best of houzz 2019

**DAVID  
SMALL  
DESIGNS**



## Organized Transitions

Your Move Made Simple...

**DOWNSIZING? CLEARING AN ESTATE?**

### LET US HELP

- ✓ Organizing & Downsizing
- ✓ Packing & Unpacking
- ✓ Move Management
- ✓ Auction & Estate Sales
- ✓ Estate Clear Outs

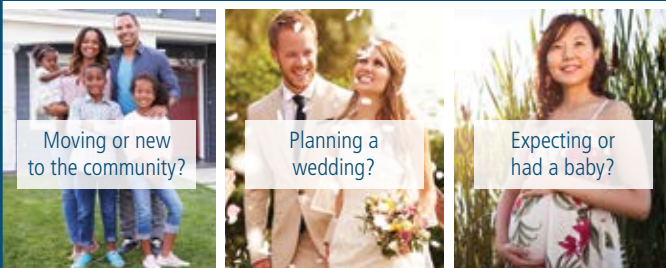


**905.599.1816**

[www.organizedtransitions.ca](http://www.organizedtransitions.ca) | [jennifer@organizedtransitions.ca](mailto:jennifer@organizedtransitions.ca)

## Welcome

To The Neighbourhood!



Moving or new to the community?

Planning a wedding?

Expecting or had a baby?

**ALL THE VISITS ARE FREE  
NO OBLIGATION  
COMPLIMENTS OF LOCAL BUSINESSES**

Visit our website to register  
[www.welcomewagon.ca](http://www.welcomewagon.ca)  
or call **1.844.299.2466**



*Bringing Local Community Information & Gifts*

Welcome Wagon offers part-time career opportunities in your community.



**REGIONAL PUBLISHERS** Jamie Jefferson  
Georgette McCulloch

**REGIONAL MANAGING EDITOR** Gina Makkar

**REGIONAL PRODUCTION MANAGER** Tracy Shuttleworth

**MARKETING & ADVERTISING** Suzanne Strong, 705.446.4877  
[suzanne.strong@ourhomes.ca](mailto:suzanne.strong@ourhomes.ca)

Lisa Ormsby, 705.445.5065 x200  
[lisa.ormsby@ourhomes.ca](mailto:lisa.ormsby@ourhomes.ca)

**REACH US EASILY: [firstname.lastname@ourhomes.ca](mailto:firstname.lastname@ourhomes.ca)**

OUR HOMES is a registered trademark of OUR HOMES MEDIA GROUP INC.  
OUR HOMES Oakville Burlington Mississauga is published four times a year.

OUR HOMES is distributed to residents of Oakville, Burlington & Mississauga via direct delivery. Copies of OUR HOMES are available for free pick up at high traffic locations throughout the region. OUR HOMES is distributed to select business leaders via direct mail.

Please send all letters and/or feedback to OUR HOMES Magazine,  
25 Elgin St., Collingwood, ON L9Y 3L6. Or email us at [editor@ourhomes.ca](mailto:editor@ourhomes.ca).  
All letters received are subject to editing for grammar and length.

#### OUR HOMES MEDIA GROUP INC:

<b>EDITORIAL</b>	<b>PRODUCTION</b>
<b>EDITOR-IN-CHIEF</b> Georgette McCulloch	<b>PRODUCTION DIRECTOR</b> Lynn Derrick
<b>ASSOCIATE EDITOR</b> Kristin Schnelten	<b>PRODUCTION MANAGERS</b> Julia Dempsey, Kelly Donaldson, Marilyn Reid, Tracy Shuttleworth
<b>DIGITAL EDITOR</b> Rachael Havens	<b>OPERATIONS</b>
<b>MANAGING EDITORS</b> Nancy Belgue, Walter Franczyk, Mary Hatt, Cheryl Long, Gina Makkar, Sara Martin, Tiffany Mayer, Georgette McCulloch, Melissa North, Merrilyn Patterson, Heather Wright	<b>MANAGING DIRECTOR, SALES &amp; MARKETING</b> Jamie Jefferson <a href="mailto:jamie.jefferson@ourhomes.ca">jamie.jefferson@ourhomes.ca</a>
<b>ART</b>	<b>MANAGING DIRECTOR, OPERATIONS</b> Georgette McCulloch
<b>ART DIRECTOR</b> Tara Chattell	<b>ACCOUNT EXECUTIVE</b> Lisa Ormsby
<b>ASSOCIATE ART DIRECTORS</b> Sheila Britton, Robynne Sangiuliano	<b>REGIONAL ACCOUNT EXECUTIVE</b> Suzanne Strong
<b>DIRECTOR OF PHOTOGRAPHY</b> Jason Hartog	<b>BUSINESS DEVELOPMENT</b> Kelly Craig
	<b>ACCOUNTING</b> Tyler Annette
	<b>ACCOUNTS RECEIVABLE</b> Cindie Tonon

**CONTRIBUTORS**  
Sara Bederman, Stephani Buchman, Jason Hartog, Aleem Kassam,  
Gordon King, Jenny Liu, Phyllis Lui, Sandy MacKay, Gina Makkar, Catalina Margulis,  
Jenelle McCulloch, Tamarisk McNalty Stephens, Dolores Pian, Provoke Studios,  
Melanie Rekola, Joyce Turner-Gionet

Advertisements and the content, including photos, of advertisements published within OUR HOMES magazine are supplied solely by the advertiser and neither the publisher nor OUR HOMES Media Group Inc. accept responsibility for opinions expressed in advertisements or for copyright issues with regards to photos, advertising copy and advertisements, nor shall they be held liable thereby. By act of reading this publication, all advertisers and readers agree to indemnify and hold harmless both OUR HOMES Media Group Inc., and the publisher thereby. Copyright ©2019 OUR HOMES Media Group Inc. All rights reserved. Reproduction without permission is prohibited.

**OUR HOMES CAN BE FOUND IN THE FOLLOWING MARKETS:**  
• Barrie/Orillia/Midland • Grey Bruce • Hamilton • London • Muskoka  
• Niagara • Oakville/Burlington/Mississauga • Ottawa • Peterborough  
• Southern Georgian Bay • Toronto & York Region • Region of Waterloo  
• Wellington County/Orangeville/Caledon • Windsor



# Set in Stone

Omega Mantels, an industry leader, has been manufacturing exclusive custom cast stone products for over 35 years.

Let us help you design and create your very own custom Fireplace Mantel or Kitchen Hood.



**Head Office/Showroom:**  
260 Jevlan Dr., Unit 3, Woodbridge, ON L4L 8B1  
905.851.7089

[www.omegamantels.com](http://www.omegamantels.com)  
[info@omegamantels.com](mailto:info@omegamantels.com)



**Omega Architectural Montreal:**  
950 Rue Begin, Montreal, QC H4M 2N5  
514.600.4245

**Omega Architectural Orlando:**  
968 Lake Baldwin Ln., Orlando, FL 32814  
407.232.9009



**YOUR HOME JUST GOT SMARTER**

Have you ever wished you could turn off your lights with a simple word? Set your blinds to close after the sun sets? Fill your house or a single room with your favorite song? Meet Your New Smart Home. Start with a single room, or transform your entire space - whatever you decide, we can help you plan, install & configure your home to save you time, money & energy!

**Talk to One of Our Smart Home Consultants for Free!**



*Design & Create*

Window Coverings • Furniture • Artwork  
Accessories • Custom Upholstery • Area Rugs  
Cushions & Throw Pillows

Come and explore our design center, get inspired and get creative as you browse the entire line of Hunter Douglas products, or view samples of our work, fabrics lines, accents and hardware.

**905.849.5544**

[www.customhomeautomation.ca](http://www.customhomeautomation.ca)

[www.customhomedecor.ca](http://www.customhomedecor.ca)

Unit 7, 2390 Wycroft Road, Oakville



editor's note



HOPE FOR THE **craft** adverse

**I LOVE LOCAL ARTISANS** and hunting for unique finds, from upcycled pieces to one-of-a-kind handmade treasures. Over the years, I've bought everything from soap and beauty products to home décor and woolly knits. Handmade pieces are down-to-earth and accessible, and supporting your local maker helps foster creativity and a close-knit community.

My holiday decorating style is organic and woodland inspired, with plenty of natural materials accented by warm mixed metals. Most of my artsy finds are versatile, and I can use them all winter long. Lanterns decked out for the holidays still look great when the glitter is swept away. Birch accents bring the outdoors in, all season long. Investing in a few quality pillow covers makes it easy to change things up, whether I want my décor to scream holly jolly Christmas or warm winter cabin.

Not only do these beautiful items create a distinctive, personal space, they are also sustainable. Driftwood and fallen birch trees become beautiful tealight holders. Reclaimed barnboard can be used to create a whimsical sign or winter-inspired Christmas tree. Wood off-cuts can be fashioned into a simple lantern. After plenty of disastrous DIY Pinterest attempts, it's clear that I'm craft-adverse. I'm the girl that destroys a \$10 project with \$30 of material with nothing to show for it. I'm grateful for the opportunity to invest in treasures I have zero hope of making nearly as well on my own.

If you're craving something different, 'tis the season for local markets and craft fairs. Let me know what you find!

*Gina Makkar*

Gina Makkar, *Managing Editor*  
[gina.makkar@ourhomes.ca](mailto:gina.makkar@ourhomes.ca)

Follow us

Sign up for our newsletter [ourhomes.ca/newsletter](http://ourhomes.ca/newsletter)

**online** Get more at [ourhomes.ca](http://ourhomes.ca)

Napoleon Electric Fireplaces



*With the glow of flickering flames, a Napoleon Electric Fireplace makes special moments feel warmer.*



The new Stylus™ Wallmount Electric Fireplace with smart LED USB charging port.

Uniquely designed to brighten the vibe of any room, Napoleon has a vast range of designer options to fit any vision.



**Gerrie**  
**LIGHTING & FAN STUDIO**  
DIVISION OF **GERRIE**

355 Iriquois Shore Rd., Oakville

905.845.2461 | [gerrielightingstudio.ca](http://gerrielightingstudio.ca)

*"We are a Canadian, Family owned company, celebrating over 60 years in business."  
- Elaine & Heather*





# CONTENTS

## HOLIDAY/WINTER 2019/20



22



44



28



26

### ON THE COVER

Top design tips for a holly jolly Christmas. Story, page 44.  
Photography by Jason Hartog.



20

### LOCAL FEATURES

- 20 Style Picks** Relax by the fire surrounded by our cosy new picks.
- 28 Home & Designer** A new contemporary home with personality.
- 42 Spotlight** A woodworker crafts his own success story at Downsview Kitchens.
- 44 Home & Designer** Decorate like a designer this holiday season.
- 58 People** You'll want to stay home after taking advice from our pros.
- 68 Feature Home** Quality is the foundation of a modern custom build in Port Credit.

### DEPARTMENTS



- 14 Editor's Note**
- 18 Advice** Staircase Style
- 22 Good Taste** Flavourful Mulled Wine
- 24 Gardening** Cedar Sense
- 26 Double Take** Everything Green
- 38 Decorating** Minimal Or Maximal?
- 54 Design Ideas** On The Floor
- 66 Decorating** Get Cosy
- 78 Home Resource Directory**
- 80 Cooking At Home** Savoury Squash
- 82 Finishing Touch** Build A Bar

## Top 10 things to do when selling or buying a home.

### 1. Call me, I'll handle the other 9.


Sam McDadi BSc, M.B.A. Sales Representative

905. 502. 1500



\$2,798,800

mcdadi.ca/108h



A gorgeous home nestled in prestigious Gordon Woods! Approximately 6,500 sq ft of living space! 4+1 bedrooms with ensuites and walk-in closets!



\$2,249,000

mcdadi.ca/5088f



Prestigious home located in desirable Credit Mills. This spacious and well maintained home has 5 bedrooms and 4 baths. Renovated kitchen, wet bar and a walk out to the rear deck.

ARE YOU THINKING OF BUYING OR SELLING YOUR HOME?

CALL TEAM McDADI TO LEARN HOW OUR VALUE ADDED SERVICES WILL YIELD YOU THE BEST POSSIBLE RESULTS! 905.502.1500



\$3,179,000

mcdadi.ca/950w



Rare opportunity to own a spectacular bungalow in coveted LornePark estates; 7530 sq ft of living space designed by Bill Hicks. Very exclusive and private.



\$1,700,000

mcdadi.ca/953n



Stunning one of a kind brand new home which has all the bells and whistles, no expenses spared! This gorgeous open concept home boasts hardwood flooring throughout.

TO VIEW ALL OF OUR LISTINGS AND OUR APPROXIMATELY 200 OFFLINE LISTINGS (NOT ON MLS) VISIT US AT MCDADI.COM



PHOTO: JASON HARTOG



PHOTO: BARRI TRIM & MOULDINGS INC.

PHOTO: JASON HARTOG

PHOTO: SANDY MACKAY



PHOTO: SANDY MACKAY



# STAIRCASES

## GOING UP AND DOWN IN STYLE

Interior Designer **Dolores Pian** shares her ideas.

Staircases are corridors, leading both the eye and visitor from one storey to the next. An important element in the design and function of a home, stairs can make a dramatic or subtle statement.

When planning a new staircase or renovating an old one, it's important to seek a reputable staircase manufacturer who can provide expert advice on types of steps, spindles and handrails, as well as crucial information regarding timing and pricing.

### DECISIONS, DECISIONS

**Staircase design is based upon your needs and wants, for example:**

**Architectural style:** Gothic Revival, Georgian, craftsman or modern?

**Function:** utilitarian, statement piece or discreet?

**Shape:** straight, scissor, open, closed or double (à la *Gone With The Wind*)?

**Materials and finishes:** wood, glass, iron, metal, painted or carpeted?

### SAFETY FIRST

**MAKE IT STRONG AND MAKE IT SAFE**

"Stairs are the most complicated aspect of your home, and your contractor can't make important decisions on-site that could contradict the Ontario

Building Code (OBC)," states seasoned contractor Dan Robinson. "Even the smallest change can become a life-safety issue, affecting permit requirements and construction. Hire a professional who can design what you want and help you make important decisions to get your permit."

### ALL GOOD THINGS REQUIRE TIME

Whether traditional or modern, all professionals agree: Stair placement and design should be one of the first interior elements considered when planning a project. "It's important to have a clear, unified vision between all parties: client, builder and homeowner," says Lee Whitaker, President of Barrie Trim & Mouldings. "Make sure all parties involved are all on the same page, trying to achieve the same outcome."

### TIPS FROM THE PROS

Ask for shop drawings and 3-D renderings. They're a great way to review your decisions prior to building and installing a staircase.

Beware of falling in love with internet images. Staircase details from other jurisdictions may not follow strict OBC requirements.

### OPEN-PLAN LIVING

Minimalist staircases are the eye-catching, sculptural focal point of many interiors. Their seamless design utilizes materials used elsewhere in the home, adding to a spacious feeling. A modern staircase can be the hallmark of a unique home.

To create a sound staircase with minimal structure, custom-stair professionals prefabricate each component, often using computers to ensure each piece is precisely cut. With the skeleton installed early in construction, all details must be finalized in advance – details cannot be modified on-site.

### THE FUTURE OF SPECTACULAR STAIRS

**Lighting:** LEDs show stairs in their best light, and can be placed on the wall, tread, handrail or riser. To avoid shadows on staircase treads, use a light source with a wide beam.

**Varying materials:** Mixing metals and metal finishes offers another colour and sensory option for your décor.

**Laser-cut balustrade:** Any design imaginable can be created for your unique project.

Stairs can be magic. So make them beautiful, one step at a time. **OH**



PHOTO: SANDY MACKAY



*natural beauty...*



Visit our showroom at 220 Queen St. S., Streetsville, Mississauga

**WWW.CCHARM.COM 905.542.9333**





1

**1 SWISS INTERIORS**

**Lamp**  
In every life a little glam must fall. A sleek circular body finished in antique bronze is complemented with a white marble base and white cotton shade.

217 Lakeshore Rd E., Oakville | 905.844.3530 | swissinteriors.com

**2 INTERIOR DESIGN HOUSE**

**Table**  
This beautiful, classic, chrome-and-glass table with castors is sleek and sensible. The glass shelves provide easy storage. End and console tables are available in various sizes.

4047 Fairview St., Burlington | 905.634.3439 | interiordesignhouse.com

**3 KENNEDY GALLERIES**

**Bar-In-A-Box**  
Serve in style. This bar-in-a-box is crafted with embossed leather in a champagne finish on a metal base. A flip top reveals a six-bottle compartment, ice bucket and drop-front with a mirrored serving tray.

86 Queen Elizabeth Blvd., Etobicoke | 416.255.1177  
kennedygalleries.com

**4 OAKVILLE PAINT & DECOR**

**Home Fragrances**  
Seasonal scents from Maison Berger are perfectly mastered and controlled. Candles and diffusers in fir, cinnamon, clove and hints of vanilla will fill your senses and comfort you on cold winter days.

216 Oak Walk Dr. Unit 3, Oakville | 289.725.2200  
5636 Glen Erin Dr. Unit 5, Mississauga | 905.858.1708 | erinmillspaint.com

**5 IN2ART GALLERY**

**Art**  
Ryan A Sobkovich, gathering inspiration from the Canadian landscape and northern rocky shores, transforms wilderness into colourful, dynamic paintings.

350 Lakeshore Rd. E., Oakville | 905.582.6739 | in2artgallery.com

**6 CUSTOM HOME DECOR**

**Custom Textiles**  
Call in the experts for all things one-of-a-kind, from window coverings and bed treatments to upholstery. Imagine your favourite chair with a textile that is uniquely you.

2390 Wyecroft Rd. Unit 7, Oakville | 905.849.5544  
customhomedecor.ca

**7 DIVINE PRESENTS**

**Gift Basket**  
Christmas is the right time to say, "I'm thinking of you." Give the gift of a beautifully designed basket for someone who loves to entertain. Consider a charcuterie board with gourmet treats, perfect for sharing.

905.975.0280 | divine-presents.com OH



3



4

# winter WONDERLAND

Come in from the cold to an elegant interior.



2



6



5

Sunset Through The Pines, Killbear. Oil on canvas, size 48-by-84 inches.



7

good taste

# MULLED WINE

RECIPE AND PHOTOGRAPHY JENELLE MCCULLOCH



**online** Get more recipes at [ourhomes.ca/mag/cook](http://ourhomes.ca/mag/cook)

## INGREDIENTS

- 4 or 5 star anise pods
- 1/3 cup sugar or honey
- One orange, sliced
- 2 cinnamon sticks
- 1/2 tsp whole cloves
- 1 bottle of a bold, full-bodied red wine

## GARNISH

- Orange slices
- Cinnamon sticks

## DIRECTIONS

In a medium saucepan, combine sugar or honey, orange slices, cinnamon sticks, cloves and star anise.

Add 1/2 cup of red wine and simmer over medium heat until flavours are infused and a syrup forms.

Turn heat to low and add the rest of the wine. Gently heat through, being careful not to bring the wine to a boil.

Serve with an orange slice and cinnamon stick. **OH**



*Creating a small portion of syrup allows the spices to infuse with the wine without the risk of overheating the entire batch – which can lead to burning off all the alcohol.*

Legend has it mulled wine was created by the Romans to protect their bodies from the harsh winter cold. Sounds like a good enough reason for me! Besides, everything tastes better with a bit of sweetness and spice.



**DOWNSVIEW KITCHENS**  
AND FINE CUSTOM CABINETRY



Visit our website: [www.downsviewkitchens.com](http://www.downsviewkitchens.com)



The Downsview cabinetry collection is custom crafted in North America and available through select kitchen design showrooms  
**DOWNSVIEW KITCHENS 2635 RENA ROAD, MISSISSAUGA, ON PHONE (905) 677-9354**

# CEDAR

## THE TREE OF *Life*

STORY **MELANIE REKOLA**

Cedars are some of the most widely misunderstood and often unappreciated trees in our area.

Throughout my 20 years as a landscape designer, I've witnessed countless disparaging remarks about the humble cedar – the most common being their tendency to attract mosquitoes. It's certainly true that, in the wild, cedar trees naturally populate damp areas, and these damp places appeal to mosquitoes. But in a cultivated setting, a cedar will attract no more of the biting insects than any other tree on your property.

**In fact the common and unpretentious cedar has a place in nearly every outdoor space, no matter how large or small – and has countless positive attributes.**

As evergreens, cedars retain their foliage throughout the winter, keeping their lush look year-round.

Cedars are fast-growing, robust conifers that hold up well in cold climates.

Great for small spaces, cedar is quite malleable – trim it to fit the height, shape and width desired.

A hedge of cedar makes an excellent privacy, wind or sound screen.

Planted along a driveway, they're brilliant as a barrier for rolling basketballs and the like.

A cedar can be an excellent refuge and nesting site for small animals, and the ample seeds a food source for local birds and wildlife.

Cut branches of many types are excellent for Christmas arrangements, inside and out.

Cedar wood is naturally disinfecting and resistant to water damage, hence its use in applications from saunas to cutting boards.

The compound thujaplicin gives cedar its trademark pleasant scent.

### COMMON VARIETIES OF CEDAR

#### EMERALD CEDAR (*THUJA OCCIDENTALIS "SMARAGD"*)

With a very tight, emerald green, conical form, these are the formal types often planted in a stately row, in pairs to flank an entryway or as a specimen planting. For best success, young trees should be protected by a wrapping of burlap for the first winter after planting. Like all cedars, they favour moist soil.

#### WHITE CEDAR (*THUJA OCCIDENTALIS*)

Often referred to as swamp cedars, these native cedars can be found growing in moist areas and along shorelines, though they also occur in dry areas where the soil is not acidic, such as on limestone. They provide invaluable shelter to a host of birds and mammals all year long. In urban settings, this variety is normally grown as a hedge.

#### BLACK CEDAR (*THUJA OCCIDENTALIS "NIGRA"*)

Very similar to white cedar. Tough, and even tolerates some shade. Another great hedging variety, it has a smaller stature and its bark and leaves are a darker green.

#### DEGROOT'S SPIRE CEDAR (*THUJA OCCIDENTALIS "DEGROOT'S SPIRE"*)

An interesting cedar tree with slightly twisted branches and a narrow, upright form. It's quite beautiful, but less vigorous than other types. Planting these cedars in a protected area with adequate moisture, plus wrapping them for their first winter after planting, is essential.

### HEALTHFUL BENEFITS

Cedar has a long and impressive history of medicinal uses, earning the name arborvitae, meaning "tree of life."

With potent and beneficial phytochemicals, the essential oil of *Thuja occidentalis* is antimicrobial, antibacterial, antiviral and antifungal – with immune-stimulating properties as well. Cedar also acts as an expectorant, aiding in chest congestion and productive coughs.

Cedar is a sacred plant to Native Americans and revered for its medicinal, household and ceremonial purposes. Exceptionally high in Vitamin C, cedar was used to treat and prevent scurvy, and indigenous people taught early explorers and settlers to the New World to make tea from cedar and other conifers. Some First Nations communities would dry and powder the leaves to use as a poultice for various skin conditions. Traditionally, the Algonquin used an infusion of the leaves to treat children with colic. The Abnaki, Algonquin and Iroquois treated rheumatic illnesses with topical applications of this versatile plant.

This winter season, why not try adding cedar to a bath for its immune-boosting, circulatory-stimulating and mild pain-relieving properties. Cedar foot baths work well, too: Simmer a few hearty handfuls of leaves in a pot on the stove for about 20 minutes and strain. As an herbal steam, cedar is wonderfully aromatic and helpful in breaking up sinus and chest congestion.

For all its medicinal, aromatic, aesthetic and utilitarian qualities, the cedar has remained a humble tree – one that warrants consideration in your next outdoor project. **OH**



## Our Doors Open Eyes.

Introducing Unitech's **Contemporary Collection** of fibreglass entry doors. Modern, stylish and in demand. It fits the modern home and your style.

**UNITECH**  
EXTERIOR DOORS

Visit Unitech's showroom or website for the latest door ideas.  
**Showroom: 260 Jevlan Drive, Woodbridge**  
**www.unitechdoors.com**  
**905.856.5290**




## Bring Life to Your Indoor or Outdoor Space



Tropicals • Annuals • Sedum • Moss • Living Wall Rentals for Events & Trade Shows  
**View more of our projects at livingwalls.ca**

416.888.5869 ■ 905.939.2784 ■ info@livingwalls.ca



double take



PHOTO: GORDON KING | DESIGNER: LEONHARD VOGT

# GREEN WITH *envy*

RECREATE THIS LOOK IN YOUR OWN HOME.



1



2



3



4



5



6



7

8

- 1. CURREY & COMPANY: Grand Lotus Gold Chandelier
- 2. RENWIL: City Views by Amber Fey, Printed on Canvas
- 3. SUNPAN: Cornella Dining Chair in Forest Green
- 4. MOE'S: Kennedy Bowl
- 5. CRATE & BARREL: Dundee Bronze Floor Planter with Short Stand
- 6. DÉCORS VÉRONNEAU: Artificial 5-foot Traveller Palm
- 7. NUEVO: Salk Dining Table by District Eight
- 8. MERCANA: Clicker I Rug OH



**HAND CRAFTED**  
*Elegance*

Mannington Hand Crafted hardwood collection features premium quality, hand-sculpted and hand-finished options for authentic artisan texture and beauty.

**Eden Tile-It**  
CARPET | TILE | HARDWOOD

4060 Fairview Street Burlington 905.632.8066  
3727 Hwy # 6 Mount Hope 905.679.5669

5490 Harvester Road Burlington 905.634.9244

[www.fileit.ca](http://www.fileit.ca)

**MANNINGTON RESIDENTIAL.**  
mannington.com | 1.800.356.6787

©Floor Designs Copyrighted by Mannington Mills, Inc. ©Mannington Mills, Inc. 2016



66 years

**Swiss Interiors**  
Furniture & Home Decor

905.844.3530  
217 Lakeshore Rd. E., Oakville  
[www.swissinteriors.com](http://www.swissinteriors.com)

Four Floors of Furniture   
Proudly Supporting Canadian Manufacturers

# WELCOME *home*

STORY **CATALINA MARGULIS**  
PHOTOGRAPHY **JASON HARTOG**

*IT USUALLY TAKES A LIFETIME TO MAKE A HOME FEEL LIVED IN, BUT **LISA FRAHM OF FRAHM INTERIORS** MANAGED TO ACHIEVE JUST THAT SPIRIT WHEN SHE CAME ON BOARD TO FINISH AND FURNISH THE INTERIOR OF A NEW FAMILY HOME IN SOUTHWEST OAKVILLE.*

Designed by **Keeren Design**, the open-concept home features soaring ceilings, plenty of windows to maximize natural light and pale oak hardwood floors.

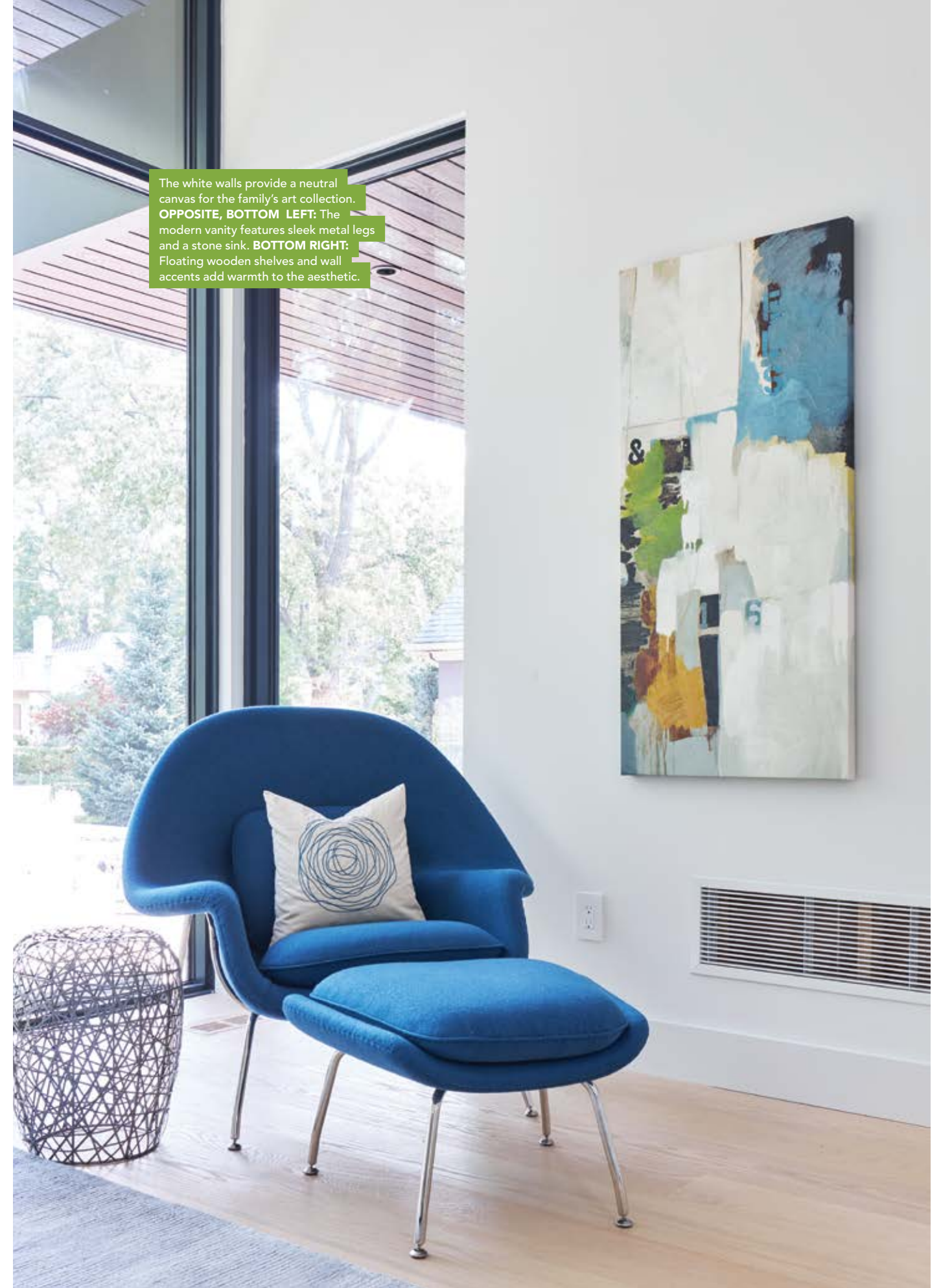
“The whole house is bright; there’s not one room in the house that isn’t,” says Lisa, of the four-bedroom, five bathroom 5,000 sq. ft. home. “The design of the main floor is so beautiful, so open. From the front door, you can see all the way to the back of the house. I think that’s what makes it really special, all the glass and views to the outside.”

The homeowners saw a project by **Stuart Riley Bespoke Builder** and Frahm Interiors and wanted to recreate some of its elements in their new home. Lisa insisted on creating a space that was uniquely theirs, blending their ideas with her own to create an interior that reflects their personal taste and style. *Continued on page 30*

A glass surround and cantilevered staircase makes a statement on the main floor.



**LEFT:** Deep indigo accents fuse with neutrals in the den. **BELOW:** Minimal furnishings reflect the home's clean, modern lines.



The white walls provide a neutral canvas for the family's art collection. **OPPOSITE, BOTTOM LEFT:** The modern vanity features sleek metal legs and a stone sink. **BOTTOM RIGHT:** Floating wooden shelves and wall accents add warmth to the aesthetic.

Elements like the family's art collection add a personal touch. The couple met Mississauga artist Chris Masoure at an art show and commissioned a painting that now sets the mood in the dining room. "He came to the house and saw the space and painted this for our dining room. It fits the space so well," says the homeowner.

The living room also contains a standout piece, this time by Peterborough artist and welder Owen, who re-purposes industrial artifacts as gorgeously imagined works of art. "He's near our cottage, and he has his own company, Burn Island," says the homeowner. "It's a very cool, sort of rusty piece of metal that's bent and welded."

*Continued on page 32*







*"FROM THE FRONT DOOR, YOU CAN SEE ALL THE WAY TO THE BACK OF THE HOUSE. THAT'S WHAT MAKES IT REALLY SPECIAL, ALL THE GLASS AND VIEWS TO THE OUTSIDE."*



Lisa also repurposed some of the furnishings from the homeowners' previous house, combining them with newer pieces to freshen up the overall look. "I appreciated that Lisa used a lot of our own things where she could," says the homeowner. "The home is very much a combination of things we already had and things that she introduced, so it felt like home when we moved in, rather than like we were walking into a magazine."

The homeowners were impressed Lisa helped them create such a warm and inviting home, considering the open layout of the space. "One of the things Lisa did very well was to make it a modern house, but also to give it a very warm feel."

"We used a lot of matte finishes and textures as opposed to gloss and bling," says Lisa.

To balance the sofas in the great room, Lisa found two large wooden stumps fashioned into coffee tables from **Elte MKT** that perfectly complement the large space and seating area. *Continued on page 34*



**TOP:** The streamlined kitchen was designed and built with maximum efficiency and functionality in mind. **LEFT:** Designer Lisa Frahm helped the homeowners create a home that reflects their unique tastes. **ABOVE:** A simple shelf carries the wood accents into the dining room.



She also made sure the home was suitable for the couple's children, aged 11, 10 and 7, and that it would continue to work and suit the family as the kids got older.

"Lisa was very, very good at recognizing that we're going to have little people around with dirty hands and friends and all of that," says the homeowner. "The couches are easy to wipe off, even though they're a lighter colour, and the home has a nice, youthful feel to it. She was very in tune with our needs as a family."

*Continued on page 36*

**ABOVE:** A large floating vanity and unique pendants elevate this bathroom space. **ABOVE RIGHT:** Geometric patterns and soft pastels make a girl's room pretty. **RIGHT:** Watercolours brighten up the neutrals in the bedroom. **FAR RIGHT:** Carefully chosen tiles in varying textures blend seamlessly in this bathroom.



**From Inspiration to Installation.**

Experience dream rooms with Decorating Den Interiors. **All initial consultations are in-home and complimentary.** Why? Because we simply believe it's the most honest and sincere way to begin a long-term relationship.

- Convenient in-home meetings - you are that busy and we know it
- Designs inspired by you and your life - it's all about you
- Choice and flexibility - whatever you fancy, we can find it
- White glove project management - we are all about the details
- Client service - we got this, now sit back and enjoy



**Amandeep Brar, Director of Design**  
 416-832-7543  
 ritubr@decoratingden.com  
 ritubr.decoratingden.com


**Advertise With Us**

Give your business the benefit of premium exposure and connect, like never before, to our extensive targeted readership!



**Suzanne Strong**  
 705.446.4877  
 suzanne.strong@ourhomes.ca

**Lisa Ormsby**  
 705.445.5065 x200 or  
 1.877.600.4840 x1  
 lisa.ormsby@ourhomes.ca



**In2(little)art Show**  
 Nov 16 - Dec 22

This event features original art priced \$350 and under

[www.in2artgallery.com](http://www.in2artgallery.com)

350 Lakeshore Rd E Oakville 905.582.6739



The home has another feature many couples include on their dream-home wish list: separate walk-in closets. One contains a window, the other has a skylight. The master bedroom also has a rooftop terrace with a view to the backyard, making for a luxurious, private retreat when the grownups need a little bit of space from their little ones.

The spacious master en suite features a walk-in shower and textured tile. The design incorporates his-and-her vanities, a soaker tub and a small sitting area with a bench. Done in black and white, the space is calming and offers the perfect respite after a long day.

It all adds up to a new, modern home that is warm and welcoming – a space the family will enjoy for many years to come. **OH**

**LEFT:** The grain of the wood keeps this modern bedroom from feeling too austere. **BELOW LEFT:** A walk-in closet with a window makes mornings easy. **BELOW RIGHT:** Strategically placed windows allow for maximum light in this en suite.



**ch**  
**CORNERSTONE**  
HOME



MAKE IT YOUR OWN  LOVE BEING HOME

*Love Being Home... for the Holidays!*

Expecting company? We have a huge selection of sleeper sofas.

Get your custom order booked in time for the holidays.

 @CornerstoneHome

 @cornerstonehomeinteriors

cornerstonefurniture.ca





# MORE OR LESS?



STORY **TAMARISK MCNALTY STEPHENS**  
PHOTOGRAPHY **JASON HARTOG**

In the world of interior design, there is always a debate about minimalism versus maximalism, and whether “more of less” or “more of more” reigns supreme. It becomes as much a philosophical debate as an aesthetic one.

One is not better than the other, trendy or passé. They are simply different approaches on how to curate and edit the environment in which you inhabit, based purely on personal preference.

Both aesthetics are equally difficult to execute properly and require just as much thought and attention to detail. A minimalist space of “too little” can feel cold, bare and incomplete when implemented with the wrong formula. A truly maximalist space of “too much” can seem chaotic without consideration of the principles and elements of design.

*Continued on page 40*



**STAGE RIGHT**  
“MAKE THE DIFFERENCE”

*Sell your home for the best price in the shortest time with Stage Right!*

289.880.0500 | stageright2sell.ca



**Jill Ackerman**  
Certified Staging Professional® (CCSP)  
Certified Colour Consultant™ (CCC)

**First impressions matter!**  
We style your home for sale, focusing on what will attract buyers and bring you the highest possible price for your property. We work with you to present the best features of your home while minimizing its challenges.

*“Your home will sell, not sit – I stake my reputation on it!”—Jill*



**REPAINT  
REFACE  
REPLACE**



“ I didn’t know I had so many **Affordable Options** ”

1163 King Rd . Unit 7  
**Burlington** 905.632.6465

220 Nebo Rd . Unit 1  
**Hamilton** 905.381.4269

info@decorrestore.ca  
www.decorrestore.ca

*Respraying and refacing are available in custom colours with carpenters available for your on-site modifications.*

# decorating

## MINIMALISM

Although the term minimalism has become more mainstream during the last decade, the concept emerged in the 1950s visual arts and was later applied to other streams, such as architecture and interior design. Its focus is on intentionality – removing the distraction of excess to focus on core values or life purpose. Minimalism is not so much about how much (or how little) stuff you have but is focused on deciding what is wanted and needed. One of the biggest misconceptions about minimalism is having to live with bare necessities and doing without life's luxuries. The intention is the opposite – to consciously decide what is important in your life – and creating a life centred around that.

### Minimalist interiors tend to exhibit the following qualities:

- \* an uncluttered, simple, clean space
- \* a monochromatic colour scheme
- \* items that meld function and beauty
- \* focus on architectural features rather than on decorating
- \* focus on essentialism (nothing is generally present without thought to function)
- \* a strong emphasis on light, form and material selection

### You might prefer a minimalist interior if:

- \* you like clean lines and uncluttered space
- \* you're overwhelmed by too much stuff
- \* you prefer the calming effect of natural, subdued colours



PHOTO: SANDY MACKAY

## MAXIMALISM

In the world of interiors, maximalism was born as a reaction against minimalism. A maximalist space is defined by more of everything – colour, patterns, art and accessories. The appeal for people who love decorating and collecting is that there are no hard and fast rules and it's about personalization over perfection. Although minimalists would find a maximalist space cluttered and excessive (one of the biggest misconceptions about maximalists is that they are hoarders and that there is no sense of order in their space), a successful maximalist space has been highly curated to keep it from turning into complete disarray.

### Maximalist interiors generally include the following characteristics:

- \* layers of patterns
- \* bright, bold colours
- \* a blend of different period styles
- \* collections of art, found objects, heirlooms, etc.
- \* an air of glamour

### You might prefer a maximalist interior if:

- \* you are energized by bright, bold colours and various patterns
- \* you love collections
- \* you find minimalist spaces to be boring and devoid of self-expression

At the end of the day, the way you choose to live in your home is an expression of your style, lifestyle, beliefs, appreciations and values. Everyone has different preferences and can handle various levels of stimulation in the environment that surrounds them. Whether you prefer "more of less" or "more of more" – regardless of what's trending – just do you. ☺

Your Drapery and Shade PROFESSIONALS

AUTOMATION SPECIALISTS  
HunterDouglas

CALL LAURIE FOR A FREE IN-HOME CONSULTATION\*  
\*some conditions apply  
DIRECT 416-660-8874  
SHOWROOM HOURS:  
Mon-Sat 10-5, Sun 12-4, or by appointment

**Covers**  
Designers' EDGE  
BLINDS | SHUTTERS | DRAPERY

905-333-8121

Appleby Crossing: 2500 Appleby Line, Burlington, ON L7L 0A2  
www.coverscanada.ca

*Divine Presents*

CUSTOM MADE GIFT BASKETS  
\* Corporate Orders Welcome \*

905.975.0280 www.divine-presents.com  
giftbaskets@divine-presents.com

Smart Shadings Unlimited Possibilities

When you choose motorized window coverings from SHADES of HOME you guarantee an open, safe and scalable connected home.

Control your window coverings with AMAZON ALEXA GOOGLE HOME

Marie Iannace, Stephen Poxon, Hilary Banchello

somfy  
AUTOMATION SPECIALIST

Interior Decor | Custom Drapery | Blinds | Shades | Motorization & Automation

HOME AUTOMATION SHOWROOMS

900 Caledonia Rd, North York 416-787-8555  
1200 Speers Rd, Oakville 905-827-8555  
www.shadesofhome.ca

Best of houzz 2019 SERVICE



STORY **GINA MAKKAR** | PHOTOGRAPHY **JASON HARTOG**

# THE ART OF EXCEPTIONAL *craftsmanship*

**THE PLACE:** When 20-year-old cabinetmaker Mike D’Uva arrived in Toronto from Italy in 1967, he became the first employee of Downsview Woodworking, a 2,000 sq. ft. shop named after its first location. Mike quickly became a co-owner, renamed the company **Downsview Kitchens**, moved it to a larger location and became the sole proprietor in 1980. Today, Downsview Kitchens is a world-renowned

manufacturer of luxury custom kitchens and cabinetry. Two generations of the D’Uva family manage a 300,000 sq. ft., state-of-the-art facility in Mississauga and have more than 200 employees.

**THE CRAFT:** Downsview is known for its craftsmanship and quality. It offers clients hundreds of colour and finishing combinations for a true custom product. Each piece blends the artistic eye of

the designer and the timeless skill of the cabinetmakers with the latest in manufacturing techniques for exquisite pieces that are beautiful, functional and stand the test of time.

**THE DIFFERENCE:** Downsview Kitchens is known for producing some of the finest kitchens in the world. A talented team of designers, technicians, craftspeople, finishers and artisans work in synergy,

and their expertise has helped propel the company to the top of its class as an industry leader. Though things have changed over the years, the team remains true to the company’s core values: integrity, craftsmanship and innovation.

**WHAT’S TRENDING:** Whether it’s traditional or contemporary, Downsview can create a unique aesthetic that

perfectly suits the preferences and tastes of the most discerning clientele. With an eye on the best kitchens of tomorrow, the team continually searches the world for the latest in products and materials. Add a little something bold with bronzed stainless steel. For a more modern love, try lacquer or textured melamine. For simple and streamlined, try walnut veneer. The possibilities are endless. **OH**

**GET THERE:**  
2635 Rena Rd.,  
Mississauga  
[downsviewkitchens.com](http://downsviewkitchens.com)  
905.677.9354



# 12 holiday hacks FROM A DECORATING PRO

STORY **JOYCE TURNER-GIONET**  
PHOTOGRAPHY **JASON HARTOG**



**LEFT:** Cozy cabin charm meets traditional by coupling warm and rustic holiday accents. **BOTTOM LEFT:** Ornaments collected over time tell a story. **BELOW:** The Christmas tree's slim profile slides seamlessly into place. **OPPOSITE:** Natural and faux elements weave together and add an organic element.



**J**ust like a life hack, a holiday hack is a strategy, technique or tip to make holiday decorating organized, easy and memorable. We tapped **Natasha Melanson** of **Natasha Melanson Designs** for 12 hacks on keeping it real and realistic over the holidays. Natasha's home was on the **Junior League of Hamilton-Burlington Holiday House Tour** in 2018. Here's your chance to get the inside scoop on how a busy designer gets it done.

*Continued on page 46*

## Happy Holiday Hacks

1. Start early.
2. Have a theme.
3. Stick to a budget.
4. Build in family traditions.
5. Mix it up.
6. Be scents-ible (we experience the holidays through all our senses).
7. Reuse, recycle, repurpose.
8. Keep it livable.
9. Switch it up from year to year.
10. Don't forget lighting.
11. Step out of your comfort zone (even just a little!)
12. Have fun.

Sweet treats add a little fun and whimsy to the kitchen décor. **OPPOSITE TOP:** Hints of red and green help tie the open concept kitchen into the chosen colour scheme. **BOTTOM:** Wood slices are a wintery, nature-inspired addition.



### Start Early

Natasha and her husband love holiday entertaining, so she typically starts decorating six to eight weeks before Christmas. The planning starts earlier. Natasha suggests hitting the after-Christmas sales to pick up things for the next year.

Decorating Natasha's house took two weeks. "It can be overwhelming to do it all at once, so work on one room at a time and don't forget a touch of glam in bathrooms, bedrooms and even the laundry room," says the pro. But keep it livable, a tree in every room just isn't realistic for most families.

### Have a Theme

This decorator leans toward the traditional when it comes to theming for the holidays. It's obvious she loves rich reds and deep greens, classic plaids and streamlined stripes, but she keeps things interesting by varying colours and shades, mixing metals, pairing live materials with faux, layering, texturing and adding the unexpected. Like Natasha, pay attention to lighting, it's a mood maker.

"Don't limit yourself," says Natasha. Whatever your decorating style, traditional, transitional, contemporary or modern, it's always fun to step out of your comfort zone once in a while. "Browse the Pinterest website," says Natasha. People pin truly unique ideas to their boards. *Continued on page 48*





### Budget

Create a budget and stick to it. Decorating shouldn't stress you or your budget. "Think of holiday decorating like building a good wardrobe. Choose a few statement pieces and then accessorize with less expensive, but distinctive finds," says Natasha. Her own ornaments have been amassed over the years. "They have history, they tell stories," she says.

Despite her creds as a professional decorator, Natasha is practical about budgets. On the kitchen island, burgundy chargers and classic green dinner plates are topped with white tin camping cups, edges trimmed in red. A fun find at Walmart, they're perfect for hot holiday cider. In the dining room, clear plastic globes from the dollar store serve as place holders. Instead of name tags, Natasha rolled up old family photographs, slipping them inside to unfurl. The photos encouraged holiday chatter about Christmases past. Empty wine bottles make great candle holders. Drop a string of mini lights inside each bottle for added ambience.



Natasha filled an unused niche with a mini holiday tree. The perfect way to greet guests!



Wrapping a few art pieces in holiday paper in the upper hallway is simple and effective.



Instead of placecards on the table, clear Christmas balls found at a dollar store hold family photos from years gone by.

### Traditions

For most of us, the holidays are about family and friends. The Melansons and their extended family get together each year to bake, and everyone takes some home for the freezer so there's always something sweet on hand. To lighten the load when hosting, Natasha suggests creating holiday serving stations for buffets, desserts, drinks, even coffee and hot chocolate for the kids.

"On Christmas Eve, the first specialty drink is made by me. After that, family and friends help themselves to everything," Natasha says. It's about making people feel at home. *Continued on page 50*



Christmas bunting and mini fir trees add a fun, festive touch to the bathroom.



A hint of Buffalo plaid and holly berry jazzes up the grey and white laundry room.

### Mix things Up

Natasha loves to combine fresh greenery with faux. Done well, it's difficult to tell – is it real or artificial? Decorating on the fireplace mantel in the family room is a subtle mix of both, with a delicate sprinkle of artificial snow.

On the dining room table, the wood cuts were done locally. Natasha's friends own a woodlot. The circles were cut with an axe and hand oiled. Although she uses them year-round as hot pads, chargers or to serve food, the live edges are particularly appropriate paired with Christmas greenery. Each place setting includes a parchment menu, decorated with a cedar branch sealed to the paper with a wax stamp from Michaels.

### Be Scents-ible

"On the tour, people commented how nice our house smelled." It was all about the fresh greens and a well-kept designer secret... natural scent sticks called Sentsicles, Natasha reveals.

*Continued on page 52*



Simple red accents add a holiday twist to the masculine greys in this bedroom.

**THEgattiGROUP**  
CUSTOM BUILDERS • RENOVATORS

10 YEARS

From Design to Execution... contact us for a consultation

12 THEODORE DRIVE, MISSISSAUGA, ON L5M 1E4  
905-566-9072  
INFO@THEGATTIGROUPCORP.COM  
WWW.THEGATTIGROUPCORP.COM

2019 BILD



**The Happy Space**

Shardie puts the Happy into any Space:


- . Decorating for the holidays
- . Staging homes for sale
- . Styling homes for living

**Shardie Stevenson**  
Certified Staging Professional (CCSP)  
289.259.3422 • stagingurspaces@gmail.com

Leading supplier of barnboard, reclaimed wood, live edge and custom furniture



1044 Cannon St E, Unit C, Hamilton  
hamilton@barnboardstore.com  
@barnboardstore



**TOP LEFT:** Simple, organic elements like a flocked tree maintain the master bedroom's serenity. **TOP RIGHT:** Greenery adds texture and colour to the cool en suite palette. **ABOVE:** Just a small touch makes a big impact and ties together the décor throughout.

She tucks them into arrangements and inside faux tree branches. If "scenting" appeals to you, Sentsicles can be found at Terra, Michaels, Canadian Tire, Walmart and on Amazon. They come in cedarwood, balsam, fir and pine.

Natasha is also a fan of mixing metals. "Don't be afraid to pair gold ornaments with silver and add splashes of whatever colours fit your theme," she says.

### Repurposing

Reuse, recycle and repurpose. The burlap basket sitting on the stairway was filled with fallen branches that hubby collected along Appleby Line. Natasha added string lights and glass ornaments to reflect window light. In the entranceway, Natasha made a seven-foot tree the focal point. Set on a table, its height draws the eye upward to the soaring 23-foot ceiling.

### Keep it Livable

Natasha decorates bedrooms, bathrooms and for the tour, she even gave the laundry room a touch of red. "But keep things livable," she reminds readers. A

tree in every room just isn't practical, in most cases. We don't want to tiptoe around overly precious decorating.

In the master bedroom, two spring wreaths were repurposed. "They had been on my front door for years and I was actually going to throw them out, but then I thought 'why not use gold spray paint to bring them back to life.'" Leftover fabric was used to wrap the pot that holds a tiny tree.

Although not on the 12 holiday hacks list, Natasha says "don't discount the unexpected in design." A few photographs on the family room wall were wrapped like presents. "It was a prime attention getter. I wrapped recent photos and left those from the past unwrapped, and, just like the place-card holders, it started the family reminiscing."

### Switch it Up

Any final tips from the pro? "Switch things up." Don't decorate the same way every year. A new year brings an opportunity to do things differently – as much in decorating as in life. So have fun! **OH**

## A&R DESIGN BUILD

Building Lifestyles Since 1973

Custom Home Design • Modify an Existing Plan • Customize a Viceroy Style Home  
Or Use Your Own Design to Create Your Custom Dream Home

Model Home Hours: Monday - Friday: 9am-5pm • Saturday 10am-4pm  
Or By Appointment • Hwy 400 & Innisfil Beach Road

705.436.4663 | [arcarpentry.com](http://arcarpentry.com)  
1942 Commerce Park Drive, Innisfil

## Beautiful Things

*French Country, antiques, hand painted furniture and shabby chic home décor.*

Our Oakville boutique offers lovely pieces ready to grace your home with old world charm. Step into our "as-is" room and enjoy the flea market experience.

Custom Upholstery • Custom Furniture Painting

2359 Lakeshore Road West Oakville, Ontario  
905.847.2922 [www.mybackshed.com](http://www.mybackshed.com)

# STEP ON IT

## 3 FAB FLOORS TO TRY IN A HURRY



STORY SARA BEDERMAN

### FLOORING IS ONE OF THE BEST WAYS TO BOOST YOUR HOME'S OVERALL APPEAL.

Whether you want to increase your property's resale value, you've purchased a fixer-upper or you're looking to upgrade your forever home, a fab new floor is a great place to start. Flooring is a huge commitment. It occupies a large visual area, which means it lays the aesthetic groundwork for your home's look and feel. New floors can also be quite expensive. You'll want to consider your flooring choices carefully.

As a designer, I'm all too aware of the endless flooring options available on the market. It's enough to make anyone's head spin. The trick to choosing the right flooring is rating each choice on these three factors: aesthetic, function and price. Here are three popular flooring products that scored on all three. *Continued on page 56*

PHOTO: STEPHANI BUCHMAN

Bringing Your Art to Life!

Over 30 Years of  
100% Custom, Quality,  
Onsite Service

**Cave Art**  
PICTURE FRAMING &  
QUALITY PLAQUE MOUNTS

www.gocaveart.com  
905-333-5616

3514 Mainway, Burlington, ON

**STEEL TILE CO.**  
METAL ROOFING MANUFACTURERS

1.800.461.5567  
tileinfo@steeltile.com

MAKING A STATEMENT  
WITHOUT SAYING A WORD!

**A LIFETIME OF PROTECTION FOR YOUR BIGGEST INVESTMENT**  
Come Explore the Benefits & Discover the Lifelong Durability  
of a Steel Tile Metal Roofing System!

*Family Owned Since 1986!*

3487 Thomas St., Innisfil  
Showroom Open to the Public: Monday - Friday: 8am - 5pm  
www.steeltile.com

**POSH** Ontario's Most  
Award Winning

**Home Cleaning**

findthedustbunny.com

**Stonecroft**  
By Carey Homes

**MODEL FOR SALE!**  
CONTACT FOR DETAILS

**PERFECT**  
the art of  
**LIVING**

Open-Concept Bungalow Designs  
FROM THE MID \$600's

**ONLY 7 LOTS REMAIN!**  
Walkout & Lookout Lots Backing Onto Green Space

A Complete Community in Quaint New Hamburg

**Stonecroft truly is a community within a community**

Whether you enjoy indoor or outdoor activities, Stonecroft has something for you and is the ideal home for the social and active adult.

- Walking distance to local shopping
- 15 minutes to Kitchener/Waterloo and Stratford
- All of your shopping needs just minutes away from New Hamburg
- Exclusive resident activities including golf, hiking clubs, billiards, fitness activities, travel groups, crafting and card leagues
- 18,000 sq. ft. Rec. Centre
- 5kms of landscaped walking trails within Stonecroft

**Model Home Open 5 Days a Week in New Hamburg**  
(closed Tuesday & Wednesday)

12 Amberdale | 12:00 - 5:00pm | 519.662.6621  
stonecroftsales@careyhomes.ca | stonecroftnewhamburg.ca



**FUZION FLOORING:** Laminate  
- SoHo Loft Collection in Silver Oak

## LAMINATE \$

Modern laminate flooring products are a popular choice for good reason. They're cost-efficient and ultra durable. Aesthetically speaking, they are not far behind their costlier counterparts. In fact, today's laminate products are head and shoulders above their predecessors, thanks to advancements in technology and the manufacturing process. Expect to see crisper, deeper embossing and colours that are faithful to their original counterparts. Check out laminate wide-plank flooring, which looks uncannily like hand-scraped hardwood, or tiles that are suspiciously similar to stone, slate and travertine. You'll have to touch them to confirm if they're authentic or fabulous fakes.

**DESIGNER TIP:** Laminate flooring is a great choice for high-traffic areas like playrooms and basements. As a high-impact, low-cost option, I like to match a laminate to my engineered wood and substitute the lesser in the basement. The result is a low-cost, high-impact look you'll love. Check out the vast collections of engineered hardwoods available today like Kitsilano - Cypress Peak. Alternatively, its cheaper but equally stunning stunt double, is SoHo - Silver Oak Laminate.



**FUZION FLOORING:** Luxury Vinyl  
- SmartDrop Elite Tile in Azure Sky

## LUXURY VINYL TILE \$\$

When it comes to price, luxury vinyl tile is a step up from laminate - and the same can be said for its durability and aesthetic attributes. This product delivers a high wear-resistance, with the bonus of being water resistant and, as some manufacturers even claim, waterproof. I suggest seeking out options with a base layer of cork and opt for glue-free click systems that stay in place thanks to their own weighted design.

**TRY IT IN:** Playrooms and basements. It's even suitable in light commercial settings.



**FUZION FLOORING:** Engineered Hardwood  
- Kitsilano Collection in Cypress Peak Finish

## ENGINEERED WOOD \$\$\$

Now this is the most expensive and, in my designer opinion, the most beautiful option. Who doesn't love real wood floors? Solid wood is susceptible to seasonal gapping and buckling, thanks to seasonal fluctuations in temperature and humidity levels. For these reasons and more, solid wood floors have made way for engineered wood products. Now, don't get me wrong - all wood is prone to water damage, but by virtue of its construction, engineered wood can withstand more pressure. Engineered wood floors are made from a layer of real wood bonded to sub-layers like plywood, which are arranged in multiple directions to lend stability and eliminate warping and bowing. This added stability also allows more varied plank sizes, widths and lengths - not to mention a lower price than solid wood.

**IDEAL FOR:** Above-grade floors, layered over in-floor heating systems, and if the budget allows, in a finished basement for a more harmonious look between levels in the home.



PHOTO: STEPHANI BUCHMAN

At first glance, flooring may not be the sexiest design element in your home, but it's certainly one of the most important ones. Your floors are a part of your home that everyone sees and uses daily, whether they do so consciously or not. Perhaps a fabulous floor will make you more aware of the beauty that lies underfoot **OH**

## HAMILTON

96 CHESTER AVENUE • 50 x 140 FT. DEEP LOT • \$1,149,900

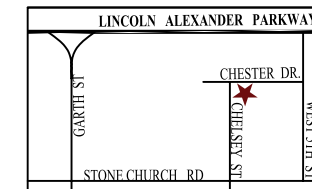


Scarlett  
HOMES.COM

### AVAILABLE IMMEDIATELY

- 3,534 sq. ft. including 4 bedrooms
- Each with Ensuite Access
- 10 ft Main Floor Height
- 9 ft Second Floor Height
- Fully Finished Basement

For Appointment Text: 905.920.0053




Custom Built by SCARLETT HOMES LTD.

VISIT: [www.SCARLETTTHOMES.com](http://www.SCARLETTTHOMES.com)

## ANCASTER

3 DEERFIELD LANE • WALKOUTS AVAILABLE



Scarlett  
HOMES.COM

### OVER TWENTY MODELS

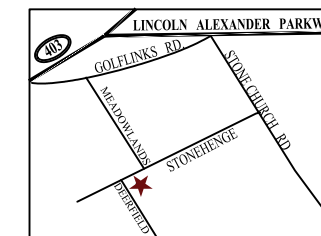
PRICED FROM \$899,900 TO \$1,499,900

Main Floor Master Bedroom Designs

Call 905.318.3800

Email: [info@scarletthomes.com](mailto:info@scarletthomes.com)

[www.SCARLETTTHOMES.com](http://www.SCARLETTTHOMES.com)



Custom Built by SCARLETT HOMES LTD.

PRESENTATION CENTRE OPEN 1 - 5 DAILY • CLOSED FRIDAY

UNITED  
LUMBER

Home  
hardware  
building centre

UNITED  
TRUSS

**UNITED TRUSS** is committed to providing our customers with the highest quality roof and floor systems, at competitive prices. Demand the best from your builder by purchasing your truss and engineered wood needs from one of Ontario's only wood truss manufacturers with a third-party audited quality control program

PROVIDING GREAT SERVICE & GREAT VALUE.



The Home You Always Wanted, The Way You Want It.

[www.unitedlumber.ca](http://www.unitedlumber.ca)

Submit Your Designs for a Truss Quote

Barrie  
705.726.8132  
520 Bayfield St. N.

Bolton  
905.857.6970  
12833 Hwy 50 S.

Georgetown  
905.873.8007  
333 Guelph St.

United Truss - Innisfil  
705.436.3425  
3325 Thomas St.

# LET IT SNOW, *Let it snow*

PHOTOGRAPHY JASON HARTOG

These pros help make your home a beautiful retreat during the snowy winter.

### AT WORK

**Winter Florals:** For the Junior League Holiday House Tour, we're featuring white trees with white flowers and plenty of sparkle and silver accents. Silver magnolia, peonies and orchids blend natural and glam elements for a breathtaking effect. Large flowers like magnolias look beautiful on trees, and fresh florals can be placed in tubes and woven into tree décor.

## MARTHA MCPHEE

Maranatha Log House Flowers & Decor

Maranatha has been creating unique floral displays for more than 30 years. Choose from an array of artificial arrangements or fresh flowers to add drama in different seasons. There's something for every occasion. The shop is filled with fresh flowers in a variety of colours and textures and one-of-a-kind home décor. Feeling creative? Sign up for one of Martha's seasonal flower-arranging workshops.

### AT HOME

**Winter Scent:** I love the smell of burning logs, apple cider and cinnamon. **Winter Home Décor:** I love to use things that are natural or look natural and then add a little glitz and large-scale pieces for drama.

**THERESA MCLOUGHLIN, HOLLIE COOPER & VIC CHADHA** (standing)  
**ELZBIETA KOZANECKA, EVA SILVEIRA, HALINA OLEJEK, SHIKHA CHADHA** (seated)

Custom Home Decor

### AT HOME

**Winter Scent:** Sweet and spicy, like clove and orange. **Winter Décor:** Layering cosy textures, mixed metals and natural wood accents. **Fireside Or Snowbound:** Relaxing by the fire, with a glass of wine.



### AT WORK

**Trending:** Highly textured bouclé fabrics, non-traditional-shaped upholstery, anything and everything wood with clean lines. **What's New:** We have recently added to our wide variety of rugs, large selection of furniture and so many beautiful accessories. **Why Go Custom:** Get exactly what you want. We have you covered and won't settle for anything less than what you envisioned.

Custom Home Decor specializes in drapery, soft home furnishings and upholstery. A 4,000 sq. ft. design centre offers the latest designer fabrics, decorative hardware, wallcoverings and a Hunter Douglas Gallery. A selection of furniture, rugs, accessories and art add the finishing touch. A passionate team of seamstresses and upholsterers are dedicated to their art, resulting in superior craftsmanship and attention to detail. Technology experts provide smart-home solutions. They'll see your project through from initial meeting to installation, giving you peace of mind.

Continued on page 60



**DENNIS  
AT HOME**

**Favourite Gift To Give:** A bottle of good red wine.  
**Winter Comfort Food:** Homemade chili. **Fireside Or Snowbound:** Fireside.

**KRISTA  
AT HOME**

**Favourite Christmas Treat:** Warm croissants with orange butter. **Holiday Décor Style:** Traditional rustic.  
**Winter Getaway:** Saint Martin.

**AT WORK**

**What's New:** An expanded showroom in Hamilton, Caesarstone Design Centre and bathroom vanities.  
**Current Projects:** Custom kitchens, refaced and restyled cabinetry, master en suite and laundry room cabinetry redesigned. **Specialty:** Our wide range of services enhance kitchens while working with existing components to keep costs down. Kitchen projects range from respraying existing cabinetry, modifications or a full redesign.

**KRISTA & DENNIS TOSELLO**

**Decorrestore**

Family owned and operated, we provide customers from Mississauga to Hamilton with both custom kitchens and restyled kitchens with new cabinet doors. Our full line includes quartz countertops, hardware, sinks and faucets. Our highly-skilled team works to create your dream kitchen, partnering with exceptional trades to offer added services in drywall, flooring and tile.

**AT WORK**

**Design Edge:** With many new products available to solve function and design elements, clients don't know where to turn. That's where we come in. With 30 years in the business, we've seen it all. We keep an eye on the marketplace to find solutions to address every design challenge.

**Specialty:** Recommending products and solutions that offer clients a designer look while addressing their wants and needs. Of course, we keep their budget in mind.

**MARIE IANNACE,  
STEVE POXON  
& HILARY BARICHELLO**

**Shades Of Home**

Shades of Home offers the best in functional and decorative window treatments for your home. They offer quality, brand-name products at a reasonable price, and beautiful custom drapery, shades, bedding and accessories made uniquely for you.

**WHAT CLIENTS WANT**

Whole home solutions, including motorized window treatments with the ability to control lighting and sound, using voice-activated solutions like Google Home and Alexa. Automated solutions that open and close shades as the seasons change, apps like IFTTT that are integrated into a Smart-Home Hub.

**WHAT'S TRENDING:**

**Multi-function solutions, like blackout roller shades combined with ripple-fold sheers, and sunscreen light-filtering roller shades with blackout drapery.**



Continued on page 62

people

## CECILIA JACKMAN, JEFF JACKMAN & SANDY BAYLEY

United Lumber Home Hardware Building Centre

As a Home Hardware Building Centre, United Lumber carries a wide range of products from everyday building materials for any size job to anything you may need to make your house a home. Products are geared for both the contractor and the homeowner, with a large lumber department, housewares and a full seasonal department. **OH**



### CECILIA AT HOME

**Winter Scent:** Cranberry.

**Go-To Winter Décor:** Warm fluffy throws and pillows. **Fireside**

**Or Snowbound:** Definitely like sitting by the fire more than being in the snow.

### AT WORK


**What's New:** The Duop floor-to-ceiling cleaning kit.

**Home Projects:** Painting and woodworking. **Winter Must-**

**Haves:** A fireplace, ice salt, scrapers and shovels.

# DOORWAY INC.

*Quality Doors - Since 1993*



*Visit Our Showroom To See Our  
Fiberglass Doors on Display!*

4361 Harvester Rd, Burlington (Between Appleby Line and Walkers Line) 905.639.5122 [www.doorwayinc.ca](http://www.doorwayinc.ca)

SEE OUR DIRECTORY FOR ALL CONTACT INFORMATION.





**LIBERTY CUSTOM CABINETRY**

**Liberty Custom Cabinetry** is a family run business that is committed to supplying their clients with superior design and craftsmanship in custom woodworking. Our extensive experience allows us to offer a personalized approach to every project.

We specialize in custom designed and built kitchen and bathroom cabinetry. We use state-of-the-art production machinery and software to mill all components in house while maintaining the highest attention to detail. All finishing is done within our own facility to ensure the best quality possible.

A kitchen is often the most used area of any home, where family and friends come together. We keep this in mind when designing our layouts to achieve a functional and aesthetically pleasing design that will last for many years to come.

Whether your project is a new construction or renovation, we utilize contemporary, traditional, transitional and ultra modern design cues. We have an endless selection of products and colours available to suit your taste and lifestyle.

Contact us today to visit our showroom to discuss your needs and how we can help you with your dream kitchen or bathroom. **131 B Carlauren Rd, Vaughan 905.856.7678**

**libertycustomcabinetry.com**  
*(Please see ad on pg 75)*



**UNITECH DOORS MANUFACTURER**

Forty years has earned us a reputation for consistently delivering quality products to our customers. **Unitech Doors Manufacturer Inc.** – a second-generation business – continues to maintain a team with expertise and a strong work ethic.

Our philosophy is to integrate the highest standards of production with customer service and we concentrate on being not the “Biggest” but the “Best”.

We use only the latest in computer technology in P.V.C. manufacturing techniques, ensuring a consistent finished product each and every time. We individually inspect every door we produce, which will enhance your home and increase your comfort.

Our fibreglass doors are three times more airtight, efficient and secure, and have five times the insulating properties than wood doors.

Unitech Doors Manufacturer Inc. will dramatically improve the appearance of virtually any home and will maintain their beauty for many years to come. So if you're looking for a grand entrance to your home, look no further than Unitech!

**Visit unitechdoors.com to see our inspirational Before and After Gallery or visit our showroom at 260 Jevlan Dr, Woodbridge 905.856.5290**

*(Please see ad on pg 25)*



**DECORATING DEN INTERIORS**

Amandeep Brar, who opened a **Decorating Den Interiors** franchise earlier this year, is excited to build on her previous experience in home staging by being able to offer a wide range of interior decorating through the company's proven business model. Brar offers full-service design and has direct relationships with 135 suppliers in the LIVV Home Collection™ of fine furniture, custom window treatments, wall and floor coverings, accessories, lighting and even closet systems.

We take samples directly to the client's home or office, provide complimentary design services, and personally see projects through to completion. Our extensive choices enable us to work within a wide range of budgets and lifestyles. This is a true one-stop shop for all design needs.

Decorating Den Interiors, North America's leading in-home decorating service and largest home furnishings and interior design franchise company, celebrated its 50th year in business.

Brar became a Decorating Den Interiors franchise owner after progressing through an extensive qualifying process and completing the company's Professional Decorating and Sales School along with other pre-business opening training. She has a bachelor's degree in home science, a diploma in leadership skills, and a certificate in home staging. She also is continuing studies with the Interior Design Institute.

**ritubrar.decoratingden.com**  
**ritubrar@decoratingden.com**  
**416.832.7543**  
*(Please see ad on pg 35)*



**STONEY CREEK FURNITURE**

**Stoney Creek Furniture** offers an unequalled selection of quality, inspired living, dining and bedroom furniture, mattresses and so much more in our over 85,000 square foot Stoney Creek showroom and second location in Vaughan.

Whether you're looking for the perfect investment piece or an on-trend accessory, we have the largest and latest selection of designer furniture from contemporary to traditional and everything in between for every budget and style.

2019 marked our 50th Anniversary and President Jim Fee credits his staff as playing a key role in this milestone. “The experience of shopping at a family-owned, family-run business, versus a big box, comes down to the people working there,” says Fee. “A significant amount of Stoney Creek Furniture's staff have been with the company anywhere between ten to thirty years, a fact that has been instrumental in creating the commitment, family feel, and enthusiasm that exists at both the Stoney Creek and Vaughan locations. People coming into the store sense a different vibe here. Because we are not commission-based, customers feel comfortable browsing in our relaxed environment.”

We also offer professional design services. Our team can help you design your home and provide inspiration. Whether you are furnishing a room or a full house, we can create the look you'll love. **395 Lewis Rd, Stoney Creek and 7979 Weston Rd, Vaughan 800.263.8575**  
**stoneycreekfurniture.com**



**TEAM NIWAAS**

**Team Niwaas** is a team of four realtors and two additional support staff working to bring your real estate vision to life. Members of our team have diverse backgrounds, ranging from Healthcare to Politics, all united by their passion for Real Estate. It doesn't matter if you are looking to buy or sell a small property or a large executive luxury home, we offer the same level of care and service to all of our clients.

We understand that a home is one of the largest and most important purchase a family makes, and our goal is to make that purchase as easy and stress-free for you. We also understand that in today's day and age, technology is leading the charge in every industry. That is why we employ a full-time digital marketing specialist to ensure that your property is marketed thoroughly, so we can bring in the highest offers in the shortest amount of time possible.

Our team covers many locales west of Toronto and specializes in many forms of residential real estate. Do you want to know how our team can help fulfill your real estate needs? **Reach Team Niwaas at 647.786.2012 niwaas.ca**



**MY BACK SHED**

**My Back Shed** is a beautiful boutique in Bronte Village in Oakville. We specialize in painted antique and vintage furniture and are the destination for all enthusiasts of French country and shabby chic décor. The store is a major source of inspiration for decorators and customers who like the romantic style and casual feel of our transformed pieces.

In addition to furniture, the store is filled with hand-picked, one-of-a-kind items for a unique shopping experience. Browse our selection of sparkly chandeliers, antique mirrors, soaps and bath products, upholstered chairs, ottomans and many other home décor items.

Our warehouse is filled with a wide selection of pieces in their original condition. Take one home for a fabulous DIY project or enlist our custom painting and upholstery services to refurbish it. We also restore treasured pieces that clients bring from home.

**2359 Lakeshore Rd W, Oakville 905.847.2922**  
**mybackshed.com**  
*(Please see ad on pg 53)*



**LET IT RAIN**  
*Roofing & Home Renovations*

**Roofing and Home Renovations**

With 30 years experience providing quality services in Toronto, Mississauga, Etobicoke and the Greater Toronto Area, Let It Rain ensures your roof will withstand the harsh GTA climate.

We provide roofing and home renovation services to homeowners, architects and builders.

- ✓ Complete Roofing Systems
- ✓ Roof Insulation and Attic Upgrades
- ✓ Skylights, Sun Tunnels
- ✓ Eavestroughs, Soffit and Fascia
- ✓ Roof Repairs
- ✓ Home Renovations from Top to Bottom
- ✓ Financing Available

**letitrain.ca**

Phone 1-877-686-7246 for a  
**FREE ESTIMATE**

# WINTER *warm-up*

STORY **PHYLLIS LUI & ALEEM KASSAM**  
PHOTOGRAPHY **PROVOKE STUDIOS**

THE CRISP AIR AND EARLY EVENINGS OF WINTER LURE US INDOORS to hibernate – if not for an extended period through these cold months, then at least for some quality time to cosy up after a long day braving the freezing temperatures. We like to approach the task of seasonal décor as we would a wardrobe. Just as the weather defines the clothes you wear, so too should it play into what you have in your home. By layering some key elements into your décor, your space will be cosy as can be, regardless of the temperatures outside. Here are some of our favourite ways to crank up the heat, without ever touching the thermostat.



## *Accessorize in Layers*

Combine colours, patterns and various textures to lend your home a warmer overall visual impact. An area rug layered over a larger rug or wall-to-wall carpet creates a luxurious, plush effect. By the same logic, double-up on your cushions and throws, too. Sofas, loveseats, chairs and even a corner of the room can instantly become that coveted cocoon we all so desperately need in winter.



## *Heavy Fabrics*

Heavier textiles are a great addition to the home when temperatures fall. Think velvet, thickset corduroy, faux fur, wool and chunky cable-knit designs. Swap out your lighter bedding and use richer, heavier, textural and weighted sheets, blankets, bedspreads and accent pillows. Consider swapping out your window coverings with the change in seasons, too. While a second set of heavier-fabric drapes is a bit of an additional investment, it'll be worth the spend and the benefits are twofold. You'll create a warmer, cosier look overall in your home, and heavier window coverings can actually help naturally regulate your home's internal temperature, giving your utility bills a break.

## *ADDING A DIMMER IS A GREAT WAY TO EASILY ADJUST YOUR HOME'S LIGHTING.*

### *Warm Light*

Believe it or not, the type of light bulbs you choose has a huge impact on the visual temperature of your space. The neutral option, bright white, is not quite yellow (on the warm side) nor blue (on the cool side). If you wish to warm up the look of your home, simply replace your bright white bulbs with soft white ones, which are a slightly warmer shade and a very popular choice in living rooms and bedrooms, where a cosy ambience is typically preferred. With any kind of light, use dimmer switches – we can't stress this enough! In fact, we recommend putting a dimmer on every light. They're a great way to customize your home's lighting, depending on the season, the occasion or your mood.



In addition to these no-fail solutions to winter's darkness, one of the easiest and cheapest ways to warm up your home is with good old-fashioned candlelight. When the temperatures drop, line your mantels, windowsills, shelves and tabletops with arrangements of glowing pillars and tealights. Place your candles in view of a mirror to double the light and warmth. Let's not forget the obligatory PSA: Be careful to never leave burning candles unattended, or consider high-quality faux battery candles.

With Canada's drastic swings in temperature throughout the year, it only makes sense that our homes adapt in order to provide us with comfort and style. If your objective is to warm up your home, play a word association game for inspiration. To you, warm might be something physical, such as a fireplace stacked with wood, or a woolly blanket rolled up at the foot of the bed. Perhaps warm is something more abstract, like a colour or a particular scent. Think cinnamon. With the right seasonal switch-ups, your home will be perfectly toasty, all year round. **OH**

*Phyllis Lui and Aleem Kassam are partners at Kalu Interiors.*

**INTENTIONAL**

*build*

**GREAT DESIGN HAS EVOLVED OVER TIME, FROM SHAG RUGS, PSYCHEDELIC GRAPHICS AND FAUX WOOD PANELLING TO CLEAN LINES, BRIGHT WHITE KITCHENS AND MID-CENTURY MODERN FLAIR. A FIRST HOME IS OFTEN A SEA OF BLANK WALLS, EACH ROOM A PROMISE OF BIG THINGS TO COME. AS TIME PASSES, OUR TASTES CHANGE, AND SO DOES OUR VISION OF WHAT MAKES A GREAT HOME.**

*Continued on page 70*

STORY **GINA MAKKAR**  
PHOTOGRAPHY **JASON HARTOG**

A custom, multi-purpose walnut bar on the wall provides a smooth transition between the kitchen and living spaces.

*“When we walked into the house, that’s when we really got the feel of the backyard and the whole landscape.”*



The glass floor of the catwalk creates a dramatic promenade to the bedroom.

**ABOVE:** A blue glass catwalk is the epitome of fun and function. **ABOVE RIGHT:** Nature-inspired artwork adds colour. **RIGHT:** A powder room is a great space to experiment with bold colours and textures. **OPPOSITE:** Patience paid off when Colleen found the perfect stone for the fireplace surround.



## Tony and Colleen

chose Port Credit when they decided to embark on a new home build. “Tony always loved this area, and we wanted to be where we could walk to town,” says Colleen. “We like to cycle and run, so we wanted to be able to get onto a bike path. We wanted to have that active lifestyle.”

In searching for the right property, they originally dismissed the spot their home now stands on. Its aging bungalow had to come down and the surroundings lacked impact. On their next visit, they decided to step inside. “When we walked into the house, that’s when we really got the feel of the backyard and the whole landscape.”

With the perfect backdrop in place, they called on home designer **David Small** of **David Small Designs** and **Joel Atkinson** of **Profile Custom Homes** to make their vision a reality. Though they weren’t strangers to new home builds, Colleen says a mature outlook resulted in a much different experience. “When you are younger and starting out, you are building the box and building necessities. It seemed more important this time to get what we wanted on our wish list. As we get older, priorities change, taste changes, you can do things with intention.”

The overall design is contemporary with a warm touch. A modern exterior incorporates plenty of windows for natural light. “It’s kind of funny, because we never thought we were modern,” Colleen says. “As you start to go through magazines, you get a better feeling of yourself.” *Continued on page 73*



Barely-there appliances were a must to maintain the kitchen's streamlined aesthetic. **BELOW LEFT:** Joanne Hamaway of AyA Kitchens helped the couple through the process from start to finish. **BELOW:** Natural walnut brings warmth and balance to the high gloss cabinetry.

"I think we went through every detail to make it all work," says Joanne.



Colleen admits striking the right balance took time and patience, especially when sourcing materials that would lend the look and feel they were after. "The fireplace took me forever, because I didn't want black and white," she remembers. "I find black and white very strong, for me." The couple worked primarily with **Ciot** for tiles throughout the home. While browsing Ciot's Vaughan showroom, Colleen came across porcelain slabs with various colours and patterns that had just the right amount of warmth. "**TLK Construction Ltd.** took pictures of the slabs and mapped them on a piece of paper, and then cut the slabs to ensure the best look possible," she says. The effect is spectacular.

The wish list of items included a main-floor master bedroom and a solarium-style living room with floor-to-ceiling windows where the family can relax. "Main-floor living was number one," says Colleen. A blue glass catwalk is a showstopping feature seen from the front door. "We were at a home that had a walkway that led to library shelves on the second floor, and I thought it would be cool to have a catwalk of some sort."

The custom cabinetry was a fundamental feature of the overall design. When the couple first stepped into **AyA Kitchens**, all the pieces fell in place. *Continued on page 74*



Oversize handles add a touch of contemporary. **BOTTOM LEFT:** A floating staircase removes visual obstructions and maximizes living space. **CENTRE:** Warm wood tones are carried to the master en suite. **RIGHT:** The bedroom hallway is lined with custom cabinetry.






“We checked out AyA because it’s in the neighbourhood, and that brought us to [Joanne Hamaway](#), and we just clicked.”

Joanne, senior designer and sales associate with AyA, was on site early in the process, and helped the couple integrate custom cabinetry throughout. “We’d draw things out on graph paper and look at it,” says Colleen. This allowed Joanne’s expert eye to spot and fix inconsistencies before they became a problem. Adjustments were made to the kitchen window location to provide balance between the cooktop and the tall cabinets along the window wall.

“It was so easy to work with them,” says Joanne. “We worked together so well that our ideas kept bouncing back and forth. They knew exactly what they wanted. The high gloss and natural walnut were important. It was about configuring and making sure it all combined and worked together.”

The kitchen’s blend of high-gloss cabinetry with warm walnut adds dimension. A bar area designed by Tony integrates the living and kitchen spaces. Push-to-open latches on doors provide a seamless look and cleverly conceal bar items. No detail was ignored, down to the height of the shelves to accommodate glassware and the depth of the drawers to store bottles.

“I think we went through every little detail to make it all work,” says Joanne. “It was done perfectly,” says Colleen. *Continued on page 76*



A floating vanity creates visual space. **ABOVE LEFT:** Blue adds a powerful punch in a spare bedroom. **BELOW:** Teal accents mirror the tones in the vivid artwork.



feature



Wall-to-wall windows and heated floors allow the couple to enjoy the changing seasons. **LEFT:** The lower level is complete with a separate bathroom for overnight guests.

Joanne advises homeowners to get a cabinet company involved early in the process. “Plan it all out and then make the necessary changes as you go through the process, that way it’s not rushed, and it gives you lots of time to design your dream kitchen and built-ins.”


Without the rush, Colleen and Tony were able to add items to their wish list, like the wine fridge and coffee centre in the three-season room. The small addition provides big function, as it saves guests from going to the kitchen to get drinks.

AyA also fabricated the luxury wine cellar in the lower level, the bathrooms throughout, and the walk-in closet in the master bedroom. The closet cabinetry incorporates Colleen’s love of blue, its soft shade a beautiful transition to the bedroom and en suite. “When you walk into

each bedroom, the way Colleen decorated picks up on the colours of the cabinets,” says Joanne. From top to bottom, the home is a well-planned labour of love.

“We are both detail-oriented and spent a lot of time going through things and dissecting things,” says Colleen. “You just don’t want to make a mistake, because it’s the last house we are going to have.”

Having pros on the design team was a definite must to help pave the way to home-building success. “They had so much input, and it’s helpful when clients come in and know what they want and are part of the process,” says Joanne. “At the end of the day, they are living in it, I’m just here to help and guide.” **OH**



It’s all fun and games in the rec room, which walks out to a pool, spa and sauna. **RIGHT:** A custom wine cellar makes for easy entertaining.



Winter doesn’t have to be Cold and Dreary. Warm things up with Budget Blinds!

We’re Budget Blinds, and we’re North America’s #1 provider of custom window coverings. We do it all for you; design, measure and install – because we think everyone, at every budget, deserves style, service, and the peace-of-mind of the best warranty in the business.

Call now for your free in-home consultation!

Buy More, Save More  
25-50% Savings  
on selected Signature Series Products

PRESENT THIS AD AT THE TIME OF ORDER TO RECEIVE AN ADDITIONAL 10% OFF.

**BUDGET<sup>®</sup>  
BLINDS**

Style and service for every budget.<sup>®</sup>

**Burlington  
905-484-3372**

Blinds • Shutters • Shades • Drapes • Home Automation

\*Applies to selected window treatments from Budget Blinds. Restrictions may apply, ask for details. Valid for a limited time, not valid with any other offers, discounts, or coupons. Offer good at initial time of estimate only. At participating franchises only. ©2019 Budget Blinds, LLC. All Rights Reserved. Budget Blinds is a trademark of Budget Blinds, LLC and a Home Franchise Concepts Brand. Each franchise independently owned and operated.

# directory

OUR HOMES attracts the area's finest businesses to advertise in our pages, and utilize our unparalleled distribution and coffee-table appeal to market their products and services. We're making it easier for you, our readers, to become educated as you plan your home- and real estate-related purchasing decisions. View these business ads online at [ourhomes.ca](http://ourhomes.ca). The listings below are organized alphabetically by industry.

## ARCHITECTS/ARCHITECTURAL DESIGN/ ARCHITECTURAL TECHNOLOGISTS/ DRAFTSMEN & DESIGN

David Small Designs, 10&11

## ART/ARTISANS/ART GALLERIES/ STUDIOS/WORKSHOPS

Cave Art, 55  
In2art Gallery, 35

## AUDIO VIDEO/HOME AUTOMATION/ ELECTRONICS/SMART HOME TECHNOLOGY

Custom Home Décor, 14

## BEDS & BEDDING/MATTRESSES/ SLEEP PRODUCTS

Covers Canada, 41

## BUILDERS

A&R Design Build, 53  
Ambassador Fine Custom Homes Inc., 5  
Dover Coast, 3  
Scarlett Homes Ltd., 57  
Stonecroft Homes, 55  
The Gatti Group Corp., 51

## BUILDING/LANDSCAPE SUPPLIES

United Lumber Home Hardware  
Building Centre, 57

## CABINETS & MILLWORK/CARPENTRY/ FINE WOODWORKING/CUSTOM FURNITURE

Barnboardstore.com, 51  
Liberty Custom Cabinetry, 64, 75

## CHARITABLE/NON-PROFIT ORGANIZATIONS

Welcome Wagon, 12

## CLEANING

Posh, 55

## FLOORING

Eden Tile-It, 27  
The Floor Shop, 83

## FLORAL DESIGN/FLORISTS

Maranatha Log House Flowers, 7

## FURNITURE & HOME DÉCOR/ ACCENTS/GIFTS/COLLECTIBLES

Cornerstone Home Interiors, 37  
Country Charm Mennonite Furniture, 19  
Custom Home Décor, 14  
Joshua Creek Trading Furniture  
& Home Decor, 9  
My Back Shed, 53, 65  
Smitty's Fine Furniture, 4  
Stoney Creek Furniture, 64  
Swiss Interiors, 27

## GIFT BASKETS

Divine Presents, 41

## HOME IMPROVEMENTS/ RENOVATIONS

Let It Rain: Roofing & Home  
Renovations, 65  
The Gatti Group Corp., 51

## INTERIOR DECORATING/INTERIOR DESIGN/HOME STAGING

Custom Home Décor, 14  
David Small Designs, 10&11  
Decorating Den Interiors,  
Ritu Brar Designs, 35, 64  
Stage Right, 39  
The Happy Space, 51

## KITCHEN & BATH

decorrestore, 39  
Downsview Kitchens, 23  
Liberty Custom Cabinetry, 64, 75  
Oakville Kitchen & Bath Centre, 6

## LANDSCAPE DESIGN & ARCHITECTURE/LANDSCAPING/ LAWN & GARDEN

Hollander Landscaping Ltd., 25

## LIGHTING

Gerrie Lighting Studio, 15

## MANTELS/MOULDINGS

Omega Mantels & Mouldings, 13

## MOVING & STORAGE

Organized Transitions, 12

## NEW HOME COMMUNITIES

Dover Coast, 3  
Scarlett Homes Ltd., 57  
Stonecroft Homes, 55  
The Bench, 8

## PAINTING & DECORATING

Benjamin Moore, 2  
Oakville Paint & Decor Centre, 2

## REAL ESTATE

Cityscape Real Estate Ltd. –  
Team Niwaas, 65  
Hodgins Realty Group, 84  
Sam McDadi Real Estate, 17

## ROOFING

Let It Rain: Roofing & Home  
Renovations, 65  
Steel Tile Co., 55

## STAIRS/RAILINGS

Berman Stairs, 35

## TILE

Eden Tile-It, 27

## WINDOW TREATMENTS

Budget Blinds, 77  
Covers Canada, 41  
Salnek's Custom Window Treatments, 7  
Shades of Home, 41

## WINDOWS & DOORS

Doorway Inc, 63  
Unitech Doors Manufacturer Inc., 25, 64

# IT'S FINALLY HERE!

# Subscribe to our Weekly Newsletter



✓ Gorgeous Homes ✓ Exclusive Giveaways ✓ Behind-the-Scenes Access

*Delivered straight to your inbox*



Sign up today [ourhomes.ca/newsletter](http://ourhomes.ca/newsletter)

# ourhomes

CELEBRATING LIFE AT HOME





online Get more recipes at [ourhomes.ca/mag/cook](http://ourhomes.ca/mag/cook)

# Stuffed BUTTERNUT SQUASH ROAST

A delicious, meatless twist on a classic holiday dish, this stuffed butternut squash roast is perfect for your next holiday meal – and is sure to please your guests.

RECIPE AND PHOTOGRAPHY  
**JENELLE MCCULLOCH**

## INGREDIENTS

- 1 large butternut squash
- Cooking oil
- 4 cups dried bread, cubed
- ¼ cup fresh parsley, chopped
- ¼ cup scallions, chopped
- ½ cup pine nuts, toasted
- 2 Tbsp allspice
- 1 tsp salt
- 1 tsp pepper
- ½ cup butter
- 1 medium white onion, diced
- 1 cup celery, diced
- 3 cloves garlic, diced
- ½-¾ cup vegetable broth
- Butchers twine



## PREPARE SQUASH

Preheat oven to 400°F.

Slice the butternut squash in half lengthwise and remove seeds.

Place face up on a parchment-lined baking sheet. Drizzle with cooking oil and season to taste with salt and pepper.

Roast for 15-20 minutes, just until the squash is slightly tender. (Do not cook all the way through.)

## STUFFING

In a large bowl, combine dried bread, parsley, scallions, pine nuts, allspice, 1 tsp salt and 1 tsp pepper and mix.

In a saucepan, melt butter over medium heat. Add onion and celery and sauté until translucent. Add garlic and cook for another minute.

Remove from heat and add to bread mixture, along with ½ cup of vegetable broth.

Mix until combined and bread begins to break down. If the mixture is too dry, add more vegetable broth until the stuffing is wet.

## STUFF SQUASH

Remove squash from oven and scoop just enough flesh from the middle of both halves to create a cavity, being careful not to break the skin. (Save scooped squash for another use.)

Fill each half with stuffing and place the squash back together so it looks whole again. Tie with butchers twine.

Decrease oven to 375°F. Cook for about 30 minutes, depending on the size of your squash.

Slice and serve with your favorite cranberry sauce at your next holiday meal! **OH**



# BAR hopping

Impress your guests with a fabulous bar that says you're ready to have some fun. Check out these three ways to create and style a bar in any space.



**NATIVE TRAILS:** Olivos Concrete Bar/Prep Sink in Ash

✓ **MOEN:** Nio Matte Black One-Handle High Arc Bar Faucet



**ABBOTT COLLECTION:** Classic Wall Bottle Opener



**SUNPAN:** Leighland Barstool in Light Grey



**KITCHENAID:** 24-inch Beverage Centre with SatinGlide Metal-Front Racks and the 15-inch Automatic Ice Maker in Black Stainless Steel with PrintShield Finish

» **ABBOTT COLLECTION:** Gin & Martini Dishcloths



**CB2:** Dart Board

## 2 THE SMALL-SPACE BAR

With just a small corner in your home, you can create a stylish spot to converse over cocktails with these fab finds.



✓ **SUNPAN:** Enco Counter Table

**BERNHARDT:** Clarendon Bar Cabinet

**LIME LACE:** Georgie Baa Bar Stool

## 3 THE PORTABLE BAR

If a dedicated bar area isn't an option, a bar cart will do just fine. These gems add sophistication to cocktail hour.



**RENWIL:** Vista Bar Cart

**RENWIL:** Ridgewood Bar Console

## ACCESSORIES

Every bar, regardless of size, needs accessories, such as these seasonal favourites. Cheers!

- 1. AERIN:** Fausto Jigger and Shaker Set in Gold
- 2. ARTERIORS:** Wakefield Ice Bucket
- 3. GLOBAL VIEWS:** Alpen Coasters in Bark
- 4. AERIN:** Mattea Cocktail Picks in Gold
- 5. CRATE & BARREL:** Bash Beverage Tub
- 6. ABBOTT COLLECTION:** Wide Band Stemless Flute & Goblet
- 7. GLOBAL VIEWS:** Wrapped Handle Trays in Ivory Leather & Fat Bottom Decanters in Clear



# The Floor Shop

Quality Wood Flooring . . . Since 1989

MISSISSAUGA

Tel: 905.803.0050 Fax: 905.803.0066  
700 Dundas Street East

KINGSWAY

Tel: 416.234.0599 Fax: 416.234.9920  
4133 Dundas Street West

LEASIDE


Tel: 416.421.8588 Fax: 416.421.5477  
154 Wicksteed Ave

## WOOD FLOORING SPECIALISTS

Hardwood Flooring lends character and charm to any room in your home or business and best of all—it never goes out of style, and it is simply beautiful! Wood flooring has gone far beyond classic styles of traditional wood-grains. In addition to beauty, our collection of hardwood flooring offers exciting possibilities in a variety of species; oak, maple, birch, beech, walnut, jatoba, hickory, American Cherry as well as colours, widths, finishes and so much more. Since 1989, The Floor Shop, now with three locations in the Greater Toronto Area offers you incredible floors that will last a lifetime.



The Floor Shop has also been featured on several episodes of 'Holmes on Homes', the highly revered award winning HGTV program with Mike Holmes. The Floor Shop—your wood flooring specialists for warmth, livability and character.



WWW.THEFLOORSHOP.COM



**MERCIER**  
wood flooring



HODGINSREALTYGROUP.COM

\*James Hodgins - For Sold Value Out Of 77,131 Agents Across Canada Nov/13 - Oct 14. Professionally Audited

JAMES HODGINS

BROKER OF RECORD | 905-855-8700 | jhodgins@jameshodgins.com

30 YEARS OF SERVICE



TOP 50

OUT OF 77,131 AGENTS ACROSS CANADA\*



RIVERHOUSE

Simply Spectacular Credit River Sanctuary Retreat! Ultimate "Green" Home Built By Mike Holmes Custom Homes & Designed By Lapointe Architects. Overflowing Natural Light & Panoramic River Views!

\$2,699,000



SOUTH MISSISSAUGA ESTATE

Almost 1 Acre Estate Complete With Tennis Court, Guest House, 6 Garages, Breathtaking Custom Pool & 7000+ SF Manor. Brilliantly and completely updated to absolute perfection.

\$4,990,000



MUSKOKA IN CLARKSON!

Muskoka In Clarkson! Custom Built Home & Coach House Tucked Away On Private Mature Tree Lot. Refreshing Open Concept, Updated Kit. + Large Island W/Quartz, Grand Master Retreat W/Vaulted Ceiling & W/O.

\$1,899,000



DOULTON ESTATES

Over 7000sqft of luxury living backing into Credit River Valley. Perfect for Large Family. 6 bdrms, 6 baths, 20 car driveway. Just listed!

\$4,999,000



MATURE TREES

Superior & Charming River Oaks Built. Exec. Home On Premium Quiet Cres. Siding Onto 14 Acre Woods In Level Creek! 4+1 Bdrm, Gourmet Kit, W/Granite Counters, S.S. Appliances, Overlooking Sun-Filled Family Rm.

\$4,219,900



SOPHISTICATED AT ITS FINEST

Ultimate Family Retreat In Mineola West. Gorgeous 165'X150' Estate Grounds W/Pool Area, Courtyard & Lawns. Extensively Renovated Over 5000SF Of Luxurious Living.

\$2,699,000



BREATHTAKING VIEWS

Breathtaking Upgraded Luxury Penthouse W/Panoramic Views & Entertainers Terrace W/Bbq Hookup, Magnificent Open Concept W/10ft Ceilings & Gas F/P W/Built Ins. Cascading Natural Light From Huge Windows.

\$799,900



BUILD UP TO 102700SQFT IN LORNE PARK

Unprecedented Estate Building Opportunity In The Heart Of White Oaks Of Johns. Build Up To 10,270 Sq.Ft. Custom Mansion On Spectacular Almost 1 Acre Estate Lot Featuring Breathtaking Spring Fed Pond.

\$3,349,000



PRESTIGIOUS ADDRESS

Contemporary Designer Interior Wrapped In Timeless Classic Exterior Truly Innovative Open Concept. Steps To Lake - Trendy Port Credit.

\$2,799,000



GRAND ESTATES

One Of Mississauga's Most Gracious Manor Homes Situated On A Breathtaking Ravine Lot Overlooking Credit River & Miss Golf & Country Club.

\$4,499,000



PRESTIGIOUS BRIDLEPATH

Customized Home In Prestigious Bridlepath! Spectacular Addition, Reno Offers Open Concept Main Floor W/Magazine Worthy Kitchens, Appliances, Baths & Gorgeous Prof Finished Basement W/Games Room.

\$1,699,000



INCOMPARABLE SETTING

One Of A Kind Property W/Breathtaking Views Of Credit River! 1st Time Offered In 30 Years! 4600sq Bungalow W/Sun Filled Rooms, Family Size Kitchen & Walk-Out Fin Basement, Sun Rooms.

\$1,390,000



PORT CREDIT

Exciting Opportunity To Live/Work Or Build In Desirable Port Credit. Rare Rm! Zoning Allows Detached, Semi, Duplex, Triplex Or Horizontal Dwelling (W/4-6 Units) As Well As A Home Business Ind/Accessory Office.

\$1,299,000



STUNNING EXECUTIVE HOME

Stunning Executive Home On A Child Friendly Quiet Crescent In The Orchard Community. Resold Top To Bottom, 4+1 Open Concept Main Flr, W/Grand Entrance Living Rm W/Fir To Ceiling Wainscoting

\$1,289,000



Homes Not Listed on MLS

homesnotinmls.net



AVAILABLE BUNGALOWS!

bungalowhomes.me

ARE YOU SELLING YOUR HOME? CALL JAMES HODGINS 905-855-8700