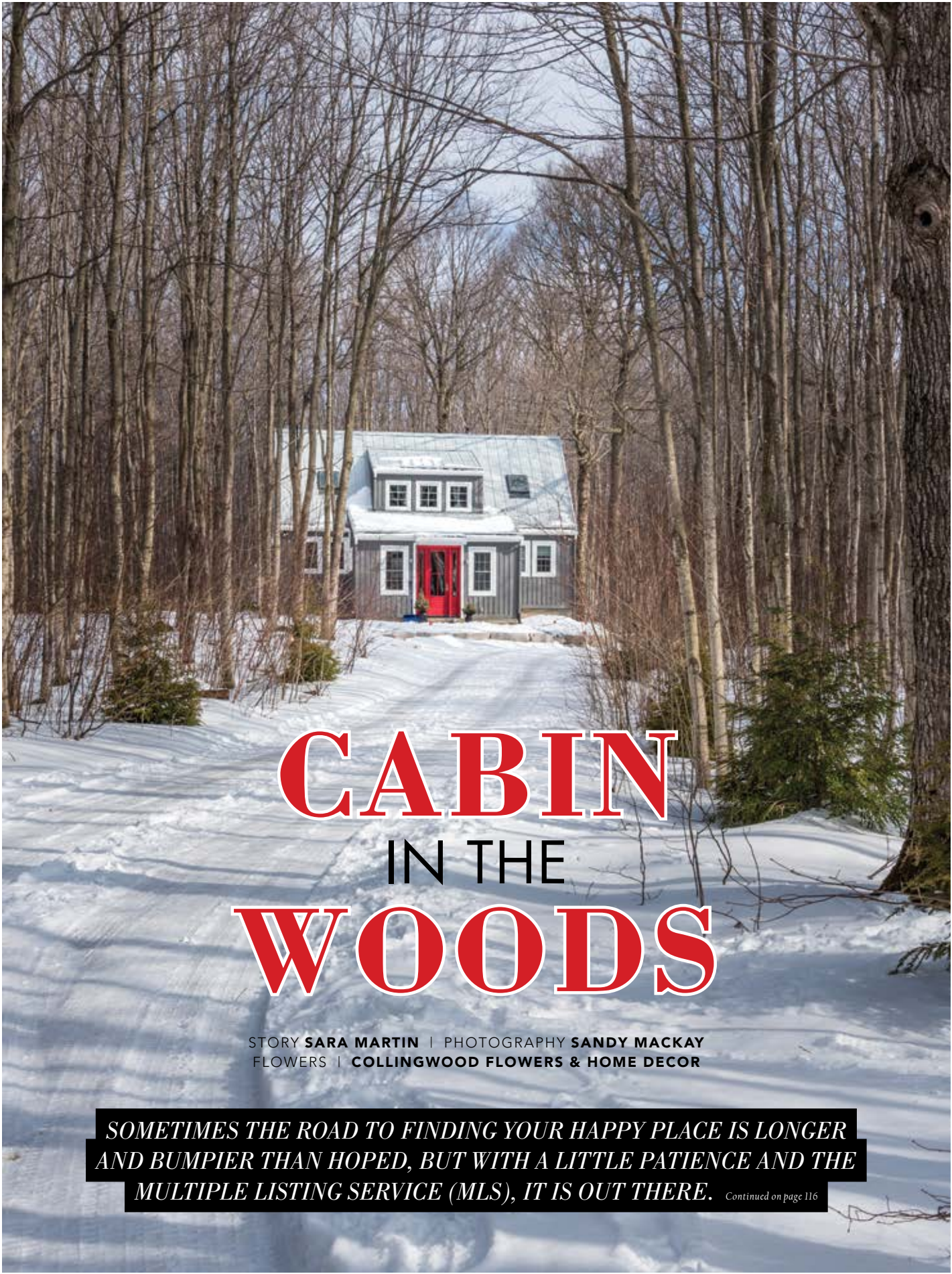




Lloyd Masonry refaced the fireplace with natural veneer drystack stone. Originally the facade went halfway up the wall, it was the owner's decision to carry it to the ceiling. **OPPOSITE:** Kelly wanted the red front door, and it is a welcome pop of colour at the end of the lane.



# CABIN IN THE WOODS

STORY **SARA MARTIN** | PHOTOGRAPHY **SANDY MACKAY**  
FLOWERS | **COLLINGWOOD FLOWERS & HOME DECOR**

*SOMETIMES THE ROAD TO FINDING YOUR HAPPY PLACE IS LONGER  
AND BUMPIER THAN HOPED, BUT WITH A LITTLE PATIENCE AND THE  
MULTIPLE LISTING SERVICE (MLS), IT IS OUT THERE.* Continued on page 116



home & builder

Bob Shanks and Kelly Shortt started on a path to finding their perfect weekend home in Southern Georgian Bay with the purchase of their first place near Craigeleith. They soon realized that the sounds and activities that come with a small lot and close neighbours was somewhat similar to what they had in Toronto. They wanted more. More land, more privacy, more peace. So they sold that home and started down another path to finding their happy place.

Over the next three years, they rented various properties in different situations, in the name of research. Their aim was to find a home that would work for their whole family, including their three sons, Ryan, Wils and Cody.

During that time, Bob, who is a self-confessed MLS addict, was searching properties. He spotted this home, but its exterior was rather drab and the interior, dated. It took another year before they went to see it. After one showing, they bought the charming cabin. The five-plus acres of surrounding hardwood bush guaranteed the peace and privacy they were looking for and

*Continued on page 118*



THE WOOD WALLS BETWEEN THE TIMBERS ARE PAINTED POLAR WHITE BY BENJAMIN MOORE.

When Bob and Kelly first saw the cabin, a painting of trees hung on the wall in the dining area. They replaced the painting with windows that offer a more realistic view. **OPPOSITE, TOP:** Kelly Shortt and Bob Shanks with their son Cody, enjoying a hike through the forest. **BOTTOM:** The open plan main floor allows everyone to be part of the action. The sectional sofa was purchased at Chatterson's Home Furniture and Appliances. Wire-brushed white oak engineered flooring was installed on all three levels.







Builder Evan Reid of Evolution Custom Building enjoys the sunshine and the beautiful addition. The soffit and eavestrough were installed by Advanced Aluminum. **RIGHT:** The double car garage was also built by Evolution. Built in the same style as the cabin and with the same roof pitch with ribbed steel panels installed by Armour Roofing.

Although not attached to the house the garage is just a short walk away and is handy for moving freshly tuned skis in and out of the lower level.



the home had a lovely post-and-beam interior. They knew there was work to be done, but decided to live in it and plan their next steps.

The unfinished basement was front and centre as the way to expand the cabin's bedrooms without changing the all-important cosy feel. They had jotted down ideas and were sharing their thoughts one weekend with their boys. Their son Ryan suggested they call **Evan Reid** of **Evolution Custom Building**, who had coached Ryan at Alpine Ski Club and was a good friend. As easily as that, everything began to fall into place.

Evan came and listened to Bob and Kelly's ideas. He connected with their vision, but knew that drawings would be required for the building permit. Having worked with Architectural Technologist **Pamela Farrow** before, he felt she would be a good fit for this project. Pam met with the couple and discussed the objective of the planned renovation. Her main focus was not blocking the line of sight throughout the house and it was her suggestion to move the staircase to the front of the house. With that decision, the project became a new large addition at the front of the home. It would add a larger front entrance with lots of windows from **Van Dolder's Custom Exteriors**, great built-in storage and the new stairs to the finished basement.



**ABOVE:** A new two-piece bathroom on the main level was added as part of the renovation. The live-edge, open shelf vanity was custom made by Nighthawk Valley Interiors. **RIGHT:** In the new front entrance, Collingwood Tile installed the plank tile in a herringbone pattern. The benches on both sides offer lots of spots to tuck outdoor footwear and ski boots underneath and out of the way. **BELOW:** French doors in the family room add lots of light.



With permits ready, the work began in May 2016. Kelly's one stipulation to Evan was that it be finished by Christmas so the immediate family could be together at the cabin, all 13 of them!

The plans allowed for two new bedrooms and a bathroom in the basement plus a powder room on the main level. As a result, a new septic had to be installed to accommodate those additions. **Jake Cassidy** of **Clearlite Electrical Excavating & Haulage** handled the new system and the landscape work around the house. He was one of the many trades Evan brought in and that Kelly and Bob have nothing but high praise for. It was an unbelievable team. Bob and Kelly are using or plan on using most of them again for future projects because of the excellent workmanship.

Designer **Katie Barnstaple** of **Corinthian Kitchen & Bath Studio**, who Evan has also worked with many times, was brought in to design and build the kitchen. Katie tweaked the original layout to offer more storage and a better flow. **Pipeworx Plumbing** and **Current Power Electrical** guaranteed the plumbing and electrical work was

Continued on page 121





**LEFT:** The two-storey vaulted ceiling in the living room offers a glimpse of the gangway to the bedrooms. The glass railings, installed by Stairhaus Inc., let the light flow through from the front foyer's upper windows. **BELOW:** Laundry is located in the lower level. A sliding barn door closes it off from the rest of the lower space when in use. **BOTTOM:** Cosy and comfortable seating surrounds the wood-burning fireplace. "This is my happy place" has pride of place on the mantel.



A contemporary wire work light fixture does not impede the view from the windows.



**LEFT:** Evan and his team went to great lengths to match the stain of the old beams to the new, it is now impossible to tell where the new addition starts. **ABOVE:** A violet door opens to a calm and quiet bedroom tucked under the eaves.

always on schedule. The new, larger island is now a gathering space for the family and the kitchen's perfect design handles cooking large family meals with no problem at all.

A mixture of terracotta tile, carpet and wood was ripped up and beautiful new hardwood flooring from North Country Floors & Home was installed on all three floors to unify the space. **Brad Shaw** of **Nighthawk Valley Interiors** created the built-in benches in the front entrance and the vanities in the bathrooms. One of the simpler changes to the interior was painting the wood walls Polar White by **Benjamin Moore**. Kelly was hesitant about painting the wood as she was worried that it would change the atmosphere of the cabin. She now believes it has added a new element that sets off the beautiful post-and-beam construction perfectly.

As Evan sums it up, renovating always has its surprises, but putting together a dedicated, solution-based team keeps a project on track and moving forward. The constant communication with Bob and Kelly meant they were kept informed of any surprises and could make decisions in a timely manner, knowing right away how this might affect their budget and completion date.

*Continued on page 124*




**"PUTTING TOGETHER A DEDICATED, SOLUTION-BASED TEAM KEEPS A PROJECT ON TRACK AND MOVING FORWARD."**








Bunk beds from Kaon Furniture fit perfectly and give visiting family a place to have a good night's sleep.



## Red Apple Electric

**Heather McIlwee**  
Master Electrician  
ECRA/ESA #7012230

Collingwood, ON  
**705.716.3738**  
redappleelectric@gmail.com



*Prefinished Natural Oil Hardwood Flooring  
Locally Made and Manufactured*





**NORTHLAND**  
WOOD PRODUCTS

Call us today for an appointment  
Office: 705.429.7543  
Cell: 705.333.1509  
info@NorthlandWoodProducts.ca  
www.NorthlandWoodProducts.ca

## ELEVATE YOUR GUESTS TO NEW HEIGHTS.



Sleep your guests in style and comfort with one of our hand-crafted bunkbeds. Available in various styles, colours, and sizes from twin over twin to queen over queen.



**kaon**  
FURNITURE

www.kaonfurniture.ca  
kaonfurniture@gmail.com  
1-800-693-2233  
7446 County Rd. 91, Stayner, ON.

Re-defining Quality, Craftsmanship, & Service





**MILLARD  
BAUTISTA  
DESIGNS**

Clarksburg, ON | 705-446-5047 | millardbd.com








**ABOVE:** The main floor master bedroom has lots of windows and a walk-out to the rear deck. **RIGHT:** A double vanity in the master en suite is the same design that was used in the other bathrooms. **FAR RIGHT:** The upstairs bathroom shower took advantage of the sloping ceiling with tile lining the entire shower stall. The same tile covers the floor.

On the mantel of the fireplace is a sign “this is my happy place” and for Bob and Kelly this sums up perfectly just how they both feel. Their cosy cabin renovation has given the family room to relax and enjoy this serene gathering spot. Cody is the happiest, the new family room in the basement has allowed for an upgrade to a larger television, that makes playing his video games a lot more fun!

Kelly’s deadline wasn’t missed, on December 24th, Stairhaus Inc. finished installing the glass in the stairways and Evan hung the last light fixture before leaving the family to enjoy Christmas in their lovely happy place. **OH**



# Want to know what’s new in home improvement? ASK THE HOME TEAM



VANDOLDERS.COM

**If It Goes on the Outside of Your House, You’ll Find It on the Inside of Ours.**  
Mountain Road, Collingwood 1-705-444-5601 • 28th Ave East, Owen Sound 1-519-376-1624