

FALL 2018

STYLE ■ COMFORT ■ IDEAS ■ REAL ESTATE

ourhomes

BARRIE ORILLIA MIDLAND INNISFIL

AUTUMN *pleasures*

*FEARLESS
RENOVATION*

*A HOME
THAT HEALS*

**TIMBER
FRAME**
marvel

**PUMPKIN
SOUP
GIVING
THANKS**

Personalized to Perfection

EXCLUSIVELY AT DI PIETRA DESIGN



SEA PEARL

NERO COSMOS

WHITE MACAUBAS

WHITE ICE

ULTRA COMPACT

DPD
DI PIETRA DESIGN
COUNTER TOPS

705.727.0096 | 672 Welham Rd - Barrie | www.dpd360.com



THE
GROVE



ESCAPE TO MIDLAND

The timeless collection of homes at The Grove is the perfect place to call home at any stage of life. Located in a picturesque town with multiple waterfront parks, a charming downtown and an abundance of modern amenities, these craftsman inspired homes offer exquisite finishes and the cottage country lifestyle you desire.



towns, semis & singles available from the \$300's

learn more at thegrovemidland.com

966 Cook Drive, Midland | (705) 351-2839 | mgrainger@granitehomes.ca

MANUFACTURE

Design

INSTALL

Recommended by
Jim Caruk, Master Contractor,
HGTV Host and Editor-in-Chief
of Renovation Contractor Magazine

DO-IT-YOURSELF AND SAVE UP TO 20% ON HEATING & COOLING COSTS*

The Owens Corning™ AttiCat® Expanding Blown-In Insulation System is a quick, easy, safe and reliable system to help you take control of your home's comfort and energy usage.


- ✓ **Quick & Easy:** Complete in as little as 2 hours†
- ✓ **Virtually No Settling:** Keeps its energy saving R-value over time
- ✓ **Virtually No Mess:** Releases and expands inside machine for low dust



AttiCat®
EXPANDING BLOWN-IN
INSULATION SYSTEM

1-800-GET-PINK® or visit owenscorning.ca

THE PINK PANTHER™ & © 1964-2017 Metro-Goldwyn-Mayer Studios Inc. All Rights Reserved. The colour PINK is a registered trademark of Owens Corning. © 2017 Owens Corning. All Rights Reserved. *Up to 20% heating and cooling savings based on Hot 2000, Version 8.7 run for a 2 storey 1972 type base house with 1149 sf per floor for an increase from R-8 to R-40 in the attic in Canadian climates. Savings vary depending on original amount of insulation in your home, climate, house size, air leaks, and personal energy use and living habits. †Blowing time, based on attic size 100m²/1000 ft² at RSI 8.8/R-50.



Relax with confidence – when you choose a custom kitchen or furnishings from Perkinsfield Kitchen & Bath Inc., you are guaranteed the excellence and craftsmanship you deserve.

Perkinsfield Kitchen & Bath Inc. has been in the business of manufacturing dream kitchens since 1997 and we pride ourselves on customer satisfaction and personal service every time.



PERKINSFIELD
KITCHEN + BATH INC

705.527.6116

perkinsfieldkitchen@rogers.com



Like Us:

165 COUNTY RD. 6 SOUTH, BOX 1306 TINY, ONTARIO L0L 2J0

New Release
Boat Slip Ownerships Available



Artists Concept



50' Lots

Modern Urban Designed Homes



Kempenfelt

WINDOWS

& DOORS

*Voted Best
Garage Door
Company!*



GARAGA
EXPERTS

Voted #1,
19 Years in a ROW!



Call now for a FREE estimate!

705.737.1554



92 Commerce Park Drive, Barrie



The Signs You See Everywhere!
kempenfeltwindows.com

DREAMWOOD
Custom Built By *Homes*

RICE
WORKS

www.dreamwoodhomes.com • 705-770-4322



*Lifestyle*TM

L I F E T I M E

SUNROOMS

RICH COLOUR THAT STAYS TRUE OVER TIME.

Find expert service and every colour you can imagine at your locally owned Benjamin Moore® retailer.

BARRIE **Allandale Decorating Centre** 393 Yonge St | 705.739.7730 | colournow.ca

BARRIE **Irvine Carpet One Floor & Home** 514 Bayfield St | 705.728.5566 | irvinecarpetone.com

BARRIE **Irvine Carpet One Floor & Home** 494 Veterans Dr | 705.728.5567 | irvinecarpetone.com

COLDWATER **Home & Cottage Interiors** 15 Sturgeon Bay Rd | 705.686.3082 | homeandcottageinteriors.ca

ELMVALE **Elmvale Home Building Centre** 121 County Rd 27 | 705.322.2800 | elmvalehomehardware.com

MIDLAND **Tripp's Paint & Revival Furniture** 259 King St | 705.526.7411 | benjaminmoore.com

ORILLIA **Housser's Paint & Wallpaper** 87 Colborne St W | 705.326.8066 | housserspaint.com



©2018 Benjamin Moore & Co., Limited. Aura, Benjamin Moore, Paint like no other, and the triangle "M" symbol are registered trademarks and Colour Lock is a trademark of Benjamin Moore & Co., Limited.

FACTORY PRICE
CUSTOM MADE

*Lifestyle*TM
HOME PRODUCTS

Get a quote from Ontario's trusted
manufacturer of lifetime sunrooms.
LifestyleHomeProducts.ca/oh-offer
1-800-465-0593



2019 ASCENT



SUBARU

Confidence in Motion

INTRODUCING MORE SPACE.
MORE POSSIBILITIES.
MORE FAMILY-SIZED FUN.
ARRIVING SUMMER 2018.



Introducing the all-new, three-row 2019 Subaru Ascent. This mid-size SUV features a turbocharged 2.4L SUBARU BOXER engine that creates the power of a 6-cylinder with the efficiency of a 4-cylinder. The groundbreaking Ascent comes standard with an arsenal of advanced safety systems, including EyeSight® Driver Assist Technology. The Subaru Ascent: everything Subaru knows about engineering vehicles and everything you've always wanted in a three-row, family-sized SUV. Visit ontario.subarudealer.ca or your local Subaru Dealer for more information.

SYMMETRICAL
AWD

 **EyeSight®**
Driver Assist Technology



Vehicle shown solely for purposes of illustration, and may not be equipped exactly as shown. †See Owner's Manual for complete details on system operation and limitations. Subaru, Ascent, and SUBARU BOXER are registered trademarks. Eyesight® is a registered trademark of Subaru Corporation.

FINAL PHASE



MOUNTAINCROFT



For those seeking a tranquil yet active lifestyle, Collingwood is the perfect choice. Its location on the shores of Nottawasaga Bay gives residents easy access to a huge array of sports and recreational pursuits. Along with excellent dining and shopping establishments and a vibrant business climate, there is truly something for everyone here.



Every Grandview home comes complete with quality features and finishes, such as 9' Ceilings, Garden Doors, Landscaping Package, California Textured Ceilings, Gas Fireplaces, Deluxe Oak Staircases and Stainless Steel Hood Fans.

Don't miss your chance to live in a Grandview Homes community.

*Register
Online
for Future
Communities*

**BONUS PACKAGE - Hardwood In
Great Room + Central Air Conditioning***



GRANDVIEW
HOMES

For more information, call 1-866-775-0333 or
email: mountaincroftcollingwood@gmail.com

Visit our Model Home at the
corner of Poplar Sideroad and Clark,
just east of High St. in Collingwood.

WWW.GRANDVIEWHOMESNORTH.COM

*Bonus Package available for a limited time only. Speak to a Sales Representative for details. Specifications subject to change without notice. E.&O.E.


 C A M B R I A[®]
 BEYOND THE SURFACE



Inspired by the rich and timeless beauty of the legendary land of whales, Cambria is more than just a countertop. Each of Cambria's 156 designs comes with its own origin story and inspiration. Pictured is Skara Brae, a new design which exhibits a strength and lasting durability once found in stone built dwellings of prehistoric Scotland.

With Cambria's superior durability and unmatched beauty it's the right choice. Each slab is nonporous and never requires sealing or polishing.

Begin your story at The Slab Gallery where we feature over 50 full slabs of Cambria's stunning designs.


Interested in Cambria quartz for your next project; contact Elegant Solutions for a list of preferred partners or book a tour of the Slab Gallery to get started.

*elegant*solutions

12 Sarjeant Drive, Barrie | 705-797-0114



Come and visit the Slab Gallery...




Discover Stunning Designs & Experience the Movement of Over 50 Cambria Quartz Slabs.


 C A M B R I A[®]
 SLAB GALLERY

*elegant*solutions
 Custom Cambria Quartz Surfaces

By Appointment Only
 Elegant-Solutions.ca | 705-797-0114



705.527.1515

www.midlandflorist.ca

212 King Street, Midland



follow us on FB & Instagram!
"freshbyleanne"



ourhomes®
BARRIE ORILLIA MIDLAND INNISFIL

REGIONAL PUBLISHERS Jamie Jefferson
Georgette McCulloch
REGIONAL MANAGING EDITOR Georgette McCulloch
REGIONAL PRODUCTION MANAGER Tracy Shuttleworth
MARKETING & ADVERTISING Jamie Jefferson, 705.730.3827
jamie.jefferson@ourhomes.ca
Kim Smith, 705.791.8990
kim.smith@ourhomes.ca
Glenda Wiedeman, 705.446.4997
glenda.wiedeman@ourhomes.ca

REACH US EASILY: FIRSTNAME.LASTNAME@OURHOMES.CA

Our homes is a registered trademark of OUR HOMES MEDIA GROUP INC.
Our homes Barrie Orillia Midland Innisfil is published four times a year.
OUR HOMES is distributed via free pick up to residents of Simcoe County at high traffic locations throughout the region. Copies of OUR HOMES are also sent via unaddressed mail to select residential neighbourhoods and Barrie and area business leaders, and via direct mail to select builders, architects, trades and professionals. OUR HOMES is also available in-room at select hotels and resorts within the region.

Please send all letters and/or feedback to OUR HOMES Magazine,
25 Elgin St., Collingwood, ON Canada L9Y 3L6. Or email us at editor@ourhomes.ca.
All letters received are subject to editing for grammar and length.

OUR HOMES MEDIA GROUP INC:

EDITORIAL

EDITOR-IN-CHIEF Georgette McCulloch
ASSOCIATE & WEB EDITOR Laurel Fortin
MANAGING EDITORS
Nancy Belgue, Adrienne Brown,
Walter Franczyk, Mary Hatt, Gina Makkar,
Tiffany Mayer, Georgette McCulloch,
Tamarisk McNalty Stephens, Melissa North,
Merrilyn Patterson, Diane Sawchuk

ART

ACTING ART DIRECTOR Robynne Sangiuliano
ASSOCIATE ART DIRECTORS
Sheila Britton, Michelle Losier
DIRECTOR OF PHOTOGRAPHY Jason Hartog

PRODUCTION

PRODUCTION DIRECTOR Lynn Derrick
PRODUCTION MANAGERS
Julia Dempsey, Kelly Donaldson,
Marilyn Reid, Tracy Shuttleworth

OPERATIONS

MANAGING DIRECTOR, SALES & MARKETING
Jamie Jefferson
jamie.jefferson@ourhomes.ca
MANAGING DIRECTOR, OPERATIONS
Georgette McCulloch

CLIENT RETENTION & DISTRIBUTION
Lisa Merrell

ACCOUNTING Donna Duggan
ACCOUNTS RECEIVABLE Tyler Annette

CONTRIBUTORS

M. Carolyn Black, Sheila Britton, Tara Chattell, Kathleen Duncan, Bonnie Fox,
Walter Franczyk, Jason Hartog, Sandy MacKay, Jenelle McCulloch, Dolores Pian,
Melanie Rekola, Mehreen Shahid, Yanic Simard

Advertisements and the content, including photos, of advertisements published within OUR HOMES magazine are supplied solely by the advertiser and neither the publisher nor OUR HOMES Media Group Inc. accept responsibility for opinions expressed in advertisements or for copyright issues with regards to photos, advertising copy and advertisements, nor shall they be held liable thereby. By act of reading this publication, all advertisers and readers agree to indemnify and hold harmless both OUR HOMES Media Group Inc., and the publisher thereby. Copyright ©2018 OUR HOMES Media Group Inc. All rights reserved. Reproduction without permission is prohibited.

OUR HOMES CAN BE FOUND IN THE FOLLOWING MARKETS:

- Barrie/Orillia/Midland • Grey Bruce • Hamilton • London • Muskoka
- Niagara • Oakville/Burlington/Mississauga • Ottawa • Peterborough
- Southern Georgian Bay • Toronto & York Region • Region of Waterloo
- Wellington County/Orangeville/Caledon • Windsor



Cabneato

Transform Your Kitchen Today™

1.705.717.5642 cabneato.com

"With the money I saved by using Cabneato I was able to get a new quartz countertop, replace my backsplash and update my appliances. Best of all, I love the convenience of my new garbage pull out!" Laura W.



705.730.7878
dwellingsdecor.ca
2101 Horseshoe Valley Rd., W. Craighurst, ON



Design it your way!
Free in home consultation.
Over 25 years experience.
Quality Canadian Furniture.
Customize the style,
colour, configuration.
10,000 Sq. Ft. Showroom

Michael Miller - Interior Designer at your service.



www.abodadecor.com
31 Commerce Park Drive 705.735.1825
ABODA DECOR

editor's note



RENOVATIONS ARE STRESSFUL, but oh, so worth it!

My new kitchen is almost done and, for the most part, all went smoothly and I love it. Photographer Sandy MacKay took this photo of me the day before my backsplash was grouted, the walls were painted and the electrical finished.

In hindsight I wish I'd had the constitution to rip out all the floors (tile, hardwood and carpet in the bedrooms) and install new hardwood throughout the main floor. But that meant pulling every piece of furniture out of every room and I, frankly, chickened out. Three weeks without a kitchen was disruption enough. The boys in my house held up pretty well, with one exception – they missed the microwave. It meant having to use the barbecue or oven to melt cheese or heat up leftovers. Hungry men aren't very patient. A shout out to Jillian, Carl, Matt, Tyler and the rest of the team from DKI for all their hard work.

I have great respect for every homeowner who either builds new or decides to renovate. In this issue, we have both. Two brand new homes – one a magnificent timber frame that looks like it was dropped into Horseshoe Valley from Whistler and a lovely contemporary home in Midland with stunning views. Our third home is a gut and full renovation with inspirational results. All three come with amazing stories I know you'll enjoy.

I've also been having some fun helping my oldest son furnish and decorate his first apartment in Montreal, where he's living and working after graduating from university. My other son is heading south to university with more cool finds for his dorm room. We've done our very best to shop local, even if it means stuffing the truck for the journey.

Fall is the season for reflection, enjoying the changing colours and adding layers to our wardrobes. We also gather to give thanks. I'm feeling especially grateful for the goodness in my life.

Georgette

Georgette McCulloch, Editor-In-Chief
georgette.mcculloch@ourhomes.ca

Follow us Subscriptions subscribe@ourhomes.ca

online [Get more at ourhomes.ca](http://ourhomes.ca)

Customized spaces for real people, living well.



Kitchens • Bathrooms • Closets • Family Rooms • Additions • Renovations



Total Living Concepts

TotalLivingConcepts.com

Call 705.721.9148

for an in-home consultation or visit our showroom at 464 Penetanguishene Road, Springwater.

CONTENTS

FALL 2018



54

72



32

ON THE COVER

The kitchen is the star of this whole home renovation in Horseshoe Valley. Story, page 32. Photography by Sandy MacKay.



46



22

LOCAL FEATURES

- 22 Style Picks** From tile to Ontario-made wood flooring, these picks will trigger a re-do.
- 32 Feature Home** She's used to designing kitchens but Lindsay Schultz and husband Eric show off their whole-home renovation.
- 46 Spotlight** Elegant Solutions showcases the latest in Cambria quartz for all your surface needs.
- 54 Home & Builder** Tour a magnificent B.C.-inspired timber frame in Horseshoe Valley.
- 64 People** Every project is possible when you reach out to the right person for the job.
- 72 Feature Home** Find out how this home in Midland motivates its owners to live their best life.

DEPARTMENTS

- 16 Editor's Note**
- 20 Advice** Counter Culture
- 26 Gardening** Outside Fires
- 28 Double Take** Homework Stations
- 30 Cooking At Home** Peanut Butter Cookies
- 42 Design Ideas** Go Big
- 50 Green Living** Dealing With Leaves
- 86 Crafty Ideas** Thanksgiving Notes
- 88 Real Estate** Insurance Tips
- 90 Home Resource Directory**
- 92 Cooking At Home** Pumpkin Soup
- 94 Finishing Touch** Sofa Love



Home Décor Solutions:

Interior Decorating | Colour Consultations | Installation
Hardwood | Ceramic | Carpet | Laminate | Vinyl
Benjamin Moore Paints | Hunter Douglas Window Fashions | Wall Coverings

HunterDouglas


Benjamin Moore
Paint like no other.

 **IRVINE**
CARPET ONE FLOOR & HOME

514 Bayfield St. Barrie ON 705.728.5566 • 494 Veterans Dr. Barrie ON 705.728.5567
irvinecarpetone.com



705.558.2888

Shop: 53 Jamieson Dr, Unit 4
Oro-Medonte, L3V 0H8

Showroom: 29 Essa Rd
Barrie, L4N 3K4

peter@mbccabinets.ca | anne@mbccabinets.ca

advice



COUNTERTOP PERPLEXITY

Interior Designer **Dolores Pian** shares her ideas.

Planning a new kitchen or bathroom? Confused by the many counter choices? Have you gone from enthused to confused? Let's see if we can clear up your countertop perplexity.

WHAT IS YOUR COUNTERTOP PERSONALITY?

What kind of surface fits your lifestyle? Is it easy to maintain? What is your budget? Digging deep into these questions will get you closer to the right solution for you.

POPULAR CHOICES

While there are a variety of materials, we'll review the most popular choices:

NATURAL STONE: Including granite, marble and soapstone. Stone is mined from the earth. Granite is granular with sparkle. Marble has its flamboyant veining while soapstone has a matte finish and old-world charm. Granite and marble are porous and must be sealed regularly to prevent staining and moisture retention. Soapstone feels soft but is durable and doesn't stain. It should be sealed with mineral oil.

MAN MADE: As seen in plastic laminate, quartz and large format ceramic tile.

Plastic laminate is perfect for the budget conscious. Known under brand names such as Arborite, Formica or Wilson Art, it is hard plastic sheeting glued to plywood. It comes in a variety of designs from plain to fanciful. Sinks and faucets must over mount and have a water-tight seal, otherwise water will leak and will warp or rot the plywood. The edging and backsplash can be made in one piece. Countertops are available from most fabricators and large box hardware stores.

Quartz is a mix of natural quartz, resins and colouring agents. Common brands include Cambria, Corian Quartz, Ceasarstone and Silestone. They can imitate the pattern of stone or come in various colours to reflect your unique décor. It is non-porous, does not require a sealant and is low maintenance. Since it is a resin mix, you cannot put a hot pot directly on the counter. You must use a trivet.

ARBORITE: Veiled Ghostwood

ARBORITE: Topografik Clay



CAMBRIA: Skara Brae

Large format tiles are non-porous, ceramic-slab tiles. Brands such as Laminam by Stone Tile come in a standard size of 64-by-128 and a half-inch thick.

LAMINAM: Calce Antracite

LAMINAM: Legno Venezia Corda

CAMBRIA: Clareanne Matte



MATTE OR SHINY FINISH

Shiny surfaces can cause extreme glare and eye strain and because of that, matte surfaces are gaining in popularity. Historically, designers have been big fans of matte surfaces for a soft, sophisticated look that minimizes fingerprints and smudges.

COST

Costs for counters can vary wildly. With quartz in particular, cost is affected by the quality of the quartz stone being used, the method of manufacturing (some use fillers such as sand), country of origin and photo reproduction quality of the pattern. Ask for a specification sheet outlining all the ingredients to know what you are buying.

Other expenses include installation fees, location of the project, thickness of material, edge details and the number of cut-outs required. Generally, 90 per cent of your cost is designated to labour and 10 per cent to raw material.

Large format tiles are comparable to quartz. Granite, marble, soapstone and basic quartz are now similar in price.

FOOD SAFETY

When preparing food on counters, always use a separate cutting board and clean up with a mixture of vinegar and water to disinfect the counter.

NEW AND NOTABLE

DuPont's Corian is now offering a charging surface that can power up your devices wirelessly. A transmitter is embedded under the counter. Just plug a charging ring into your device, place it on the counter and recharge your battery.



DUPONT CORIAN: Charging Surface

Now that we've cleared up your countertop questions, have you gone from confused to enthused? **OH**



nearnorthhardscapes.ca



LANDSCAPE ONTARIO
Green for Life!

Near North
YOUR HARDSCAPE SPECIALIST

From Concept to **LAND ESCAPE** If you haven't been blessed with the outdoor landscaping you deserve, contact us today to schedule your free personal consultation. We'll set you on the path to achieving the land escapes that you have always wanted!



705.456.9007 | 416.708.2246
info@nearnorthhardscapes.ca





1



2



Fall INTO style

The holidays are coming. Spruce up your home now so you can relax, enjoy and give thanks. PHOTOGRAPHY **BONNIE FOX**



3



5



4



6

1 DOTTI POTTS

Hooks
Real leaves are pressed into clay, then fired, given a patina and glazed. The leaves are placed on pine blocks with a wrought-iron hook. Perfect to hang your jacket and hat after a hike to take in the fall colours.

324 Saunders Rd., Unit 4, Barrie
705.812.3306 | dottipotts.com

2 DESERT TILE

Tile
You'll always find the latest looks at Desert Tile. Select from glamorous polished Carrara marble or go rustic with tiny hexagons. The possibilities are endless. Visit the showroom and you'll see!

551 Bryne Dr., Barrie
705.730.6989 | deserttile.com

3 ROADSHOW ANTIQUES MALL

Copper
Add this vintage copper kettle and coffee pots to your collection. Buy them for their value and beauty. There's lots more to pick from at this antique mall.

2207 Industrial Park Rd., Innisfil
705.436.6222 | roadshowantiquesmall.com

4 BARRIE TRIM & MOULDINGS INC.

Shiplap
Cover your ceiling or walls in shiplap. Super popular and on-trend, traditional shiplap has a groove in the top and bottom so the pieces fit together snugly, forming a tight seal. It looks great, too.

52 Saunders Rd., Barrie
705.739.2200 | barrietrtrim.com

5 BRADFORD GREENHOUSES GARDEN GALLERY

Bird Feeders
Attract hungry birds to your backyard with a fun feeder. Bradford Greenhouses has a huge variety and plenty of food options to fill them. Birds spend the fall season scouting for places to find their winter food.

4346 County Rd. 90, Springwater
705.725.9913 | bradfordgreenhouses.com

6 METALWOOD STUDIO

Wood Table
This beauty was handcrafted using a coin from a salvaged old maple tree. It sits on a raw steel base. Metalwood Studio works with clients, wood enthusiasts and the furniture industry to design and build custom furniture.

111 Saunders Rd., Units 5&6, Barrie
705.735.3300 | metalwoodstudio.com

Continued on page 24



7



8



9

7 **SIMCOE AUDIO VIDEO**

Sonos One
The new Sonos One is the smart speaker for music lovers. It has Amazon's Alexis built right in, so you can start and control the music with your voice. Use the Sonos app to manage all your music in one place. The sound is incredible.

411 Bayfield St., Barrie
705.737.1195 | simcoeav.ca

8 **BREEZEWOOD FLOORS**

Hardwood
Pick a wood floor that is sourced, milled and manufactured right here in Ontario. Popular hardwoods include natural, hard or reactive maple or go for engineered hickory or hard maple. You'll find what you want at Breezewood Floors.

4071 Digby Rd., Orillia
705.326.3965 | breezewoodfloors.ca

9 **DWELLINGS**

Club Chair & Ottoman
Imaging curling up with a hot cup of tea and a good book on a cool autumn day in this club chair. It's available in four patterns. Add a matching ottoman so you can put your feet up.

2101 Horseshoe Valley Rd. W., Craighurst
705.730.7878 | dwellingsdecor.ca OH



MIDDLE RETIREMENT
Financial Coaching & Business Consulting
www.middleretirement.com

Whether you're planning for the future or thinking about your next move, let us help you. We know the pitfalls, how to navigate them and ensure success no matter what stage of the journey you are on. Retiring at 40, with a young family, we hit the open road. Along the way, we learned about priorities, retirement and how to get over ourselves.
We've been living the dream ever since.

**Individual & Couple Coaching • Business Consulting
Group Coaching • Employee Financial Education**



**LET US HELP YOU
WITH YOUR NEXT BUILD**

SEPTIC DESIGN STORMWATER
GRADING PLANS MANAGEMENT/LID
SITE PLANS & MORE!

ESTIMATES PROVIDED FREE OF CHARGE!

PROUDLY SERVING SIMCOE COUNTY,
YORK REGION, THE GTA & COTTAGE
COUNTRY SINCE 2010

info@mntconsulting.ca | 705.427.0711
www.mntconsulting.ca

Ontario Onsite
Wastewater Association

Professional Engineers
Ontario

ONTARIO
SOCIETY
OF PROFESSIONAL
ENGINEERS



Fine Furnishings - Decorating & Design Services

705.734.4061
www.darciedgardesigns.com



**ECLIPSE®
SHUTTERS**

MADE IN CANADA
SINCE 1989

IN SUPPORT OF
SickKids
FOUNDATION

NEW UltraSatin™
FINISH standard finish

**THE LOOK AND TEXTURE OF A PREMIUM
PAINTED FINISH WITH HALF THE GLOSS**

HOME IMPROVEMENT STORE PRICING. EXPERT SERVICE.

Easy to Clean | Energy Efficient | 25-year Warranty



705.429.1500
1 Market Lane Unit 3 (Stonebridge Plaza)
Wasaga Beach ON
wasagabeachdecorating.com

**Call Tasha for your FREE
in-home window consultation.**

ring of FIRE



PHOTOS: REGENCY FIREPLACE PRODUCTS



STORY **MELANIE REKOLA**

FIRE IS FASCINATING. Our human ancestors used fire to stay warm, cook food and keep predators at bay. It is also believed that human socialization began while huddled around the hearth. Adding cosy warmth and ambience to modern-day al fresco areas, the outdoor fireplace often serves as a design anchor at the centre of an outdoor living space. The fire also offers a place where people can relax and unwind together even when there's a chill in the air.

Here's a primer on how to bring fire and style to your outdoor space.

SELECT A STYLE

Freestanding Fireplaces: Adding a more formal or modern touch, these large, built-in fireplaces are simply gorgeous. They also offer opportunity for trendy, integral wood storage boxes, hearths, mantels and sometimes even a spot for an outdoor television. Some prefabricated models are offered but most often these are custom built and faced using a wide range of natural and/or manmade materials, including brick veneer and natural stone. Typical chimney and venting requirements for wood-burning units are dictated by strict local building regulation, making natural gas the fuel of choice due to less stringent zoning requirements. As with most things custom-made, freestanding fireplaces often come with a hefty price tag.

Fire Pits: The original open fire feature, these range wildly in design and price tag. They can be pre-fab or custom, simple or extravagant. At their most basic, a humble campfire dug into the ground and lined with stone boulders might work for some, while others may choose a high-end, custom fire feature that doubles as a dining table.

Fire Tables: Perfect for tight spaces and easy on the bank account, fire tables are all the rage. Often fueled by propane and available in an assortment of styles, they are brilliant in the sense that they are also moveable, meaning you can also take them with you when you move.

PICK A FUEL

Wood: Wood burning fireplaces look and smell like a real campfire. To some, the odour part can be looked at as either a pro or a con! They give off lots of toe-warming heat and their fire light is nice and bright. On the negative side it takes time to build and prepare a roaring fire. They can be messy and sometimes require extra cleaning and maintenance. Wood burning fire features are also dictated by stringent local guidelines and some residential areas don't allow them at all. Yearly permits may also apply.

Natural Gas: Natural gas is a quick way to enjoy a fireside evening. They are user-friendly, easy to maintain and offer a good heat source so long as they are rated at the proper output. Unfortunately they can be expensive to run and often the fire light is barely detectible until the sun is completely out of sight.

Propane: Also quick and efficient, propane fire features are great for those impromptu mid-week date nights or quick drinks with friends. Yes, this fuel source is costly but

on the flip side the firelight is quite obvious even during daytime hours. Though they do give off some heat, they are more for ambience rather than actual heating. They also can be a bit smelly.

Gel Fuel: Clean burning with no smoke and very little odour, these also require no ventilation and can be placed anywhere. Though they offer real flames, there is not much associated heat.

PLAYING WITH FIRE

Fire – though very beautiful – can be very dangerous and precautionary measures must be addressed. Never place a fire feature too close to a wall or other combustible surfaces or on a raw wooden deck. Fireproof surfaces are best for placement and include stone, concrete or tile. Be vigilant to situate them away from overhead tree branches as over time this will damage the tree and could also start a fire.

Interestingly, science suggests that the mesmerizing flicker of the television is very similar to the flicker of firelight and is likely one of the reasons why TV is so addictive. Knowing this, perhaps you'll choose to sit outside and enjoy some thought-provoking conversations alongside the fire more often. **OH**

Fire tables are brilliant – they can be used where space is limited, and you can take them with you if you move.



PHOTO: DEKKO

KIRKWORTH
CONSTRUCTION

HOME ADDITIONS & RENOVATIONS
A Reputation Built on High Quality Craftsmanship & Proven Reliability
austin@kirkworthconstruction.ca | 705.818.7900 | www.kirkworthconstruction.ca

Expect the best...
We're **greener**
than the rest!

DESIGN • BUILD • MAINTAIN

Residential, Commercial & Estate Property
Lawn & Garden Maintenance
Tree Pruning & Removal & Stump Grinding
Fertilizer & Weed Control Programs

PROTECTING YOUR ASH TREES AGAINST THE EMERALD ASH BORER, TREEAZIN IS THE #1 ENVIRONMENTALLY FRIENDLY TREATMENT THAT IS NOT HARMFUL TO BEES.

Foster Lawn & Garden LTD
www.fosterlawnandgarden.com (705) 726-9189

double take



HIT THE BOOKS IN style


Recreate this look in your own home.

1. **ARTERIORS:** Zanadoo Fixed Chandelier in Antique Brass 2. **SURYA:** Eternal Wall Art 3. **SURYA:** Fargo Pouf in Taupe & DeSoto Pouf in Tan 4. **STRUCTUBE:** Emerson Desk 5. **INDIGO:** B. Fruit Abacus 6. **FUSION MINERAL PAINT:** Metallics Pale Gold 7. **MUUTO:** Visu Chair Wood Base in Rose **OH**



* For a little added glam, paint the legs of this desk gold!

PHOTO: JASON HARTOG



PRYCON
Custom Building & Renovations Inc.
Simply better living.

Building or Renovating?

ADDITIONS • RENOVATIONS • CUSTOM HOMES
Kitchens • Bathrooms • Basements • Garages • Media Rooms • Wine Cellars

Serving Simcoe County and Surrounding Area for Over 20 Years.



36 Morrow Road, Suite 100, Barrie, ON L4N 3V8
705-739-0023
www.prycon.com



FOR ALL YOUR MASONRY AND LANDSCAPING NEEDS

SOME OF OUR PRODUCTS
Permacon Masonry Products
• Stone and Brick
Permacon Landscape Products
Navascape Landscape Products
Belden Brick Clay Pavers
Belden Brick
Glen-Gery Brick
Meridian Brick
Cultured Stone Thin Veneer
Natural Stone Thin Veneers
Thin Brick Veneers
Natural Stone Flagstone
Natural Stone Building Stone
Fireplace, Pizza Oven and other
Masonry parts and accessories



www.masonsmasonry.com

MISSISSAUGA LOCATION
6291 Netherhart Road
Mississauga ON
905-670-1233

RICHMOND HILL LOCATION
85 West Beaver Creek Rd
Richmond Hill ON
905-889-8757

MIDHURST LOCATION
1319 Bayfield St
Midhurst ON
705-734-1233

cooking at home

PEANUT BUTTER SANDWICH COOKIES

with White Chocolate Ganache

A FLUFFY GANACHE OF WHITE CHOCOLATE AND PEANUT BUTTER IS SANDWICHED BETWEEN SOFT PEANUT BUTTER COOKIES TO CREATE THE ULTIMATE DESSERT SANDWICH.



RECIPE AND PHOTOGRAPHY
JENELLE MCCULLOCH

MAKES 12

PEANUT BUTTER COOKIES

INGREDIENTS

- 1 ¼ cups all-purpose flour
- 1 tsp baking soda
- ½ tsp salt
- ½ cup unsalted butter, softened
- ½ cup creamy peanut butter
- ¾ cup packed brown sugar
- ¼ cup granulated sugar
- 1 large egg
- 1 tsp vanilla extract
- ¼ cup peanuts, chopped

DIRECTIONS

Preheat oven to 350°F. In a bowl, mix together flour, baking soda and salt. Set aside. Using a stand mixer, cream together butter and peanut butter. Add brown and granulated sugars and beat until light and fluffy. Add egg and vanilla. Mix to combine. Turn the mixer to low and add flour mixture in batches. Stir in peanuts. Scoop dough using a tablespoon and place on a lined baking sheet, leaving about an inch in between. Bake 10-12 minutes and set on a rack to cool.

WHITE CHOCOLATE GANACHE

INGREDIENTS

- 6 oz. white chocolate, roughly chopped
- 2 oz. heavy cream
- ¼ cup creamy peanut butter

DIRECTIONS

Place white chocolate and cream in a microwave-safe bowl. Microwave for 1-2 minutes, stirring every 20 seconds until melted and smooth. Let cool until ganache is firm. Place ganache in the bowl of a stand mixer and add peanut butter. Whip on high until light and double in size.

ASSEMBLE COOKIE SANDWICHES

Spread a tablespoon of ganache onto the bottom of a cookie and sandwich with a second cookie. Repeat. If desired, dip in melted chocolate and top with crushed peanuts. **OH**



online Get more recipes at ourhomes.ca/mag/cook



CALDWELL ESTATES
ORO MEDONTE



EISSES BROTHERS EXCAVATING

DREAMWOOD Custom Built By Homes

Premium ESTATE LOTS

STARTING FROM \$299K

FROM 1.3 ACRES



705 770 4322
DREAMWOODHOMES.COM



behold design

Kitchens - Bathrooms - Interiors
UNIQUE DESIGNS - CABINETS - RENOVATIONS

4 Checkley St., Suite 102, Barrie, ON | 705.726.6200
www.beholddesign.ca

The exterior was given a facelift with Maibec wood siding, a cantilevered awning and black windows all around.

All the right MOVES

STORY **KATHLEEN DUNCAN** | PHOTOGRAPHY **SANDY MACKAY**

THE MARRIAGE OF ERIC VANT SPYKER AND LINDSAY SCHULTZ CATAPULTED THEM BOTH OUT OF THEIR COMFORT ZONES AND INTO A FOREST FIXER UPPER IN HORSESHOE VALLEY.



LEFT: Hexagon tiles, surrounded by white oak scraped hardwood, lead to the garage. **BELOW:** This is what you see when the front door opens – a smart redesign of the staircase, with access to the kitchen on one side, and the living room and garage on the other. Hexagon tiles also make an appearance in the foyer. It's a cool theme throughout the home. **BOTTOM LEFT:** Eric Vant Spyker and Lindsay Schultz just completed a total renovation of a tired ski chalet in Horseshoe Valley. Their new home is now fresh and beautifully designed and decorated.



Together, they quickly created a hybrid lifestyle for their combined family and breathed new life into a 49-year-old ski chalet. Over seven months in 2017, they chose, bought, renovated and moved into their new home. During that time, they each ran very busy and successful businesses – and got married.

“It was nuts,” Eric recalls. They communicated often during the reno, but primarily by email and phone. “We knew we were in for quite a ride.”

As owner of Midland’s **Lindsay Schultz Kitchens & Cabinetry (LSKC)**, Lindsay also orchestrated a business expansion during that period.

“We’ve rebranded and moved into a larger

showroom just two units down,” she says with excitement. “We’ve also grown to five full-time staff members, but we’re still a boutique shop with a hands-on team. Our clients become like family.”

While Lindsay works with clients to create the home of their dreams regardless of style, LSKC’s trademark is a modern, relaxed cottage approach favouring bright, airy spaces with white-on-white textures and layers.

“My husband’s style is more urban contemporary, so he had me branching out,” says the Georgian Bay boater, who loves a great garage sale find. She moved to the Oro-Medonte hillside directly from a converted century home.

Continued on page 34

feature



“This is Lindsay’s new experience, being away from the water. My new experience is the water,” Eric reflects.

A recent convert to the boating life – and a fast fan of Georgian Bay sunsets, Eric grew up near the land-locked potato farms of South Simcoe. As co-owner of Trillium Ford Lincoln in Alliston and Shelburne, his pre-marriage home was a condo with clean lines and one-of-a-kind pieces of art collected on his world travels. “I have zero desire to live in a cookie-cutter house,” he asserts. “You can’t go wrong in this area.”

“Living in the forest is an adjustment,” Lindsay concedes. “But it’s a nice central spot for work and free time.”

Nature gives the half-acre property its magic, but the curb appeal needed a bit of help. They re-wrapped the house in Maibec wood siding and sandblasted existing cedar soffits to expose and seal in their beauty. A massive cantilevered awning and symmetrical black windows bring the tall, front elevation to life, while a misted green front door with black hardware provides the welcome.

Eric calls their combined style “soft contemporary” and is quite content with the results of Lindsay’s efforts.

“I read clients all day long – that’s what I do,” she says of the process on this project. “I know him and his personality. I also saw what he liked in his other home and I wanted this place to reflect both our styles.”

When they first walked into the 2,100 sq. ft. home, they saw beyond the tired surface and small rooms. Although they generalled the project themselves, **Marchand Construction Ltd.** removed the majority of the interior walls, opened up the kitchen, reversed the basement stairs to provide better access from a new garage door and powder room, and re-configured the main staircase

Continued on page 36



TOP LEFT: The main-floor powder room has a black platform vanity with a round white vessel sink and a soft, blue hexagon backsplash. **ABOVE:** The family room has an open gas fireplace. They did not want a flame locked behind tempered glass. Notice the hexagon mirror. It’s a theme throughout the home. The walls are painted Witching Hour by Benjamin Moore. **LEFT:** When you enter the home, you can go left towards the family room, powder room, garage or even up the new stairs. **OPPOSITE:** The dining room sits between the large kitchen and family room.





LEFT: Lindsay, owner of Lindsay Schultz Kitchens & Cabinetry, created a spacious kitchen with so many great features, including a large island with abundant storage and walnut trim to match the floating kitchen sink cabinet. **BELOW:** This stunning walnut cabinet is topped with Caesarstone and has a custom iron base. Lindsay designed this beauty and had it made to honour Eric's style.



(with the help of **Barrie Trim & Mouldings Inc.**) to improve traffic flow and create a high-impact main entrance.

The new LSKC kitchen boasts Lindsay's favoured bright, but monochromatic textures. White painted cork pendants shine on a large island topped by Caesarstone Alpine Mist quartz. A sparkling white and grey marble backsplash in a chevron pattern complements cabinetry fronted with two-tone shaker doors.

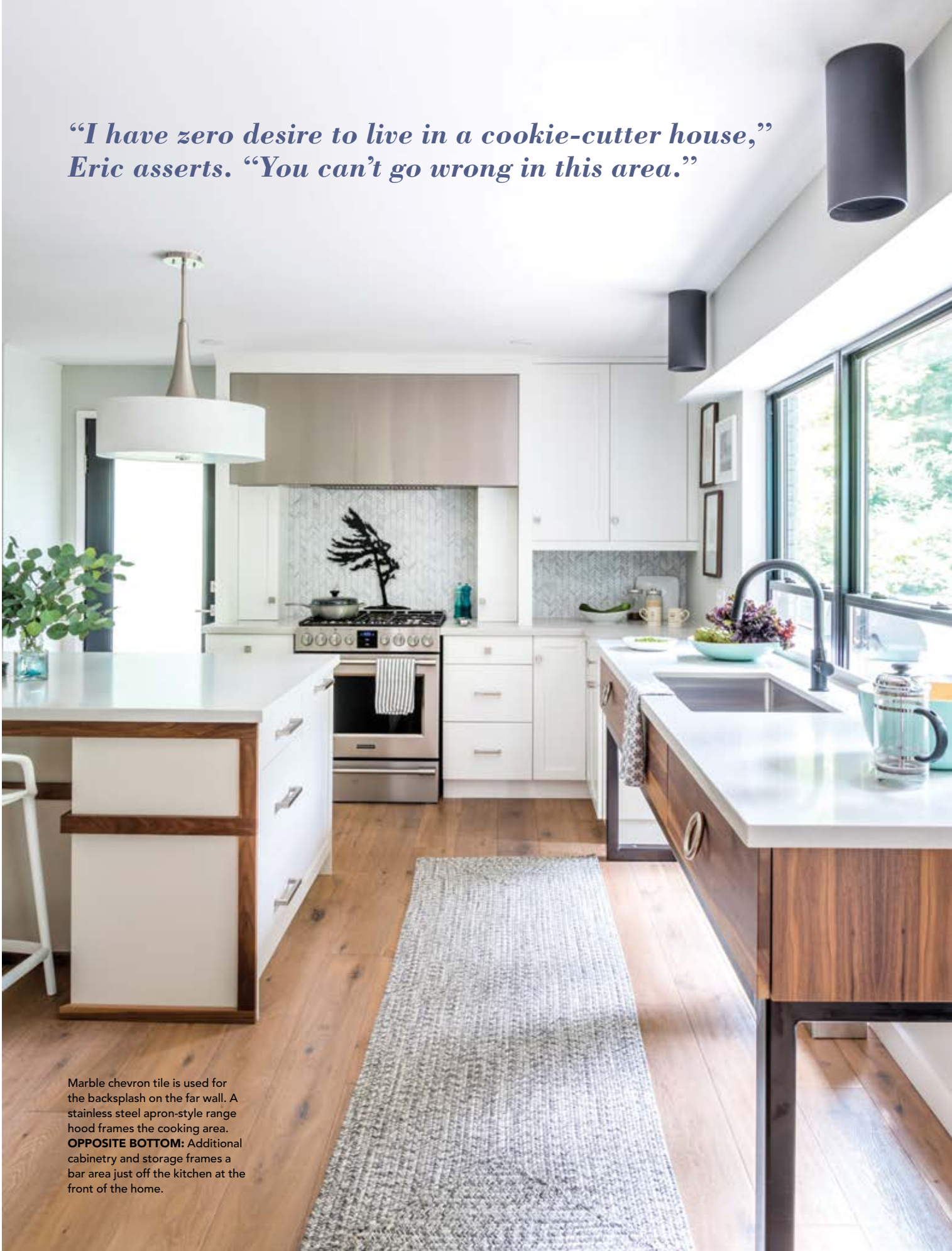
While **Benjamin Moore's** Chantilly Lace and Cosmopolitan are featured colours in the kitchen, **Essa Painting** primarily used Gray Owl elsewhere in the house.

To balance the his-and-hers style, a rich walnut floating kitchen sink cabinet (also

Continued on page 38



"I have zero desire to live in a cookie-cutter house," Eric asserts. "You can't go wrong in this area."



Marble chevron tile is used for the backsplash on the far wall. A stainless steel apron-style range hood frames the cooking area. **OPPOSITE BOTTOM:** Additional cabinetry and storage frames a bar area just off the kitchen at the front of the home.



LEFT: The master suite upstairs was designed with a luxury hotel feel. It's one large room separated into three areas: the bedroom, the dressing room and the en suite, which has a vessel tub with a spectacular view. **ABOVE:** The three-quarter walls allow for an open and airy feel in the master suite. This is a view from the sleeping quarters. **BELOW:** The double vanity sits across from the vessel tub. The shower is tucked behind the vanity.



supplied and installed by LSKC) with black metal supports by **KLH Millwright** was installed in front of full-length black windows opening to the deck.

Wood reappears in an island skirt detail, and in the engineered hardwood floor below. The rustic white oak with a matte wire-brush finish was supplied by **Grand Floors** and installed by **Labatte's Flooring**. Metal repeats in the wrought-iron stair railing, stainless range hood and **Barber & Haskill** appliances.

A contemporary chandelier by LSKC lights the glass-top dining room table with a white base and white chairs with woven seats. The living room beyond features a unique open burner gas fireplace with a black fire box and simple mantel.

"I grew up with wood-burning fires," Lindsay recounts. "With glass in front of a fire, it doesn't seem real."

Upstairs, each of Lindsay's sons has a dedicated space with easy access to a spacious "Jack-and-Jack" shared bathroom. The Caesarstone

Continued on page 40

TEL 705 728 1773 • 140 FERNDAL DR N • BARRIE, ON

Design Loft
CUSTOM INTERIORS

Kitchens Bathrooms Lighting Hardware Sinks Faucets Tiles



Simcoe
BUILDING CENTRE

www.SimcoeSolutions.com

Find us on:
houzz

TEL 705 645 5296 • 261 CEDAR LANE • BRACEBRIDGE, ON

The master bedroom is on the far side of the suite. Lindsay designed a dressing room with large closets with unique storage. She says this floor is their sanctuary. They even have a private deck.



London Grey countertop, double vanity, porcelain flooring and glass-fronted shower system were all supplied and installed by their Mom's firm.


The spectacular master suite spans the back of the house. The newlyweds vaulted the ceilings and used floating walls to separate the faux wood closet cabinetry and bath area without closing them off. The result provides a luxurious hotel experience, which was their goal.

"It's our retreat and where I feel most comfortable," Lindsay says with a smile.

A private, full-length balcony puts them on the level of the forest canopy. Their property below backs onto a tree-lined ravine that descends to a golf course on one side and the Copeland Forest trails on the other – perfect for their shared love of skiing and the outdoors. **OH**


***"It's our retreat
and where I feel
most comfortable,"
Lindsay says of
the master suite.***





GARRAWAY'S

ELECTRICAL SERVICES



pools • spas and saunas • in-floor heating • roof heat cables
christmas lights • new panel / service
new homes & renovations • accent lighting • pot lights
ceiling fan install & so much more!

705.527.8003
info@garraways.ca | www.garraways.ca

Direct from the
SAWMILL
Part of the Bass Lake community for 18 years!





ENGINEERED & SOLID HARDWOOD FLOORING

Plus trims, mouldings, etc. Visit us for all your lumber needs!

breezewoodfloors.ca 4071 Digby Road, RR#2
ALL CANADIAN Orillia 705.326.3965
High quality hardwood floors
made using sustainably harvested
local hardwoods



Fall

...in LOVE!



cabinetry
countertops
fixtures + tile



L S
K C

LINDSAY SCHULTZ

kitchens + cabinetry

www.lskc.ca

FROM CITY TO COTTAGE

f i h

10 WAYS TO GO BIG



Light Fixtures

Overize lights add big drama and character to elevate the look of an entire space. This is especially true when you mix the scale of a grand chandelier with a modern shape to create an unexpected effect.

1 For a sense of balance, try a large pendant fixture with an airy form that includes a lot of clear glass or negative space, like an angular fixture. The silhouette is can't-miss-it big, but the look isn't overwhelming.

2 Floor lamps with a 24-inch shade or larger match the scale of a large piece of furniture like a bed or sofa, giving the whole grouping a sense of weight. Using simple drum or cone shades in a solid neutral colour makes sure the look is strong but not too heavy.

1. ZANEEN: 39-inch Willy 100 Suspension Light in Black **2. TROY LIGHTING:** Uni in Tide Pool Bronze **3. MOOOI:** Random Light in White

Patterns & Papers

In the digital era the options for patterns and even custom prints are virtually endless. Rather than playing it safe, consider using a paper or wallcovering with a large-scale pattern, one that you can see without having to stare at a wall up close.

3 Love a wallpaper with a large print but don't want to overwhelm the room? Such a wall covering is perfect for a single accent wall, paired with neutral paint for the remaining, creating a dramatic focal point in a balanced way.

4 When choosing a large-scale print for wall coverings, look for ones with light backgrounds that can be matched to a nearby wall colour. This helps create a seamless effect and a sense of depth, which avoids visually shrinking the room.


4. ROLLOUT: Colourinky Wallpaper **5. COLE & SON:** Bahia Wallpaper **6. OSBORNE & LITTLE:** Bamboo W7025-01 Wallpaper **7. ROLLOUT:** Ballpoint Pen Wallpaper **8. CALICO WALLPAPER:** Satori Mountain Wallpaper

Continued on page 44



STORY **YANIC SIMARD**

In interior design, choosing the right scale is always important – and sometimes bigger really is better! Here are my top 10 ways in the home to consider going BIG with your décor choices to create a strong statement and a generous sense of luxury.



Photography Credit: Teresa Corsie



TRIM DOORS STAIRS RAILING

BTM **BARRIE TRIM & MOULDINGS INC.**
TRIM | DOORS | STAIRS | RAILINGS

Monday to Friday 7am-5pm • Saturdays 9am-3pm
52 Saunders Road, Barrie | 705.739.2200 | 1.800.265.3465
www.barrietrtrim.com | Follow Us @BarrieTrim



Seating

Seating is definitely an area where quality should not be ignored for the sake of quantity. It is often better to have fewer bar stools or dining chairs in a generous size that people will truly want to use.

5 Regardless of the size of the seat you choose, a person needs 24 to 30 inches of width to dine comfortably. Choosing wide seats (24 inches or more) ensures each guest has enough space reserved, while giving your island or table a rich, filled-in look.

6 In a living or family room, use a wide, plush sectional sofa to create a comfortable environment for day-to-day lounging. Even in a small space, a large sofa will make a room feel grand, and you'll be able to fit in a few extra guests when entertaining.



9. CB2: Reynolds Navy Velvet Chair 10. ARTERIORS: Calvin Bar Stool 11. KORSON FURNITURE DESIGN: Obax Tub Chair

Art & Mirrors

Scale is never more important than when talking about wall art – after all, it's hard to make a statement if you can't even see the piece.

7 Gallery walls have been a trend for nearly a decade, and they have their place, but there's also a beautiful simplicity to a singular large-scale canvas or photo print. Choose a piece that takes up at least 60 per cent of the available wall height to make a grand statement and a true focal point.

8 To capture the eye and also double the apparent size of the space, choose an oversize mirror hung prominently on the wall. A circular shape will add some softness to the room, perfect for a bedroom, living room or dressing suite.



Kitchen Islands

With eat-in kitchens being ever more popular, many are choosing islands much deeper than the typical 30 to 42 inches. A large scale makes your island a standout visual feature as well as a central hub.

9 To allow for both diners and a home chef to coexist in harmony, consider an island that's 48- to 60-inches deep, with seating on two or three sides to allow for natural conversation. With a truly comfortable island, you might not need a separate breakfast nook at all.

10 To suit the scale of a feature island, consider a marble or quartz counter with rich veining. Keep in mind that large-scale veins won't show well on a small sample, so you'll want to visit a quality showroom to see larger slabs and get the full picture. OH



DISCOUNT GRANITE PLUS

Designer Style for Less


CUSTOM STONE & QUARTZ COUNTERS | MOSAICS
PORCELAIN | WOOD FLOORING & TILE

10% OFF MOSAICS THIS FALL!

Discount Granite Plus
705.481.1236
756 Huronia Rd, Unit 1, Barrie
www.discountgraniteplus.ca

The Tile, Flooring & Design Co.
705.315.TILE
250 Bayview, Unit 3, Barrie
www.tileflooringdesign.ca

f t i + Proudly Canadian!




D. JANES CONSTRUCTION

705.443.1737

Culture Stone Specialists • Install & Supply

ALL MASONRY WORK:
FIREPLACES • BRICK • BLOCK • STONE



PHOTOGRAPHY **BONNIE FOX**

THE LEGEND OF CAMBRIA

THE PLACE: **Elegant Solutions** is a Certified Install Associate of Cambria – a premium quartz brand. Elegant Solutions templates, supplies and installs all over Ontario. They sell direct to kitchen and bath retailers, designers, contractors, homebuilders and architects. The Slab Gallery showcases more than 60 full-size slabs of Cambria. “Designers and homeowners are encouraged to view the designs in their full glory,” says Sales Manager Caitlin Cormier. “This gives you a better understanding of the veining and movement in a piece, setting an accurate expectation for the installation.”



Elegant Solutions Sales Manager Caitlin Cormier.



Mersey



Skara Brae



THE STYLE: Cambria is a worry-free option for your kitchen or bath. “It is non-porous and non-absorbent, which makes cooking and entertaining stress free,” says Caitlin. “There’s no need to worry about cooking oils, grease or red wine. Simply use soap and water to clean up.” Cambria is the only quartz manufacturer that uses Canadian quartz. This pure raw ingredient contributes to a slab’s colour and clarity.

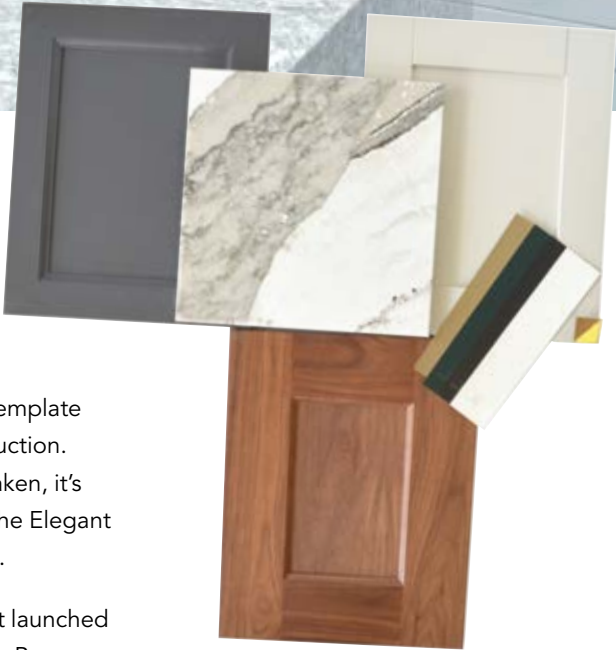
PRODUCTS: Cambria has nine collections and over 150 designs to choose from, each with its own unique story and unmatched beauty.



SERVICE: Interested in Cambria? Elegant Solutions has preferred partners in your area who can provide pricing. Elegant Solutions will template existing cabinets or new construction. After laser measurements are taken, it’s 10 to 15 business days before the Elegant Solutions team is back to install.

FAVOURITES: Cambria has just launched five bold new designs and Skara Brae is a top contender. “It lends itself to all colour schemes with its white backdrop and muted taupe and grey veins with subtle black tributaries interspersed throughout,” Caitlin says.

WHAT’S NEW: Cambria offers a matte finish available in all designs. The marble and coastal collections look amazing in this finish. Blackpoole Matte is a new solid



black that is limitless in application. “With this design, you can use chalk to welcome guests or address menu items,” Caitlin says. “It’s perfect for a hospitality setting or a waterfall leg on an Island for the kids to use while dinner is prepared.”

WHERE: 12 Sarjeant Dr., Barrie 705.797.0114 | elegant-solutions.ca **ON**



Smart Shadings EVENT

Pirouette®
Window Shadings

Rebates starting at \$250

when you purchase* select window shadings
with PowerView® Motorization and a PowerView® Hub

HunterDouglas Gallery®



COMPLETE BLINDS

102 Commerce Park Dr, Unit 12


Barrie, ON

705-727-0567

completeblinds.com



Offer valid September 1 – December 31, 2018. *Mail-in rebate offer. Purchase a minimum of 3 Silhouette®, Pirouette®, Duette® or Sonnette® with PowerView® Motorization and a PowerView® Hub and receive a \$250 rebate. Valid at participating retailers only. For full details, visit hunterdouglas.ca



AUTHENTIC HAND FORGED WROUGHT IRON
NORTHERN IRON
LIGHTING • FURNITURE • SCULPTURE • DESIGN

EST
1995
HANDCRAFTED IN CANADA

Canadian Manufacturer of Artisan Lighting,
Furniture and Metal Art
f

705.735.4414
740 Huronia Rd. Unit 8, Barrie, ON L4N 6C6
northerniron@bellnet.ca | www.northerniron.ca

**ReMax Georgian Bay
Realty Ltd. Brokerage Presents:**



Complimentary Lunch at Restaurant Sainte-Marie, Midland

**Proceeds Benefiting
Big Brothers Big Sisters
of North Simcoe**

www.kidsdomatter.com



**Saturday,
September 29, 2018**

9:30am - 4:30pm

EARLY BIRD
TICKET PRICE

\$40.00

AFTER SEPTEMBER 14th - \$45.00

Tickets Available At:

Arbour's Flower Shoppe, Penetanguishene
Tripp's Paint & Decorating Shoppe, Midland
Remax Georgian Bay Realty, Midland



AUTUMN'S PRECIOUS RESOURCE

STORY **WALTER FRANCZYK**

PHOTO: WALTER FRANCZYK



RAKING LEAVES AND BAGGING THEM FOR PICKUP AT THE CURB IS A SIMPLE WAY OF RIDDING THE YARD OF AUTUMN'S ANNUAL BOUNTY, BUT IT'S ENVIRONMENTALLY UNFRIENDLY.

Especially for those who drive somewhere to collect or buy compost for the garden. Hauling away leaves and carting home compost needlessly burns fossil fuels.

Better solutions can be found right at home. A mature deciduous tree sheds hundreds of thousands, perhaps as many as a half million, leaves every fall. Year after year, this colourful descent adds tonnes of organic matter to the environment. It's a plentiful and renewable natural resource. Here are five ideas for dealing with leaves.

GIVE THEM AWAY

If you don't want the leaves that fall in your yard, you can offer them to a neighbour. This overture might be unwelcome or redundant if most of your leaves have already blown onto your neighbour's property. But it's worth a try. An avid gardener next door just might accept the offer. Some gardeners admit to supplementing their own leaf harvest by cruising residential subdivisions and taking the large paper bags full of leaves left at the curb for yard waste collection.

LEAVING THEM

Leaves are beneficial in yards and gardens. They serve as habitat for salamanders and insects. Completely removing them deprives soil of nutrients that percolate into the ground if leaves are left to rot naturally. But if you want to leave the leaves, it's best to leave them in wooded areas and beneath shrubs. If you want leaves to remain on the lawn, it's best to shred them with a lawnmower or place them in a big garbage bin and chop them up with a weed-whacker, before spreading them on the grass. If left un-shredded on the lawn, leaves will trap moisture, block sunshine and create bare patches in spring that will require more yard work to repair. *Continued on page 52*



ANNIVERSARY SALE

PROUDLY FLOORING CANADIANS FOR 32 YEARS

HUGE STOREWIDE SAVINGS

LUXURY VINYL • LAMINATE • HARDWOOD • TILE
CARPET • AREA RUGS • VINYL • AND MORE!

CELEBRATING AT OUR 53 LOCATIONS ACROSS CANADA

**BRAND NAME FLOORING
LOW PRICES
ALWAYS IN STOCK**

**NO PAYMENT AND NO INTEREST PLANS
AVAILABLE OAC**

ENDOFThEROLL.COM



TIP: Completely removing leaves deprives soil of nutrients – why not leave some on the lawn? Shred them with the lawnmower first to avoid bare patches in the spring.



MULCHING

Adding leaf mulch around the base of trees and shrubs and atop perennial beds provides many benefits. Leaf mulch improves soil fertility. It inhibits the growth of weeds and prevents evaporation of moisture. It helps to protect plant roots, keeps soil warmer in winter and cooler in summer, and reduces soil erosion. It's welcoming to earthworms that aerate the soil and help release nutrients. Dried leaves can be chopped into mulch with a lawnmower. If trees and plants have been previously mulched, remove the old material. A new layer of three to four inches of shredded leaves can be added around trees and shrubs. Two to three inches will suffice for perennial beds. Mulch will reduce the need for watering, weeding and herbicides.

TILLING

With a lawnmower, leaves can be shredded into pieces and tilled into the garden, where they improve soil quality. Leaves will increase organic matter, allow soil to hold more moisture and make it easier to till. Leaves add carbon, calcium, nitrogen, magnesium, potassium, phosphorous, iron and manganese to the soil. Decomposition is required to release these nutrients over time, but in the long run, they will enhance soil fertility. Scientists at Rutgers University in New Jersey found that due to the high carbon content of leaves, little of their organic nitrogen will be immediately available to flowers and vegetables, so some additional nitrogen fertilizer will be needed.



TIP: It's easier to till organic matter that is broken down. Leaves can be shredded into small pieces with a lawnmower, or place them in a big garbage bin and chop them up with a weed-whacker.

COMPOSTING

Composting leaves will turn them into an organic, nutrient-rich soil conditioner. Composting bins can be bought at garden supply centres or hardware stores, but it's easy to make one. Wooden shipping skids, turned on their sides and attached at the corners, will serve nicely. It's best to leave one side open or hinged to allow easy access. Chicken wire, rolled and fastened into a three-foot diameter bin, will also work. Composting works best when three parts brown material, such as leaves, are layered and mixed with one part green material – grass clippings, vegetable peels, tea bags, coffee grounds, cut flowers or manure. Keep the pile moist. Turning it weekly will speed decomposition and prevent odours. After a few months, the pile will break down into a dark, valuable soil supplement that helps aerate and feed garden soil. Spread about a half-inch layer of compost over the entire garden. When transplanting, add compost to the soil surrounding plants. **OH**



TIP: Alternate the compost layers between green (veggie scraps, grass clippings, coffee grounds) and brown (twigs, leaves, shredded newspaper). The smaller the material the faster it will break down.

DESERT TILE

Porcelain • Stone • Glass • Countertops • Large Format Tiles

VOTED
Best
2014

VOTED
Best
2015

VOTED
Best
2016

OPEN
6 days a week!

SHOWROOM:
551 Bryne Dr., Unit 0, Barrie
Open Mon-Sat | 705.730.6989
www.deserttile.com

UNITED
LUMBER

Home
hardware
building centre

UNITED
TRUSS

BRING US YOUR PROJECTS BIG AND SMALL
From new home builds, to home renovations, our experts can help you get the job done!

The Home You Always Wanted, The Way You Want It. www.unitedlumber.ca

Barrie 705.726.8132 520 Bayfield St. N.	Bolton 905.857.6970 12833 Hwy 50 S.	Georgetown 905.873.8007 333 Guelph St.	United Truss – Innisfil 705.436.3425 3325 Thomas St.
---	---	--	--

OVER — *the* — MOON

STORY **KATHLEEN DUNCAN**
PHOTOGRAPHY **SANDY MACKAY**

A roaring fire in the living room's guillotine Rumford fireplace provides comfort and warmth in Peter and Marianne Valjases' grand timber frame chalet in Horseshoe Valley. The favourite leather chair is from Aboda Decor.

On family ski trips to Canada's west coast, Marianne and Peter Valjas were captivated by the natural beauty and sweeping vistas of the mountains. The couple later used the favoured destination as inspiration to transform their rustic hilltop cottage into a timber-frame retirement chalet with a bird's-eye view of lush Horseshoe Valley.

"We'd dreamed of having a Whistler look in Ontario and one day owning a timber frame home," recalled Marianne, who also wanted a maintenance-free environment, leaving time to enjoy the four-season activities beyond their doorstep.

It was a love of the outdoors that first led them to the property nearly 20 years ago. Mountain biking through the Copeland Forest trails, Toronto resident Peter got lost and came across a community tucked into the wilderness.


"I thought, wow, people live here," he says. Their three athletic children were already involved in the winter program at Hardwood Ski and Bike, and the Horseshoe cottage became their leisure-time home base. "There are so many people who move to the area for the skiing."

Son Len would become a two-time Olympian in cross-country skiing, while daughter Kristina earned her Olympic spot in beach volleyball at the Rio de Janeiro games. Younger son Austin competed internationally in beach volleyball and nationally in cross-country skiing and has been recognized for both athletic and academic pursuits.

Continued on page 56



The engineering, design and build of this beauty was no easy feat. Moonstone Timber Frame handcrafted the timbers and Crown Point Homes put it all together on site. The steep incline from the street posed a huge challenge but the construction team handled every task. **BELOW LEFT:** Timbers soar beyond the loft, where the master suite is located. **BELOW RIGHT:** This breezeway leads from the home to the garage and the gear/games/gym up top.





Marianne, who took on the role of designer. “We loved researching things on our own.”

When they couldn’t find the oversize barn doors they wanted for their master suite on the loft level, they sourced the materials and a craftsman to build them. Horseshoe-shaped hardware and V-shaped support battens were consciously included in the door’s construction to give a nod to the house location and owners.

“I have all these things that make my life easier here,” Marianne adds. Reclaimed oak barn board floors with in-floor heating, for example, only get more interesting with wear. “We have two big dogs – we didn’t want to worry about damaging the floors.”

They didn’t have to worry about many window coverings either, but Hunter Douglas blinds from **Blair Interiors** were added where necessary. *Continued on page 58*

When retirement and Horseshoe beckoned full-time, it was a friend from the skiing community they turned to for help. **Terry Michelson**, owner and founder of **Moonstone Timber Frame**, specializes in custom, handcrafted timber frames and log buildings.

“He’s built all over the world, so it was an easy decision to get him involved,” Peter says, looking around with satisfaction at the resulting great room. Massive Ontario white pine posts and beams provide both a structural and aesthetic backdrop. “Terry didn’t skimp on size, that’s for sure.”

Working from plans drawn by Minesing’s **Denise Adams-Lawrence** of **West Eden Design Studio**, Terry took the homeowners through many style options. They chose their preferred size and shape of timbers, as well as special features to be included.

“We wanted it asymmetrical – like nature,” adds Peter, pointing out an offset archway detail tucked into the eaves atop the vaulted ceiling.

“We wanted it to feel comfortable,” says

TOP LEFT: The floors throughout are reclaimed hemlock. The dining table was custom crafted by Aqua Timber from water-recovered wood. **TOP RIGHT:** The pine staircase leads from the lower level all the way to the master suite on the third floor. Murphy loves to relax near the stairs. **RIGHT:** The stunning shaker-style kitchen cabinetry was handcrafted from alder wood and custom stained.



TOP LEFT: Son Lenny took this drone shot of the home during a recent visit. **LEFT:** Peter and Marianne made their dream of a Whistler-chalet in Ontario come true. Murphy and Misty love their new home too! **ABOVE:** A covered porch and custom pergola provide shelter and another relaxing outdoor space for the family in all seasons.



Thermador appliances, including a warming drawer and refrigeration column, are tucked seamlessly behind custom cabinets in a kitchen made of alder wood. A custom stain complements the **Benjamin Moore** wall paint in Pashmina. To continue maximizing luxurious finishes while minimizing upkeep, quartz was chosen for the main counters, while a live-edge slab adorns the breakfast bartop.

Similarly, Pollard Windows & Doors supplied black, vinyl-clad wood windows that balance a maintenance-free exterior with the beauty of a wood-finish interior. Matching eight-foot sliding glass doors open to a covered balcony with a breathtaking view that changes with the season.

During construction, the existing cottage was removed and the new larger 2,900 sq. ft. home required a wider footprint and pinpoint precision in setting the foundation – all atop of a steep incline from the road.

While the Valjases' vision was clear from the start, the actual construction was far from straightforward. *Continued on page 60*

TOP LEFT: The home was built with plenty of covered outdoor spaces to enjoy. Peter and Marianne take in the breathtaking views from the wrap-around deck on the second level. **ABOVE:** A propane fire pit warms up cool nights. **FAR LEFT:** A traditional sauna is a must for the Valjas family and is well-used. **LEFT:** Peter easily climbed this tall tree to put this bear in its place.



ROAD READIE PAVING

www.roadreadiepaving.com
705.719.0074 • 1.855.607.PAVE

MOONSTONE TIMBER FRAME

A proud member of the Timber Framers Guild of North America

Timber Frame Homes • Dovetail & Log Homes • Round & Square Post & Beam • Cottages, Barns & Additions • Gazebos, Pergolas & Pavilions • Heavy Timber Trusses • Staircases & Railings • Construction & Installation • Custom Design & Engineering

5805 9th Line North Oro-Medonte, ON L0K 1N0
705.835.3721
info@moonstonetimberframe.com
www.moonstonetimberframe.com

Our House

UNIQUE GIFTS, JEWELLERY & HOME ACCESSORIES

Entertain with... *by Hannah Dale*

time for tea?

FAMILY OWNED & OPERATED FOR 25 YEARS

55 DUNLOP STREET EAST | DOWNTOWN BARRIE | 705.725.0829 | WWW.OURHOUSEBARRIE.COM




Using centuries-old techniques, Moonstone Timber Frame crafted the structure offsite in its beamery. For the assembly and placement to be successful, “the foundation had to be prepped within millimetres,” according to Peter. The couple spoke to several custom home builders before deciding to go with contractor **Steve Cockburn**, owner of **Crown Point Homes**.

“Steve was the only one who realized how complicated the build was,” says Peter. “We made a great choice with him.”


Before the two-storey garage was constructed closer to the road, its concrete slab was used as a platform for the crane, used for eight days to lift and place enormous timbers. *Continued on page 62*

ABOVE: The master suite is upstairs in the loft. Barn doors open to the bedroom. **TOP RIGHT:** A custom vanity in the en suite suits this mountain chalet. **RIGHT:** A timber bed is dressed in traditional bedding from Hudson’s Bay.



WESTEDEN
DESIGN STUDIO

CUSTOM DESIGNED ENVIRONMENTS
NEW HOMES / LOG & TIMBER FRAME HOMES / RENOVATIONS/ ADDITIONS



Attention to detail can be Daunting.
With Discipline, Creativity & Perseverance a Home is Designed

*“Grateful to work with some of the best Log and Timber Frame Builders
in Ontario over the past 28 years.”*

705.792.4999
westedendesign@bellnet.ca | west-edendesignstudio.com



INTERIOR | EXTERIOR | COMMERCIAL




AFFORDABLE
QUALITY FOR
SENSIBLE LIVING

RELIABLE
ON TIME & CLEAN

QUALITY
WE STAND BEHIND
OUR WORK

705.794.0345
chris@waggspainting.com | www.waggspainting.com

Request Your Free Estimate Today!

f g+ t+ wsib FULLY INSURED



Sonnette™ Cellular Roller Shades

With Hunter Douglas, the possibilities are endless.

HunterDouglas 

Nobody offers more choices in window fashions than Hunter Douglas. Contact us today at Blair Interiors and discover the vast selection of fabrics, textures, style and colours for your home. We provide the expert guidance you need when designing the home of your dreams.



BLAIR
Interiors & Window Fashions

Celebrating 30 Years in Business!

Find us online at:
www.blairinteriors.com
www.shopmidland.com/blair
f @blairinteriors g+ #blairinteriors

Blair Interiors & Window Fashions
305 King Street Midland
705.526.0500

BELOW: This wall on the lower level displays souvenirs, memories and achievements by the Valjas children – including two Olympians and one who hopes to emulate his siblings. **RIGHT:** Peter waxes a ski in his gear room. **BOTTOM RIGHT:** Now retired, Peter has a special place in his new home to spend some idle time.



“We had the wettest spring and summer, and one of the coldest winters,” Peter explains. “It took over a year and a half to build. The hill was a nightmare. At one point, the driveway got washed out in a storm and we had to bring in a tractor.”

Another heavy item to be carted up the hill was the Muskoka granite used by **JMC Stoneworks Ltd.** to create the fireplace hearths and surrounds. The main floor showpiece is a faux dry-stack construction with built-in lighting, a reclaimed wood mantel and a side cubby to store and stack logs. The large guillotine Rumford unit from the Fireplace Shop ensures the warm air generated stays inside.

With a Sonos sound system from **Simcoe Audio Video** available at the touch of a cell phone button, the sights and sounds inside pair harmoniously with those outside. Taken together, the agenda is clear.

“We want to relax,” smiles Marianne. “This is our retirement.” **OH**



411 Bayfield Street
705-737-1195
www.simcoeav.ca

HOME Stars

PLAN YOUR PROJECT, FIND INSPIRATION AND THEN
MAKE THE CALL. PHOTOGRAPHY **BONNIE FOX**

VANESSA ROGERSON Cabneato

Cabneato transforms kitchens while utilizing existing cabinetry, adding options and making it feel brand new. When you invite Cabneato into your home one of our designers will bring a showroom on wheels. Choose from high quality samples from the comfort of your own kitchen. From start to finish, every step of your kitchen's journey is carefully planned and executed to fit your needs.



AT HOME

Neighbourhood: Quaint Shanty Bay. **Kitchen Style:** Open concept with a contemporary look, combined with a mid-century modern feel. **Gas or Electric Stove:** Gas. **Latest Home Project:** New laundry cabinets and counters and new vanity in the third bath, all by Cabneato.

AT WORK

Company Motto: Transform your kitchen today! **Current Project:** We are refacing a full kitchen and three vanities in a Barrie home. **Most Popular Cabinet Colour:** The majority of Cabneato clients are going with white for their kitchen cabinets. Benjamin Moore's Chantilly Lace is popular. **Granite or Quartz:** A variety of both.



AT WORK

Current Project: Condo in Tottenham. **Design Inspiration:** Farmhouse style. **Colour Palette:** Soft warm greys, creams, whites, black. **Where to Splurge:** Soft furnishings with custom pillows and wood furnishings.

AT HOME

Neighbourhood: Cartwright Park. **Style:** Transitional. **Favorite Room:** Open concept living space/kitchen. **Current Project:** Whole home accessorizing.

DARCIE EDGAR Darcie Edgar Designs

Darcie Edgar Designs is an interior decorating and design company located in Barrie and serving Simcoe County and the surrounding area. Services range from colour consultations and space planning to 3-D conceptual renderings and furnishings, fabrics and finishes. "We create simple, beautiful livable spaces that reflect your personal style," says Darcie. "Our number one goal is a happy client."

Continued on page 66



Design Team

CÉLESTE PILON, KIM STOVOLD & ERIN TRIBE

Total Living Concepts

Total Living Concepts is a full-service design-renovation company specializing in kitchens, bathrooms and home renovations. Their full scope of services includes every aspect of the renovation process from initial client meetings, design and construction to completion. “Since 1993 we have worked hard to establish a loyal client base with our award-winning design solutions.”

FALL ACTIVITY:
Céleste: Biking through our local rail trails to take in the amazing fall colours. **Kim:** Our weather as of late has proven to be perfect fall golfing weather. **Erin:** Trail running in preparation for the cross-country ski season.

AT WORK
Current Project: Renovation number two for a past client that includes the kitchen and basement. **Next Project:** Main floor reconfigure from top to bottom, including a designer kitchen. **Design Trend:** White oak mixed with black and warm metals (golds, champagne bronze). **Popular Cabinet Colours:** White and grey continue to be a leading choice, however we can see the trend shifting to a warmer palette. **Clients Want:** An informative one-stop shop to streamline the renovation process.

PHOTO: SANDY MACKAY

JEREMY DESOTA

EthoEnergy

A company passionate about providing customers an alternative building solution that breaks through the current contractor stereotype. EthoEnergy builds and renovates unique, healthy, high performance and sustainable homes. “We work on the basis of building relationships with our clients and providing value that lasts a lifetime, Jeremy says.”

Continued on page 68

AT HOME
Neighbourhood: Tollendale Mills. **Style:** Modern to Transitional. **Energy Source:** The sun (panels to be installed shortly). **Fall Project:** Wasaga Beach passive home.

AT WORK
Current Project: Lakefront property. **Company Philosophy:** Building stronger communities through sustainable design and the building framework/process. **Inspiration:** To see someone in a home that reflects them, helps them feel unique and provides long-term sustainability. It means making a difference for the next generation. **Goal:** To build self-sustaining communities.





AT HOME
Neighbourhood: Kingswood Subdivision in Barrie's south end. **Most-Used Room:** Kitchen. **Meal Specialties:** A great steak on the barbecue and chicken cacciatore. **To-do:** Fence repair.

CHRIS WAGG
Wagg's Painting

Wagg's Painting has the services you need to transform the look, feel and mood of your home. Their award-winning team of professional painters takes great pride in their work. "We treat your home with the care and respect it deserves," says Chris.

AT WORK
Current Project: Whole house – top-to-bottom – for clients on vacation. **Future Project:** Beautiful townhome in Friday Harbour. **Most Important Tool:** Yellow tray arm. **Success Secret:** Happy clients.

PAINTING TIP:
A matte finish paint hides blemishes on uneven wall surfaces.



AT WORK
Neighbourhood: The Grove in Midland. **How many Lots:** 49. **What's Standard:** Granite countertops in the kitchen and bathrooms with under-mount sinks. **Popular Upgrade:** Potlights.

AT HOME
Neighbourhood: Wasaga Beach. **Favourite Room:** Family room. **Hosting Thanksgiving?** Yes. **Favourite Thanksgiving Side Dish:** Sweet potatoes.

MARGARET GRAINGER
The Grove by Granite Homes, Midland

Granite Homes offers craftsman-inspired designs, featuring freehold townhomes, semi-detached and single-detached homes nestled in a quite enclave, located in picturesque Midland.

Continued on page 70

A SHOWCASE OF HOMES TOUR:

Big Brothers Big Sisters of North Simcoe

For 21 years, the Showcase of Homes Tour has been a fall tradition, raising funds for Big Brothers Big Sisters of North Simcoe – a community supported volunteer-based organization committed to the healthy development of children in need and their families through the provision of quality mentoring programs. This year they are happy to acknowledge community florists and stagers. These four local businesses have donated their time to decorate this year's homes with their unique style and flair.

THE TOUR

Date: Saturday, September 29, 2018 from 9:30 a.m. to 4:30 p.m. **Number of Homes:** Six homes, one loft. **Where are the Homes?** Located throughout North Simcoe. **Ticket Price:** \$40 EARLY BIRD price until September 14th. \$45 regular price. **Tickets Available At:** Arbour's Flower Shoppe, Tripp's Paint and Decorating Shoppe and RE/MAX Georgian Bay Realty Ltd., Brokerage. **Complimentary Lunch:** 11 a.m. to 2 p.m. at Restaurant Sainte Marie at Sainte Marie Among the Hurons, Hwy. 12., Midland. **OH**

LEANNE GEORGE
Fresh by Leanne



DIANE BALD
Arbour's Flower Shoppe



PAULA MERIDIS & EMILEY STEVENS
Saturday Afternoons Home Store



JAIME CROUCH
Splash Events Inc.



SEE OUR DIRECTORY FOR ALL CONTACT INFORMATION.

INDIVIDUAL SOLUTIONS FROM INDEPENDENT ADVISORS



Jackie Ramler, MBA, CFP, FMA, RIA, CIM, FCSI
Portfolio Manager
705-721-5919

Specialized wealth services for Business Owners, Executives, Individuals and Families. Offices located in Barrie, Midland and Elmville.

Raymond James Ltd. is widely respected throughout the industry for its **independent**, entrepreneurial and innovative culture. As a Raymond James Financial Advisor, it allows us to offer unbiased and unrestricted advice to design a truly customized and individual plan. There are no predetermined solutions.

To learn more about Raymond James' independent approach, contact me for a complimentary review.

Executive Wealth Advisors | RAYMOND JAMES®
Raymond James Ltd., Member-Canadian Investor Protection Fund.

DREAMWOOD
Your Custom Home Builder
Homes



We Build Your Dream!
LIVE IN MIDHURST ON 1 TO 2 ACRES



For those who value the difference!

705.770.4322 705.733.4432 WWW.DREAMWOODHOMES.COM



HOMES

STORY **M. CAROLYN BLACK**
PHOTOGRAPHY **SANDY MACKAY**

that heal

IN 2002, FORREST AND JULIE WILLETT of Midland seemed to have it all: a two-year-old son, a beautiful home, great friends, a successful entrepreneurial business with offices in eight cities and 23 employees. But life changed in a heartbeat that October when Forrest was seriously injured as a passenger in a car crash. Diagnosed with a catastrophic brain injury and undergoing 14 different surgeries, he went through five years of

full-time rehabilitation, speech, occupational therapy and physiotherapy. He developed depression and debilitating anxiety and was hospitalized several times.

In an instant Julie found herself wearing several hats, that of mother, business owner, caregiver and general contractor as they had a new home under construction at the time of the accident.

During that time Julie also found a

passion for designing and decorating that continues today.

Determined to get better, they sought help from several local sources, including Huronia Physiotherapy, The Macpherson Communication Clinic and Claudia Maurice Occupational Therapy. It wasn't easy, but by 2012 the neurology team at St. Michael's Hospital in Toronto – where Forrest was once told he wouldn't lead a productive

life – invited him to speak to their staff. Now Forrest speaks around the world to schools, universities, hospitals and private companies who want him to help their staff lower stress levels and increase mental health awareness, notably Emirates Airlines in Dubai. “When people are stressed they cut corners and when they cut corners, people get hurt,” Forrest says.

Forrest's book *Baseballs Don't Bounce* has become a number one bestseller. And his story

Continued on page 74





LEFT: Julie and Forrest Willett relax on the expansive deck of their contemporary Midland home. **BELOW:** The massive sliding doors open from the kitchen, dining and family rooms onto the partially covered deck, where the Willets grow tropical fruit in huge, moveable planter boxes. **FAR LEFT:** The exterior of the home as seen from the street.





LEFT: Trips to California and Arizona inspired the look inside the Willets' new home. **BELOW:** A beautiful cross-breeze fills the home when the front door is open on a warm day. The foyer has in-floor LED lighting and a sliding, red, closet door. **BOTTOM:** The feature wall in the family room is made from a product that simulates copper. **INSET:** Forrest plays with Sadie in the family room.



of overcoming physical and mental health obstacles is the featured foreword of Jack Canfield's New York Times bestseller *The Success Principles* 10th anniversary edition with over one million copies in print.

As he looks around his newly-built home Forrest muses, "Now we get paid to travel. We never thought in a million years that talking about depression and things that were our worst problems would turn into our biggest assets."

Their property in Midland is located on one of the highest points in the region, which means incredible views. To the north, the tree canopy of Awenda Provincial Park stretches as far as the eye can see and in the fall, the colour show from the leaves is breathtaking. The west-facing deck along the front of the home provides a view of the Blue Mountain ski hills in Collingwood, along with more gorgeous fall foliage.

The view of the great outdoors is more than just aesthetic; it's therapeutic. Forrest recommends getting outside to help with depression and anxiety symptoms, and the Willets surround themselves with greenery as much as possible. They have lemon, orange, fig and pomegranate trees in wheeled planters on the deck that they can bring indoors in cooler weather. "We have so much natural light it feels great to have greenery all year round," Forrest says.

The expansive deck on the north side of the home has a gazebo, which can be shaded on very hot days, and a fireplace for cooler nights. The couple purchased vintage bar stools in retro 1940s colours from a former soda shop near Base Borden and had them mounted to a plank of wood from their property.

The open-concept kitchen, dining and family room has a feature wall made from a new product that simulates copper by MurDesign.

Continued on page 77



The décor under the glass can be changed with the season.



LEFT: A vintage high chair sits near the island in the large kitchen. **BELOW:** The Willets sent this door to Armand Auto Body for a slick red paint finish.



The foyer has LED lights built into the floor that broadcasts ambient light at night. The large bedroom windows are lower at the bottom and higher at the top than standard to maximize views and bring the outdoors inside. Forrest says, “Every room in this house feels like you’re outside.” Windows and front door are by Jeld-Wen.

The expansive dining table is from a maple tree salvaged during the excavation. It was so heavy they needed a crane from **Penetanguishene Sand & Gravel** to

transport it to **Aqua Timber** for milling. **Marcelville Custom Cabinetry** built the final product. The centre length of the table features a glass display that can be changed according to the season and the striking light above the table was imported from Italy.

They sourced most of their own finishing touches and enjoy the blend of local and international décor. “We travel a lot and see different things,” says Forrest. “The sliding glass exterior doors are from Greece.” They

often leave the doors wide open, with no screening, to let the breeze from the bay in Tiny Beaches blow through. The tall interior doors complement the high ceiling that slopes from 12 feet to eight feet, eight inches, a result of the Arizona-inspired roofline; doors are by Metrie Interior Moulding and Doors and sourced through **Elmvale Home Building Centre**.

“I work a lot in California and Arizona so that’s where the (exterior) design idea came from,” says Forrest. “I couldn’t bring

Continued on page 78




TOP LEFT: The fire pit is a hit with family and friends in all seasons. **TOP RIGHT:** A pergola covers the sitting area on the rooftop. **ABOVE:** Stairs lead from one deck to another. **CENTRE:** A propane fire pit warms a crowd on the rooftop deck. **RIGHT:** The Willets mounted vintage bar stools from a pharmacy at Base Borden onto a log for a fun look on the deck.

us to California so I brought it home to Ontario.” The couple worked with the **IHD Design Build** team of **Dave Lalonde**, **Jacob Lalonde** and **Jason Regimbal** and are repeat customers of **Mike Wilcox Construction**. Total square footage on the main floor is 2,640.


They love the process of designing, building and renovating and do much of the interior work themselves, from painting to flooring.

Forrest calls the heated garage his “man cave,” complete with a hot tub and TV and he laughs when he notes that although it’s a garage there’s never a car inside. The driveway resembles a parking lot, with more than 12,000 square feet of asphalt, because lots of space is needed for their guests and frequent entertaining. Friends were a key part of Forrest’s recovery and he gestures around his home and says, “If all this went away tomorrow, our friends would still be here.”

Continued on page 80



Build better. Feel better.



iHD PASSIVEHOUSE CANADA DESIGN BUILD 705.549.4141 www.ihdbuild.ca

Beautiful window treatments



Fall Special! 30-60% OFF!
Call for details.

Offering a wide selection of the finest blinds, shutters and shades from a variety of designer brands, custom-made in Canada, to suit your home and your budget!
Serving the Collingwood, Wasaga Beach, Barrie, Halton Region and Mississauga areas.

The Blind Spot
Serving Canada Since 1982

Book your free in-home design consultation & estimate today!
705.351.2114 • theblindspot.ca • andrew@theblindspot.ca

Landscape Architecture & Consulting Arboriculture

- Landscape Architecture Design
- Tree Inventories & Preservation Plans
- Risk Assessment Qualified
- Tree Appraisals & Compensation Plans
- 25 Years Experience in Municipal Approvals

LANDMARK
ENVIRONMENTAL GROUP LTD

Assisting Homeowners & The Development Community
In Barrie, Muskoka & Simcoe County Since 2007

705.796.1122
info@LEGGroupLtd.com
www.LEGroupLtd.com

OLA Landscape Architects

Roadshow Antiques North
Canada's Largest Quality Antiques Mall



ROADSHOW ANTIQUES
Vintage, Retro, Antiques & Collectibles

OPEN 7 DAYS A WEEK
10 AM - 5:30 PM

Roadshow Antiques North is located at the 400 Market. Highway 400 at Exit 85—just south of Barrie.

2207 Industrial Park Rd.
INNISFIL, ON—705-436-6222

With over 200 vendor spaces in a 32,000 sq. ft. showroom!
Roadshow North now has Monthly Online Auctions!

RoadshowAntiques.ca

feature

RIGHT: Double sinks are a must in the master en suite. **FAR RIGHT:** The vessel tub was also finished in a deep teal at Armand's Auto Body. **BELOW:** Son Hunter's room is full of his favourite things and photos of his favourite people. **BOTTOM RIGHT:** The master bedroom has a walkout to the deck and a nice view of the fig tree from the now-closed Bowmanville Zoo.



“When I was going through depression and anxiety I didn't know what it was because nobody talked about it,” says Forrest. “Now the phone is ringing, and people are asking me to come to Switzerland, Africa and the Philippines to do talks on mental health. There is so much opportunity to turn tears into triumph. There is something about being open and vulnerable and saying yes, depression sucks, but it doesn't have to forever.”

One of the most memorable places he was hired to speak at was the Royal Horseguards near the grounds of Buckingham Palace, where Winston Churchill made speeches and inspired a nation. “I had to learn how to speak again with the help of my speech therapist and here I am, speaking around the world,” he says.

“People ask us if we would go back and change things and we say no, not at all.” The Willett home is on the Midland Big Brothers Big Sisters Showcase of Homes Tour on September 29. You can read more of Forrest's story at mentalhealthspeaker.ca **OH**

For a space
less ordinary.

Bathworks
Love Your Space — bathworks.ca
516 BRYNE DR. BARRIE, ON 705-722-4125

DXV
AMERICAN STANDARD

SIMPLY HOME
FURNISHINGS INC.

simplycountry
CASUAL FURNITURE & HOME DECOR

*Largest Inventory of Furnishings & Home Décor
for Home or Cottage in Midland & Surrounding Area.*

Ashley Furniture • Décor-Rest • Magnussen • ELRAN • Brentwood • Palliser • Superstyle

www.simplyhomefurnishings.com
900 King St. Unit B Midland ON • 705.526.5678

We provide full delivery & set up
to Midland & Surrounding Areas!
Contact us for more information!
Open 7 Days A Week!

www.simplycountryfurniture.ca
323 King St. Midland ON • 705.526.7630



ALLANDALE DECORATING CENTRE

There is a special air to some retail experiences. **Allandale Decorating Centre** has this ever present aura, brought to life by their multiple award winning team and top line products.

Through extensive industry research and leading colour study, Sue Kay and her team bring a unique understanding of colour and its powerful effects on health and its impact on your space and home equity. Our promise is that we will take the time to explain your colour, why we are suggesting the location of each colour and which best product will give you the ultimate results. When you shop with us we know your colour and product history and are available when you need help. Whether you take advantage of their free in-store service or book your in-home appointment you receive signature service and unparalleled advice from a professional graduate of interior decorating or design, seven days a week. We love to share our colour knowledge and product advice to better your health and day to day life. Allandale Decorating Centre will re-energize and re-imagine any space to create your ultimate atmosphere.

Simply put there is nowhere else that can offer this exemplary service, knowledge and product.

Seven days a week, professional service and the finest paint ever made.
393 Yonge St, Barrie
705.739.7730 | colournow.ca
(Please see ad on pg 8)



DESIGN BY SIZE

Leah Size is an Interior stylist with a flair for DIY and a passion for vintage collections. Every home can tell a story. Leah works closely with you to find out your needs for the rooms being styled, your budget, and your vision (what colours you want to use, what materials you like, etc). She likes to use what you have and then accent with unique found pieces that are affordable.

She will create a design and tweak it with you until it reflects you, and she has transformed your home into a space that reflects who you are.

She uses several elements when styling a space for you:

- Creating a new colour scheme
- Adding new textures into a room like curtains, rugs, cushions and throws
- Implementing clever storage solutions
- Optimizing the layout of the room by changing the furniture placement or function
- Adding new pieces or updating existing furniture to better suit your needs
- Use of lamps and lighting to create an attractive yet functional lighting scheme
- Using paint, wallpaper, and flooring to further enhance your space

You can relax as Leah will have everything done to transform your space for you. All you have to do is to enjoy your new room!
705.717.6114
designbysize@gmail.com
designbysize.ca
(Please see ad on pg 88)



DISCOUNT GRANITE PLUS

Our concept is simple. At **Discount Granite Plus** we offer beautiful stone countertops. Every aspect of your project is customized. Our experienced friendly staff will professionally guide you on which Granite, Marble or Quartz will best suit your design needs to create a timeless look that transcends every season.

Over the years, our countless clients have come back for more. Whether you're having your kitchen remodelled or updating your vanity surface, we're here to help you every step of the way. We are trained on the latest modern designs and Euro trends with a price point that will suit every budget. Our services include templating, custom fabrication and installation.

We are fabricators which means that we build your stone project right here at our locally owned South Barrie location which gives our clients the convenience of choosing their stone in our spacious local showroom and seeing their dream inspiration ideas come to life.

We are stone experts! We can work with You, your Designer, Cabinet Maker, Contractor or Builder to finalize your unique vision and deliver a space that captures your senses!
Come see us at
756 Huronia Rd, Barrie
705.481.1236
discountgraniteplus.ca
(Please see ad on pg 45)



GARRAWAY'S ELECTRICAL SERVICES

Garraway's Electrical Services has been in business since 1999 with many years of experience. Our approach to your electrical needs is unsurpassed. No job is too small and no home project is too large for our expertise and quality service.

Our second-generation, family-run business is very well-known and a trusted name in our community and surrounding Simcoe County area. You are not just our customer; you are our neighbours, and we treat you the same.

All our combined experience makes your electrical design easy for you. We prepare a precise, detailed plan that will provide you an aesthetically pleasing finished job. You will not be disappointed with the quality electrical we provide.

We enjoy every aspect of our work. Our staff is friendly, knowledgeable and extremely well trained. Whether it's a cherished antique lamp repair or a three-storey high modern fixture they are installing, they take pride in their work and are very efficient. You often hear us say, "If it has a wire we can install it".

We are an Electrical Safety Authority/ECRA ACP Pre-Approved Contractor with two "Master" Electricians to oversee our Electricians and Apprentices who take the guess-work out of each job.
705.527.8003
garraways.ca
info@garraways.ca
(Please see ad on pg 41)

online

EVERY DAY ON **ourhomes.ca**



OUR inspiration becomes YOUR reality.

Home Tours, Style Ideas, Recipes & DIYs

OUR HOMES helps you find the right company in **your area** for all your homes-related needs.

celebrating life at home
ourhomes.ca



IRVINE CARPET ONE FLOOR & HOME

Serving the area for 58 years, we have been Barrie and Simcoe County's choice for flooring and home decorating supplies since 1960! Whether you're looking for the perfect décor for your home or office, we're confident our friendly and knowledgeable staff will help you make the perfect selection.

Irvine Carpet One Floor & Home's philosophy has always been to provide our customers with well-trained professionals in the latest trends and innovations, who have a dedication to customer service. The Irvine name is synonymous with an easy, discriminating and hassle-free shopping experience. As a family owned business, our commitment to truthfulness in selling and building customer trust has made us a business that Barrie residents know and trust.

From our modest beginnings to becoming one of the largest, full service decorating businesses in the region, we have always held true to our core beliefs of quality, selection, price, value and service excellence, backed by some of the best warranties in the business.

We look forward to working with you on your next project. Contact us today at one of our two locations in Barrie!
514 Bayfield St, 705.728.5566
494 Veterans Dr, 705.728.5567
irvinecarpetone.com
(Please see ads on pg 8, 19)



GRANITE HOMES

Granite Homes has been constructing homes for over 15 years and in the process, we have become experts at our craft. We're proud to offer distinctive designs, premium features and finishes, a steadfast commitment to quality and an unwavering dedication to genuine customer service.

Granite Homes is pleased to offer **The Grove**, a collection of premium freehold townhomes, semis and singles in the picturesque town of Midland. Located just minutes from Highway 93, shopping, restaurants and parks, The Grove offers convenient access paired with peaceful cottage country living.

Starting in the mid \$300s, with over 1,500 square feet of luxurious living space, these spacious homes include open-concept kitchens, designer bathrooms and timeless stone and brick exteriors. With premium included features, such as granite countertops in the kitchen and bathrooms, these homes are as stunning as their scenic surroundings. Looking for single level living? The Grove offers highly desirable bungalow townhomes, featuring walk-out basements.

Live the cottage country lifestyle today, in the heart of Georgian Bay.
Visit thegrovemidland.com for more information or to register for future releases.
Sales Centre: 10 Keith Ave, Unit 401, Collingwood
Margaret Grainger
705.351.2839
mgrainger@granitehomes.ca
(Please see ad on pg 3)




TOTAL LIVING CONCEPTS

Established in 1993, **Total Living Concepts** has developed a reputation, from Muskoka to Toronto, for delivering total home renovation services. We aspire to create professionally designed living spaces to meet the demanding lifestyle of today by offering revitalizing design and renovations created for comfort and functionality for any type of home renovation. We provide planning and advice for your flooring, appliances, countertop, lighting, cabinetry and hardware, as well as home improvement and home maintenance services.

As members of the National Kitchen and Bath Association, Simcoe County Canadian Home Builders Association and Renomark, we are committed to excellence in all that we do and take pride in each of our many accomplishments. Total Living Concepts has been featured in *Canadian Living* magazine, *Canada's Homes & Cottages* magazine, and on Roger's Television.

Whether you need help with a kitchen and bathroom remodel, small home repairs, or getting your house ready for sale to get more value from it, we do it all.

Visit us online at: totallivingconcepts.com, reach us by phone at: 705.721.9148 or visit our showroom at 464 Penetanguishene Rd, Springwater
(Please see ad on pg 17)



THERMAFIBER: PROVIDING COMFORT FOR THE HOME

NEW Owens Corning Thermafiber® Mineral Wool Insulation provides fire resistant, thermal and acoustical solutions, perfect for residential new build and home renovation projects.

Thermafiber® residential mineral wool blankets are ideal for insulating walls, floor/ceilings, and attic spaces in homes. These products provide a high R-value/inch, excellent sound attenuation characteristics and outstanding fire performance. Products are also inorganic, non-combustible, and mould resistant. Thermafiber® products conserve energy and provide a minimum 70% pre-consumer recycled content.

Why choose Thermafiber® Mineral Wool Insulation?

- Fire resistant to temperatures above 1,093° C (2,000° F)
- Minimum 70% recycled content
- Easy to cut and install
- Secure cavity fit
- Mould resistant

Thermafiber® UltraBatt™ mineral wool insulation also makes homes energy efficient and Thermafiber® Fire & Sound Guard™ insulation is designed to provide enhanced acoustical control plus fire resistance all in one product. Ask for these products by name and enjoy the comfort.

To learn more about Thermafiber® Mineral Wool Insulation visit thermafiber.ca
(Please see ad on pg 4)



CELEBRATE LIFE AT HOME WITH OUR HOMES


OUR HOMES magazine is your local home resource guide. Our readers love our magazine because we show and tell you about beautiful and unique local homes, retailers and products. Plus, we promote local service providers and help you find professional trades. Whatever you need to build, renovate or decorate, you will find in our much-loved magazine.

OUR HOMES magazines saturate 14 local markets in Ontario and connect to over 5 million readers annually with our advertisers through premium, consistent, local content and beautiful photography. Our readership and distribution numbers are audited. Our advertisers reach our highly sought out, high-income demographic through targeted distribution in each region and throughout Ontario.

Our website, ourhomes.ca, offers even more ideas for every homeowner.

Our readers keep OUR HOMES magazine as a reference and resource guide. A business directory in each quarterly issue and online makes it easy for readers to find our advertisers. Every advertiser in the magazine is listed in the Directory under their business category.

Now you can subscribe to OUR HOMES. Contact us at subscribe@ourhomes.ca. Your favourite magazine will arrive quarterly in your mailbox.
ourhomes.ca
(Please see ad on pg 83)



TRIPP'S PAINT & DECORATING

Tripp's has long been known as one of the best and certainly most unusual paint and design centres anywhere. Simply walking through the door into over 4,000 square feet of inspiration and colour can be overwhelming but it doesn't have to be.

Tripp's is the source for inspiration, information, know how and honest advice. Jamie and his team have been together for up to 23 years and boasts the most experienced team of colour professionals.

Benjamin Moore paint is the anchor of our product line and the anchor of our commitment to quality products that will perform at the highest level consistently.

One of our well known traits is the ability to instill confidence in our customers through training and knowledge. Whether it's a full Revival Furniture, Cottage Paint DIY class or a quick review of how to prepare exterior surfaces for the best possible long lasting result, Tripp's Paint & Revival Furniture is or should be your go-to source for knowledge.

259 King St, Midland
705.526.7411
(Please see ad on pg 8)



TRANS CANADA **WOOD PRODUCTS LTD.** **lumber store**

LUMBER SPECIALTIES
POST & BEAM TIMBERS • DECKING
FENCING • FLOORING • FRAMING
INTERIOR PANELING



*Public
Welcome!*

705-721-1116

7735 County Road 27, Barrie
PO Box 7189, Innisfil, ON L9S 1L0

www.transcanadagroup.on.ca

A place for THANKS

PROJECT AND PHOTOGRAPHY **TARA CHATTELL**



this works well for buffet-style dinners where there is no dinnerware on the table beforehand.



Set your Thanksgiving table with paper placemats to help your family and friends express gratitude. Here are three ways to use simple paper doilies and printable templates.

Place doilies under each place setting and placemats to the right of each plate.

TOOLS & MATERIALS

- Large paper doilies (we used 14-inch doilies)
- Paper (we used white or kraft paper)
- Placemat template
- Printer
- X-Acto knife or scissors
- Paint (optional; we used gold craft paint)
- Foam paintbrush (optional)
- Glue (optional)
- Pens or pencils



Paint doilies with metallic gold paint for a lavish touch.



Include a pencil or pen for each setting so that guests can record what they're thankful for.



Visit ourhomes.ca/mag/placemats to download printable templates in PDF format for the placemats shown here. OH



DESIGN BY SIZE
Inspired Interiors

705.717.6114
Barrie, ON | designbysize@gmail.com
www.designbysize.ca



24 hr service

PLUMBING INC

RESIDENTIAL | COMMERCIAL | INDUSTRIAL

Custom homes, renovations,
plumbing service & repairs.

www.plumbtechplumbing.com
(705) 722-7209

The best seat in the house
belongs in your dream home.
Let me help you find it.



RE/MAX
Chay Realty Inc., Brokerage
Each Office Individually Owned and Operated

Jeff Fulton
BROKER

Office: 705.722.7100 | Direct: 705.890.5333
www.JeffFulton.ca



705.427.2929 | 519 King St, Midland
www.nataliehuttondesigns.com

real estate

STORY **MEHREEN SHAHID** | ILLUSTRATION **SHEILA BRITTON**

THE DOS AND DON'TS OF HOME INSURANCE

THE CARDINAL RULE OF HOME INSURANCE: BUY IT!

- ✔ **Do shop around when getting a new policy**, says Pete Karageorgos, Ontario director of consumer and industry relations, Insurance Bureau of Canada (IBC). And remember to sit down with your insurance representative for a yearly review of your policy. The reason, Karageorgos says, are the upgrades homeowners do over a number of years.

“That increases the value of the house,” he says. “If you don’t tell the insurance company about it, they may say, ‘since you weren’t paying the premium for that item, we won’t pay you the amount to replace it.’”
- ✔ **Do make a list of valuable items you have**, Karageorgos says. Documenting assets helps the claims process go smoothly.

“Most folks have smartphones with cameras, and it’s easy to take photos of your rooms, cupboards, closets and your storage areas,” he says. “A lot of times when we’re faced with making insurance claims, we may forget what we’ve had in storage.”
- ✗ **Don’t assume everything you own is automatically covered in your policy.** “Most policies will cover a home for fire, wind and theft, but things such as power surges may not be covered,” Karageorgos says.
- ✔ **Do check to see if you will need an additional personal articles policy.** “Understand there may be specific sub-limits for items, such as jewelry, sports equipment or stamps you’ve collected,” he says. “You may want to look into having these covered separately.”
- ✔ **Do check for specific events for which you’re covered when reviewing a policy.** “More and more, we’re seeing severe weather events in our communities,” Karageorgos says, adding that customers calling the IBC’s help centre say they are caught offguard when their dwelling is affected by a natural disaster, such as flooding or a storm. “Reality is, we’re seeing a shift in weather patterns and we’re trying to meet those needs.”

For example, he says, when areas in Calgary were flooded a few years ago, insurance companies weren’t paying to cover for the aftermath.

“Now, they are,” he says. “This coverage also applies to septic systems. If those overflow, insurance companies are offering sewer back-up coverage.”



- ✔ **Do look into taking steps to protect the house.** For example, insurance companies may determine premiums based on the distance of the dwelling from the shoreline, Karageorgos says.

“Sometimes the insurance company may ask you if you have a safety measure, such as a sump pump,” he says. “Look at what you can do to minimize the risk. Make sure the grading around the property isn’t such that water flows into your house, but is pushed away from the house. Make sure there aren’t any issues with the foundation. You could (also) look into getting a home alarm system,” he adds.
- ✔ **Do repairs regularly**, don’t think that just because you have insurance that it will act as a maintenance policy. If items that wear and tear and have a specific period of usefulness break down, you may not get the type of claims response you were expecting.
- ✔ **Do check that your policy covers additional living expenses**, which pays if families are forced to leave their home, due to a fire or another event.
- ✗ **Don’t assume your landlord’s insurance will cover your valuables, too.** Home insurance isn’t only for homeowners; renters should also look at buying a policy.

“As a tenant, you’re responsible for covering your own items,” he says. “It also helps cover you for liability, in case of a fire or another event,” Karageorgos says.

Liability coverage also protects against being sued by visitors if they are injured on the property.
- ✔ **Do review your deductible.** “Adjusting your deductible is important; maybe increase it to have a smaller premium,” says Karageorgos, adding another insurance do is to look at bundling home insurance with other insurance policies, such as auto and life.

General guidance is available through IBC’s help centre, which can be reached at ibc.ca or by calling 1.844.227.5422. **OH**

WE BUILD & RENOVATE UNIQUE, HEALTHY, HIGH PERFORMANCE & SUSTAINABLE HOMES.




obec
BUILDING • COMMUNITY

30 Years Combined Experience
Offering Passive & Off-Grid Home Solutions

What Our Customers Say - “Knowledgeable, professional, perfectionist. I highly recommend Obec to anyone.”
- Ken McCutcheon

705.331.1878 | JEREMY@OBECHOMES.COM | OBECHOMES.COM

Forest Hill
REAL ESTATE INC • BROKERAGE



Executive Georgian Bay Waterfront Retreat
Stunning custom built, waterfront masterpiece with 300 feet of frontage on Georgian Bay situated on 2+ secluded acres. The 4,000 sq. ft. 4 bdrm, 5 bath home has spectacular views of the “Gap” and Beausoleil Island and features a gourmet chef’s kitchen, great room with a double-sided fireplace, Douglas-Fir beamed ceilings, sunroom, over-sized 2-car garage and multiple walkouts to your outdoor oasis where you will find your in-ground gunite pool with a spill-over hot tub, custom outdoor kitchen equipped with George Clooney’s Fire-Magic BBQ which is perfect for entertaining or enjoying your morning coffee. Stunning low maintenance perennial gardens are perfect for trying out a new summer gardening hobby. Located only 1 hr 40 min from Toronto and 50 min from downtown Barrie, this property is easily accessible for year-round use. Meticulously maintained, this house is being sold fully furnished and is move-in ready to enjoy immediately! **Asking: \$1,850,000**

Kelly Lazar, CGA, CPA • Sales Representative
Office: 416.488.2875 - Toll Free: 1.800.466.2218 - Direct: 416.930.0787
kellyjlazar@gmail.com

David Wagman • Sales Representative | Managing Partner
Office: 416.488.2875 - Toll Free: 1.800.466.2218 - Direct: 416.414.0007

directory

OUR HOMES attracts the area’s finest businesses to advertise in our pages, and utilize our unparalleled distribution and coffee-table appeal to market their products and services. We’re making it easier for you, our readers, to become educated as you plan your home- and real estate-related purchasing decisions. View these business ads online at ourhomes.ca/barrie. The listings below are organized alphabetically by industry.

ALTERNATIVE ENERGY

EthoEnergy, 89

ANTIQUES

Roadshow Antiques Mall, 79

ARCHITECTURAL DESIGN

IHD Design Build/Quantum Engineering, 79
West Eden Design Studio, 61

ART/ARTISANS/ART GALLERIES, STUDIOS & WORKSHOPS

Northern Iron, 49

AUDIO VIDEO/SMART HOME TECHNOLOGY

Simcoe Audio Video, 63

AUTOMOBILES

Subaru Canada, 10

BUILDERS/DESIGN•BUILD/ RENOVATIONS/HOME IMPROVEMENTS

Caldwell Estates – Dreamwood Homes, 31
Dreamwood Homes, 71
IHD Design Build/Quantum Engineering, 79
Kirkworth Construction Inc., 27
Lovers Harbour – Dreamwood Homes, 6
Moonstone Timber Frame Log Homes & Cottages, 59
Obec Homes, 89
Prycon Custom Building & Renovations, 29
Renovations by Rodgers, 93
Total Living Concepts, 17, 84
United Lumber Home Hardware Building Centre, 53

BUILDING/LANDSCAPING SUPPLIES

Trans Canada Wood Products, 85

CABINETS & WOODWORKING

Home & Cottage Interiors, 8
MBC Cabinets, 20
Perkinsfield Kitchen & Bath, 5

CARPETS/RUGS

End Of The Roll, 51
Irvine Carpet One Floor & Home, 8, 19, 84

COUNTERTOPS/GRANITE & STONE

Di Pietra Design, 2
Discount Granite Plus, 45, 82
Elegant Solutions/Cambria, 12&13
Simcoe Building Centre Design Loft, 39

ELECTRICAL

Garraway’s Electrical Services, 41, 82

ENGINEERING/CONSULTING

IHD Design Build/Quantum Engineering, 79
MNT Consulting Group Inc., 25

FINANCIAL/INSURANCE/MORTGAGE

Middle Retirement, 25
Raymond James, 71

FLOORING/STAIRS/TRIM/MOULDINGS

Barrie Trim & Mouldings, 43
BreezeWood Floors Bass Lake Sawmill, 41
Desert Tile, 53
End Of The Roll, 51
Home & Cottage Interiors, 8
Irvine Carpet One Floor & Home, 8, 19, 84
The Tile, Flooring & Design Company, 45
Trans Canada Wood Products, 85

FLORISTS/FLORAL DESIGN

Fresh Flowers by Leanne, 14

FURNITURE & HOME DÉCOR/ GIFTS/COLLECTIBLES

Aboda Decor, 16
Blair Interiors & Window Fashions, 61
Dwellings Rustic & Refined Living, 16
HillTop Interiors, 95
Home & Cottage Interiors, 8
Our House, 59
Roadshow Antiques Mall, 79
Simply Country, 81
Simply Home Furnishings, 81

INSULATION

Owens Corning, 4, 84

INTERIOR DECORATING/INTERIOR DESIGN/HOME STAGING

Behold Design, 31
Darcie Edgar Designs, 25
Design By Size, 82, 88
Natalie Hutton Designs, 88

KITCHEN AND BATH

Bathworks, 81
Behold Design, 31
Cabneato, 15
Elegant Solutions/Cambria, 12&13
Lindsay Schultz Kitchens & Cabinetry, 41
Perkinsfield Kitchen & Bath, 5
Simcoe Building Centre Design Loft, 39

LANDSCAPING/LAWN & GARDEN

Foster Lawn & Garden, 27
Landmark Environmental Group Ltd., 79
Near North Hardscapes, 21

LIGHTING

HillTop Interiors, 95
Northern Iron, 49
Wasaga Beach Decorating, 25

MASONRY

D. Janes Construction, 45
Mason’s Masonry, 29

METAL DESIGN

Northern Iron, 49

NEW HOME COMMUNITIES

Braestone, 96
Caldwell Estates – Dreamwood Homes, 31
Lovers Harbour – Dreamwood Homes, 6
Mountaincrocft – Grandview Homes, 11
The Grove – Granite Homes, 3, 84

OUTDOOR FURNITURE

HillTop Interiors, 95

OUR HOMES is committed to ensuring the businesses below appear under the correct headings. To make a correction, or to have your business listed under more than one heading, please email kim.smith@ourhomes.ca or glenda.wiedeman@ourhomes.ca. To have your business listed in our Home Resource Directory, call us to advertise at 705.791.8990 or 705.446.4997.

PAINTING & DECORATING

Allandale Decorating Centre, 8, 82
Benjamin Moore, 8
Elmvale Home Building Centre, 8
Home & Cottage Interiors, 8
Housser’s Paint & Wallpaper, 8
Irvine Carpet One Floor & Home, 8, 19, 84
Tripp’s Paint & Decorating, 8, 85
Wagg’s Painting, 61
Wasaga Beach Decorating, 25

PAVING & CONCRETE

Road Readie Paving, 59

PLUMBING

Bathworks, 81
Plumbtech Plumbing Inc, 88

REAL ESTATE

Forest Hill Real Estate, 89
Re/Max Chay Realty – Jeff Fulton, 88

ROOFING

Lifestyle Home Products, 9

SPECIAL EVENTS

Big Brothers Big Sisters of North Simcoe – Showcase of Homes Tour, 49
May Court Club – Homes for the Holidays, 91

SPECIAL/NON-PROFIT ORGANIZATIONS

Big Brothers Big Sisters of North Simcoe, 49
May Court Club, 91

STONE WORK

D. Janes Construction, 45

SUNROOMS

Lifestyle Home Products, 9

WINDOW TREATMENTS

Blair Interiors & Window Fashions, 61
Complete Blinds, 48
HillTop Interiors, 95
The Blind Spot, 79
Wasaga Beach Decorating, 25

WINDOWS & DOORS

Barrie Trim & Mouldings, 43
Kempfenfelt Windows, 7

The 27th Annual **Homes for the Holidays**

For More Information & ON-LINE TICKETS:

www.BarrieMayCourtClub.ca
(Service fee will apply)

5 DECORATED HOMES

Unique Boutique & Tea

SAVE THE DATES:
Saturday & Sunday
Nov. 17/18, 2018

May Court, Canada’s oldest Service Club.
All proceeds go back to helping people every day in our community.

TICKETS AVAILABLE AT:

The May Court Shop,
54B Maple Avenue

705-737-1322

Tour
Ticket Guide
\$30⁰⁰



PUMPKIN TURMERIC SOUP

RECIPE AND PHOTOGRAPHY
JENELLE MCCULLOCH

Spiced with fresh turmeric and ginger, this pumpkin soup brings abundant flavour and warmth to your fall table.



INGREDIENTS

- 1 Tbsp coconut oil
- 1 medium pumpkin, peeled, seeded and cubed
- 1 medium onion, diced
- 5 carrots, diced
- 2-inch piece fresh turmeric, peeled and diced
- 3-inch piece fresh ginger, peeled and diced
- 3 cloves garlic, roughly chopped
- Chili flakes, to taste
- 4 cups vegetable stock
- Pumpkin seeds to garnish

DIRECTIONS

In a soup pot, melt coconut oil over medium-high heat. Add pumpkin, onion, carrots, turmeric, ginger, garlic and chili flakes. Sauté until pumpkin and carrots begin to caramelize. Cover with vegetable stock and simmer for about 30 minutes. Using a hand blender (or transfer to a food processor or blender), blend until smooth. Garnish with pumpkin seeds to serve. **OH**

online Get more recipes at ourhomes.ca/mag/cook




KNOWLEDGE: facts, information and skills acquired through experience and education.

www.RenovationsByRodgers.com
705.739.7720

finishing touch



1 JONATHAN ADLER: Lampert Sofa in Venice Peacock



2 ROCHE BOBOIS: Odea Sofa in Sea Green



3 BRENTWOOD CLASSICS: Lunetta Sofa in Samira Red



4 STRUCTUBE: Emilie Velvet Sofa in Green



5 ELTE: Hunter Sofa



6 THE ART SHOPPE: Blush Sofa



7 NUEVO: Janis Sectional Sofa in Midnight Blue

8 MOOOI: Boutique Delft Blue Jumper OH



BOLD & beautiful

Make a statement in your favourite lounging space with a sofa in a bold colour.



YOUR STYLE
YOUR HOME
YOUR LIFE

Innovative. Inspired by nature. Infused with tradition.



DESIGN SERVICES
FURNITURE
BEDDING
LIGHTING
DÉCOR



the country estate, rethought.

**BEST NEW HOME
COMMUNITY IN CANADA**

– Canadian Home Builders Association 2016

welcome to braestone.

Braestone is an award winning country estate community located in the heart of the Horseshoe Valley. Inspired by the farmhouses, barns, and sheds of the Oro-Medonte region, the homesteads are an authentic reflection of refined country living with four seasons of outdoor activities at its doorstep. Hiking, skating, apple picking and maple sugar tapping are just a few of the many remarkable activities homeowners experience living at Braestone. **Visit the Braestone Discovery Centre and designer model homes today.**

**Distinctive and timeless bungalow, loft and two-storey homesteads.
FROM THE MID \$700's TO LOW \$1M's**

down home, up country.



BRAESTONE
HORSESHOE VALLEY

705.727.5656 braestone.ca

