

FALL 2013

STYLE ■ COMFORT ■ IDEAS ■ REAL ESTATE

our¹homes

BARRIE ORILLIA MIDLAND INNISFIL

**"I LOVE MY
NEW HOME"
OWNERS
TELL US WHY**

**GET ORGANIZED &
DECORATE WITH CANDY**

**3 EXTRAORDINARY
designs**



low
Deposit

free
Hardwood
on Main Level

free
5 Appliances

quick
closings
Available

Selling OUT!

SOUTH
woods
where families grow

Towns
\$228⁹⁹⁰ from

Sales Centre Hours

Mon - Thur 1 - 8
Friday closed
Sat, Sun & Holidays 12 - 5

1-800-298-9906

Southwoods Sales Centre

213 Harvie Road
Barrie, Ontario
L4N 9P8

705-719-6669

pratthomes.ca



Finalist



Voted by You



Pratt Homes

Your Award Winning Builder



If you want your next dishwasher
to be as quiet as a Bosch,
you'll have to buy a Bosch.

Bosch dishwashers are the only ones to offer the unique combination of nearly silent operation, powerful features that leave dishes sparkling, intelligent functions that work around your busy schedule and efficient operation that saves both water and electricity. All wrapped in a contemporary design that's as beautiful as it is functional.

TA Appliance is your source for Bosch dishwashers
and our extensive selection ensures you'll find
the perfect one to fit in your kitchen.



Barrie

705-719-1390
42 Caplan Avenue

Brantford

519-750-1118
195 Henry Street

Kitchener

519-578-0300
932 Victoria St. North

MON. TO FRI. 9-9, SAT. 9-6, SUN. 11-5

www.taappliance.com

**Your theatre.
It's where you dream.**



PERKINSFIELD
KITCHEN + BATH

Designing Custom Cabinetry since 1997



Connecting families ... one kitchen at a time



Huronia

Home Theatre
Security & Monitoring
Fire & Safety

When you spend the time sourcing the latest audio and video technology and products, you want the wiring and installation to be done right, the first time. Huronia knows how important this is, and we have over 40 years of know-how that you can depend on.

From simple consultation, complex multi-room audio and video installation right through to complete home automation, including lighting control and powered window treatments.

Contact us today to talk about your audio, video and home entertainment needs.

Safe. Secure. And Sound.


www.huronialarms.com

Collingwood 705-445-4444 • 800-504-3053 Midland 705-792-9311 • 888-363-9311



PERKINSFIELD
KITCHEN + BATH

705.527.6116
perkinsfieldkitchen@rogers.com



165 COUNTY RD. 6 SOUTH, BOX 1306 TINY, ONTARIO L0L 2J0



Gilkon Construction Limited



CUSTOM HOMES AND COTTAGES
RENOVATIONS, COTTAGE RAISING
CABINET MAKING/WOODWORKING



6 CENTENNIAL DRIVE
PENETANGUISHENE, ONTARIO
L9M1G8
705-526-3364
GILKON@BELLNET.CA
WWW.GILKONCONSTRUCTION.COM



Get New Windows & Doors
for Less Than you Think!



8 WINDOWS INSTALLED

from **\$59 / month** O.A.C.

- 100% Financing
- 0 Down
- Free Estimates



Windows



GARAGA
Every detail guaranteed™

Garage Doors



Doors

Kempfenfelt
W I N D O W S
& D O O R S

**Lowest Price Possible,
Every Day!**

Voted #1, 14 Years in a ROW!



705.737.1554



The Signs You See Everywhere!

92 Commerce Park Dr.

kempfenfeltwindows.com



DI PIETRA DESIGN
COUNTERTOPS



Come and
visit our newly
renovated
showroom!



672 Welham Rd - Barrie 705.727.0096 - www.dpd360.com

Discover. Natural. Beauty.



As UNIQUE As You



We've got you covered.

Our custom insurance plans have all the comprehensive coverage you need to protect your property. We listen to your unique needs, and have the expertise and markets available to us to provide you with an all-inclusive insurance program.

Whether it's your primary, secondary, or seasonal residence, we understand your needs and provide you with a **golden touch**.

We are Noble Insurance and we've been insuring our community since 1945.

nobleinsurance
For a higher level of confidence.

1004A Carson Road, Barrie, Ontario
705-737-0136 | www.nobleins.on.ca

Imagine your home, totally organized!

Custom Closets, Garage Cabinets, Home Offices, Pantries, Laundries and Hobby Rooms



\$200 Off Plus Free Installation

\$200 off any order of \$1000 or more. 10% off any order of \$700 or more. Not valid with any other offer. Free installation with any complete unit order of \$750 or more. With incoming orders, at time of purchase only.

Call for a free in home design consultation and estimate

800-293-3744 OHM

www.closetsbydesign.ca

Licensed and Insured Follow us   

2013 © All Rights Reserved. Closets by Design, Inc.

 **Closets byDesign**

editor's note



OUR HOUSE IS A LITTLE QUIETER this season. I have less laundry to do, more gas in my car and fewer groceries to unload.

No longer will I have to pick up a pile of barely used towels from the centre bedroom and I won't have to look far for my car keys – they'll be exactly where I left them.

My first-born is off to university and living in a dorm room the size of a walk-in closet. He's ecstatic; I have very mixed emotions.

From now on, for my son, our home will be a temporary place to stay until it's time for him to head back to school or begin a new adventure. I'm very happy for him, but all I can think of is "where did the time go..."

I will forever miss watching him study for hours at the dining room table, music blasting through his earphones and a mess of food nearby. I can't wait for him to come home for a visit and fill the house with his presence once more. Then I'll happily do his laundry and hand him the keys to my car.

Fall is all about fresh new beginnings. The homeowners you'll meet have all recently moved into new homes. For some, like Kim and David Smith, building and settling into gorgeous new digs is a regular occurrence. They've built or renovated many homes over the years. Their previous home in Cedar Ridge appeared in the Spring 2010 issue of OUR HOMES. In fact, Kim so loves everything to do with designing and building homes that she's joined the OUR HOMES team. You can see the Smiths' latest creation on page 28.

Madison Taylor is simply a joy to be around. She's young, talented and driven so I know her foray into the world of residential design/build will be a huge success (it already is). You will ooh and ahh over Madison's latest project on page 56.

When Lindsay Schultz tells me she's worked on a home our readers will love, I know it will be stellar. With her help, Stewart and Allanah Young have transformed a waterfront home in Midland into an easy, breezy place to live. See it on page 76.

Our Comfort Zone also takes us to Midland and a fantastic new design showroom (page 52), and you'll love our People section on page 66.

May your fall bring new adventures and a newfound appreciation for all the wonderful times you've shared with family and friends at home.

Sincerely,

Georgette

Georgette McCulloch, Editor-In-Chief
editor@ourhomesmagazine.com

 Follow us @OurHomesMag



We decided it was time for a change.

So we've got a new name, a fresh new look and some great new products! *(But we're keeping the friendly service, impeccable taste and attention to detail).*

Shaw's Interiors is now Georgian Bay Living

Come in and take a look around. If you've visited us before, you'll find that we still carry the finest quality furniture and accessories. If you're dropping in for the first time, you'll love our warm, inviting and inspirational spaces.

Shaw's Interiors is now...

GEORGIAN BAY
Living
FINE FURNITURE

22 Queen St. W., Emlvale, ON
705.322.1961 georgianbayfurniture.com



INTERIOR DESIGN

beautiful. functional. timeless.



Custom Homes
Custom Interiors
Consultations

www.klinteriordesign.ca



Kristylynn Leibel | 705.795.7958 | info@klinteriordesign.ca

ourhomes®
BARRIE ORILLIA MIDLAND INNISFIL

REGIONAL PUBLISHER/FRANCHISE OWNER Castle Media Corp.
Jamie Jefferson
jjefferson@ourhomesmagazine.com

REGIONAL MANAGING EDITOR Georgette McCulloch
editor@ourhomesmagazine.com

REGIONAL PRODUCTION MANAGER Andrea Wray
andrea@ourhomesmagazine.com

MARKETING & ADVERTISING Jamie Jefferson, 705.429.4479
Kim Smith, 705.791.8990
kim@ourhomesmagazine.com

CONTRIBUTORS

Brandon Barre, M. Carolyn Black, Sheila Britton, Adrienne Brown, McKenzie Brown, Tara Chattell, Maria DaSilva, Kathleen Duncan, Bonnie Fox, Scott Hunter, Sandy Mackay, Samantha Martin, Georgette McCulloch, Ileana Palermo, Andrew Philips, Stephanie Redmond, Melanie Rekola, Yanic Simard, Julie Simmonds

OUR HOMES MEDIA GROUP INC:

EDITORIAL

EDITOR-IN-CHIEF Georgette McCulloch
editor@ourhomesmagazine.com

ASSOCIATE EDITOR Julie Simmonds

MANAGING EDITORS Alexandria Barker, Nancy Belue, Anna Lee Boschetto, Adrienne Brown, Pauline Clark, Andrea Cox, Walter Franczyk, Mary Hatt, Sarah Hoy, Gina Makkar, Sarah McGoldrick, Melissa North, Denise O'Connell, Jennifer Schleich, Jude Wayland

ART

ART DIRECTOR Tara Chattell
tara@ourhomesmagazine.com

ASSOCIATE ART DIRECTORS
Sheila Britton, Georgie Donais

PRODUCTION

PRODUCTION DIRECTOR Lynn Derrick
lynn@ourhomesmagazine.com

PRODUCTION MANAGERS
Laura Crossett, Julia Dempsey, Kelly Donaldson, Marilyn Reid, Abby Reynolds, Tracy Shuttlesworth

OPERATIONS

PRESIDENT & CEO David Loopstra
david@ourhomesmagazine.com

VP OF FRANCHISING & FRANCHISE OPERATIONS

Suzanne Strong
suzanne@ourhomesmagazine.com

ACCOUNTING Donna Duggan

ADMINISTRATIVE ASSISTANT Lisa Merrell

OUR HOMES™ is a registered trademark of OUR HOMES MEDIA GROUP INC.
OUR HOMES™ Barrie Orillia Midland Innisfil is published four times a year by Castle Media Corp. under the license of OUR HOMES MEDIA GROUP INC.

OUR HOMES Barrie Orillia Midland Innisfil is distributed via free pick up to residents of Simcoe County at high traffic locations throughout the region. Copies of OUR HOMES are also sent via unaddressed mail to select residential neighbourhoods and Barrie and area business leaders, and via direct mail to select builders, architects, trades and professionals. OUR HOMES is also available in-room at select hotels and resorts within the region.

Advertisements and the content, including photos, of advertisements published within OUR HOMES magazine are supplied solely by the advertiser and neither the publisher nor OUR HOMES Media Group Inc. accept responsibility for opinions expressed in advertisements or for copyright issues with regards to photos, advertising copy and advertisements, nor shall they be held liable thereby. By act of reading this publication, all advertisers and readers agree to indemnify and hold harmless both OUR HOMES Media Group Inc., and the publisher thereby. Copyright ©2013 OUR HOMES Media Group Inc. All rights reserved. Reproduction without permission is prohibited. **Canada Post agreement number: 41583527**

Please send all letters and/or feedback to OUR HOMES Barrie Orillia Midland Innisfil, 6 Dean Crt., Wasaga Beach, ON L9Z 1J9. Or email us at editor@ourhomesmagazine.com. All letters received are subject to editing for grammar and length. If undelivered, return to above address.

OUR HOMES CAN BE FOUND IN THE FOLLOWING MARKETS:

Barrie • Calgary AB • Durham Region • Grey Bruce • Hamilton • London
• Mississauga • Muskoka • Oakville/Burlington/Milton • Ottawa • Peterborough
• Sault Ste. Marie & Algoma • Southern Georgian Bay • Vaughan
• Waterloo • Wellington County/Orangeville/Caledon • Windsor

For franchise inquiries please visit www.ourhomesmagazine.com
Or call: Suzanne Strong at 519.538.4528, e-mail to franchise@ourhomesmagazine.com



FAST FORWARD

AUDIO VIDEO
UNLIMITED

10th Anniversary
with over 90 stores across Canada
with over 75 years combined experience

Paradigm Reference Panasonic Anthem Yamaha Denon Definitive Tech LG NAD Alpine JL Audio Focal Clarion IC Real Time



**From Simple Consultation To Complex Multi-room Audio & Video
Design, Installation & Sales**

Control 4 Salamander Designs Bell'o Fortress Seating Lutron Shades/Lighting Tivoli Audio Sennheiser Fusion Marine

**HOME OR
BUSINESS**

featuring **NEW!**
Total control

U-C
Control the Experience.



Tel: 705-527-7888

9225 County Rd. 93, Unit 12a (Huron Mall) Midland, ON L4R 4K4

www.fastforwardavu.com

find us on Facebook



contents

fall



22

ON THE COVER

Madison Taylor's latest design/build, Page 56.
Photography By Sandy MacKay.



52

departments

EDITOR'S NOTE	10
ADVICE	18
Art In The Home	
STYLE PICKS	22
New & Now	
COMFORT ZONE	52
Design Showroom	
PEOPLE	66
Happy Homeowners	
HOME RESOURCE DIRECTORY	96
FINISHING TOUCH	98
Finds That Organize	

features

FEATURE HOMES	
Another Smith Tradition	28
On The Water In Midland	76
GARDENING	38
Landscaping Mistakes	
CRAFTY IDEAS	42
Lampshade Chic	
REAL ESTATE	44
Closed For The Season	
DESIGN IDEAS	46
Bedside Manners	
HOME & BUILDER	56
Taylor Made	
COOKING AT HOME	74
Yummy Pear Cake	
HOME FITNESS	86
Outfit Your Gym	
DECORATING	94
Candy Creations	



28



76



56



innisfilestates.com

70' ESTATE HOMESITES
ONLY 38 LOTS AVAILABLE

Custom
Quality
Built by



A.N.T.
HOMES

www.anthomes.ca

Under Construction in Innisfil!

An Elegant Collection of Bungalow and Two Storey Designs

EXECUTIVE LIVING IN THE COUNTRY!

Call to book appointment
innisfilestates.com
705-220-6041

NOW SELLING!

Sales Pavilion Located at
7387 Yonge Street, Innisfil
(N/E Corner of Innisfil Beach
Road and Yonge Street)

From the
Mid
600's



There's a Benjamin Moore
colour for everything
that matters.

(What matters is that moment when
you walk in and go wow.)



Visit us at:

Tripp's Paint & Decorating

259 King St., Midland
705-526-7411

Irvine Carpet One Floor & Home

514 Bayfield St., Barrie
705-728-5566

Irvine Carpet One Floor & Home

551 Bryne Dr., Unit A, Barrie
705-728-5567



GRANDVIEW
HOMES

One Dedicated Builder Presents
Two Great Communities

Expect more. Get more.

See Why We've Been Voted Barrie's Best Builder



PHASE III JUST RELEASED — ONLY ~~44~~ **29** LOTS REMAIN



OFFERING

- **GREEN SPACE**
- **WALK-OUT LOTS**
- **EXTRA DEEP LOTS**

ARDAGH RD, WEST OF FERNDALE

30% SOLD



BEAUTIFUL HOMES BY THE BAY

SUMMERHILL ESTATES

LAKESIDE LIVING AT ITS FINEST



**55%
SOLD**

- **40-50 FT LOTS**
- **LOOKOUTS & WALKOUTS**
- **GREEN SPACE**

AT BIG BAY PT. RD., EAST OF YONGE

COMMUNITIES FROM THE **LOW \$350'S**

For more information, call **705-735-0732** or visit **WWW.GRANDVIEWHOMESBARRIE.COM**
GRANDVIEWHOMESSALES@GMAIL.COM Sales office located at 2 Auburn Court, off Ardagh.

advice

WORKING WITH *artists* & *artisans*

Our marketplace is saturated with incredible designs. We have limitless products available to us from all over the world. Yet there are times when a mishmash of conditions forces you to consider alternative solutions. Or perhaps you're simply tired of the status quo? In these situations, I suggest turning to local artisans to personalize a space by adding a creative touch. You end up with a unique piece, customized for you and your home.

WHAT IS AN ARTISAN ANYWAY?

According to Wikipedia, an artisan is "a skilled manual worker who makes items that may be functional or strictly decorative." They "practice a craft and may, through experience and aptitude, reach the expressive levels of an artist." Let's think about how to use artistry in an ordinary space.

THINKING OUTSIDE THE BOX

Rather than defaulting to the first thing that comes to mind (i.e. I need a bench for my front hall), consider the options, or rather think about the solution in a different way: I need something to sit on. Period. A bench certainly fits the bill, but so would a wooden stump, a chair or something mounted to the wall. This Ivy Wall Chair is handcrafted out of walnut, mounts to your wall and has a modern feel. It is simple and sculptural and immediately becomes a conversation piece. As a bonus it also works in small, out of the way spaces.



ART IN OTHER PLACES

Using the same process, think about side tables. A side table is simply a resting spot for a drink or the TV remote and often just a space filler. It does not have to be wood or glass, and it certainly doesn't have to be the usual two inches from the side of the sofa. This is an area where you can use your imagination (or



Designer
Stephanie Redmond
shares her ideas.



CERAMICS BY REINALDO
SANGUINO (THROUGH
HOLLACE CLUNY, TORONTO)

someone else's). Take these painted ceramic pieces by Reinaldo Sanguino. These stools or side tables become art in the space. They just don't hang on a wall as per the usual.

"I NEED A LAMP"

No, you don't. What you need is light. And that can come from any surface – wall, floor or ceiling. In fact, the combination of sources and shade types will help illuminate a space properly. Light should be focused in different areas and at differing intensities. An artisan can create a special piece for your space, the result being an illuminated art piece. Take this Blossom Pendant, for example. Used as bedside lights hung from the ceiling, they create an ethereal setting. My only advice? Ensure lighting is properly inspected and comes with a Canadian Standards Association (CSA) approval sticker. Electrical is not a place to cut corners.



BLOSSOM PENDANT BY LIGHTART3

WORKING TOGETHER

Once you've found someone that you'd like to work with – through word of mouth, flipping through a magazine or via local organizations – you will need to have an idea of the size and function of the piece. Either invite the artist over to see your space or bring lots of photos to the studio. In order to make this process successful for all, you also need to remain flexible! Have an idea of what you'd like and set some boundaries. But remember, you're working with an artist who has a vision. Their creativity is what you're hiring them for. **OH**

*the brand new place
to design your space*

SA DESIGN STUDIO
Upstairs at 225 King Street
Midland
(705) 526-5226
www.saturdayafternoons.ca



705.527.1515
www.freshflowersbyleanne.com
212 King Street, Midland
follow us on facebook!
www.facebook.com/freshbyleanne





Interior Design/Decorating Services
Floorplans and Elevations
Kitchen and Bathroom Design
Custom Draperies and Home Accents

Lidia van Zyl
705.727.2718
www.lvzdesign.com





inter-art interiors inc.

Laurie Lamb
Interior Designer

Studio by Appointment
705-722-8395
59 Parkside Drive, R.R. 2
Hawkestone, Ontario L0L 1T0
laurie@interartinteriors.com
www.interartinteriors.com

- Full design services
- Kitchen and bath concepts and planning
- Renovation, construction
- Fine interior furnishings
- Custom window treatments
- Colour and accessories



Michael Foers

THE EDGE GALLERY
ORIGINAL CONTEMPORARY ART

705-481-1558
32 Dunlop Street W. Downtown Barrie
www.theedgeartgallery.ca



Advertise in our Winter Issue & get noticed!

Give YOUR BUSINESS the benefit of premium exposure to our extensive targeted readership!

ADVERTISING INQUIRIES & SALES, PLEASE CONTACT:
Kim Smith • 705.791.8990
kim@ourhomesmagazine.com

ourhomes
Barrie • Orillia • Midland • Innisfil

right at home
INTERIORS



Complete Interior Decorating • Space Planning
Staging and Redesign • Hourly Consultations

Debbie Szostak, IDDP/CDECA
705 • 725 • 8130
www.rightathomeinteriors.ca



CB Design & Renovations
www.cbdesignandrenovations.com

Home Consultations, Kitchens, Bathrooms,
Full Home Renovations
Pls contact us at info@cbdesignandrenovations.com



Simcoe County Clean
We do the dirty.

They do the dirty, so You don't have to.

Commercial • Residential • Environmentally Friendly
Fully insured and bonded
Call today for your free quote



Jane Laker
Owner / Operator
jane@simcoecountyclean.com
Phone: 705-737-1894
Cell: 705-770-4798

www.simcoecountyclean.com



1

HOME ESSENTIALS

PHOTOGRAPHY BY BONNIE FOX

Reconnect with your home this fall with our kitchen-inspired, must-have picks.



2



3



4



5



6

1 OUR HOUSE

Knob Stoppers
The entertaining season is almost here. These unique wine-bottle stoppers are made from old pool balls and vintage door knobs. Wonderful to give or to receive.

55 Dunlop St. E., Barrie
705.725.0829 | www.ourhousebarrie.com

2 GLASS LIGHTING GALLERY AND HOME FURNISHINGS

Chandelier
From Currey & Company, this Sethos rectangular chandelier looks amazing in any atmosphere, from rustic to contemporary. It combines wrought iron, recycled glass and eight candles to make a statement above your favourite dining table or kitchen island.

31 King St., Units 1 & 2, Barrie
705.722.7772 | www.glasslightinggalleries.ca

3 DESIGNERS PLUS KITCHEN & BATH STUDIO

Elmwood Fine Cabinetry
Only the finest hardwoods and cabinet-making materials are used to create the very latest designs in custom cabinetry. Designers Plus will help create the right look for your lifestyle and home while keeping your budget in mind.

35 Cedar Pointe Drive, Suite 33
705.726.9861 | www.designersplus.ca

4 BRADFORD GREENHOUSES GARDEN GALLERY

Wall Signs
Capture their attention and add a creative touch to your kitchen, dining or bar area with a fun wall sign. There are lots to choose from and many different messages to fit your tastes.

4346 County Rd. 90, Barrie
705.725.9913 | www.bradfordgreenhouses.com

5 NICHOLYN FARMS

Good Eats
Pick from a huge selection of sustainably, responsibly grown foods, grown either on Nicholyn Farms or from neighbouring farms. Jams, pickles, salsas and sauces – if it grows, you'll find it preserved and ready to take home.

3088 Horseshoe Valley Rd. W., Phelpston
705.737.4498 | www.nicholyn.com

6 RAFTERS LIVING LIGHTING

Apothecary Console
Designed to hold CDs but perfect in any room where lots of storage is needed. Put it in the kitchen or breakfast nook, in the family room, office or bedroom.

42 Caplan Ave., Barrie
705.721.9854 | www.barrielightinganddecor.ca

Continued on page 24



7



8



9

7 TA APPLIANCE

Broil King Keg
Grill, bake, smoke or slow cook with this incredible kamado style backyard cooker. The Keg has a double steel wall and a chrome plated cooking grid, and it comes fully loaded right out of the box. Expand your barbecue experience.

42 Caplan Ave., Barrie
705.719.1390 | www.taappliance.com

8 A GALLERY OF INTERIORS DESIGN CENTRE

Pop-Up Island Power
Every kitchen island should have one. The pop-up power bar by Richelieu Hardware is convenient and beautifully designed. It's a definite must-have for your new kitchen.

230 Bayview Dr., Unit 7, Barrie
705.727.0229 | www.agalleryofinteriors.com

9 HYDROFLOW CANADA INC.

Electronic Water Conditioning System
It's a proven environmentally friendly hard-water solution. HydroFLOW provides effective water treatment and energy savings. It helps prevent and reverse the effects of limescale and other mineral build-up in your pipes.

160 Saunders Rd. Unit 4, Barrie
705.739.3569 | www.hydroflowcanada.com OH



Does Not Promote Mold

New Or Retrofit Construction
Cathedral Ceilings
New Additions
Crawl Spaces

Interior of Cargo Vans &
Enclosed Cargo Trailers
Barns & Workshops
Storage Containers
Insulate Floors of Bedrooms
Built Above Garages

We only spray with 2lb
Polyurethane Foam Insulation!

1583 Innisfil Beach Rd
Innisfil, ON

Email: btu@csolve.net
www.insul8foam.com



705.431.0701

BACK in THYME

ANTIQUES & PRIMITIVE COUNTRY WARES

One-of-a-kind handcrafted repro furniture ★ Punched tin lighting
★ Braided rugs ★ Unique Antiques



14 Coldwater Road, Coldwater, ON
705.686.3493 ★ www.backinthyme.on.ca

Open 11-3 Sunday, 10-5 Tuesday to Saturday

705-321-9373
www.karenmirondesign.ca
Karen Miron
Design

Fusing Elements
for individual design™



ROOM LAYOUTS
FURNITURE & RESTYLING
DRAPERY DESIGN & FABRICATION
ARTWORK & ACCESSORIES
HOLIDAY DECORATING
CUSTOM FLORAL



@karenmironides







www.deserttile.com

SALES & INSTALLATION

- ♦ Marble
- ♦ Slate
- ♦ Granite
- ♦ Mosaics
- ♦ Porcelain
- ♦ Ceramics
- ♦ Tumbled Marble
- ♦ Stainless Steel
- ♦ Stone Sinks
- ♦ Medallions

SHOWROOM:
551 Bryne Dr., Unit 0, Barrie
705 ♦ 730 ♦ 6989





NOW
C A M B R I A
Countertops





 like us on Facebook!

www.majesticpools.ca

1 King Street, Unit 10, Barrie, Ontario

705-726-7665



RENOVATIONS
BY RODGERS

Building Your Dream With Our Team




renovationsbyrodgers.com 705-739-7720



feature

THE SMITHS' LATEST MASTERPIECE

BY ANDREW PHILIPS
PHOTOGRAPHY BY SANDY MACKAY



ABOVE: Kim and David relax in front of their home. "When designing the house we hoped to nestle into the wooded lot and give the impression that this was not a new build but an established home," says Kim. "We wanted the exterior to feel as warm and inviting as the interior and to fit well into the Horseshoe Valley landscape." **ABOVE RIGHT:** A fireplace on a backyard patio is a favourite spot for the grandkids.



For some, the thought of building a home from scratch could be more than a little intimidating.

But that's definitely not the case for Kim and David Smith. Married for 35 years, the couple has enjoyed a wonderful partnership that previously saw them buy, renovate and retrofit a number of century homes throughout southern Ontario before moving on to the challenges and the myriad of choices new builds can bring.

For the past year, they have lived in a comfortable, well-appointed home not far from Horseshoe Valley.

"This is our third custom build," explains Kim, who works for this magazine while David is an IT consultant. *Continued on page 30*

feature

BELOW: Kim and David bought all new furnishings for this home after the new owner of their previous abode wanted the home and the furniture. The Smiths kept their beloved art and a stunning antique buffet and hutch for the dining room, but sourced all the new furniture locally. Kim loves a traditional home with lots of texture, layers and luxe fabrics.

While they adored their previous custom home on a two-and-a-half acre lot near Lafontaine that afforded views of Georgian Bay, it was just a little too far for David, whose work schedule often takes him to Toronto. “He was sometimes leaving at five in the morning and not returning until nine at night,” Kim says. “We knew we had to find something closer to the city and from here it’s a much shorter commute.” The couple evenly split designing the large bungalow’s overall layout before bringing their plans to **Custom CADD Inc.** in Barrie, where their rough architectural drawings were perfected. The Smiths have worked with Custom CADD on several of their homes. And like their previous home, this build remains a family affair with Kim’s brother **Duane Janes** of **DJ Construction and Masonry** providing building and contracting expertise from his Wasaga Beach base. Duane, who is also a mason by trade, also completed the striking building exterior using brick and stone from **Atlas Block Co. Ltd.** *Continued on page 32*



ABOVE: The dining room is at the front of the home off the main hallway. The coffered ceiling and exquisite millwork set the scene for a beautiful dining set and chandelier. **ABOVE RIGHT:** Kim’s lovely laundry room is just off the kitchen. **RIGHT:** The elegant French-chateaux inspired kitchen has a built-in china cabinet on one side of the ample antique brown granite-topped island and plenty of storage and white cabinetry on the opposite side.



“My parents, too, were very helpful with my Dad helping with flooring and various projects and my Mom helping to paint trim and make curtains,” Kim adds. “Our daughter Paula did a large part of the interior painting.”

And what a marvellous job everyone involved with this project did.

The Smith's new 2,629 sq. ft. home exudes instant warmth to visitors upon arrival, and it's all too easy to understand why family and friends would feel right at home.

There's plenty of original artwork, photos and prints spread throughout the home, including offerings from the couple's many travels abroad.

The fun task of decorating much of the home and selecting appropriate fixtures falls mainly to Kim.

“After many years of marriage and many homes, David is pretty wonderful in giving me free reign in all things design,” she says. “He is fairly confident that I will not wander too far outside his comfort zone.”

For his part, David enjoys the hands-on work that any new build entails, performing a bevy of tasks from tiling the floors, showers and backsplashes with products provided by Barrie's **Desert Tile Inc.** to working on the hand-scraped maple hardwood flooring from **Total Hardwood Flooring**.



He also completed much of the trim, moulding and other millwork using materials purchased from **Barrie Trim and Mouldings Inc.**

Upon entering the foyer, the nearby living room affords wonderful exterior views thanks to large cathedral windows, while the formal dining room features a well-stocked butler's pantry and comes equipped with a beautiful oak table that can comfortably seat a dozen hungry guests.

A short distance away one encounters a big, open kitchen that boasts enough accessible workspace to make any would-be top chef salivate. Installed by **Raywal Cabinets**, the spacious room features antique-brown granite countertops and cream-coloured maple cabinets with porcelain flooring from **Irvine Carpet One Floor & Home** along with a welcoming breakfast nook perfect for that first morning jolt of java.

Nearby, there's a cosy TV room where one can lounge on a comfy corner couch from Hawkestone designer **Laurie Lamb** and enjoy the indoor/outdoor gas fireplace, which like all HVAC throughout the home was provided by **Clearview Heating Air Conditioning & Supply Inc.**

“In the winter, we can see all the way across Georgian Bay to Blue Mountain,” Kim says while showing off the large covered back porch that also includes a hot tub. “The view is really spectacular.”

Three good-sized bedrooms fall off the main hallway, including a large master that features an entry to the aforementioned back porch along with a huge walk-in closet. *Continued on page 34*

LEFT AND ABOVE: The master suite is serene and comfortable. Double French doors lead to a covered deck with a hot tub and a lovely seating area with a two-sided (indoor/outdoor) gas fireplace. **ABOVE AND RIGHT:** Kim loves jewelry and there's lots of unique and fun places to display her favourite pieces collected over the years. In the en suite there's plenty of room in the large shower surrounded by glass plus a luxurious soaker tub. Under-mount his-and-her sinks are surrounded by granite and custom cabinetry.



feature

There's also a well-appointed master bathroom complete with a four-by-six-foot walk-in shower, his-and-hers sinks and a standalone tub. All of the home's faucets and fixtures came from **Bathworks** in Barrie.

The other two bedrooms feature a common "Jack-and-Jill bathroom" making it perfect for siblings to share.

"The bedrooms all have 11-foot, six-inch high, two-tier ceilings," Kim says, noting the style called a tray ceiling is becoming more popular in Canada.

The Smiths have two adult daughters and five grandchildren who have their own special room complete with two sets of bunk-beds and a crafts area in the finished basement.

"When my grandkids are here they have free rein," she says. "We have lots of fun together and we love having them over."

The basement also features another full bathroom, pool table, gym, sauna and a stylish, handcrafted wooden bar the couple bought at an auction while living in Georgia. On the top floor, there's also a huge laundry room, mud room and three-car garage. *Continued on page 36*

Two guest rooms share a bathroom. Kim has a beautiful eye for detail and combines colour, texture and layers of beautiful fabrics to create rooms that are sumptuous, comfortable and inviting.



Interlocking Brick
Landscape Design
Pools
Concrete
Water Features

dream • design • build

dolce

www.dolceconstruction.ca
1-877-888-3084

FSC
NWFA
ISO 9001
QUALITY ASSURANCE

25 YEAR WARRANTY

Installation Service • Baseboard
• Quarter Round • Underpad • Laminate Transitions

2315 Industrial Park Rd Innisfil, ON
(705) 436-4700

TOTAL Hardwood Flooring

www.totalhardwoodflooring.com

Builder of Your
Dream Come True

CUSTOM HOME BUILDER | MASONRY – BRICK
BLOCK | STONE | INDOOR & OUTDOOR FIREPLACES

D. Janes
Construction
MASONRY

705.443.1737
duane_janes@hotmail.com

Servicing from Muskoka to GTA

80 Bradford St. Unit # 608 Barrie, ON
www.roadreadiepaving.com
705-719-0074

ROAD READIE
PAVING



Kim's obvious love and intuitive interior design and decorating knowledge are present throughout the home. She selected accessories and furniture picked at area retail shops, including **Saturday Afternoons Home Store** and **My Front Porch**, both in Midland.

The wide range of varied lighting styles is also inspiring. From simple pot lights to elegant chandeliers, it's obvious much thought went into choosing the fixtures selected from Barrie stores **Glass Lighting Gallery** and **Home Furnishings** and **Rafters Living Lighting**.

"It's a lot of fun when you go from the initial design aspects to the finished product and you see it start to become a real house," says Kim, who also called upon **Georgian Bay Living** (formerly Shaw's Interiors) of Elmvalle and Laurie Lamb's former store, **Inter-Art Interiors Inc.**, to bring the project to fruition.

They also used Benjamin Moore paint to capture the warm feeling that encompasses every room while exterior paving and front stone work was carried out by **Road Readie Paving Ltd.** and **Dolce Construction**, respectively, with landscaping done by **Ego's Garden Centre**.

But for Kim and David, this isn't necessarily their last foray into the building game. They are considering putting their home on the market soon. "We are looking forward to our next project," Kim says. "It's very exciting to design the home and take a no-holds-barred approach. It's by no means a piece of cake, but it's just so much fun." **OH**



The fun rooms are in the basement. This bar, bought at auction in Atlanta, has followed the Smiths from home to home. The grandkids have a fantastic room with two sets of bunk beds, a space for crafts and lots of room to be creative.



Thinking → Painting? Long Term? Quality?

Our goal at Eagle Painting is to provide excellent service from the time the phone call for a quote is made until the work is finished. We respect and add value to your home or business in everything we do. Take the time to have a look on our website. See what our customers are saying.

Right Process, Right People, Right Products.
Residential • Commercial • Institutional

705.727.4965
www.eaglepainting.ca
 Email: eaglepainting@rogers.com
**Eagle Painting is a Holmes Referred Contractor*

madison taylor

interior design - custom homes - project mgmt

41 King Street, Suite 5, Barrie ON L4N6B5
 By appointment only, 9am - 5pm Mon - Fri

The Studio (705) 792 2132
 info@madisontaylordesign.com
 www.madisontaylordesign.com

PHOTOS AND STORY BY MELANIE REKOLA

THE SEVEN DEADLY *landscape sins*

Homeowners far and wide, fall to your knees like the sinners you are! Don't be surprised if your property suffers more than one of these common garden evils. But take heart; most can be easily atoned. Continued on page 40





Expect the best...
We're **greener**
than the rest!

DESIGN • BUILD • MAINTAIN

Residential, commercial & estate property lawn & garden maintenance
Complete tree and stump removal
Fertilizer and weed control programs

Award-winning Unilock Designs
Patios & Walkways • Retaining Walls
Natural Stone • Garden Makeovers

Foster Lawn & Garden^{LTD}
www.flgweb.ca **(705) 726-9189**

Call today for discounted
pre-paid 2014 lawn programs!





The Great Garden Revival Company

**BOOKING NOW FOR 2013
COMPLETION DATES**

With decades of hands-on experience, The Great Garden Revival Company continues to design, construct and create gardens and landscapes of unsurpassed quality and timeless beauty. From innovative design through to construction, our team draws upon its diverse backgrounds to provide you with the very best design and project execution. Our work spans the small and simple to the grand and elegant- all uniquely focused on harnessing nature's elements to frame your home.

• *Landscape Design/Build* •

Visit our online portfolio showcasing our award winning outdoor spaces
greatgardenrevival.com
705.835.3363






Nature inspired us... let us inspire you


gardening

1. GEOMETRIC SHRUBS Woody plants are living things and not symmetrical by nature, therefore each shrub should not be pruned as a geometric ball, cone or box. These unnatural pruning techniques are an abomination to nature! Compensate by staggering your pruning cuts to give a freer form to deciduous plant material. Evergreens should not be sheared too tightly and don't dare prune out the lower branches of large conifers giving the tree a “mini skirt” look. Instead, let a tree look like a tree and a shrub look like a shrub.

2. BIG BOULDER IN THE FRONT YARD I absolutely love natural stone and the look of boulders placed properly in garden beds, but one giant boulder placed on the front lawn I see plaguing properties everywhere looks very bizarre! Firstly, they are totally out of scale. Secondly, boulders are supposed to look (loosely) like they happened to erode naturally and one huge stone by itself, plunked on the surface, would never happen in nature. Atone by placing stones throughout garden beds in a random pattern, and bury them slightly to give a natural feel.

3. SKINNY WALKWAYS AND SKINNY GARDEN BEDS I see skinny, uncomfortable and out of scale paths/garden beds more often than any other landscape sin indicated here. (Not to mention, the tight and awkward curvaceous lines that frequently accompany them.) A path should be wide enough that two people can walk comfortably together arm in arm, that is, a minimum of four feet wide. Front walkways should be wider and much wider still if your home is large and/or the pathway long. Garden beds need to be at least three feet wide minimum and hopefully much larger somewhere along their shape. A soft and gentle curve always looks better than “wiggly worm” contours.

4. RED MULCH (OR SHOULD I SAY ORANGE?) Dyed red mulch is such a bright hue that it completely detracts from the garden and screams “look at my MULCH!” Bright white and/or shiny white stones have a similar effect. The eye will quickly go to the brightest (and whitest) entity in view first. Surely there are better things to bring focus to, such as a beautiful garden and home! Atone by using black/brown mulch that mimics rich, healthy soil to highlight your horticultural efforts. If you prefer a stone mulch look, use various sizes of river stone that’s easy on the eyes.



Avoiding common missteps creates pleasing results in your design plan.



Rule of Thirds: Garden beds next to the house should be at least one-third of the house height in depth; placed boulders should not be out of scale with the rest of the bed.

5. ONE OF EVERYTHING A garden with “one of everything,” housing all colours of the rainbow looks cluttered and chaotic. It’s like wearing too much jewelry. In nature, plants never occur in just singles, plus, the eye needs rest before moving on to a new colour/texture to feel comfortable. Therefore, repent by avoiding this hodge-podge effect by always planting in groups of varying odd numbers, choosing a smaller palette of colours and using some repetition of plant materials, bringing continuity to the space.

6. WEEPERS IN THE FRONT YARD A front yard design should be welcoming, whereas weeping trees can look sad and somewhat sick. They make for an unfriendly exterior and I get the feeling they are crying out “I have the plague...stay away!” Weeping plants are more appropriate placed in larger areas away from the house, perhaps by a pond, where you are trying to create a feeling of calm and serenity. For a warm and welcoming front entrance choose happy upright plant materials instead.

7. SCALE ISSUES AND ODD COMBINATIONS Cramming small plant materials tightly up against the house always looks out of balance. Garden beds around the house should be at least one-third of the house height in depth, and some of the vegetation needs to have height and mass. Trees always help to ground a home giving it the visual weight necessary. But don't ruin the effect by installing a tree ring around that tree and planting tiny vegetation beneath giving a polka dot effect. Island beds need to be large; a minimum of 12-feet, in fact. And at all costs, avoid the strange combination I see so often of one upright evergreen with two round shrubs at its base. Does no one else see that this arrangement is clearly phallic? Gardeners everywhere, repent!

On a final note, your home and garden is a reflection of you. When it comes to all types of fashion, sin or no sin, what matters most is that if something makes you feel good, then use it. That’s what is most important, for happiness is the key to life! Be proud of your personal tastes regardless of what any expert says. **OH**

Melanie is a certified horticulturist and landscape designer.

OPEN DAILY
April to
October

EGO'S

**A Garden Centre
for Plant Lovers!**

GARDEN CENTRE • NURSERY • FARM MARKET

596 HORSESHOE VALLEY ROAD, EAST

705.326.9922

www.egosgardencentre.com

“EVERYTHING WE
MAKE IS GREEN.”
MAKE A DIFFERENCE.

To find out more, visit atlasblock.com

Atlas Sustainable
BLOCK Concrete
By Design

ESSA VILLA'S

...Its Time to Enjoy Life!

**ACTIVE ADULT
LIFESTYLE**

Available in 1 & 2 Bedrs.
Hardwood and Granite flooring
9' High Ceiling
Own Laundry room
Incl. 5 Stainless Steel appliances

705-790-9111
rent@essavillas.com
380 Essa Rd. Barrie

**Luxury
Rental Building!**

STONE VENEER

GRANITE

Stones

PANEL STONE

**TRAVERTINE
& MARBLE**

SLATE

BACKSPLASHES

www.stonescanada.com

& THE LOWEST PRICES. Stones, Barrie (705) 794-9048

crafty ideas

refashioned LAMP SHADES

BY ILEANA PALERMO
PHOTOGRAPHY BY BONNIE FOX

Repurposing your old clothes into lampshades is a great way to get a custom look, show your unique personal style, make the lighting your focal point and add pizzazz to your décor. Your lampshade will truly be one-of-a-kind. **on**

online

Need instructions to make this? Go to
www.ourhomesmagazine.com/lampshades



CRYSTAL SALE

ELEGANT SOLUTIONS
FOR YOUR HOME.

FROM TRADITIONAL TO CONTEMPORARY.

Create the dazzling looks you've always
wanted at truly affordable prices when
you visit Living Lighting.

Rafters
Living **LIGHTING**
Where solutions come to light.

(705) 721-9854 | 42 Caplan Ave., Barrie
(Located next to Home Depot)

Sale ends September 30th 2013 or while quantities last. Bulbs extra.
May not be available in all stores.



Branded...Integrity!



You'll run out of rooms before you run out of options.

Andersen® windows come in styles, shapes and sizes to fit any purpose and every personality. With natural wood interiors, low-maintenance exteriors and a host of elegant options, it's no wonder professional builders and remodelers choose Andersen windows more often than any other brand.

Andersen WINDOWS + DOORS **AW**

DECOLA
WINDOWS + DOORS

VISIT OUR SHOWROOM
41 Commerce Park Drive, Unit D, Barrie, ON
705-725-8111 • www.decola.ca



Flooring that cherishes the past...

...While embracing the NEW



Introducing
Country Rustic
Paneling | Flooring | Ceiling

- Red Pine Flooring and Engineered Flooring
- Interior White Pine & Red Cedar paneling
- Exterior White Pine & Red Cedar siding
- Pressure treated and Red Cedar fencing and decking
- Douglas Fir & White Pine timbers

TRANS CANADA
WOOD PRODUCTS Ltd.

7735 County Road, 27 Innisfil • 705.721.1116
www.transcanadagroup.on.ca

real estate

CLOSED FOR THE SEASON



BY SAMANTHA MARTIN
ILLUSTRATION BY SHEILA BRITTON

You've had your fun in the sun and the sweet sounds of splashing and laughter have been swept away by the waves. It's time to get down to business and prepare your summer retreat for the winter season. Use these 10 tips to organize your close-up chores...

1. DISCONNECT

Although water was your friend during cottage season, it is your enemy during the winter months. Before you leave, shut off the water where it enters the cottage. Disconnect the electrical supply to all water-related utilities in your cottage: pump, water-heater, softener, washer and dishwasher.

2. DRAIN PLUMBING

Even though many cottage water systems are self-draining when installed properly, make sure to drain taps at all low points in your system by opening all of the faucets and leaving them open. For complete peace of mind, go one step further and blow the water lines and pipes out with an air compressor. You'll be surprised how much water is still hiding in your system.

Disconnect the inlet hoses to your dishwasher and washing machine and let them drain. Start the machine for a few seconds to drain the water valve and then drain the excess water from the tub. Drain the water heater and softener with a hose only after the power has been disconnected. Remove any outside garden hoses and drain them as well.

3. ANTIFREEZE IT

Pour plumbing non-toxic antifreeze made especially for supply pipes down all drains, sinks, showers, laundry tubs, floor drains and sump pumps. Long-time cottager Mike Long suggests using a fish-tank siphon pump for draining all the water out of the toilet bowl and toilet tank. After clearing the water, pour antifreeze into the tank while holding down the flusher. The solution will flow through the flapper and into the bowl, ensuring no water is left.

Pour a generous amount of antifreeze into the laundry tub, point the discharge hose into the tub and choose the drain cycle. Let the antifreeze cycle itself through the washing machine for a few seconds, while being sure to keep your fingers away from the spinning machine. You now have antifreeze in all the working bits and pieces of the washer.

NOTE: Never substitute with windshield washer antifreeze. It may be cheaper, but it evaporates and you'll find your systems dry when you return in the spring.

4. CRITTER-FREE

Remove all of your food from the cottage for the winter. Dry goods and canned food can still attract animals – don't forget the peas, pasta and



flour. Pack everything into sealable tubs and mark them so they're easy to access for the next season.

Critters like a good scent, be sure to pack up and remove your personal care items as well, including toothpaste, deodorant, soap and sunscreen. These items run the risk of freezing if left in the cottage over winter – prevent their demise and ensure you can use them again next year.

Place mothballs in jars under sinks, in closets and kitchen cabinets, and in attics and basements. Close off any flues, chimneys and dryer vents to prevent birds and squirrels from using your nest as their shelter from the cold.

5. COVER IT UP

If you're leaving your boat on the grounds over winter, wrap it with a tarp or canvas and leave vents open for good airflow. Mold can make a real mess out of your floors and seats if the boat is wrapped airtight. Do the same for your patio furniture, whether storing in a shed or leaving it on the patio.

6. UTILITIES AND APPLIANCES

Turn off the utilities and unplug your appliances to prevent fire hazards and save energy. Shut off all propane appliances too.

Clean out your oven, stovetop and barbecue so no food remnants are left to entice animals. Clear out and prop open the fridge to defrost and air out. Leave an open box of baking soda in the fridge to prevent odours.

7. LINENS

Your bedding and towels can get mighty musty locked up in the cottage for months. Throw them in a couple of garbage bags and take them home with you. Clean them and set them aside with a label that says "cottage."

8. ROOF MATTERS

Snow weighs a great deal when accumulated on your rooftop. You want to check your roof for leaks and weak spots to make sure your structure can handle the pressure. Check the shingles to ensure they are in good condition. Clear out leaves and debris from the eavestroughs to prevent leaks and damage.

9. DETECTORS

Make sure your smoke and carbon monoxide detectors are in good working condition and have fresh batteries. At least one of each should be installed on every level of the building.

10. SECURITY

Although cottage security is never fool-proof, you can make it much more difficult for a persistent mischief-maker to access your summer retreat with some simple precautions. Cover your windows with blinds, curtains, shutters or sheets and take all valuables with you when you leave for the season. Get quality door and window locks for the cottage, garage, boathouse and any other outbuildings you may have. Ask a neighbouring cottager who happens to visit during the winter to check on your place from time to time. **OH**



REGISTER TODAY FOR OUR AUTUMN BATHROOM RENOVATION DESIGN SEMINAR!

Hosted at the Design Showroom in Midland

A full day seminar with trend forecasting in tiles, paints, and fixtures. Speak to some of the experts in the field, and learn about the products! Grab bag take aways, and product draws! Register today, as space is limited:

events@midlandhbc.com

October 6th from 11-4pm.

105 4th Street, Midland ON.



Like us on
Facebook!



Design Showroom

105 Fourth Street, Midland
www.midlandhomehardwaredesignshowroom.com

NIGHT LIFE

BY YANIC SIMARD



There's much more to the science of sleep than just picking a comfortable mattress – your bedside accoutrements

need to be ready to house a good book or two (and hide those glowing electronics) to give you peaceful slumber in style. However, there are many more options out there besides the humble nightstand. To put some variety in your nightlife, even when it's spent at home, here's my guide to all things bedside.



DESIGNED BY TORONTO INTERIOR DESIGN GROUP WWW.TIDG.CA PHOTO BY BRANDON BARRE



GIRAFFE LAMP, TEAL SANTORINI ELECTRA LAMP, available at Jonathan Adler stores and jonathanadler.com

Table Essentials:

- A bedside table is typically 24-to-28 inches high – around the height of the bed it accompanies (you may want to go taller for a high bed or shorter for a modern, low style bed).
- A lamp with a switch on the cord will be easier to flick on and off than a switch under the shade. For maximum ease, you can instead have a switch wired into the wall, hidden behind the headboard or table for a clean look.
- Dimmable lamps will adjust to the wide range of light levels desired, going from a restful glow to wide-awake bright. You can have a dimmer system built in during construction, or find a dimming style afterwards, just be sure to choose dimmable bulbs.

Here are four bedside looks I've assembled to inspire your design dreams:

Look One: Classic Couple

What: Identical side tables; matching lamps.

Why: The symmetry of a matching set leads to balance without a lot of planning, and perfect symmetry can be calming.

How: I like using mirrored or marble side tables against an upholstered headboard to add some drama – using the same material throughout can be too matchy-matchy. Designer Jonathan Adler makes a line of chic table lamps, which mix traditional elegance with modern energy for beautiful, simple results.

My Pick: Saarinen style marble top table

Continued on page 48

STAPLES DESIGN GROUP
DESIGN STUDIO & SHOWROOM

interior design
space planning
project management

705.721.8585
www.StaplesDesignGroup.com


CUSTOM HOMES & COTTAGES



RENOVATIONS & ADDITIONS



*Building Homes
as Unique as
You Are.*





Philippe Starck's Ghost Chair is an out-of-the-ordinary side table, adding functionality without visual bulk.

Bar carts can be used for more than just cocktails.



DESIGNED BY TORONTO INTERIOR DESIGN GROUP WWW.TIDG.CA PHOTO BY BRANDON BARRÉ

Look Two: Big and Small

What: Small table with a large lamp; large chest with a small lamp

Why: A chest of drawers at table height will add more storage (great for smaller spaces), with the lighter lamp to help balance against the opposite side.

How: Many traditional furniture stores will likely have a matching table and chest for easy coordination, or you can go with two styles with related materials (even in slightly different heights). Pick out an eye-catching lamp for a petite table and balance it with a quieter style on the chest – just check that the lamp shades will sit at the same level to achieve a polished look.

My Pick: Urban Barn's "reflection" accent table and chest of drawers

Look Three: Bedtime Story

What: Table with lamp; chair with floor lamp

Why: Having a proper chair gives you a space to read, tie your shoes, etc., but can also hold a book, electronics, or a tea tray just as a table would.

How: In a modern space, I like a transparent or metal chair for an open and airy look, but you can also use a small upholstered wing chair for stylish comfort. Add a slim floor lamp for reading, or even a petite table for your coffee and tea. In a client's bedroom, I recently used a swing arm sconce over a clear plastic chair and added an antiqued mirror for a dramatic backdrop.

My Pick: Louis Ghost chair (with arms) or Victoria Ghost (without)

Look Four: Nightcap

What: Table; bar-cart

Why: A bar-cart is one of my favourite flexible furniture pieces – and not just for cocktail hour. It makes an unexpected side table, but the look is both trendy and practical.


How: Because bar-carts are usually open and airy, choose one in a bright colour, sparkling metal or rich wood to balance a dark, heavy table. Fill the top and bottom with your most beautiful books, boxes and potions, and leave space on top for a lamp.

My Pick: USM Haller Serving Cart from Avenue Road

Also ponder some of these alternatives, and maybe you'll forgo the standard night-stand altogether!

- Stack of luggage
- Floating cantilevered table with stool
- Log section (left rough or sanded and lacquered)
- Antique rustic garbage can with lid
- A simple stool or other furniture piece already hiding in your home – take a look around and let your design dreams come to life!
- A switch wired into the wall, hidden behind the headboard or table for a clean look. **OH**

ERNEST BAR CART, available at cb2 stores in Toronto/Vancouver, cb2.ca; **LOUIS GHOST CHAIR**, DESIGNED BY PHILIPPE STARCK FOR **KARTELL**, available at Design Within Reach Studios, dwr.com or by calling 1.800.944.2233.



\$200 Manufacturer's Rebate when you purchase† Silhouette®, Duette® or Vignette® shades with LiteRise®.



Every qualifying purchase helps children in need get closer to their wish.

In the spirit of the holiday season, we at Hunter Douglas have partnered with The Children's Wish Foundation of Canada to turn wishes into reality.



HunterDouglas

† Purchase any combination of 4 Silhouette®, Duette® or Vignette® shades with LiteRise® between September 1 and December 15, 2013 and receive a \$200 manufacturer's rebate. Also, when you purchase any number of these additional shades you'll receive an extra \$40 for each. To learn more about LiteRise®, please visit hunterdouglas.ca. Valid at participating dealers only. *Shades of Joy manufacturer's rebate will be issued in the form of a Hunter Douglas Prepaid American Express® Gift Card. THE PROMOTION CARD is a trademark of Hunt Diversified Marketing Inc. All Rights Reserved. THE PROMOTION CARD is a Prepaid American Express® Card issued by Amex Bank of Canada. * Used by Amex Bank of Canada under license from American Express.

BLAIR INTERIORS

305 King Street, Midland • 705.526.0500

Custom Blinds & Shutters

UNIQUE HOME DECOR • BEDDING & BATH • CUSTOM DRAPERY

Original Art by Cynthia Blair



Are you ready for winter?

Experience the Difference Experience Makes

For over 35 years, Napoleon Home Comfort has been providing Simcoe County with home comfort solutions; fireplaces, grills, furnaces, air conditioning and outdoor furniture. Visit our inspiring showroom with over 50 functioning fireplaces, an impressive selection of gourmet grills and the only Canadian made gas furnaces. Our experienced, factory trained staff, certified installers, no charge in-home consultations and our “won’t be undersold” policy, all come together to make your Napoleon experience, comfortable and easy.


Affordable financing packages and 24 hour emergency service available. OAC, see store for details.



The Only Gas Furnaces Made in Canada.



MADE RIGHT HERE IN BARRIE
Call for current promotion details.



WE SERVICE ALL MAKES AND MODELS

NAPOLEON home  comfort

705.721.1214 | 24 Napoleon Road, Hwy 11 & 93 Barrie | napoleonhomecomfort.com

Mon - Fri 8:30am – 8pm, Sat 9am - 6pm & Sun 11am - 5pm

PHOTOGRAPHY BY BONNIE FOX

SHOWROOM STYLE



RIGHT FRONT: Susan McKinnon, Ashley Laurin. REAR: Vanessa Lewis; Michael Philippe, Beaver Homes & Cottages Sales Consultant; Stephanie Vincent and Caroline Brown.



THE PLACE: Midland Home Hardware Design Showroom is your one-stop shop for all your home design, renovation and building needs. Everything you need is here, under one roof, staffed by talented experts who will guide you through the smallest project to the construction of an entire home. The showroom is a marvel, showcasing the latest products from the best suppliers and you can see it all on display - stunning kitchens, custom and modular cabinetry, spa-like bathrooms and endless possibilities. The atmosphere is professional, relaxed and inspiring.

THE STYLE: The Design Showroom's Caroline Brown and the talented sales team offer full design services for every room in your home, especially your kitchen and bathroom, in every style imaginable. "Contemporary, traditional, transitional - we carry it," Caroline says. "We are client driven and cater to homeowners



and the trades." The showroom has a full range of products in every price range, including tile, flooring, sinks, faucets, fixtures, countertops, toilets, paint and lighting.

WHAT'S HOT: Caroline says laminate wood flooring is hot in a huge way. "The finishing, colouring and texture can trick even the most skilled eye," she says. Painted kitchens are always in, she adds. "We are into timeless design and creating kitchens that will transcend the trends." Beauti-Tone Designer Series paint in caramels, aqua blues, oranges, rusts and browns are white hot for the fall.

FAVOURITES: All your favourites are on display in the design showroom. How about a faux-wood, porcelain-tiled feature wall? Or use vibrant Beauti-Tone hues to create spectacular bathroom vignettes. If you're looking for a classic look for your exterior,

head to the cabin in the showroom where you'll see an entire cottage showcasing just some of the windows, doors and exterior lighting available.

TRENDS: Boutique bathrooms are stunning, featuring statement pieces like vessel tubs and fabulous vanities. "The powder room is really the jewelry of the home," Caroline adds. "It can set a playful, fun or elegant tone with a daring wall colour, gorgeous lighting, funky fixtures or a stand-out granite vessel sink."

GET THERE: 105 Fourth St., Midland, 705.526.5416
www.midlandhomehardwaredesignshowroom.com OH



First time
ever offered
*Contractor
Pricing*
to the public!

Kitchen & Bath

Design House
Inc.
In Business
Since 1986

From Our House to
Your Home at a Price
You'll ♥ Love

*From Inspiration
to Installation*



WE DO IT ALL!

Now Available  TD Canada Trust Financing

Your full renovation specialists

705.722.3355 | 1.800.242.8087

1585 Hwy 11 North, Shanty Bay (Just 7kms N of Barrie on the east side of Hwy 11N - Gasoline Alley)

www.kitchenandbathdesignhouse.com

KitchenCraft
CABINETS

Omega
Cabinetry

URBAN EFFECTS
BY NORCRAFT CABINETS

niralis
Cabinetry

CAMBRIA
Natural Quartz Surfaces

SILESTONE
by COSENTINO

Custom Home
HVAC Experts:

- BCIN Certified - we handle the Design, Permits and Installation
- **Geothermal Specialists** - over 700 systems installed
- Ductwork Experts - custom ductwork to suit any project
- In-floor hydronic heat specialists including zoning and exterior snow melt
- 24/7 after sale technical support

Reliance
Yanch
HEATING & AIR CONDITIONING

www.relianceyanchheating.com

Two locations to serve you:



BARRIE
705-728-5406

COLLINGWOOD
705-445-5670

Visit our Geothermal showroom
at our Barrie location


™ "Reliance", "Homes Run Better on Reliance" and the Reliance "Home" logo are trademarks of Reliance Comfort Limited Partnership.

Homes Run Better On Reliance™



**READY TO GET
BEHIND THE
WHEEL OF A
JOHN DEERE?**


**Great
Financing
Available**




333E Compact Track Loader

- New quiet efficient 97hp i14 engine
- Programmable controls, boom, bucket
- Ride Control & Keyless Start

Best-in-class



**McLAREN
EQUIPMENT**
Turf & Worksite 

Great Products - Family Supported
3464 HORSESHOE VALLEY RD W.
Barrie

(705) 734-2424
www.McLarenEquipment.com

The engine horsepower and torque information are provided by the engine manufacturer to be used for comparison purposes only. Actual operating horsepower and torque will be less. Refer to the engine manufacturer's web site for additional information.
4K12KCC1AA48339-MCL-4K1009040HMA-4C-00357187



A SYMPHONY OF DESIGN

Like a maestro directing an expert ensemble to a unified higher purpose, designer **Madison Taylor** draws on talent, experience and a trusted troupe of master crafters to achieve unique homes with a signature style. *Continued on page 58*

BY KATHLEEN DUNCAN // PHOTOGRAPHY BY SANDY MACKAY



The loft above the garage is a playroom, theatre room and a great space for family and friends to gather. **OPPOSITE: TOP FAR LEFT:** The waterfront view is spectacular. **LEFT:** Madison Taylor enjoys the sunshine on the back deck. **BOTTOM FAR LEFT:** A rolling door made of barn board opens to the master bedroom on the first floor. **LEFT:** The bridge on the second floor is cleverly designed and has a wine cellar, foosball table and a sitting area overlooking the great room below.

The granite-topped island with its exclusive slice-stone circular pattern was the jumping off point for the impressive kitchen by Absolute Cabinets. Madison offers exclusive granite slabs through her company.



"I'm not opposed to risk-taking with materials just to stand out a bit," says the high-energy entrepreneur, who pushes the edge of design with each new renovation or custom home. "I'm always looking for ways to change things up."


In the first in a series of waterfront homes she's building in Barrie's Tollendal area, Taylor achieves symphonic resonance with texture combinations that could be cacophonous in less deft hands. Here, rustic barn boards harmonize with industrial chrome in a hybrid riff she terms modern-funky.

"It's about balance – regardless of the desired style," she explains. "If it's too modern, it goes out of date too quickly. If it's too traditional, it doesn't look new."

This calculated eclectic approach is evident right from the curb.

A state-of-the-art Clearview Security system opens a gate constructed from 100-year-old planks salvaged from an Oro-Medonte farm. Installed by **McCowan Carpentry**, the repurposed lumber is also employed as exterior cladding alongside board-and-batten siding (from **United Lumber Home Hardware**) and Permacon Lafitt stone (installed by **Lutes Masonry** from **GP Masonry & Landscaping Supplies**).

Continued on page 60



A dry-stacked fireplace surrounds a gas insert from Napoleon Home Comfort. The naturally-shed elk antlers adorn the fireplace in the great room.

Up top, **T. Simpson Roofing** shingled the intricate roof design. Inside, the weathered wood re-appears as a featured door or accent elements; but becomes more the exception that proves the rule throughout 5,300 sq. ft. of finished living space.

Having spent her early career in restaurant and resort design, Taylor applied inventive techniques for punctuating her ultra-modern personal preferences with rich textures and extraordinary highlights that ground large-scale projects and infuse them with charm.

“When I started doing residential, I thought why not create these feature pieces inside the home,” she recalls. “I usually get my inspiration from a natural element, and draw the non-natural materials from there.”

In this home, the instrument of such insight was the kitchen-island countertop.

“It’s a semi-precious grey agate slab,” describes Taylor, having chosen it from her self-named company’s **Madison Taylor Collection**. Other selections show up in the onyx slabs flowing across the master-bath vanity, bookmarked in a vein-cut wall display and back-lit on the wine-wall transoms – as well as in many other limestone, marble, granite and stone applications.

The island-top’s high-gloss finish enhances the overhead sparkle of four chrome pendants (from **Glass Lighting Gallery And Home Furnishings**) even as its sliced-stone circular pattern softens the edginess of the room’s many straight lines: the shaker-panel cabinetry (by **Absolute Cabinets**), Piasentina porcelain floor tiles (installed by **Tile Everything**) and adjacent whitewashed Brushed Oak Boulder hardwood by Kentwood (supplied by **North Country Wood Floors**). *Continued on page 62*



The main floor master suite has a masculine vibe but unique touches, especially in the en suite. The barnboard on the wall around the vessel tub is a surprising touch. His-and-her dressing rooms are located on opposite sides of the hallway leading from the bedroom to the en suite. The entire home is wired for sound.

RIGHT & BELOW: The nursery was a labor of love for Madison. Her son has a special place in which to play. The giant chalk board fills one wall. **MIDDLE & BOTTOM:** The quest room across the bridge upstairs received a feminine touch from Madison. The room's en suite has intricate tile work. Every bathroom in this home is luxurious and uniquely designed by Madison.



The myriad of colour of this significant slab reverberate throughout the kitchen and great room, as demonstrated in the dado-detailed baseboard (painted by **Prime Pro Paint and Painter** with Benjamin Moore Aura Winter Snow), the rich blue of the dining-room walls (Aura AF-565 Mysterious), and the browns of the naturally shed elk antlers displayed on the floor-to-ceiling dry-stack fireplace (insert by **Napoleon Home Comfort**), and the walnut of the island base, range hood and live-edge dining-room tabletop.

As designer and general contractor, Taylor enlisted the “extra brains” of John Raimondi (**Meridian Design Build**) and **Phil Lemadelaine** of **Custom CADD Inc.** to ensure every main room has a bay view – including the great-room loft that benefits from an **RCM Custom Glass & Mirror Ltd.** curved glass rail; and that quality and practicality were uncompromised.

“You want to do it once and do it right,” she says. “If you do it right, you can do it on budget – knowing where you can get a pop for big impact with little investment. I call it smoke and mirrors,” she laughs, revealing an ability to orchestrate dramatic balance in both aesthetics and functionality. “I want it to be unique, but it has to last. I have a baby, four dogs and a husband who leaves his outside shoes on indoors, so I understand my designs have to stand the test of time.”

The Georgian College grad who landed senior design opportunities right out of school had an early focus. Her singular career path began at age five after an adverse reaction to the wallpaper her mother chose for her childhood bedroom. By 12, the Orillia native was painting her own room.

Today, her company **Madison Taylor Design Inc.** offers interior design, custom home design and build as well as project management. Madison also has a stone showroom called **The Gallery** in Barrie's south end. Taylor focuses on floor plans, hard surface finishes and functionality, and typically refers specific décor queries to other specialists. “My passions are the things fixed to the house – those things you can't take

Continued on page 64



Best Of
houzz
2013

Design your dream.

Providing original quality home designs throughout Ontario since 1999.



www.custom-cadd.com
705.725.7724



Custom **CADD**
Inc



Designers Plus
KITCHEN & BATH
Since 1976

DESIGN • RENOVATION • CABINETRY • FURNISHINGS **Discover Our Showroom** | Hours: Mon-Fri 9am-5pm Sat by appt.

35 Cedar Pointe Dr, Unit 33, Barrie, ON | 705.726.9861 | www.designersplus.ca



TOP: The exterior of the home mixes barn board on the dormers and front window with stone and board-and-batten.

ABOVE & RIGHT: The ultimate man cave is pristine, housing a Ford GT and a Porsche. Madison and her husband love to ride in their spare time.

with you when you go,” she explains. “If a house can’t stand up to its everyday purpose, what’s the point of décor?”

Well aware of her unique perspective as a female builder, this visionary is also intent on raising the bar in the renovation and construction industry. As a result, her business approach includes pricing schedules that are 100 per cent transparent, and a project-management software program that allows clients to track progress online. “It’s intuitive, organized and efficient,” she says. “We are so honest with our clients, we create trust from the offset.”

This collaborative leadership is music to the ears of many local residents, as confirmed by the growing number of Madison Taylor followers. Business has doubled in the last six months at the Barrie-based design firm, and the staff numbers have tripled since the company’s incorporation two years ago.

As the curtain rises on each new creation – like this one-acre masterpiece humming with innovation on Kempenfelt Bay’s south shore – higher standards in functional artistry are set. **OH**

madison taylor
THE GALLERY



gemstone - granite - marble - travertine - onyx - quartz

The Gallery
(705) 792 2132

info@mtgallery.com
www.mtdgallery.com

41 King Street, Suite 5, Barrie ON L4N6B5
By appointment only, 9am - 5pm Mon - Fri

ABSOLUTE CABINETS



A PERFECT FIT

PHOTOGRAPHY BY BONNIE FOX AND MCKENZIE BROWN



Moving into a new home is one of life's pleasures. A newly constructed home offers a fresh start, a new neighbourhood and a chance to design and decorate every room to fit your family's needs. This fall we meet happy homeowners who hand-picked their local builders to raise a home to match their lifestyle.

Russell, Pauline, Jason and Adam Polack

TELL US ABOUT THE RAVINES OF MATHESON CREEK NEIGHBOURHOOD AND WHY YOU PICKED IT:

We chose this neighbourhood because we wanted a bungalow on a large estate-type lot that was outside the city yet close enough to all the amenities. DreamWood Homes offered the perfect combination of quality workmanship and value, together with the high-end features we were looking for.

WHY WOULD YOU RECOMMEND YOUR CUSTOM BUILDER, DREAMWOOD HOMES? The DreamWood team built a quality home and made the experience enjoyable. Tino Zarcone has a great vision and a style that was complimentary to ours, making our design decisions that much easier. One of the highlights has been the post-sale experience as Tino and Chris Nitsopoulos et al truly care about a quality customer experience.

IN WHAT PART OF THE HOME DOES YOUR FAMILY GATHER MOST AND WHY? We gather most in the great room with its comfortable seating, airy atmosphere and immediate proximity to the kitchen. No matter the season, your eyes can't help but be drawn to the view outside through the expansive windows that line the back of our house. It's truly the heart of our home. *Continued on page 68*



1846 Quantz Crescent, Innisfil
\$898,000



21 Belmont Crescent, Midhurst
\$889,000



#105-181 Collier Street, Barrie
\$289,000



4 Maple Drive, Orillia
\$999,900



71 Highland Drive, Horseshoe Valley
\$849,900



110 Peel Street, Barrie
\$397,000



73 Willow Landing Road, Midhurst
\$724,900



1920 Dunns Line, Coldwater
\$689,000



81 Doran Road, Midhurst
\$550,000



8 Oak Ridge Road, OroMedonte
\$895,000

We are a creative and results driven group dedicated to marketing your property to its fullest potential, and to obtaining the highest possible value. Our national sales awards prove that our techniques work, and we'd like to put them to work for you.

We are firm believers in the time honoured principle of "strength in numbers." We have two Sales Representatives, two Brokers, a full time Office Administrator, Marketing Coordinator, and our own Presentation Designer all ready to serve your needs, so you'll never be left high and dry waiting for a return call from a lone agent. We do more so you get more when you choose our team.

We invest the time, talent and resources your home deserves. Whether it's a luxury estate, or a century home, or a family starter in a city neighbourhood, we take the time to stage, photograph and present your home with marketing that sets the standard for real estate sales in Simcoe County and beyond.

Pride and Professionalism. Every Client. Every home.



The Chilton Team.com

First Contact Realty, Brokerage
Independently Owned & Operated

THE CHILTON TEAM.com

Top 1% in Sales Nationally in Royal LePage
Full Member of the Barrie and Toronto Real Estate Boards

Direct: 705-739-0058
Toll-Free: 1-800-367-2037

Lance Chilton Broker
Anne Chilton Sales Rep.
Veronika Armstrong Broker
Jody Stevens Sales Rep.
Sue Robertson Sales Rep.
Joan Phillips Presentation Designer
Susan Amirkhanian Office Administrator
Michelle Keast Marketing Coordinator

Complimentary Staging Consultation • Global Internet Marketing Presence • Professional Photographs & Video • Marketing Materials crafted by Professional Writing Team



Brian and Armande Duval

WHY DID YOU CHOOSE CONDO LIVING IN BARRIE? In the past, a house was necessary for our growing family. Now that there are just two of us, we decided to downsize our home. We wanted a place that we could be away from for a short while or an extended period of time without worrying about our home. A condo made perfect sense for us.

TELL US ABOUT WHY YOU CHOSE THE MANHATTAN DEVELOPMENT BY PRATT HOMES? We researched all of the condo living in the area and chose Pratt's Manhattan development. This ended up being an easy conclusion. The value, location, and the knowledge of how well Pratt homes are built made our decision for us.

HOW HAS YOUR NEW HOME CHANGED YOUR LIFESTYLE? We are excited about how our lifestyle has changed. No longer are we worried about the incidentals of owning a house, like grass cutting. We have a neighborhood in our building. We have met many wonderful people. We have been able to spend more time at our cottage, knowing our home is safe and secure.



Sharon Reid (and Charlie)

WHY DO YOU LOVE YOUR BARRIE HOME? I love my home because it is so open on the main floor. My husband Shawn and I love to entertain small groups and we find the layout great for this. My favourite room is the kitchen. I love all the cabinets and counter space. It makes it neat and easy to work in. Best of all, I love the comfortable, relaxing feeling it brings. It is a pleasure to come home every day!

TELL US ABOUT YOUR EXPERIENCE WITH YOUR BUILDER, GRANDVIEW HOMES: Grandview has provided us a well built home. Linda (Brown) was amazing to work with. She always had a smile on her face when we met with her. We had so many questions and concerns during the building process, which she would answer quickly. During the first year, there are always little problems that pop up. I found that Grandview addressed them right away.

DO YOU HAVE ANY PLANS TO MAKE YOUR HOME EVEN BETTER? Right now we are planning our yard! We just added the interlocking driveway, a path to the backyard and a patio off the porch, which will give us another area in which to entertain. Our covered porch will have a built-in barbecue and speakers to listen to music as we cook. In the far back corner, we have planned a shed to match the house décor. Surrounding all this, we are adding trees and gardens to make it feel like the forest behind us is coming into our backyard. *Continued on page 70*

Darren, Kim, Hayden and Riley McQueen (with Sam)

WHY DID YOU DECIDE TO BUILD A CUSTOM HOME? We decided to build a custom home after searching the Barrie real estate market for over a year. We could not find a home that worked for our lifestyle and fit in our budget, that didn't lead us back to the same type of home we were already in.

WHY DID YOU CHOOSE A.N.T. CONSTRUCTION INC. TO BUILD YOUR HOME? After getting estimates, and even working with other builders for a short time, the project went stale. The next spring we decided to contact A.N.T. after reviewing their website. We liked what we saw and could see that A.N.T. was very active in our community. We contacted Wayne Ezekiel and he called us right back on a Sunday afternoon – we liked that enthusiasm. We met with Wayne three times before committing, each time looking at the project and talking a lot about building a trust, which we did. A.N.T. is a very professionally run company and we recognized that.

WHAT DO YOU LOVE MOST ABOUT YOUR HOME? Each member of our family has something that they love about our new home. We all really love the open concept with high ceilings; there's room for everyone but it still pulls us together. We all enjoy the location and having room in our home for all our hobbies. This home has noticeably changed the quality of all our lives for the better and we feel building this home was one of the best things we ever did.



Victoria Warwick (with her dog Issac and Zoe the cat)

TELL US ABOUT YOUR HOUSE: My parents purchased this Midland waterfront property in 1960 when I was a small child, so the location holds much sentimental value. My brothers and I have an affinity for water since our father was a Captain for Canada Steamship Lines for 50 years! His retirement gift, the wheel from the ship Baie-St-Paul, is mounted proudly, prompting me to name my home "The Wheelhouse." This three-bedroom home features two fireplaces, vaulted ceilings, upper and lower decks and a turret-shaped glassed-in dining room on the east corner – it's amazing!

WHY DID YOU CHOOSE GILKON CONSTRUCTION LTD.? Word-of-mouth! Friends in town recommended them for their superb reputation. They weren't wrong! Chris Bondar and the "team" were skillful, imaginative, patient and attentive to every detail.

TELL US ABOUT YOUR FAVOURITE ROOM: Most of the main floor is open concept, encompassing the kitchen, living and dining areas. This space is my favourite with natural colours, surrounding water-views and nature's ever-changing work of art. I live in paradise!

Continued on page 72





Ralph West and Diane Doris

(Ralph is a Dentist with the Simcoe Muskoka District Health Unit)

WHAT DO YOU LOVE BEST ABOUT YOUR BARRIE-AREA HOME? We love that it is customized to our wishes. Ralph has a gym (with a big screen TV) and a separate room for a pool table (with a big screen TV) while Diane has a yoga room (with no big screen TV). The great room has a cathedral ceiling and a view of the woods. Oh, and no big screen TV.

TELL US WHY YOU CHOSE YOUR BUILDER, HOMES BY DAYCOR? We chose Homes by DayCor after visiting a model home. The layout of the model and the finishes were similar to what we desired. We met with DayCor and customized our home. Although the choices of finishes etc. were numerous, Daycor made the process manageable and even enjoyable. We highly recommend Homes by DayCor.

WHAT'S YOUR FAVOURITE ROOM AND WHY? Our favourite room is the great room. This room feels cosy yet light and open at the same time. One wall has three rows of windows that allow us to view the environmentally protected forested area behind our property. Each morning Diane enjoys her cappuccino as she watches tree boughs swaying and searches for rabbits and wild turkeys in the woods. **OH**

LIVE IN MIDHURST IN TRUE FORESTED LOTS!
Estate Lots from 1 to 3 acres
No Payments With Two Year Financing Available

For those who value the difference!

Only 8 MINUTES to Barrie!




705.770.4322 705.733.4432 WWW.DREAMWOODHOMES.COM



Timeless Design & Modern Style

TERRI CLARK

Interiors

705.722.7664

www.terriclarkinteriors.com





Growing up, I had grandparents who had a giant pear tree in their yard. Every summer I waited with anticipation for the blossoms to make fruit, and then for the fruit to ripen. I loved munching on pears that were just barely ripe enough to eat. Their crisp flesh not quite juicy yet, but so crunchy and cool. As the days passed and the fruit ripened we scrambled up the tree, gathering the fruit before the heavy pears dropped to the ground, becoming a sticky mess full of bees. We ate endless pears in the summer – whole, straight from the tree, chopped up in a fruit salad and baked into countless delicious desserts.

Among these desserts was my grandmother's upside-down pear cake. It's still a favourite among the entire family and I've recreated it here to share. My grandmother didn't use spelt flour or buttermilk. But both of these ingredients add a special something to an incredibly simple, casual cake that oozes with the taste from the late summer and early fall harvest.

My grandparents have long since moved from their house with the pear tree. But this year, for the first time ever, my very own pear tree in the backyard has fruit on it. With any luck, I'll be able to carry on the pear traditions of my youth for many years to come!

UPSIDE-DOWN PEAR CAKE

BY MARIA DASILVA
PHOTOGRAPHY BY SCOTT HUNTER

UPSIDE-DOWN PEAR CAKE Makes: 10 servings

TOPPING:

½ cup packed brown sugar

¼ cup butter

2 tsp lemon juice

2 firm ripe pears

SPELT CAKE:

½ cup butter, softened

⅓ cup granulated sugar

⅓ cup packed brown sugar

2 eggs

1 tsp vanilla

1 cup all-purpose spelt flour

⅓ cup all-purpose flour

1 ½ tsp baking powder

½ tsp baking soda

Pinch each salt, ground cinnamon and ground nutmeg

¾ cup buttermilk

- Grease and line the bottom of a 9-inch round cake pan with parchment paper. Set aside.
- In a small saucepan, bring brown sugar, butter and lemon juice to boil, stirring to dissolve sugar, over medium heat. Boil, without stirring, for 2 minutes. Scrape into the bottom of a cake pan. Set aside.
- Peel, core and halve pears. Cut lengthwise into 1/4-inch thick slices. Arrange slices on top of caramel, overlapping slightly.
- SPELT CAKE: In a large bowl, beat butter with granulated sugar and brown sugar until combined. Beat in eggs and vanilla. In a separate bowl, whisk together spelt flour, all-purpose flour, baking powder, baking soda, salt, cinnamon and nutmeg.
- Stir into butter mixture with buttermilk, stirring until well combined. Scrape over pear, smoothing the top.
- Bake in 350°F oven, until cake tester inserted into centre comes out clean, about 35 to 40 minutes. Let cool in pan on rack for 10 minutes. Transfer to a serving plate; remove paper.

- TIP: Look for all-purpose spelt flour in the bulk store, health food stores or the natural food section of many grocery stores. All-purpose spelt flour has a finer texture than whole or stoneground flour, and it makes for better baked goods. **OH**

Hydroflow Canada would like to apologize that the last Ad had an error in the contact phone number. **Sorry for the inconvenience!**



- The eco-friendly responsible choice for hard water treatment.
- Solutions that respect the planet are better for you.
- Will reverse & break down any existing scale that is there prior to installation.
- Treats the system 24/7 & works on all pipes even plastic!
- Keeps beneficial minerals in suspension.
- Easy to install & No maintenance.
- Saves energy & valuable appliances.
- When you move you can take it with you.



Hydroflow Canada Inc.
160 Saunders Rd. Unit 4 Barrie On. L4N 9A4 Canada
www.hydroflowcanada.com
Call: 1877-477-3569 (705) 739-3569



HOME & COTTAGE INTERIORS



lindsay schultz
KITCHENS & CABINETRY LTD.

SHOWROOM
699 Aberdeen Blvd., Unit 64, MIDLAND
705.245.2371

www.kitchensandcabinetry.ca

MIDLAND • GEORGIAN BAY • HONEY HARBOUR • COLLINGWOOD • BARRIE

BEACH HOUSE VIBE

BY M. CAROLYN BLACK
PHOTOGRAPHY BY SANDY MACKAY

Stewart Young knew Georgian Bay was home the moment his car crested a Midland hill 12 years ago and sparkling water dotted with islands appeared. “I drove over the hill and I was smitten,” Stewart says. “Since 1974 my hometown had been Vancouver and when I came over the hill and looked out – saw the walkway, the slight elevation, the hills in the distance and the water – I thought, this is mini-Vancouver. It’s got all the components; it’s just that everything’s scaled down.”


Stewart and his wife Allanah thoroughly enjoy the small town pace, as a kitchen sign pointing south to the “rat race” attests. When they first transitioned from city life to Midland, they purchased a home across the street from the water, with a forested backyard, but the avid boaters and sea kayakers made the move to waterfront last year. A trail, steps from their home, hugs the waterfront and provides a spectacular view for

Stewart as he bikes – although he laughingly admits the view is a little too distracting at times and points to several healing injuries from a recent head-over-handlebars spill when he missed a jog in the trail.

While the waterfront home was ideally located, they found its décor too traditional and dark, with narrow hallways and french doors leading from room to room. So began an extensive 10-month renovation overseen by **Prycon Custom Building and Renovations Inc.** Stewart says his contractor “**Matt Pryce** is a great guy with a great company and I want to mention **Chris McNabb**, who did most of the onsite work himself, and **Brett Hodges** as well.” Starting literally from the ground up with amazing new vinyl tile in the basement, the couple also repurposed many of the existing fixtures and cabinets, incorporating them elsewhere in the home. They also enlisted the services of **Lindsay Schultz Kitchens & Cabinetry Ltd.** to design the new kitchen, the dressing room off the master bedroom all the bathrooms. *Continued on page 78*



This Midland waterfront home went from dark and dated to bright and beachy after a 10-month renovation. **OPPOSITE:** The Youngs adore living on the water's edge and have created beautiful gardens, multi-level decks and a play area for their two Golden Retrievers.





LEFT: This front door is amazing. The door and the sidelight open to a Phantom screen. **BELOW:** Lindsay Schultz designed and installed a kitchen with her signature white cabinetry with a contrasting mocha island and Silestone counters.

Old kitchen cabinets found new life in the basement storage room and extra kitchen; the original six-foot bathtub Allanah found too big upstairs is now nestled in the lower bathroom. New exterior doors and windows were added but old windows were salvaged and relocated to spots that needed more light, like the dressing room. These changes necessitated a complete re-do of the home's exterior stucco, so the couple updated the old blue-grey colour to a warmer grey, with undertones of brown, and cream accents. The new landscaping, including washed grey tumbled-stone patios and walkways front and back, was done by [Outdoor Living Landscapes](#).

Interior walls were removed to completely open up the space. Now, white-washed tones, wood slat ceilings and the extensive use of natural material (like rattan from [Napoleon Home Comfort](#)) inside the open concept living room/kitchen area give a first impression of sun-kissed beach and airy light. "We said we wanted a beach house theme with open ceiling beams, which Matt created," says Stewart. "Not having a designer we kind of just decided things on the fly, and that was fun."

In fact, the couple did face dubious questions about their use of multiple textures on walls, countertops, backsplashes and other surfaces but in the end, everyone had to admit that the couple was bang on with their design choices. "Our contractor thought we'd gone too far with too many textures and then when it came together he said he really liked it," Stewart says. Allanah adds, "He thought it was a bit over the top with the stone and the crystals but it works." The icy ledger stone with corner chrome pieces from [Tileworks](#) on the central pillar works with the stainless steel appliances from [Barber & Haskill](#) and the Red Oak Castello engineered floor from [North Country Wood Floors](#) is built to withstand the antics of the couple's two Golden Retrievers; the distressed look also helps hide the inevitable shedding hairs. *Continued on page 81*





The open living space offers several seating areas with a spectacular view of the water. These chairs are from Simply Country.




In the kitchen, Lindsay Schultz's signature white cabinetry is offset by earth-toned Silestone countertops and narrow rectangular glass backsplash pieces. Allanah says, "We liked the white theme because we found it kind of beachy and we'd always had oak or maple before." Stewart adds that they chose a driftwood colour for the stain on the beadboard of the large kitchen island to provide contrast and enhance the warm white cabinets because "it ties in really nicely with the beach theme." Five comfy leather barstools from [Liquigator Inc.](#), owned by Susan Poole in Port McNicoll, tuck under the island and provide an ideal gathering spot for guests. *Continued on page 82*

ABOVE: Prycon Custom Building and Renovations Inc. guided the entire reno, opening up the space to create a bright and airy interior. The fireplace from Napoleon Home Comfort provides a light show and warmth on a chilly night. **FAR LEFT:** Stewart and Allanah love the look of their contemporary interior doors. **LEFT:** A powder room has a vessel sink and a waterfall tap.

feature

The master bedroom is at the back of the home with a walk-out to a deck. Lindsay Schultz designed a his-and-her dressing area between the bedroom and the beautifully appointed en suite.



The couple also repurposed a couple of chairs in the master bedroom, enlisting **Wilkinson's Upholstery** to update the classic seats in a cheery print perfect for one of the couple's two cats to snooze upon, and a dark sofa from **Simply Country** provides ample seating to enjoy the waterscape. **DeCola Windows & Doors Inc.** designed all the windows and doors in rectangular geometric shapes to enhance the simplicity of the beach house décor and the couple particularly like the front door sidelight that functions like a door; all doors feature retractable screens by Phantom. *Continued on page 84*



**ALL IN-STOCK
FAN INVENTORY
UP TO 50% OFF!**

GLASS LIGHTING GALLERY
and HOME FINISHINGS

31 King St, Units 1 & 2, Barrie **705.722.7772** www.glasslightinggallery.com

New Arrivals Weekly OPEN: Mon to Fri 9-7 | Saturday 9-4 | Sunday 11-4




The exterior of the house has all new windows from DeCola Windows & Doors Inc. and decks and landscaping from Outdoor Living Landscapes. Stewart and Allanah did a lot of the planting themselves. The view is picture-perfect!

The bathrooms were also designed by Lindsay Schultz and the couple purchased all the fixtures from **Bathworks** in a whirlwind two-hour spree. The lighting throughout enhances the look and the wave design fireplace off the kitchen is Crystallo, also from Napoleon Home Comfort. Blinds throughout the house are Mandalay from **Lalonde Window Coverings**.

Instead of the usual wooden or wrought-iron railings, the couple chose

a solid frosted glass enclosure with a clear-coated metal handrail for their staircase – the frosted glass provided by Prycon matches the insets in all closet doors.

This is the couple's first autumn on the waterfront and they look forward to adapting their beach house décor for the colder months in their very own mini-Vancouver. **OH**



Custom Homes ♦ Cottages ♦ Additions ♦ Renovations

www.prycon.com ♦ 36 Morrow Road, Suite 100, Barrie, ON L4N 3V8 ♦ 705.739.0023

GROW, PRESERVE AND ENJOY YOUR WEALTH



Jackie Ramler, CFP, FMA, MBA
Financial Advisor
705-721-5919

Specialized wealth services for Business Owners and Executives.

At **Executive Wealth Advisors of Raymond James Ltd.**, we specialize in working with Business Owners, Corporate Executives, and Incorporated Professionals to manage your investment portfolio and work with your advisory team to pull together comprehensive strategies that meet your specific personal and corporate needs.

Executive Wealth Advisors | RAYMOND JAMES®

Raymond James Ltd., Member-Canadian Investor Protection Fund.

You don't have to invest in a big fancy gym system to get great fitness results at home. With the right equipment and proper space, you can tone up without breaking the bank – or even leaving the house.



HOW TO SET UP A HOME GYM

BY ADRIENNE BROWN

Fitness expert and co-host of *BodyBreak* (bodybreak.com), Hal Johnson, says it's easier than ever to set up an efficient, effective home gym.

For consistently well-rounded workouts, Johnson says every home gym should have at least one cardio and one strength element. Think about what you like to do most or what you need (if you're training for something specific) and build your gym space around those exercises and workouts. You're more likely to get active if you're having fun, not treating exercise like another household chore.

Give yourself some space

Think you need an expansive basement for a home gym? Think again. Johnson says most people can get by with a 12-by-12 foot room, but if you can afford more space, then go for it! Again, it comes down to what you like to do. If you're going to be lunging and jumping around doing an aerobics routine, then give yourself plenty of space to move around.

Johnson also suggests installing a mirror on one wall. Not only will this make your space feel larger, but "you get to see everything you're doing" and you can double check your form. "Why do you think big gyms all have mirrored walls?" asks Johnson. "If you're serious about it, then a mirror is a great investment."

Light and airflow are important too. Consider installing a ceiling fan or purchasing an oscillating floor fan for your home gym to help keep you cool and install proper lighting so you can see what you're doing. *Continued on page 88*



PHOTO BY SANDY MACKAY

OPEN
7 days a week!

simplycountry
CASUAL FURNITURE & HOME DECOR

323 King St. Midland ON
705-526-7630

Over the last 20 years of owning Simply Country in downtown Midland we have sourced some of the best furniture manufacturers in Canada. We think the quality, selection and price is exceptional! Let us help to furnish your home and make it a special place that you are proud of!

Check out our website | www.simplycountryfurniture.ca | Click our Newsletter for updates, sales & promotions!!

Dealing with leading Canadian Manufacturers such as Decor-Rest™, Superstyle™, El Ran™ and many of the Waterloo Mennonites for solid pine, oak and maple pieces. We have a large gift and accessory area for personalizing your home or retreat.

Inspiration

is now waiting for you.

Quality, Professional and Affordable Renovations

Whether you dream of a stunning stone fireplace, updating your kitchen or bathroom or replacing your flooring, A Gallery of Interiors is truly your one stop Barrie and area design centre, featuring a showroom, direct from supplier buying power and our very own line of flooring. We work strictly with professional trades to provide expertise, reliability and functional design solutions to captivate everything you have imagined for your renovation to become a reality ... on time and on budget.

230 Bayview Drive, Unit 7, Barrie ON **705.727.0229**
For additional inspiration, visit our website: www.agalleryofinteriors.com

A **Gallery**™ of Interiors
the DESIGN centre

home fitness

Technology

Just like most other rooms in your house, technology will play a part in your home gym. Johnson says a TV or speakers for music can be great distractions from cardio workouts. Put on your favourite show while you're on the treadmill and the time will fly by! Similarly, it's easy to download apps and instructional videos for new workouts, so a space (and maybe a charger) for your smartphone or tablet can be handy too. This way, you can follow along with an instructor or keep track of your workouts and progress.


Flooring

Johnson says he and his wife, Joanne McLeod, installed rubberized flooring in their home gym. It's similar to what you find in a hockey arena, easy to install and it's "the ideal floor" for working out. If you have linoleum floors, then you may be able to get by without replacing them, but Johnson says hardwood and carpet are no-nos. You don't want to find out the hard way what all that sweat from your workouts can do to a carpet.

Essential equipment

"Invest in things you're going to use, not just the latest trends," says Johnson. "Figure out before you start what your goals are and get equipment accordingly." According to Johnson, three years after purchasing a treadmill, 75 per cent of users still actively run and walk on their machine. The same is not so for most other fitness equipment and is as low as between five and 10 per cent for machines like rowers or steppers. "Most end up as expensive clothes racks," says Johnson. Spend your money wisely and only purchase something you know you'll use!

Versatile equipment like a suspension training system (such as TRX) can help save space and money. You might want to check the online classifieds for deals on equipment that other people are no longer using. **OH**



OUTFIT YOUR GYM

According to Johnson, you should be able to do weight training and cardio in your home gym, so include at least one element or an area for both.

For an absolutely basic home gym, start with:

- Enough space to stretch and move (like for aerobics or yoga)
- A suspension training system (such as TRX)

If you have the budget for more, add:

- Your favourite piece of cardio equipment
- Exercise ball
- BOSU ball

And to step it up even more, consider:

- A weight bench
- Hand weights

Most importantly, only include items you'll use.

A relatively inexpensive piece of gym equipment, kettlebells come in a variety of weights and are all the rage for cardio, strength and flexibility training.

online

For a great kettlebell workout visit
www.ourhomesmagazine.com/kettlebell

GRAND FLOORS.ca



SERVING BARRIE & AREA SINCE 1988



FREE In-Home ESTIMATES!

705-721-6852

**HARDWOOD • ENGINEERED • LAMINATES
CUSTOM PINE • CORK • TILE • VINYL
CUSTOM STAIR CAPS • TRIM • SERVICES**



**Professional Installation & Repairs
Re-sand & Re-finish Old Floors & Stairs
Specialists In Water Base Finishes!**



**See Us At Our New Location:
74 Saunders Rd • Barrie
FINANCING AVAILABLE O.A.C**



**FREE 1 Cleaning Kit
& Multi Pkg of Feltac's**
with any purchase over \$1000
FREE Delivery in BARRIE
with any purchase over \$2000

CANADIAN made Hardwood
by PREVERCO, TOSCA, ALEXANDRA,
BSL, ANCESTRAL and more.
Installation available from \$2 / sq.ft. with 5 yrs written warranty!

>> SOURCE IT

CB DESIGN & RENOVATIONS

CB Design & Renovations is a full service Design and General Contracting firm concentrating on home improvements. We focus on kitchens, bathrooms, basement development, additions and full home renovations.

We are a client-driven, multi disciplinary company. We work closely with our clients to ensure they are provided with the most suitable selections to meet their taste and style, and creative options to meet their goals and budget.

We are committed to our clients, and ensure superb customer service.

No matter the scale of the project, every detail is considered. Contact Caroline today for a consultation, and LIKE us on Facebook!

www.cbdesignandrenovations.com
OR info@cbdesignandrenovations.com

(Please see ad on page 21)

CONTEMPORARY ART FROM THE EDGE GALLERY

The Edge Gallery is located in the "Heart of Art" in Downtown Barrie. We exhibit and sell original fine art by Canadian artists. We represent

over fifty artists; Marie Claude Boucher, Jennifer Woodburn, John Adams, Michael Foers, Heather Haynes and (myself) Kate Ramos and many many more.

We have new artists arriving every month and we change the art displayed in the gallery at least once a month.

Have you ever wished you could see the painting at home before purchase? We now offer a 3 to 4 day trial service where we would deliver the painting and hang it for you to view at no cost. We deliver all over Ontario.

To view some of our artists go to theedgeartgallery.ca or please call 705.481.1558. The Edge Gallery, 32 Dunlop St. W., Barrie

(Please see ad on page 20)

NOBLE INSURANCE

Remember when talking about the weather was just making casual conversation? Weather related incidents have been paramount in both local and national news lately. Water damage, especially given the experiences in the cities

of Calgary and Toronto, has become a particularly 'hot topic'. With respect to your insurance coverage, please call us to discuss water damage coverage before you have a claim!

Did you know that:

- Sudden and accidental bursting of plumbing pipes and appliances is covered by home insurance policies. However, damage may not be covered when freezing causes the escape of water.



nobleinsurance **TS**
For a higher level of confidence.

A MISCELLANY OF THE NEW, NEAT, UNIQUE, AND FABULOUS IN BARRIE AND THE SURROUNDING AREA

- Water damage in a basement due to a sewer backup is only covered if specific sewer backup coverage has been purchased.
- In certain circumstances, homeowners who are unable to return home due to insurable damage are entitled to additional living expenses (this coverage is not available if an evacuation happened due to overland flooding).
- Overland flooding resulting in water overflowing onto dry land and causing damage is not covered in home insurance policies in Canada.

Please contact a Noble Insurance broker at 705.737.0136, or check out www.nobleins.on.ca for more information (Please see ad on page 9)

MAJESTIC POOLS

Majestic was founded in 2001 and has been supplying Barrie and surrounding area with beautiful, innovative, contemporary, in-ground pools, architectural landscapes and world-class spas. As people continue looking for their own backyard cottage at a valued price, Majestic creates the breathtaking escapes with the customer's vision always in mind.



As a natural extension of the business, Majestic opened a showroom in 2009 and this year they launched a landscape division that offers unique, outdoor, living concepts.

As described on the company website, they strive to showcase contemporary, modern and trend setting designs, and deliver the finest of lifestyles while staying true to four key values: Family, Passion, Quality and Excellence.

As a boutique lifestyle company, Majestic knows that after the sale, service is the key factor in ensuring you maximize your enjoyment out of your family's investment. They are steadfastly committed to servicing your needs quickly and efficiently so you can get back to your priority - enjoying your backyard.

If you are looking to upgrade, expand and customize your backyard into a dream destination, then Majestic is the clear choice. Whether you're indulging the thought of installing a custom-built pool or adding finesse to your current landscape, they certainly have the solution.

www.majesticpools.ca (Please see ad on page 27)

ABSOLUTE CABINETS

At Absolute Cabinets, we strive for nothing but perfection. Making a house a home is one thing that the team at Absolute Cabinets does effortlessly. With years of experience and knowledge, we create uniquely beautiful concepts to create your dream home. Every part of the millwork is touched and worked on by experienced hands. No ordered cabinets, but custom cut cabinetry to fit exactly in the space. Custom mouldings and door styles and any colour you desire, lets you create an atmosphere all your own. From wainscoting to kitchens to a built-in Murphy bed, Absolute Cabinets can create anything for your home; if you can dream it, we can build it. No job is too small, or too big for our skilled team.

Visit our website, www.absolutecabinets.ca. Check us out on Facebook, www.facebook.com/absolutecabinets, and even find our latest work on www.Houzz.com (Please see ad on page 65)



Continued on page 92

LABAR

Sales & Distribution

Your **Local Independent Dealer** of **California Paints**, the designers' first choice for colour and quality. Not available at the Big Box Stores.

California Paints

Ask about our 20% off membership discount card on selected California Paints!

Inspiring Designers, Architects and Decorators

Eco-Friendly ELEMENTS Paint Now Available!

ELEMENTS, the zero-VOC interior acrylic latex finish by California Paints is now available. This new high-performance and environmentally responsible paint, containing the anti-bacterial additive Microban®, provides exceptional hiding power and durability.



ELEMENTS

This solid stain has a low-sheen finish designed for use on decks and other exposed flat areas as well as vertical siding, fences and railings that are subjected to the rigours of drastic weather and temperature conditions, abrasion, acid rain or snow. Resists cracking, peeling and blistering, as well as containing a unique rust inhibitor to retard nail and screw head rusting.



Storm Stain
by California Paints

Shades of Joy

\$200 Manufacturer's Rebate when you purchase Silhouette®, Duette® or Vignette® shades with LiteRise®.

Every qualifying purchase helps children in need get closer to their wish. In the spirit of the holiday season, we at Hunter Douglas have partnered with The Children's Wish Foundation of Canada to turn wishes into reality.

HunterDouglas

1. Purchase any combination of a Silhouette®, Duette® or Vignette® shades with LiteRise® between September 1 and December 31, 2013 and receive a \$200 rebate. Rebate will be issued in the form of a rebate check or a gift certificate. Rebate is valid only on purchases of new shades. Rebate is not available on replacement shades. Rebate is not available on shades purchased from participating dealers only. Rebate of Absolute's rebate will be issued in the form of a Hunter Douglas Preferred American Express® Gift Card. THE PROMOTION CARD is a trademark of Hunter Douglas Marketing Inc. All Rights Reserved. THE PROMOTION CARD is a Preferred American Express® Card issued by American Bank of Canada. *Used by American Bank of Canada under license from American Express.

40% off

MAXX MAR™
WINDOW FASHIONS

Summerview vinyl/shutters & rollers & shades

LABAR

Sales & Distribution

705.726.1423 94 TIFFIN ST • BARRIE www.labar.ca

IN HOME COLOUR CONSULTATION AVAILABLE
• WINDOW FASHIONS • DESIGNER WALLPAPER
WE NOW DO CUSTOM DRAPERY & BEDDING

Contact Jean: jean@labar.ca

>> SOURCE IT

HARVEST A WARM NEW LOOK FOR FALL

Tucked away on Tiffin Street in Barrie is a family owned and operated gem called Labar Sales & Distribution. Within its walls, customers will find the staff to be knowledgeable and genuinely interested in whatever their project may be.

New to Labar is Jean Bamford, coming to combine with theirs, her 20+ years of decorating and colour experience and to service their customers with professional and personalized expertise in the areas of window coverings, colour consultations, and custom storage solutions.

Is it time to update your window coverings? Jean will help you select the right treatment to give you privacy or sun control from industry leading companies including Hunter Douglas, Maxxmar, and Sun Glow. She will take the time to find you the right look, at the right price.

Labar carries two top quality lines of paint, Para Paints and California Paints that both offer eco friendly and "green"

paints that are low in VOC's, and yet give top quality coverage and durability. Jean will come to the home and help select the best colours and finishes for each room.

Jean is the exclusive design consultant for California Closets in Barrie and surrounding areas. Do you need to maximize your storage? She can help you achieve that!

Contact Jean at jean@labar.ca

Labar Sales & Distribution, 94 Tiffin Street, Barrie

705.726.1423 • www.labar.ca (Please see ad on page 91)

SIMCOE COUNTY CLEAN - "DOES THE DIRTY SO YOU DON'T HAVE TO!!"

Proudly serving Barrie and surrounding area, the teams at Simcoe County Clean are at your service. We are teams of dedicated professional cleaners that take our tasks to heart.

We understand the sometimes overwhelming lifestyle that many live today. If you're a family with children, you're involved outside the home more than you're in it most days. If you are a small business owner, you likely spend eighteen of every twenty four working on your business, and if you work at home there are more important things to do than cleaning!

But working in, or coming home to a clean home is a very de-stressing thing. Imagine walking in and saying..."Ahh! The cleaners were here!"

Our teams come small, medium and large, but we truly specialize in many of our area's very fine homes. A team of four to six professionally trained staff come in, spread to all the areas in the home, and take the task to hand. We do each room top to bottom, including interior windows, cold air returns, all trim and moldings, along with the everyday chores.

If you'd like to take your time to a better level of living - please call Jane for your free quote today.

705.770.4798 • www.simcoecountyclean.com

(Please see ad on page 21)

A MISCELLANY OF THE NEW, NEAT, UNIQUE, AND FABULOUS IN BARRIE AND THE SURROUNDING AREA

DOLCE CONSTRUCTION

Dolce Construction provides building and repair services to clients who value care, ingenuity and inventiveness in a partner. We are thankful that you are those clients and partners.

Dolce believes in investing in the right people who yield dividends to you, our valued customer. We remain true to our founding values of quality, honesty and hard work while consistently paying attention to the highest standards of service, craftsmanship and customer consideration. Completing works precisely, within budget and most importantly on time.

We specialize in pools, landscape design, interlocking brick, natural stone, concrete, asphalt, water features, water management and planting. We stay focused to what we know and do best. We work on both hard and soft scape applications ranging from repair to new installation. We could say we do just about everything, but we thought that would be stretching the truth and Dolce stays true to its roots without compromise.

Dolce Construction focuses on saving money for you. By aiming our attention on installation and reconstruction costs whilst doing the job right the first time; we get the project done faster while maintaining cost effectiveness. Through these efforts you will enjoy a ton of cost savings and deadlines are always met keeping liability and downtime to a bare minimum.

1.877.888.3084 • www.dolceconstruction.ca (Please see ad on page 35)

HURONIA ALARMS

"Huronion Alarms has been an active and involved member of the Southern Georgian Bay community for over 40 years. So when Lynda asked us if we would be able to participate in the expansion of the Emergency Department we saw an opportunity to give back to this community in a meaningful way," said Kevin Leonard, President of Huronia Alarms.

Lynda Wolfhard, President of the Georgian Bay General Hospital notes, "Our hospital is unique because we serve as a catch basin for a very large geographic area and one that has grown from 18,000 patient visits per year when the unit was opened in 1976 to more than 45,000 visits this year. Huronia's generous donation toward the construction of the new Security Room in the new Emergency Department has helped move this very important initiative forward."

"We certainly want to thank Huronia and our other corporate sponsors," said Karen McGrath, President and CEO of GBGH. "The ED redevelopment project will not only help with patient capacity issues but it will also aid us in our work to reduce wait times and improve the patient experience in our hospital."

Huronion Alarms is Southern Georgian Bay's leading provider of home and business security and monitoring services, fire and safety services and products, as well as home theatre, audio and video consultation and entertainment room design, cabling and smart home wiring for today's home automation requirements.

Collingwood Showroom: 284 Pretty River Parkway North

705.445.4444 • www.huronionalarms.com (Please see ad on page 4)



Kevin Leonard, President of Huronia Alarms, drops off Huronia Alarms' \$25,000 donation to Karen McGrath (left) President & CEO Georgian Bay General Hospital and Lynda Wolfhard (right), President of the GBGH Foundation.

BTM BARRIE TRIM & MOULDINGS INC.

TRIM, DOORS, STAIRS & RAILINGS. OUR SPECIALTY SINCE 1985



CREATE INSPIRING FLUSH DOOR LOOKS

Chic, metropolitan inspired designs feature bold graphic elements offered in today's popular tones and finish. Equally positioned horizontal embossed lines create an eye-catching profile on both the Melrose™ and Berkley™ premium flush door designs. A well-placed vertical line adds asymmetrical interest to the Berkley.

WEST END COLLECTION

redefining sleek architectural design



Mon to Fri 7-5pm **AND NOW SAT 9-3** ■ 52 Saunders Rd, Barrie ■ 705.739.2200 ■ 1.800.265.3465 ■ www.barrietrtrim.com



...designing
kitchens
for people
who love
to cook...

KitchenArt North

149 Welham Rd. Unit 23, Barrie ON ■ 705.719.6712

KitchenArt

20 Dawson Rd., Orangeville ON ■ 519.942.8500

www.cabinetsbykitchenart.ca



KitchenArt

confection perfection

YOUR GUIDE TO FUN FALL DÉCOR

BY JULIE SIMMONDS & GEORGETTE MCCULLOCH
PHOTOGRAPHY BY TARA CHATELL

A little taste of sweetness brings much joy into any ordinary day. Candy usually brings welcomed childhood memories – a single moment when a burst of intense, fruity flavour hit your tongue and created instant happiness. Recreate those cherished occasions in your home this fall with a few fun DIY candy decorations.

Colourful Candy Wreath

Create a wreath that explodes with colour. Amuse everyone who arrives at your front door with this wonderful showpiece. Allow the neighbourhood kids to pick off their favourites on Halloween night or show it off year after year.

Items you'll need: wreath form (wire or twig), embroidery string, wrapped candies and ribbon.

online

See our video demonstration online at www.ourhomesmagazine.com/candydecor

Fun Size Candy Cake

Take time off from the traditional birthday cake! Kids will scream for this fun size candy cake, packed with sweetness. Kids can “slice” their own by pulling off the candy they love.

Items you'll need: four inch and six inch rounded styrofoam wreath forms, two tier cake bases, (one large, one small), variety of fun sized Halloween candies, ribbon and a hot glue gun.

Tootsie Pop Topiary

How many licks does it take to get to the centre of this Tootsie Pop topiary? A great little piece to accent your holiday table this Thanksgiving or put it in your front foyer – both kids and guests will be delighted with this treat.

Items you'll need: pot or container, styrofoam planting base, four inch round styrofoam form, thick wooden dowel, Tootsie Pops, Tootsie Rolls, heavy pebbles and ribbon

TIP: Trim down the Tootsie Pop sticks and affix candies in place. The topiary will be heavy, offset the weight with pebbles or stones in the bottom of the container. OH



Shades of Joy

\$200*

Manufacturer's Rebate

when you purchase[†] Silhouette®, Duette® or Vignette® shades with LiteRise®.

Every qualifying purchase helps children in need get closer to their wish.

In the spirit of the holiday season, we at Hunter Douglas have partnered with The Children's Wish Foundation of Canada to turn wishes into reality.

COMPLETE BLINDS

Shutters · Blinds · Draperies · Bedding
Free In-home Consultations · Installations

393 Yonge Street, Barrie
705-727-0567
www.completeblinds.com

HunterDouglas

† Purchase any combination of 4 Silhouette® Duette® or Vignette® shades with LiteRise® between September 1 and December 15, 2013 and receive a \$200 manufacturer's rebate. Also, when you purchase any number of these additional shades you'll receive an extra \$40 for each. To learn more about LiteRise®, please visit hunterdouglas.ca. Valid at participating dealers only. *Shades of Joy manufacturer's rebate will be issued in the form of a Hunter Douglas Prepaid American Express® Gift Card. THE PROMOTION CARD is a trademark of Hunt Diversified Marketing Inc. All Rights Reserved. THE PROMOTION CARD is a Prepaid American Express® Card issued by Amex Bank of Canada. ® Used by Amex Bank of Canada under license from American Express.

WIN THIS!

Mornings Made Over Easy CONTEST

online right now at

ourhomesmagazine.com

Enter for your chance to win a

Hamilton Beach Breakfast Sandwich Maker

Make breakfast in 5 minutes or less to take on the go or enjoy at home!

Simply enter online at:

ourhomesmagazine.com/contests

DEADLINE FOR ENTRY: DECEMBER 1, 2013. CONTEST RULES APPLY. VISIT OUR WEBSITE FOR MORE DETAILS.

directory

OUR HOMES attracts the area's finest businesses to advertise in our pages, and utilize our unparalleled distribution and coffee-table appeal to market their products and services. We're making it easier for you, our readers, to become educated as you plan your home-and real estate-related purchasing decisions. View these business ads online at **www.ourhomesmagazine.com/barrie**

The listings below are organized alphabetically by industry.

APPLIANCES

TA APPLIANCE Pg3

ARCHITECTURAL DESIGN

CUSTOM CADD Pg63

ARCHITECTURAL STONE

D. JANES CONSTRUCTION & MASONRY Pg35
STONES CANADA Pg41

ART/ARTISANS/ART GALLERIES,
STUDIOS & WORKSHOPS

THE EDGE GALLERY Pg20,90

AUDIO VIDEO/SMART HOME
TECHNOLOGY

FAST FORWARD AUDIO VIDEO Pg13
HURONIA ALARMS Pg4,92

BBQ'S/FIREPLACES

NAPOLEON HOME COMFORT Pg50&51

BUILDERS

A.N.T. CONSTRUCTION Pg15
BIG EAST CONSTRUCTION Pg97
D. JANES CONSTRUCTION & MASONRY Pg35
DREAMWOOD HOMES Pg73
GILKON CONSTRUCTION LTD. Pg6
HOMES BY DAYCOR Pg47
PRATT HOMES Pg2
PRYCON CUSTOM BUILDING &
RENOVATIONS Pg85

BUILDING/LANDSCAPING SUPPLIES

ATLAS BLOCK Pg41
TRANSCANADA WOOD PRODUCTS Pg44

CABINETS & WOODWORKING

ABSOLUTE CABINETS Pg65,90
PERKINSFIELD KITCHEN & BATH Pg5

CLEANING

SIMCOE COUNTY CLEAN Pg21,92

COUNTERTOPS/GRANITE & STONE

DI PIETRA DESIGN Pg8
MADISON TAYLOR DESIGN Pg37,65

FINANCIAL/INSURANCE/
MORTGAGE

NOBLE INSURANCE Pg9,90
RAYMOND JAMES Pg85

FLOORING/STAIRS/TRIM/
MOULDINGS

A GALLERY OF INTERIORS -
THE DESIGN CENTRE Pg87
BARRIE TRIM Pg93
DESERT TILE Pg26
GRAND FLOORS Pg89
TOTAL HARDWOOD FLOORING Pg35
TRANSCANADA WOOD PRODUCTS Pg44

FLORISTS/FLORAL DESIGN

FRESH FLOWERS BY LEANNE Pg19

FURNITURE & HOME DÉCOR

BACK IN THYME Pg25
BLAIR INTERIORS & WINDOW FASHIONS Pg49
GEORGIAN BAY LIVING FINE FURNITURE Pg11
LA-Z-BOY Pg100
SATURDAY AFTERNOONS HOME STORE Pg18
SIMPLY COUNTRY Pg87
RAFTERS/LIVING LIGHTING Pg43
STAPLES DESIGN GROUP Pg47

GEOTHERMAL

RELiance/YANCH Pg55

GLASS/MIRROR & DESIGN

BARRIE METRO GLASS Pg99

HEATING & AIR CONDITIONING

NAPOLEON HOME COMFORT Pg50&51
RELiance/YANCH Pg55

HOME IMPROVEMENTS

A GALLERY OF INTERIORS -
THE DESIGN CENTRE Pg87
BIG EAST CONSTRUCTION Pg97
CB DESIGN & RENOVATIONS Pg21,90
HOME HARDWARE DESIGN SHOWROOM Pg45
INSUL8 FOAM Pg25
PRYCON CUSTOM BUILDING &
RENOVATIONS Pg85
RENOVATIONS BY RODGERS Pg26

HOME SECURITY

HURONIA ALARMS Pg4,92

INTERIOR DECORATING/
INTERIOR DESIGN

INTER-ART INTERIORS Pg20
KAREN MIRON DESIGN Pg25
KL INTERIOR DESIGN Pg12
LVZ DESIGN Pg20
MADISON TAYLOR DESIGN Pg37,65
RIGHT AT HOME INTERIORS Pg20
STAPLES DESIGN GROUP Pg47
TERRI CLARK INTERIORS Pg73

KITCHEN AND BATH

A GALLERY OF INTERIORS -
THE DESIGN CENTRE Pg87
ABSOLUTE CABINETS Pg65,90
DESIGNERS PLUS KITCHEN & BATH Pg63
KITCHEN & BATH DESIGN HOUSE Pg54
KITCHEN ART NORTH Pg93
LINDSAY SCHULTZ KITCHENS
& CABINETRY Pg75
PERKINSFIELD KITCHEN & BATH Pg5

LANDSCAPING/LAWN & GARDEN

DOLCE CONSTRUCTION Pg35,92
EGO'S GARDEN CENTRE Pg41

FOSTER LAWN & GARDEN Pg39

THE GREAT GARDEN REVIVAL COMPANY Pg39

LAWN/LANDSCAPING EQUIPMENT

MCLAREN EQUIPMENT Pg55

LIGHTING

GLASS LIGHTING GALLERY Pg83
RAFTERS/LIVING LIGHTING Pg43

MASONRY/STONework

D. JANES CONSTRUCTION & MASONRY Pg35

NEW HOME COMMUNITIES

ESSA VILLAS - DIANE ADAMEK, C21
Pg41
GRANDVIEW HOMES Pg17

INNISFIL ESTATES - A.N.T. CONSTRUCTION
Pg15

PRATT HOMES Pg2

ORGANIZING

CLOSETS BY DESIGN Pg10

PAINTING & DECORATING

BENJAMIN MOORE Pg16
EAGLE PAINTING Pg37
LABAR SALES Pg91,92

PAVING & CONCRETE

ROAD READIE PAVING Pg35

POOLS/HOT TUBS/SAUNAS/SPAS

MAJESTIC POOLS Pg27,90

REAL ESTATE

ROYAL LEPAGE - THE CHILTON TEAM Pg67

WATER TREATMENT

HYDRO FLOW CANADA Pg75

WINDOW TREATMENTS

BLAIR INTERIORS & WINDOW FASHIONS Pg49
COMPLETE BLINDS Pg95

WINDOWS & DOORS

BARRIE TRIM Pg93
DECOLA WINDOWS & DOORS Pg43
KEMPENFELT WINDOWS & DOORS Pg7

OUR HOMES is committed to ensuring the businesses above appear under the correct headings. To make a correction, or to have your business listed under more than one heading, please email us at jjefferson@ourhomesmagazine.com. To have your business listed in our Home Resource Directory, call us to advertise at 705-730-3827 or 705-791-8990.



BUILDING *Homes*
BUILDING *Dreams*

CUSTOM HOMES
RENOVATIONS
PROJECT MANAGEMENT

BIG EAST
CONSTRUCTION INC

705.294.0785
cl@bigeastconstruction.com
www.bigeastconstruction.com

finishing touch

No fail fall
organization
solutions to make
your life **SIMPLE.**



Jewelry Tamer
Custom Luxurious
Walk In Closet
California Closet
Company, Inc.



**Modern
Medicine**
Ouch Aid Box
CB2

Skinny Spaces
Grid Tower
CB2



**Small Space
Storage**
Slice Shelf in Fuel
CB2



**Oversized
Carryall**
Large Utility Tote
Thirty-One Gifts,
LLC.



Tiny but Tidy
Embroidered Mini Utility Bin
Thirty-One Gifts, LLC.



**Magically
Magnetic**
Big Happy
Family
Urbio LLC.

* WIN THIS ONLINE!

Simply enter your
name and contact
information at
ourhomesmagazine.com
Contest rules apply.
See online for details.



Morning Made Over Easy
Breakfast Sandwich Maker
Hamilton Beach Canada

Hidden Shoes
Paris Beige Shoe
Storage Ottoman
Safavieh



Wired, No Worries
Command Strips
3M Canada



USB Built-In
U-Socket
Fastmac
Performance
Upgrades, Inc.

LEADER in all things *glass.*



ON TIME. ON BUDGET. ON SCOPE.

Custom Framless Showers

Glass & Mirror Cut To Size

Glass Walls

Custom Mirror Creations

Glass Railings

Tempered Glass



SHOP & SHOWROOM LOCATED AT:

108 Victoria Street, Barrie, Ontario

[705] 735.2344 | barriemetroglass.com

Yes, this is all La-Z-Boy.

And no, you aren't the first to ask.



Visit la-z-boy.com/catalog to download
our free interactive catalog app.



My friends are always amazed when they find out that La-Z-Boy doesn't stop at recliners. Once I tell them, they can't get there fast enough to shop for sofas, sectionals and loveseats. Trust me, it's worth taking another look at all the comfortable, great-looking furniture La-Z-Boy offers. Any more questions?

LA Z BOY
FURNITURE GALLERIES®

Live life Comfortably.®

491 Bryne Drive • Barrie, ON • 705.735.3337
la-z-boy.com/barrie