HOLIDAY/WINTER 2009/10

STYLE ▪ COMFORT ▪ IDEAS ▪ REAL ESTATE

ourhomes

BARRIE ORILLIA MIDLAND INNISFIL

Holiday Magic

DECORATE LIKE A PRO

FORMAL **TABLE SETTINGS**

PLAN YOUR **RENOVATION** NOW

GIVE THE GIFT OF *Art*

plus

AT HOME WITH **ANNE AND LANCE CHILTON**

www.ourhomesmagazine.com/barrie

Get your hands on it!

Kind to your skin!

Remove Paint, Wine, Pet Messes and much more from Upholstery, Carpet, Clothing and many other surfaces!

Winning Colours® Stain Remover

Available in the Paint Department

WinningBrands.ca

Zellers · Canadian Tire · The Home Depot · Walmart — Save money. Live better.

Introducing FRIGIDAIRE PROFESSIONAL

High Performance. Better Results.

Introducing the Frigidaire® Professional PowerPlus™ Feature Collection

With the new Frigidaire® Professional appliances, you can be sure your kitchen will always look good and give you the best results with high-performing features like:

PowerPlus™ Preheat lets you preheat in less than 6 minutes.*
PowerPlus™ Boil allows you to boil water fast.
PowerPlus™ Freeze quickly freezes whatever you store to keep foods at their freshest.

*Based on single rack cooking performance, not set temperature, using PowerPlus™ Preheat.

TA APPLIANCE

ON DISPLAY AT THE TA NEAREST YOU!

BARRIE
42 Caplan Ave.
(next to Home Depot)
705-719-1390

BRANTFORD
195 Henry St.
(next to Cora's Restaurant)
519-750-1118

KITCHENER
932 Victoria St. N.,
(at River Road)
519-578-0300

Monday to Friday 9-9, Saturday 9-6, Sunday 11-5
www.taappliance.com

Your Connection to Quality Flooring



Cork flooring not only adds beauty and natural elegance to interiors, but it is also the perfect answer to the ecologically conscious consumer. Beauty plus benefits – a product so sustainable has never looked this good.

A Gallery™ of Floors
• HARDWOOD • CORK • CARPET • CERAMIC TILE • VINYL • LAMINATE
Your Connection to Quality Flooring

www.agalleryoffloors.com

230 Bayview Dr Unit 7
Barrie, ON L4N 4Y8
705.727.0229

A Green Is In Store
A large selection of GREEN flooring for the environmentally concerned consumer.

Hardwood • Cork • Carpet • Ceramics • Vinyl • Laminate

Designer Stone Coverings

The look of stone is timeless. It evokes value, craftsmanship, and a desire for quality.

ErthCoverings offers you 100% natural stone in a range of styles, textures, and colours. All stones are available in an easy-to-install veneer format.

Whether you're simply looking to accent your home, or to create an entire project with the feel of the richness that natural stone offers, we provide an affordable solution that is easily adaptable to any environment.

We are your natural stone veneer specialists.www.erthcoverings.

After

A Gallery of RENOVATIONS
Renovations You Can Trust!
A division of "A Gallery of Floors"

www.agalleryofrenovations.com

230 Bayview Dr Unit 7
Barrie, ON L4N 4Y8
705.727.0558

Before

Introducing

The Olde Cottage Store

Whether you are driving through Perkinsfield or you're a neighbour, The Olde Cottage Store is a welcoming stop where you can browse our wide variety of gift ware suitable for any home or cottage decor.

Come in to visit ... we are sure you will find a treasure to fill that empty space. **705.526.8882**

The Olde Cottage Store *can be found adjacent to Perkinsfield Kitchen & Bath*
... the one stop shop for all your custom kitchen, vanity and furniture needs.

Custom-built with EXCELLENCE every time

PKB PERKINSFIELD KITCHEN + BATH

165 County Rd. 6 South, Box 146
Perkinsfield, Ontario L0L 2J0

705.527.6116 • www.pkbgroup.ca • info@pkbgroup.ca

THE INNOVATORS OF COMFORT

Stressless EKORNES

EKORNES® seating is endorsed by the American Chiropractic Association

Why not try the Comfort test?

American Chiropractic Association ACA ENDORSED

Adapts to you, and him, and her

www.abodadecor.com

31 Commerce Park Drive Barrie 735-1825

ABODA DECOR

ourhomes® STYLE • COMFORT • IDEAS • REAL ESTATE

PUBLISHER CASTLE MEDIA CORP.
JAMIE JEFFERSON
jjefferson@ourhomesmagazine.com

OUR HOMES MEDIA GROUP INC.

EDITOR-IN-CHIEF GEORGETTE MCCULLOCH
editor@ourhomesmagazine.com

ART DIRECTOR TARA CHATTELL
tara@ourhomesmagazine.com

PRODUCTION DIRECTOR LYNN DERRICK
lynn@ourhomesmagazine.com

WEBMASTER DESIGN OFFICE ZEN
webmaster@ourhomesmagazine.com

PRESIDENT DAVID LOOPSTRA

CONTRIBUTORS
Maria DaSilva, Kathleen Duncan, Kirk Estin, Bonnie Fox, Jim Fox, Scott Hunter, Cyndie Jerome, Sandy MacKay, Michelle Major, Samantha Martin, Stephanie Redmond, Heather Smillie, Irene Turnbull

MARKETING & ADVERTISING SALES
General Inquiries
JAMIE JEFFERSON 705.429.4479

OUR HOMES™ is a registered trademark of OUR HOMES MEDIA GROUP INC.

OUR HOMES™ Barrie Orillia Midland Innisfil is published four times a year by Castle Media Corp. under the license of OUR HOMES MEDIA GROUP INC.

ourhomes® STYLE • COMFORT • IDEAS • REAL ESTATE
OUR HOMES MEDIA GROUP INC.

OUR HOMES Barrie Orillia Midland Innisfil is distributed via free pick up to residents of Simcoe County at high traffic locations throughout the region. Copies of OUR HOMES are also sent via unaddressed mail to select residential neighbourhoods and Barrie and area business leaders, and via direct mail to select builders, architects, trades and professionals. OUR HOMES is also available in-room at select hotels and resorts within the region.

The publisher assumes no responsibility for opinions expressed in advertisements.
Copyright © 2009 OUR HOMES Media Group Inc. All rights reserved.
Reproduction without permission is prohibited.
Canada Post agreement number: 41583527

Please send all letters and/or feedback to OUR HOMES Barrie Orillia Midland Innisfil, 6 Dean Crt., Wasaga Beach, ON L9Z 1J9
Or email us at editor@ourhomesmagazine.com. All letters received are subject to editing for grammar and length.
If undelievered, return to above address.

For franchise inquiries please visit
www.ourhomesmagazine.com
Or call: 416.628.2867

FSC Mixed Sources
Product group from well-managed forests and other controlled sources
www.fsc.org Cert no. SW-COC-001634
© 1996 Forest Stewardship Council

PRINTED IN CANADA

Barrie's Own Kempenfelt WINDOWS & Doors

Voted Barrie's Favourite Window Company 11 Years in a Row

ASK ABOUT $1350 HOME RENOVATION REBATE

Kempenfelt WINDOWS 737-1554 www.kempenfeltwindows.com

The Signs You See EVERYWHERE!

ENERGY STAR

Call Today For Your FREE In Home Estimate

windows • doors • porch enclosures • new construction

705•737•1554 92 Commerce Park Drive www.kempenfeltwindows.com

Save Thousands in Rebates

LIMITED TIME OFFER! On ALL Models.

BUILD the BEST FOUR SEASONS® SUNROOMS Independently Owned & Operated

100% Financing, $0 Down O.A.C. Some conditions apply

ENERGY STAR

Open: Monday-Friday 9am to 5pm; Saturday 9am to 3pm

705•737•9900 92 Commerce Park Drive www.fourseasonssunrooms.com

CHRISTMAS ALWAYS COMES EARLY AT OUR HOMES. Our team gets a head start on the season in September, when we start planning our holiday issue. We select our homes, arrange our photo shoots and develop fun editorial pages that we know our readers will love and, we get to shop.

It's nice to get a jump on what's new for the holidays and if I see something I know will look great in my home or make a great gift for someone on my list, I buy it. I've picked up some fun ornaments and beautiful accessories that make wonderful hostess gifts. The best part is sharing our finds with you.

The holiday season is all about giving, sharing, eating, decorating and entertaining and this issue is full of ideas you can use to prepare for your holiday celebrations.

Sometimes I just dread dragging out and sorting through my decorations. Fact is, I just have too many things I don't use anymore because they're either dated or simply don't match my décor. But after seeing some very talented decorators style our two feature homes for Christmas, I've discovered ways of breathing new life into that big box of stuff.

Designers Cyndie Jerome and Michelle Major transformed Joanne MacPhail's and Jim Graszat's home with an eclectic mix of colour, texture and nature's best (page 20). Green and red scream Christmas, but, as you'll see, copper, pewter and blue are nice too.

We are thrilled to bring you to Anne and Lance Chilton's home (page 36). Anne, a successful real estate agent, and Lance, our long-time /A\ News anchor, have moved to the country. Joan Phillips, who works with Anne, and Dianna DiLapo, of Seasons, helped turn the Chilton's beautiful home into an elegant place to spend the holidays.

Both our feature homes are filled with art their owners love. This issue, OUR HOMES takes you on a tour of local galleries. We introduce you to local artists and people who are passionate about promoting culture in our neighbourhoods. If you're looking for a special gift for that person who has everything, consider a beautiful piece of local art.

Cheers,

Georgette

Georgette McCulloch, *Editor-In-Chief*
editor@ourhomesmagazine.com

Healthy Homes

Don't just look younger...
Feel it!

SaunaRay ceramic-heated saunas have fantastic benefits for skin tone, weight management and revitalizing energy.

"After my daily saunas my skin feels like a newborn baby's. I can't stop touching it!!"
Lisa Ottaviano
Sandwich, MA.

SaunaRay's handmade units transform your home into a spa. They set up in minutes and plug into any outlet. The gentle ceramic heat is cozy, not too hot. You sweat profusely, detoxifying, improving skin tone, heart health and a host of other medically proven results.

"My patient lost 12 pounds in three weeks using the SaunaRay unit. Once she started to detoxify her struggle to lose weight became easy."
Dr. Julie Wyatt ND
Markham, ON.

A "must have" for healthy homes. Plugs into any outlet. Built in Collingwood. It's local quality you can count on. Call to visit the **SaunaRay** factory
705-794-8811.

Special ad feature

contents
holiday/winter

16

departments

EDITOR'S NOTE 8

ADVICE 14
Kitchens, Coffee Tables And White Walls

STYLE PICKS 16
'Tis The Season To Shop

COMFORT ZONE 30
Seasons 'n Style

PEOPLE 52
Art Gallery Tour

HOME RESOURCE DIRECTORY 63

FINISHING TOUCH 64
Set A Formal Table

ON THE COVER

Decorate Like A Designer. Story, page 20. Photography by Sandy Mackay

30

features

FEATURE HOMES

Deck The Halls With United Way Chair Joanne MacPhail 20

Meet The Chiltons 36

HOME SECURITY 48
While You're Away

DECORATING

Get Ready To Renovate 58

Kids' Bedrooms 60

COOKING AT HOME 62
Roasted Garlic Shrimp

20

36

64

stone
DUTCH QUALITY

Dutch Quality Stone
where craftsmanship and technology meet

gp masonry & landscaping supplies

1319 Bayfield St. North
Midhurst, Ontario L0L 1X1
705.726.2321
www.gpmasonry.ca

Custom Architectural Decorative Glass

SGO®
Designer Glass

- Decorative glass for any space
- Single one piece construction
- Unlimited Design Options
- Can be installed on top of existing glass
- 10 Year Guarantee
- Creates privacy
- Ideal for odd-shaped windows

SGO of Central Ontario
4-250 Innisfil Street
Barrie, ON L4N 4K4
705.739.8998

centralontario.sgodesignerglass.com

More than just granite countertops...

Using state-of-the-art techniques and environmentally sound practices, we custom design, fabricate and install natural stone products, such as Granite, Marble, Quartz counter tops, Fireplaces, Vanities, Tubs, Rotundas and more. With over 25 years' experience, our family owned business takes great pride in workmanship and customer satisfaction.

We are the stone specialists

CANADIAN OWNED AND OPERATED

Di Pietra Design
THE COUNTERTOP SPECIALISTS
Custom Fabrication Slab & Tile

Coming Soon: An experiential kitchen & bath boutique where you can view our countertop/faucet/sink combinations.

Come visit our factory & showroom:
672 Welham Rd, Barrie, ON L4N 9A1
705.727.0096 | www.dipietradesign.com

caesarstone Quartz Surfaces · FRANKE · staron · CORIAN SOLID SURFACES · ZODIAQ QUARTZ SURFACES · HanStone · BLANCO · SILESTONE · LG Surfaces · polaris sinks · FAUCETS

Vacation at home in a Beachcomber Hot Tub.

"Beachcomber's Hybrid Edition gives you up to $4,038 in extra options, upgrades and features"

Eco4WALL Sealed Insulation Package
Perfecting the 4WALL full-foam insulation method started in 1983.

Energy Saver Management System
Digital computerized programming, with up to the minute water flow.

The Hybrid Edition with the 10 extra Options, Features & Upgrades gives you the best price, free jetting selections and low cost operation and maintenance

- ☑ Customizable Britewerx Jetting
- ☑ SafeAxiss Steps
- ☑ LED EverLite Ambient Lighting
- ☑ Power Guard Heatshield Cover
- ☑ ClearTech UV Water Care Ready
- ☑ Enviroskirt Cabinetry
- ☑ Hush Pump System
- ☑ Reflex Foot Massage
- ☑ Perma-Seal Foundation
- ☑ Metallic Finish Acrylic

Receive your instant Factory EcoRebate in our store with your hot tub purchase!

See the new Hybrid Edition at both locations:

460 Hume Street
Collingwood
(705) 446-9722

520 Bryne Drive
Barrie
(705) 797-2488

beachcomber hot tubs
QUALITY, COMFORT AND ENERGY EFFICIENCY SINCE 1978

Designer **Stephanie Redmond** answers your questions.

If you need help, send your questions to **stephanie@ourhomesmagazine.com**

Dear Stephanie,

How do I pick a coffee table for my great room? How high should it be? What shape? What kind of wood is durable? We use this room all the time. Thanks for your help.

Lynda

Stephanie Redmond replies:

Since you use this room all of the time, you need to consider two things: maintenance and durability. A glass top is easy to clean, but if you have young children, prepare for daily cleanings to avoid constant fingerprints. Hardwood or stone tops are your best bet. Choose oak or mahogany. Avoid a laminated top that will scratch easily.

As for shape and size, let your furniture guide you. For instance, if you have two three-seater sofas set up in an L configuration, your coffee table will likely be a large square. If you have a loveseat, your table will likely be a smaller rectangle or oval.

Many contemporary tables are quite low. This can be a great look in the right space, but means a bigger bend for your biscuits. Look at what you have now. Is it right for you? Sometimes common sense is simply the right answer.

Dear Stephanie,

Are white walls in? I love the look, but I'm not sure it's easy to live with. Should I give it a try? Also, can you recommend some whites that would work?

Jean T.

Stephanie Redmond replies:

White walls are definitely in (except on cars). They can create a very nice environment, but there are certainly a few things to keep in mind:

What will you be displaying on your walls? White walls yearn for art and unless you have a decent selection of items to hang, they can appear bare. So hang up that pencil drawing from grade school or that great piece of driftwood you found, frame an old silk scarf or create a grouping of family photos.

Be frank with your furniture. It's not just your walls that will sing in white, your furniture will be highlighted as well – family heirlooms and Swedish flat pack alike. Some pieces may have to go.

Wood trim? If you have a Victorian with dark wood trim, white walls can be difficult. This type of trim is substantial and tends to partner well with more depth on the walls. Consider painting the trim as well to create a dramatic change.

Still indecisive? If you give your painter the heads up and ask for primed walls only, you can try white on for size then schedule the crew for the next available time slot.

Con: You have to deal with your house upside down twice.

How to finish your whites: Use the same colour on your walls and trim but choose different finishes. Try Eggshell on walls and Satin or Pearl on trim.

Dear Stephanie,

My husband and I are having a heated debate over the selection of cabinets for our new kitchen. He wants dark cabinets and I like the look of a white kitchen. Help!

JoAnne and Phil

Stephanie Redmond replies:

Rest assured, this is a common debate. Here are three scenarios to consider:

He wins!

A dark cabinet will hide surface prints (without grease) and create a richness you won't get from white. Consider a deep stain and woody cabinetry to appease your husband, but pair with a white stone countertop (Ceasar Stone or Corian would be excellent) and light walls. Run the countertop straight up to the base of the upper cabinets to create a clean backsplash or use a similar-toned tile to create some texture.

She wins!

There is no doubt that white cabinets will keep the kitchen feeling light. Choose an off-white cabinet colour like Benjamin Moore's Acadia White or Floral White to reduce the starkness of a white kitchen and pair with a deep stone countertop with a hefty edge. Your husband will love the heaviness of the countertop. It will look substantial but the overall feel will be clean and contemporary.

Meeting in the Middle…

Section your kitchen and use both styles of cabinetry. For the pantry use wood and for the china cabinets use white. Choose a dark wood countertop in the areas with white cabinets. This will give your husband the wood element that he craves, and you will have your light feeling kitchen. After all, relationships are all about compromise! OH

Small changes can make a huge impact.

Especially with the new Hampton Collection by Hinkley. With its modern lines and sophisticated style, it has the ability to entirely transform the look and feel of your space. See this collection – along with more of the hottest new lighting designs – at your local Living Lighting store. You'll be enlightened by all the possibilities.

Living Lighting. It's light for living.

BARRIE'S #1 INDEPENDENT LIGHTING STORE

Rafters
LIVING LIGHTING
Home Décor

NEED PROFESSIONAL INSTALLATION?
JUST SAY THE WORD AND WE'LL HELP SET IT UP.

(705) 721-9854
42 Caplan Ave., Barrie
(Located next to Home Depot)

"That's the secret of entertaining. You make your guests feel welcome and at home. If you do that honestly, the rest takes care of itself." – Barbara Hall

Our winter-warm Style Picks will bring comfort and joy to every home.

PHOTOGRAPHY BY BONNIE FOX

1

CLOSETS BY DESIGN
(1) Custom Closet
It's every girl's dream to have a closet that looks like this. Organize your whole home. Book your free in-home design consultation today.
31 Saunders Rd.
Barrie
705.727.1100
1.800.293.3744

LA MOQUETTE
(2) Organic Candles
Uplifting aromatic candles by Pureliving. Select from Green Oolong Tea and Exotic Blossom Orchid or White Darjeeling Tea and Jasmine Peals. A lovely gift.
8 Essa Rd.
Barrie
705.726.5604

Continued on page 18

2

DESERT TILE INC
NATURAL STONE
www.desertile.com
SALES & INSTALLATION
◆ Marble
◆ Slate
◆ Granite
◆ Mosaics
◆ Porcelain
◆ Ceramics
◆ Tumbled Marble
◆ Stainless Steel
◆ Hardwood
◆ Laminate
◆ Stone Sinks
◆ Medallions
SHOWROOM:
551 Bryne Dr., Unit 0, Barrie
705◆730◆6989

la moquette
HOME DESIGN
Furniture
Fine Rugs
Home Décor
Design Services
Exclusive to Barrie
Certified
Martha Stewart Signature
Furniture dealer
8 Essa Road, Barrie, ON
705-726-5604 • www.lamoquette.ca
Open Monday to Friday from 10am to 5pm
Thursdays open late until 8pm • Saturdays from 10am to 4pm
(Parking at rear off Tiffin)
MARTHA STEWART | SIGNATURE

Heritage Homestead
Your Home Decor Destination
Hwy 11 North, 5th Line of Oro-Medonte. Ten minutes N of Barrie
(705) 487-6930 Open every day from 10-5
heritagehomestead.ca

BACK in THYME
ANTIQUES & PRIMITIVE COUNTRY WARES
Antiques • Reproduction Furniture • Country Home Décor
Keeper Candles • Primitive Handmade Dolls
Colonial Tinware and Needful Things
We have gathered a unique blend of santas, snowmen, angels and ornaments, twiggy trees, garlands and candles. Browse our selection of antiques and primitive wares that are sure to make your gifts unique.
We invite you to step back into an Old Fashioned Christmas with us this year and savor the familiar sights and smells of Christmas past.
Wishing each of you a safe and simple Christmas!
Loree Lennox
12 Coldwater Road, Coldwater
705.686.3493
Open 10-5, Wednesday to Saturday, 10-4 Sunday

THE OLDE COTTAGE STORE

(3) Cottage Journal And Memory Book
Say thanks for the invite with a book that captures memories to treasure. A nice hostess gift for the holidays or plan ahead for next summer.
165 County Rd. 6 S.
Perkinsfield
705.526.8882

3

4

CURRY'S ART SUPPLIES

(4) Deluxe Table-Top Easel
This sturdy oak art easel folds for easy storage and transport, has an extra stable base, a moveable tray and an expandable mast. For the artist on the move.
520 Bryne Dr.
Unit 5
Barrie
705.728.0505

5

SATURDAY AFNOONS

(5) Large Ski Mugs
Enjoy warm, extra-large drinks after a day on the slopes. Then relax by the fire. A nice gift for the skier or snowboarder who has everything.

225 King St.	*111 Dunlop St. E.*	*141 Mississaga St. E.*
Midland	*Barrie*	*Orillia*
705.526.5226	*705.792.6913*	*705.325.1117*

LHD TAPIS

(6) Custom Carpets
Create a visually stunning piece for your home. Made from natural fibres – wool, silk, linen and bamboo – by skilled craftsmen in Thailand, Nepal, India and China.
14 Coldwater Rd.
Coldwater
705.686.3035

6



7

DESERT TILE

(7) Accent Tiles
Select from the very latest in fabulous accent tiles. Pleasing displays make it easy to find the right design for your bathroom, kitchen or floors.
551 Bryne Dr.
Barrie
705.730.6989

SIMPLY COUNTRY

(8) Brie Baker and Dip Chiller
Just in time for the holidays. Party planning is easy with these festive serving dishes.
323 King St.
Midland
705.526.7630 **OH**

8

MERRY AND BRIGHT

BY KATHLEEN DUNCAN // STYLED BY CYNDIE JEROME AND MICHELLE MAJOR // PHOTOGRAPHY BY SANDY MACKAY

Horse-drawn sleighs, visits from Santa and shared festivities have punctuated the holiday season for Joanne McPhail and husband Jim Graszat for years. *Continued on page 23*

The lovely living room is transformed for the holidays. Rich red accessories and fresh greens mix beautifully with pewter, bronze and copper ornaments. Bradford Greenhouses made the fireplace garland, and supplied the black urns and ball cedars.

LEFT: Sophie, 8, and Mitchell, 10, gather near the Christmas tree with "The Polar Express" and their dog Chelsea.

BOTTOM: Designers Cyndie Jerome and Michelle Major used foraged natural finds to style the urns outside the home. The door-wreaths were custom-made by Bradford Greenhouses.

BOTTOM RIGHT: Symmetry is an art. Three small red candles and a wreath add a holiday flavour to this already beautiful vignette.

"I love Christmas," says McPhail with enthusiasm. "I love the parties, I love decorating – everything!"

For 14 years, she and Graszat have decked their halls to welcome more than 100 friends and family to their annual party. This year, they invited dream design team **Cyndie Jerome**, of **Cyndie Jerome Design**, and **Michelle Major**, of **Foxglove Design**, to give their new Anten Mills home a festive flair.

"I got to see how someone else would decorate my home for Christmas," says the busy mom of Mitchell, 10, and Sophie, 8. A partner in the law firm Burgar Rowe, practicing corporate and real estate law, McPhail is also the United Way of Greater Simcoe County's (UWGSC) board chair, and a do-it-yourselfer on weekends with Graszat. They tackle projects like shed-building and framing in the deck.

Dentist Graszat is a sole practitioner whose Collier Street Dental practice specializes in family and cosmetic dentistry. As a Rotarian for many years, he has also been busy in community service.

The two met while attending the University of Toronto and knew they wanted to find a community and house that would become home to their family and professional practices. They handpicked the Barrie area for its size, location, people and great business community.

The couple also recognized home when they first saw the 5,000 sq. ft. bungalow with basement last year. Graszat, who has "every tool known to man," was instantly attracted to the oversized three-car garage. A practical mom, McPhail loved the spacious mudroom with closet and laundry facilities.

She knew she could count on Jerome and Major to help finish the look of their new home.

She met the duo when they collaborated on The Estate on the Bay Design Show Home project. The massive endeavour featured 20 designers, landscapers, local tradespeople and many generous suppliers and retailers who overhauled the magnificent Barrie Terrace home of former residents and philanthropists Arch and Helen Brown. *Continued on page 25*

The dining room is transformed into a glamorous room for an intimate holiday dinner. Designers Cyndie Jerome and Michelle Major selected this New Wave Premium Platinum china pattern from Villeroy & Boch to set a magical table. Silver, blue and teal accents add sparkle to the dramatic room-scape.

RIGHT: Setting a beautiful table is easy with the right colour combination.

"It's the 50th anniversary so we wanted to make a big splash," McPhail explains. The event, which raised more than $50,000 for the charity, featured a cocktail gala, a leadership and alumni event, and four days of public tours.

"I love people who don't complain and just get the job done," she shrugs, "and then you combine that with the absolutely gorgeous final product...well, we just hit it off."

She asked Jerome and Major to collaborate a second time.

"How do you pick just one of them, when they're both so fabulous?" she asks.

Prior to opening the doors to the designers, she and Graszat had, for the most part, either done the work themselves or directed talented tradespeople. Contractor Ron Clark of Barrie's **RenoBox**, for example, incorporated a new hot tub into the wrap-around back deck that overlooks the swimming pool and the environomentally protected forest beyond.

Painter **Greg Ware** was employed to repaint to complement the new crystal lighting fixtures she was installing all over the main floor.

"He painted the kitchen twice and the master bath three times," she recalls with a smile. "He'd just laugh when I'd change my mind."

She also asked painter **Diane Schoneveld** of **Luv to Paint** to re-stain the banister with a new product (developed by **Sue Kay & Company** at the **Allandale Decorating Centre**) that produces a beautiful new chocolate brown finish without stripping the old.

But while she was happy with the warm, contemporary look she was creating, she knew it wasn't complete.

"I just kept walking into the house feeling it was still lacking something," she says. "I couldn't quite peg what it was."

Interior decorator Jerome, who has operated Cyndie Jerome Design for six years, brings with her a 15-year previous career in fashion, and the knowledge of design and fabrics that entails. *Continued on page 27*

TOP LEFT: Joanne McPhail asked designers Michelle Major (middle) and Cyndie Jerome (right) to help decorate her home for the holidays. The three worked together on The Estate On The Bay, a recent fundraiser for the United Way of Greater Simcoe County. McPhail is the board's chair.

ABOVE: Even the kitchen gets a touch of Christmas décor. A splash of red and natural greens sets the scene for breakfast on Christmas morning.

BOTTOM LEFT: A custom-designed urn, from Bradford Greenhouses, graces the foyer.

"They're very complementary industries," reflects the accredited member of the Canadian Decorating Association. Jerome brings this knowledge to bear at the McPhail and Graszat home as she sources out draperies to replace the white shutters covering the floor-to-ceiling windows on the 12-foot high living room walls.

The intention was to warm up the space without losing the clean lines and symmetry McPhail prefers. It's a sophisticated but welcoming atmosphere the home-owners have already established – obvious in her decision to marry a sleek chrome-and-glass table with plush faux-suede sofas.

"I love capturing the personalities of the people living in the home," Jerome explains.

It's a sentiment echoed by Major, who founded Foxglove Design 15 years ago with specialized training in interior and kitchen design.

"It's all about having a plan," says the Oro Station-based project manager, who develops custom solutions for her clients. "It's not always about the amount of money spent, but how you're spending it."

When deciding on the approach to Christmas decorating, Major and Jerome knew the traditional red and green cutesy look wasn't going to cut it.

"We didn't want it to be fussy with bows and gold," says Major. "The house is very warm with a palette of earth tones. We wanted to follow along with that theme," considers Major. "We had a lot of sparkle, but used more of the earth tones: bronze, pewter, copper, and added teal in the dining room for that splash of colour."

For McPhail and Graszat, it's all about creating an environment to enjoy life with their family, which includes Havanese puppy Chelsea.

Having settled in a family-friendly neighbourhood, the couple is giving their children the same small-town upbringing they remember so fondly from their own childhoods.

It's something to celebrate all year long. **OH**

Simply Country

simply comfortable, simply affordable

Dealing with leading Canadian Manufacturers such as Decor-Rest™, Superstyle®, El Ran™ and many of the Waterloo Mennonites for solid pine, oak and maple pieces.

We have a large gift and accessory area for personalizing your home or retreat.

OPEN 7 DAYS A WEEK

705.526.7630
323 King Street
Midland Ontario

LABAR Sales & Distribution

IN HOME COLOUR CONSULTATION • WINDOW FASHIONS • DESIGNER WALLPAPER

WE NOW DO CUSTOM DRAPERY AND BEDDING

*Be sure to ask about our **NO FEE** Membership Discount Card for year-round **SAVINGS***



MAXXMAR WINDOW FASHIONS

SHUTTERS - BUY 3, GET 1 FREE*
(Must be of equal or less value)

2" FAUX WOOD & 2" WOOD BLINDS – WE PAY THE TAX*

* Offer valid November 1, 2009 - December 10, 2009

PARA PAINTS

976 ULTRA CEILING PAINT & OUR 4000 GLOSS-FREE WASHABLE DESIGNER FINISH*

705-726-1423 94 TIFFIN ST • BARRIE labsal@on.aibn.com

* Get 20% off with our Membership Discount Card

INTERIOR DESIGN





Interior Design is about taste and style, and once your project begins, it will also be about the design and details that best capture your style. Whether you need a colour consultation, a room re-designed, a renovation, or are building a home from scratch, Foxglove Design can help.

Call now to set up your in-home consultation!

FOXGLOVE DESIGN
Michelle L. Major
Interior & Kitchen Design
289.466.1048 ❀ 705.812.2421
info.design@foxglovedesign.ca
www.foxglovedesign.ca

FG FOXGLOVE INTERIOR DESIGN

cjd
cyndie jerome design
certified interior decorator



Creating Homes With Comfort, Elegance & Style

Kitchen & Family Room Design
United Way Estate on the Bay Design Showcase

T 705.290.0900 ▪ C 416.230.3298
E cyndie@cyndiejeromedesign.com
cyndiejeromedesign.com

Member of CDECA (Canadian Decorators Association)

SANDERS PRO HOME & BILLIARDS

- Billiard Accessories
- Bars & Bar Stools
- Theatre Seating
- Shuffleboard
- Table Tennis
- Darts & Dart Accessories

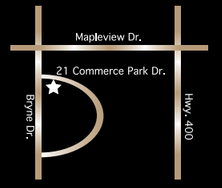

21 Commerce Pk. Dr.,
Barrie, ON L4N 8X1
Phone: (705) 725-9676
Fax: (705) 725-8218
E-Mail: sanderspro@bellnet.ca

We are a Proud Distributor of Brunswick Tables

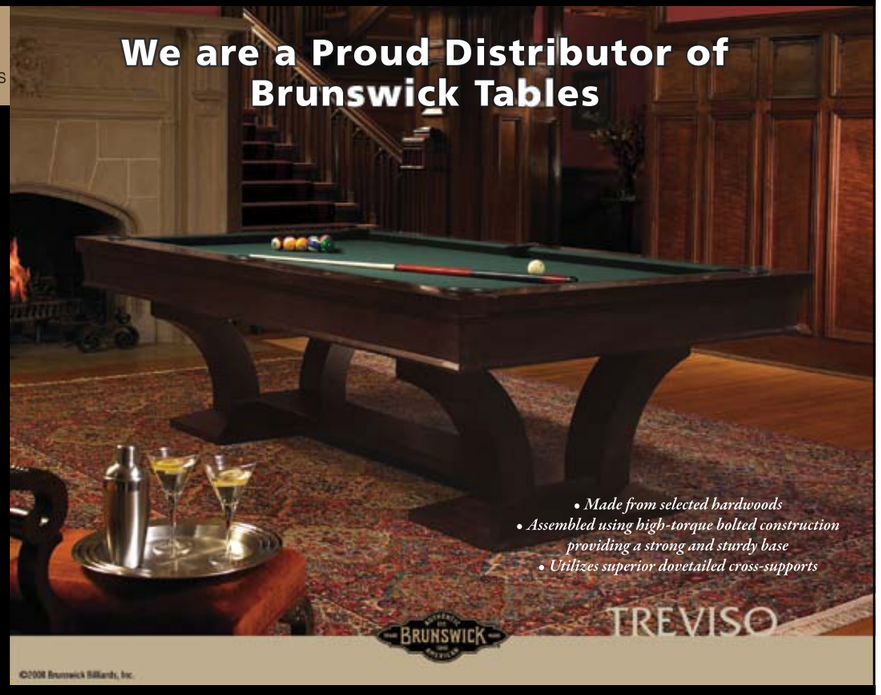

- *Made from selected hardwoods*
- *Assembled using high-torque bolted construction providing a strong and sturdy base*
- *Utilizes superior dovetailed cross-supports*

TREVISO

©2008 Brunswick Billiards, Inc.

www.SandersPro.com

SEASONS 'N STYLE

PHOTOGRAPHY BY BONNIE FOX

THE PLACE: Seasons on Horseshoe Valley Road near Orillia. This lovely year-round shopping destination will keep you coming back. Owner Dianna DiLapo has a knack for picking just the right mix of fabulous furniture, lighting, home décor items and gifts for every occasion. Dianna's inventory changes with the seasons. Relax and enjoy your visit. You won't leave empty-handed.

THE STYLE: Something for everyone. Amazing finds for your home, cottage and garden in a rustic, relaxed, comfortable setting. Fashion-forward purses and beautiful jewelry with irresistible price tags fly off the shelves. The day we visited, Dianna had just unpacked a new line of organic soaps, lotions and candles in fresh tropical scents. If it's fun, unique, practical and different, you'll find it at Seasons.

WHAT'S HOT: Breathable wine glasses by Eisch. Aerate wine in minutes. Jewelry-box wall mirrors are clever. Eco-friendly 100 per cent recycled glass bowls, platters and serving pieces make great gifts. Dianna also stocks flameless candles, art for the home and unique light fixtures.

SEASONAL: The theme this Christmas is ski and chalet. Dianna has filled her wonderful store with holiday decorations for every room of your home. You'll find wreaths, incredible garlands and centre pieces. A tall, twinkling tree is covered in specialty-theme tree decorations that represent every sport, hobby or occupation. There are hostess gifts galore.

FAVOURITES: Wall art, blown glass, marble-shade light fixtures and jewelry at reasonable prices. "My regulars know they have to come every three weeks so they don't miss a thing," DiLapo says. "Once it's gone, it's gone. You get it and your neighbour doesn't."

WHERE: 1590 Horseshoe Valley Rd. E., 705.329.4650 OH

RUBBERWORX

SAFETY SURFACING

Think Safe and Reduce your Chance of Injury this Winter

Call for your free consultation today!

- Reduces Chance of Slip & Fall Injuries
- Pools, Decks, Driveways, Walkways, Flooring, etc.
- Interior & Exterior Surfacing
- Covers Ugly Concrete
- Custom Shapes & Colours

Natural and Beautiful Stone

stoneworx

Resurfacing Naturally

For more information and examples go to our website

Tel: 1.888.592.0776 | Fax: 1.705.734.2766

info@stoneworx.ca | www.stoneworx.ca

WaterFurnace

Smarter from the Ground Up

SAVE UP TO 70%

whenever you turn on the furnace or AC

NOTTAWASAGA MECHANICAL

• Heating • Air Conditioning • Refrigeration

(705) 429-3512

We have been delivering WaterFurnace geothermal comfort for 25 years. **WaterFurnace geothermal** systems use the earth to heat and cool your home and provide hot water more efficiently than any other system. Call us for a free estimate

$10,000+ MONEY BACK

in government rebates & incentives

Why settle for just a house?
Design your ***Dream Home!***

*From concept to design & beyond, **TDH** helps you get the home you deserve.*

TDH

ARCHITECTURE

At TDH, our only interest is helping you design an amazing home that will last for generations. Create a true heirloom in the modern era.

866-435-0797 ◆ 705-735-0797

www.TheDesignHouseArch.com

We Make Mortgages Easy...REALLY EASY!

DOMINION LENDING CENTRES

Beverley Brandl

Mortgage Broker/AMP

The purchase of a home is the largest purchase most people make during their lifetime. At Dominion Lending Centres, we want to make each and every purchaser aware of the many mortgage options available to them prior to their purchase and closing date.

Give us a call... we think you'll be pleasantly surprised!

Tel: 705 422-0807

Toll Free: 1866 622-1054

Email: bbrandl@dominionlending.ca

Web: www.beverleybrandle.ca

Dominion Lending Centres Integrity Plus Inc #11800 | Independently Owned & Operated

Barrie, Your Destination For Winter Fun

Barrie is a four season destination with a vibrant Arts & Culture community that offers something for the whole family. Whether it's taking in the spectacular lighting displays, holding your breath for the frigid polar dip, or watching your kids' faces as they work through the ice maze at Winterfest, there's always something for the kids or kid at heart.

Photo by Mark Wanzel

vancouver 2010
TORCH RELAY | RELAIS DE LA FLAMME
ROUTE COMMUNITY
COMMUNAUTÉ DU PARCOURS
Canada

BE PART OF OLYMPIC HISTORY

The City of BARRIE

Tuesday, December 29th, 2009

vancouver2010.com/torchrelay
vancouver2010.com/relaisdelaflamme

Events in your Community

- **Festival of Trees Light Display**
  - November 25, 2009 – February 7, 2010
  - Centennial Park
  - www.barriefestivaloftrees.com
- **Vancouver 2010 Olympic Torch Relay**
  - Community Celebration
  - December 29, 2009
  - City Hall – Collier & Mulcaster Streets
- **Downtown Countdown**
  - December 31, 2009
  - City Hall – Collier & Mulcaster Streets
- **Winterfest & Festival of Lights**
  - February 6 & 7, 2010
  - Heritage Park, Downtown Barrie
- **February Blues Festival**
  - February 4-7, 2010
  - Various Downtown Venues
  - www.barriejazzbluesfest.com
- **Reel Stories Film Series**
  - February 5-7, 2010
  - www.barriefilmfestival.ca

The City of BARRIE
www.barrie.ca

SEASONS
gifts
home . cottage . garden
decor
705.329.4650
Dianna DiLapo
1590 Horseshoe Valley Rd E

between the 12th and 13th line of Oro-Medonte
Open Daily 10am to 5pm, including Sunday - closed Mondays

Full line of Christmas décor, gifts & stocking stuffers in stock.
Shop now for the best selection!
Largest Home Décor & Gift Store in the Area featuring truly UNIQUE items.

HOMECOMING

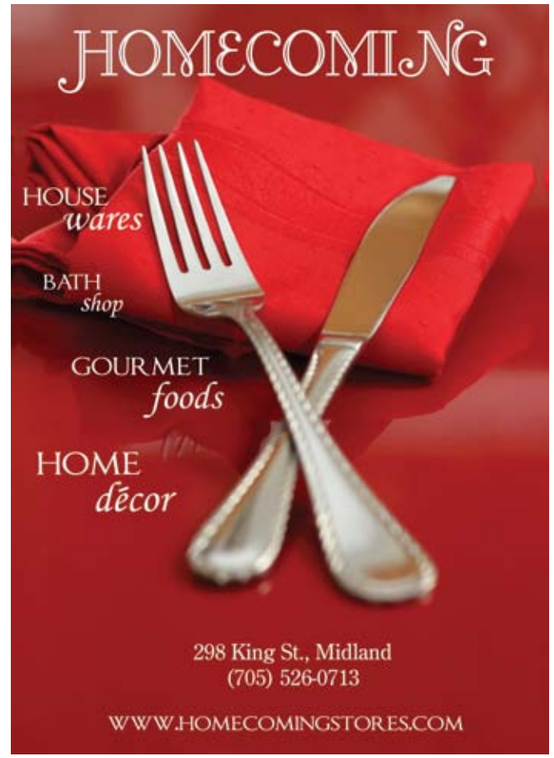

298 King St., Midland
(705) 526-0713
WWW.HOMECOMINGSTORES.COM

Exclusive Cabinetry for over 20 Years



Kitchens ~ Vanities ~ Mantels ~ Bars
Entertainment Units ~ Fine Furniture
Custom Wood Turnings
We can build to match your existing furniture.

Tim Kennedy Designer ~ Cabinetmaker
705-322-6001
wyewood@rogers.com • 150 Conc. 5 West, Wyevale, ON L0L 2T0

TG
CUSTOM FURNITURE
UPHOLSTERY
WINDOW COVERINGS
ACCESSORIES

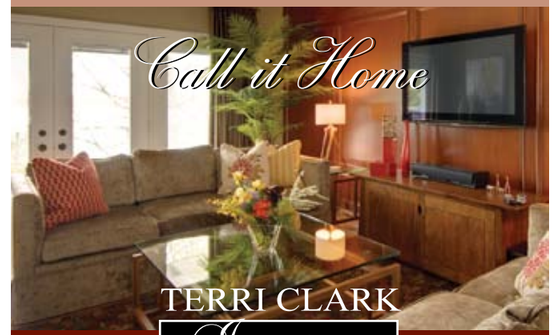

TERRI CLARK
Interiors
705.722.7664

Holidays at the Chiltons are extra special. Anne and Lance welcome their extended families to their rural home, where they entertain in style. In the dining room, a beautiful antique walnut table and sideboard are accessorized with contemporary pieces and a festive setting.

LEFT: The Chiltons' home is a warm, inviting, wonderful place, especially during the holiday season.

Happy Holidays

BY GEORGETTE MCCULLOCH // PHOTOGRAPHY BY SANDY MACKAY

Christmas at Anne and Lance Chilton's is a festive family affair. No wonder. Their charming home backing onto a forest in Oro-Medonte is the ideal destination.

"Since we moved here, we've hosted our families just about every Christmas," says Lance, veteran news anchor at /A\ News. "One year we had 18 of us around the table, and it was seriously good fun."

The Chiltons moved to the area four years ago after making the decision to let go of city living.

Lance and wife Anne, a top-selling real estate agent for Royal LePage, lead hectic lives and their relatively new rural way of living offers a certain degree of peace and quiet, and their kids just love the area. Along with their parents, Thomas, 9, and Ella, 11, ski in the winter and bike the rolling trails right outside their back door.

"I commute with the cows," laughs Anne, who admits the concept of living outside the city was quite foreign all those years ago.

They've certainly embraced their surroundings. The highly sought-after Chilton Team operates out of an office at the front of the home, although Anne readily admits she's always on the go and spends a great deal of time in the car. Lance drives 20 minutes to the television station, hitting just two stop lights along the way.

The original owner built the home from plans based on *Country Living* magazine's 1998 Home of The Year. The style is Carpenter Gothic – known for its steeply pitched roofs and large one-storey porches.

While architecturally intriguing inside and out, and large enough to suit their needs, it was the kitchen that sold Lance on the house.

"It was definitely the six-burner stove that got me," says Lance, who loves to cook and is the family's primary chef. His fully-equipped kitchen has the full lineup of classic navy blue Heartland appliances, which includes the gas cook-top, two ovens, a broiler, microwave and a large refrigerator. *Continued on page 41*

ABOVE: A cook's kitchen. Classic, blue Heartland appliances help make holiday cooking easy. Lance is the chief cook in the family, although everyone has their specialty.

TOP RIGHT: Lance and Anne Chilton have been married for 16 years. They met while working at CityTV in Toronto.

BOTTOM RIGHT: Thomas, 9, and Ella, 11, decorate cookies at the island in the kitchen. Both kids love to cook.

LEFT: Brunch is served in the eating area off the kitchen. The large harvest table complements the Carpenter Gothic-style home and is an ideal place to set a buffet for the holidays.

RIGHT: The brunch menu: Fruit, cheese, pastries, juice and coffee.

BELOW: Lance refaced the fireplace for Anne last Christmas. A roaring fire and big, comfortable sofas make this room the place to get warm and cosy on cold winter nights.

Cooking is a family affair and there's plenty of room in this kitchen for everyone. Thomas loves mussels while Ella's favourite is homemade ravioli. Visitors can watch the cooks at work from the breakfast bar, which provides a handy place to set out a buffet to feed a crowd. The family gathers for their meals at the harvest table with a view of the backyard and the forest beyond.

A roaring fire in the living room, which Thomas starts with the right mix of kindling, paper and logs, heats the entire main floor. Lance gave the fireplace a makeover last year with a new stone face and a substantial pine mantel. He designed the one-foot square mantel and had it cut at a sawmill in nearby Hillsdale. Lance and a friend used all their might to place it above the hearth on the new stone. He then spent five nights sanding before applying an oil finish.

It was Anne's 2008 Christmas present. This year the mantel sparkles with a beautiful garland from **Seasons 'n Style**.

Anne has always had a knack for selling homes. The couple would purchase a home, renovate, sell and then do it again; this is the couple's fifth home in 12 years. With each home a successful venture, Anne, with Lance's encouragement, got her real estate licence and has never looked back. *Continued on page 42*



"Look at the number of listings she has – you don't get there unless you love it," Lance says, obviously proud of his wife's success.

Sellers list with Anne because she goes all out to market their homes. With Lance's help, they produce incredible brochures with stunning photos, which Anne, a photographer, takes herself. Anne's team also includes broker Veronika Armstrong, who takes care of home buyers, presentation designer Joan Phillips and office administrator Susan Amirkhanian.

Phillips helped the Chiltons ready their home for this photo shoot and Anne says the experience helped her empathize with her clients.

"Now I understand what our clients go through when we enter their home and tell them how to rework their things to help sell the house," she says. "I also realize how valuable Joan's advice is, she's just so good at what she does."

Just days before the shoot, painter **Randy Hanlon** changed the colour of the beadboard along the breakfast bar and island skirt in the kitchen (from white to Willow by Benjamin Moore). **Ken Kerr** of **Brimkerr Design and Construction** installed new lights. Phillips reconfigured the family's cherished artwork, many by Lance's father Dennis Chilton and talented friend Michele Clarkson.

Dianna DiLapo of Seasons 'n Style stopped by to add some finishing touches to the holiday décor, including the garland along the stairway banister.

For now, the Chiltons are staying put, truly happy in their current digs. They're also anticipating another large crowd for Christmas.

"I think it's easy to talk our families into coming here for the holidays because it's usually the perfect winter picture, with snow on the trees, and a fire in the hearth," Lance says. "Plus we do the cooking, which I enjoy. And if I cook, that means someone else gets to do the dishes." **OH**

The Chiltons built a wall to separate the master bedroom from the sitting room. The panelled walls not only provide a sound barrier but an exquisite architectural detail. The soothing neutral colours make it easy to relax at the end of the day.

BELOW: The sitting room at the front of the master suite. Both the bathroom and ensuite bath are accessible from this room. Anne can get ready in the morning while Lance catches up on some sleep after a late night at the /A\ News station.

TOP: This hand-crafted staircase is a vision from the foyer of this beautifully constructed and decorated home. The festive garland, placed along the bottom of the staircase, is from Seasons 'n Style on Horseshoe Valley Road.

ABOVE: Thomas's room. The kids have their own bathrooms, which was a big selling point for Ella.

LEFT: Ella's room. Both Ella and Thomas love basketball.

meet ben™

The premium paint with style

green promise™

Benjamin Moore

to learn more, go to paintwithben.com

Housser's Paint & Wallpaper
87 Colborne St. W., Orillia, ON
705-326-8066

Tripp's Paint and Decorating
259 King St., Midland, ON
705-526-7411

Sue Kay & Co., Allandale Decorating Centre
393 Yonge St. (at Little Ave.), Barrie, ON
705-739-7730 • www.Suekay.ca

Irvine Carpet One Floor & Home
514 Bayfield St., Barrie, ON
705-728-5566

Irvine Carpet One Floor & Home
551 Bryne Dr. Unit A, Barrie, ON
705-728-5567

Wall Colours: Ashwood OC-47, Grasslands CC-590, Stone Harbour 2111-50, Blue Lake 2053-40

© 2009 Benjamin Moore & Co., Limited. Benjamin Moore, ben, and the triangle "M" symbol are registered trademarks and Green Promise is a trademark licensed to Benjamin Moore & Co., Limited

A.N.T. CONSTRUCTION

950 Shoreview Drive, Innisfil, Ontario, L9S 5A7
BUS: (705) 431-2268 · www.antconstruction.ca

QUALITY CONSTUCTION SERVICES 20 YEARS

Designers Plus
KITCHEN & BATHS

Kitchen & Bath Renovations • Custom Design Cabinetry
Since 1976

Not Just Kitchens

Let Designers Plus add beauty and function to every room in your home.

Entertainment Room • Home Office
Library • Butler's Pantry
Bedrooms • Bathrooms
Walk-in Closets • Laundry Room

Visit Our Showroom at
35 Cedar Pointe Drive, Unit 33, Barrie
Ph: (705) 726-9861



Thinking of Buying or Selling?

I can help take the weight off your shoulders!

Buying or selling your home is one of the biggest decisions you'll make in your lifetime. Let me help by taking care of the details so you can relax and enjoy the experience. You can count on honest, professional, energetic and caring service and advice before, during and after the sale!

Put the energy of *Dorothy* to work for you!

Dorothy Slocum
Sales Representative
Direct: **705-718-4394**
dslocum@royallepage.ca
www.royallepage.ca/theresnoplacelikehome
There's no place like home!

ROYAL LEPAGE
FIRST CONTACT REALTY INC., BROKERAGE
Independently Owned & Operated
299 Lakeshore Dr., Barrie
1-877-728-4067 • 705-728-4067

A Holiday Gift Idea!

Custom Closets, Garage Cabinets, Home Offices and more...

$150 Off *plus* Free Installation

$150 off any order of $1000 or more. $100 off any order of $700 or more. Not valid with any other offer. Free installation with any complete unit order of $500 or more. With incoming order, at time of purchase only.

Most Credit Cards Accepted. Licensed, Bonded and Insured.

Call for a free in home design consultation and estimate

705-727-1100 OH **800-293-3744**

www.closetsbydesign.ca

2009 © All Rights Reserved. Closets by Design, Inc..

Closets byDesign®





Investing the time, talent and resources your home deserves.

Whether it's a luxury estate, or a century home, or a family starter in a city neighbourhood, we'll show your home in its best possible light.

We take the time to stage, photograph and present your home with marketing that sets the standard for real estate sales in Simcoe County and beyond.

Every home is different, so we tailor our marketing to reach the right buyers. It's a true team approach to selling your home, and our results show it works.

And if you're looking for your next property, we offer the expertise, experience, and meticulous research skills of Broker Veronika Armstrong, so that you can make the most informed decision possible.

Pride and professionalism. Every client, every home.

The Chilton Team

2007 DIAMOND AWARD 2008 / 2009

ROYAL LEPAGE
FIRST CONTACT REALTY
Brokerage Independently Owned & Operated

THE CHILTON TEAM

www.annechilton.com

705.728.8800 • Direct: 705.835.0058

Susan Office Administrator
Anne Chilton Sales Representative
Veronika Armstrong Broker
Joan Presentation Designer

HOW TO STAY WORRY-FREE WHILE AWAY

BY JIM FOX

Are you leaving your home for any length of time this year? Perhaps you are closing your vacation home for the season. Whether you are leaving for a week or several months, your home should be left secure, inside and out.

Rob Thorburn, Executive Vice-President of Huronia Alarms, provides individualized security systems for his clientele while they're enjoying the warmth down south or at a second home. Thorburn's firm provides blanket security protection 24/7, all-year-round.

When posed with a series of questions every homeowner tends to ask, Thorburn's answers are unequivocal. Should I keep my driveway shoveled? "Yes." Should I turn off the water? "Yes – as much because of pipe fatigue as for the fear of freezing." Should I turn off my heat? "No, best to install a Low Temperature Sensor to monitor the ambient temperature of the house and if the furnace fails, the client is notified of the low temperature." Should I have my mail picked up? "Yes." What should I do about the car I leave behind? "Park it in your locked garage."

Thorburn believes there is a separate solution for each customer because not everyone's security needs are the same. "Our aim is to talk to people and educate them about what package will best suit their needs."

What's surprising is that Thorburn's company provides more security from flooded basements and furnace failures than from burglary. Whether you hire professionals or provide your own home security, there's a number of ways to eliminate the possibility of returning to a tragic disaster. Here are some of the ways suggested by the editors of Consumer Guide and the Canadian Snowbird Association.

Plan to "burglarize" yourself. You'll discover any weakness in your security system that may have escaped your notice.

A spring latch lock is easy prey for burglars who are experts at slipping a plastic credit card against the latch tongue to depress it and unlock the door. A deadbolt defies this attack. It is only vulnerable when there is enough space between the door and its frame to let the intruder use power tools or a hacksaw.

Burglar proof your glass patio doors by setting a pipe or metal bar, the same length of the track, in the middle bottom track of the door slide.

Before turning your house key over to a house cleaner, make sure the person is reputable. Check all references thoroughly. If the cleaner is from a firm, call your local Better Business Bureau to check on the company's reputation.

Don't leave notes for service people or family members on the door. These act as a welcome mat to intruders.

If entrances to your home are dark, install lighting with an infrared or motion detector. Thieves don't want to be observed in the act.

Continued on page 50

Parkbridge LIFESTYLE COMMUNITIES INC.

Luxury Waterside *Bungalows & Townhomes*
Overlooking *Penetanguishene Harbour*

TOWNS

DETACHED

Three level townhomes with lower level walkouts starting at
$229,900

6 Floorplans Available

Detached Bungalows & Bungalows with Loft starting at
$189,900

- Acres of meticulously landscaped grounds and breathtaking panoramic views of Penetanguishene Harbour play host to the rare lifestyle Community of The Village at Bay Moorings
- Residential Land Lease with Care Free Maintenance Program including inground heated pool, tennis courts, health spa and fitness centre and discounted amenities at Bay Moorings Marina, a full-service marine facility.
- Designated Greenbelt and Nature trails throughout, ideal for biking, jogging or sunset walks.

Parkbridge
Leading the way in Canadian Lifestyle Communities

The Village at Bay Moorings

Sales & Design Centre
705.549.1818
info@thevillageatbaymoorings.com
www.thevillageatbaymoorings.com
Two NEW Model Homes now available for viewing
11-5 Monday-Friday, Saturday & Sunday 11-4
at 3 Grew Circle (Directly across from 200 Fox Street) Penetanguishene

Ask neighbours to keep in touch with you if they notice suspicious people or unfamiliar cars lurking about your home.

Have neighbours use your garbage cans when you're on vacation so your absence won't be so evident.

Trees located near windows or shrubbery that might shield a burglar from view can be a major flaw in your home protection plan. Consider restructuring your landscaping plans to meet your home protection needs.

Garages present special challenges for security. Frost or cover your garage windows so intruders won't be able to tell if your car is gone. Keep your garage door locked and closed even when your car is not in the garage. To prevent an intruder from entering your house through your attached garage, tighten a C-clamp on the track next to the roller. Be sure to remove all automatic garage door openers from vehicles left at your home during your absence.

To protect valuables, store them in a safety-deposit box offsite or in a secure fireproof home safe that is too heavy to be moved. Avoid hiding small valuables in obvious places such as mattresses, drawers, behind pictures, inside figurines and under carpets. Many police departments offer the use of an engraving tool to mark a code number that will identify valuables in case of theft.

Finally, burglars always look for signs that a house is uninhabited. The longer your house is empty, the more vulnerable it becomes. So, if you're traveling to warmer climes this winter, maintain an air of normalcy by keeping your driveway shoveled, rerouting mail delivery and canceling newspaper delivery. Likewise, use timers to switch on lights, heat and radios while you're away.

Follow these tips and your trip or extended absence will be worry-free and your return a happy one. OH

plumbtech
PLUMBING INC
FULL SERVICE PLUMBING CONTRACTOR
COMPLETE BATHROOM RENOVATIONS
Experienced Installation of Domestic & Imported Faucets & Fixtures
Fully Licensed & Insured
Free Estimates • Seniors Discount • Visa • Mastercard
MOEN
Buy it for looks. Buy it for life.®
24 Ferndale Dr. N., Barrie, ON L4N 9V4
705 722-7209

Security
Fire Prevention
Cabling
Monitoring
A/V
HURONIA ALARMS
ALWAYS THERE
705-792-9311 1-888-363-9311
www.huroniaalarms.com

EcoRefinish your old countertop, cabinets or tile backsplash
- Sprays on your existing surfaces
- Waterborne environmentally friendly
- 5 Year residential warranty on the finish!
- Over 30 beautiful durable colours
- A fraction of the price of replacing
- Completed in a day
ecocountertops
Reface! Don't replace!
705.345.3102
barrie@ecocountertops.ca
www.ecocountertops.ca

GREAT NORTHERN INSULATION
Seasons change...

...Home comfort shouldn't.
ENERGY STAR HIGH EFFICIENCY HAUTE EFFICACITÉ
An **energy-efficient** home increases **comfort** and **saves** you money year-round. Let **GNI** show you how.
1-800-265-1914
www.gni.ca
HOLMES foam masters

Art adds pleasure, charm, style and inspiration to our lives and our homes. This issue, we take you on a tour of local galleries and introduce you to the people who support and facilitate art, culture and diversity in our neighbourhoods. Discover a piece of original art that will look fabulous in your home. PHOTOGRAPHY BY BONNIE FOX

Lucie Jones

ARABESQUE RESTAURANT

In the heart of downtown Barrie you will find the Arabesque Restaurant, a unique environment with delicious Middle Eastern Food and lively staff. Arabesque art shows run seven days a week, featuring local and internationally renowned artists, photographers and carvers.

Sandra Fraser, Curator
Carolyn Bell Farrell,
Executive Director

MACLAREN ART CENTRE

The MacLaren Art Centre in Barrie is Simcoe County's public art gallery and draws 40,000 visitors annually – including 16,000 children and youth – for its exhibitions, classes, lectures, tours and special events. Located in downtown Barrie, the MacLaren is a cultural and architectural landmark in this region, attracting tourists from across the province.

Luba Huzan

COLDWATER GALLERY

Local galleries add a much needed cultural dimension to small communities that are often heavily sports oriented. Well conceived and crafted artworks, whether they are two or three dimensional, have a huge psychological influence on a person's emotional well-being, and on their perception of the world around them. When local galleries flourish, communities and businesses around them prosper, as people become more aware of the benefits of looking at life from a creative perspective.

Ellen Soloy

RIDGE WEST GALLERY

Ridge West Gallery has the great pleasure and profound privilege to focus on artists who live in Oro-Medonte and Simcoe County. These talented artists are your neighbours. It is Ridge West's pleasure to introduce you to the incredible art they create in the form of painting, mixed media, glass, metal, stone sculpture and jewelry. Experience local art in an intimate oasis.

Continued on page 54

Erin Burrows

PAINTERS HALL

It's important to support local galleries as it gives a venue for new, established and up-and-coming artists to show their work. Not only is it important for the artists, but it also shows the public the different themes and mediums that are used in the works involved. The general public needs to understand that all mediums are beautiful and tell a story or theme in their own right. Local galleries that showcase art and the artists enable the mindset to move forward and evolve. Galleries play an important role in this transition.

Shaaron Hayman-Howard, President
Carol Mueller, Vice President
Paul Smith, Member and Artist

BARRIE ART CLUB

In 1949 a group of artists from Barrie got together and started the Barrie Art Club. Here we are in 2009, celebrating our Diamond Jubilee with 200 members. The BAC, along with Barrie Kiwanis, started Kempenfest 39 years ago. If you are looking for fine art please visit our gallery or our website.

Rudi Quammie Williams,
City of Barrie Director of Cultural Development

CITY OF BARRIE ROTUNDA

Money spent on the arts in our home community helps boost our local economy, create prosperity amongst artists and the participants in complementary sectors such as restaurant, hospitality and retail. Supporting local artists also contributes to keeping them home. A community that has thriving arts and culture will attract much needed professionals in the underserved fields such as medicine, engineering, law and others. Quality of life is greatly enhanced by arts and culture. Arts have been found to be stimulating for the human brain. Studies have shown the positive effects of arts education and participation on school-aged children. Supporting the local arts community increases the opportunity for students to experience quality teachers and for greater numbers of them to be turned on by arts.

Xavier Fernandes

ZEPHYR ART GALLERY

It is wonderfully satisfying to invest in original artwork that speaks to you and that means something to you personally; to have the opportunity to meet the artist who created the piece and find out what inspired them; to display it in your home or office and enjoy its presence every day. Purchasing from local artists supports the creative arts in your community, encouraging further creative expression and development. Zephyr Art Gallery in Orillia has been providing the community with local artwork for the past nine years. **OH**

>> SOURCE IT

A MISCELLANY OF THE NEW, NEAT, UNIQUE, AND FABULOUS IN BARRIE AND THE SURROUNDING AREA

LABAR SALES & DISTRIBUTION

Labar Sales and Distribution Ltd. was established in 1986 by Larry and Barbara McDonald and Scott Jolliffe in a market that was seemingly saturated at the time.

We knew that by providing excellent service, quality products, combined with superior product knowledge, we could succeed.

Since that time we have grown into a major supplier of household paints, lacquers and stain. We are experts at matching for woodworking manufacturers, industrial plant and heavy duty equipment, as well as unique stains and finishes for the log home market and more.

We have recently established a decorating department featuring blinds, shutters, custom drapery and bedding, headed by well known and respected Carole Wines, former owner of Fabric and Drapery Mill Outlet.

We will be featuring products from leading manufacturers including Maxxmar, Hunter Douglas, Levolor and many major fabric suppliers.

Visit us at our showroom. Our goal is to make you feel confident and comfortable in your buying decisions.

94 Tiffin St., Barrie, 705.726.1423 *(Please see ad on page 28)*

RAFTERS LIVING LIGHTING HOME DÉCOR – BARRIE'S #1 INDEPENDENT LIGHTING STORE

Come on in and check us out. First and foremost, we are a lighting store. We work closely with contractors and designers. Our customers are Number One and customer service is our Number One priority. Friendly, knowledgeable staff add to a pleasant shopping experience by helping our customers find the right items tailored to their budget. We live and work in Barrie and are proud to serve the people who reside in Barrie and area.

It may be a single table lamp or a total house package. We provide a range of products from the traditional, through transitional to contemporary. In addition, we have a library of ever changing catalogues from suppliers that you can browse through at your leisure. Our suppliers include names such as Kichler, Quoizel, Murray Feiss, Artcraft, Monte Carlo, Casablanca, Snoc and many more to enable a choice for every taste.

But, we have more. We complement our lighting with a large selection of home décor, furniture accent pieces, mirrors, prints, and unique kitchen accessories. A great shopping experience for your home or gifts for family and friends.

42 Caplan Ave., Barrie, 705.721.9854 *(Please see ad on page 15)*

TERRI CLARK INTERIORS

Beautiful interiors begin with help from a talented professional. Terri Clark, of Terri Clark Interiors, has been applying creative and technical solutions for clients for over 10 years, transforming homes into functional havens with style that enhances quality of life.

Terri offers whole-home solutions, from colour coordination, drapery, upholstery, custom furniture, custom trim, wallpaper and accessories. "Whatever your needs are, we can help." Terri will design and complete just one room or an entire home with the same expert attention to quality and detail.

Using products sourced throughout Canada and abroad, Terri works with clients to satisfy their needs, using available resources.

Terri's work is well-known, showcased in publications including OUR HOMES magazine. Her clients love her work and refer Clark to both friends and acquaintances.

If you're ready to transform your home, contact Terri Clark Interiors for a free consultation.

705.722.7664 *(Please see ad on page 35)*

REUSING HOME SURFACES WITH GREEN PRODUCTS

EcoRefinishers has been giving customers a cost effective alternative to replacing laminate countertops using durable low VOC coatings since 2006. Our trained technicians can come into your home, cover all surrounding surfaces, and leave about 4 hours later, leaving nothing behind but a beautiful new kitchen or bathroom done in your choice of 40 colours. Generally less than half the cost of a replacement, we offer a 5-year warranty and the surface is repairable if it gets damaged. We have recently added an instantly cured seal coat so that the surface is fully cured and ready for immediate use when we are done.

As our customers have become more aware of the damage to our environment by the needless manufacturing of replacement items for the home and the toxins that end up in the landfill sites from building supplies, they have asked us about doing other surfaces in their homes. EcoRefinishers now refaces cabinets, tile backsplashes, bathtubs and tiles and will be adding services for other surfaces in the future.

EcoRefinishers is based in Simcoe County and has established 11 dealers across Canada. For a no obligation quote, call a member of this family run business.

EcoRefinishers, 705.345.3102, www.EcoRefinishers.com *(Please see ad on page 51)*

COLDWATER GALLERY
LHD Tapis
EXQUISITE FINE ART & EXCEPTIONAL CUSTOM CARPETING
14 COLDWATER RD. BOX 305 COLDWATER ON L0K 1E0 (705) 686-3035
www.coldwatergallery.com www.lhdtapis.com
Complete your unique interior with original art and an exclusive custom area rug that compliment the colours and design sense for your home or office.

RIDGE WEST
a gallery of art and sculpture
Indulge your Senses
Hosts: Ellen & Gord Soloy
Hours: Wed. - Sat. 10-5pm
www.ridgewest.ca

The Barrie Art Club
Celebrating 60 Years
Our 200+ members come from all walks of life. There are career people, retirees, hobby-ists and those looking for social interaction through art.
The club is open Tuesday to Saturday, from 10 am-3 pm.
Purchase unique and original art for your home or office at affordable prices.
Call us today for more information or to book your appointment.
Barrie Art Club
304 Dunlop St., W.
(705) 726-0215
www.barrieartclub.com
Christmas Show & Sale November 22 - 9am start

where are your fondest photographic memories?
Special people and events shape our lives. Are photos of your loved ones and special moments – weddings, retirements, birthdays, projects, pets, passings – in a box in the basement? Artist Mark Adams will bring your treasured photos to life. Created digitally, your Tribute can be printed at any size and quantity to enjoy and share. Go to www.artceterainc.com/Tributes or phone 705-792-0193 to learn more.
Tributes
the art of your life

COUNTDOWN TO RENOVATIONS

BY IRENE TURNBULL

If you're one of the 70 per cent of Canadian homeowners who plan to renovate your home over the next year, you'll be pleased to learn that this is a perfect time to prepare for a successful 2010 project. Paying attention to the seasonal demands can give you a unique opportunity to assess your needs from a truly hands on perspective. Understanding how you function best in your space is an important step for creating homes that feel good.

Whether you want to improve your lifestyle with altered space or protect your investment with efficient upgrades, large or small, all renovations demand a special kind of tolerance. Remodeling demands a new level of awareness and patience, particularly if you are choosing to live in your home during the process. Privacy is often compromised and undoubtedly, you will be inconvenienced more often than you might imagine. However, for those who can weather the challenges, the rewards can be outstanding. The key to achieving your dream home will be careful advanced planning and management. Here are some guidelines.

STEP 1 – Get Real

Clearly Define Your Objectives And Budget Expectations

Get clear about what you want to achieve with your reno in terms of outcome and the real dollars you have to invest. This will help you and your team focus on achievable goals to ensure a high degree of success.

STEP 2 – Create Your Plan

Consult Professionals – Be Informed From The Start

Your home is comprised of an interconnected network of systems that work together, many of which are inconveniently out of eyesight. A qualified designer and contractor will work together to help you assess your situation and plan your project based upon your existing structure, consulting with additional professionals as required to create your plan. Take the time to explore options and ensure that you are comfortable with the final plans. Changes are easy to make on paper.

STEP 3 – Prepare A Budget Based On Your Plan

Make Sure Your Funding Is In Place

You will need two budgets: one for contractor labour and materials and one for finishing materials. This is a bit of a "chicken and egg" situation since product choice will greatly impact cost. The most important objective is to ensure that product selections provide the best performance over time while fitting into your budget. Your design professional can be invaluable. You don't need to make the actual product selections at this time, but you need to know the categories and price range you will be selecting from. Make allowances for flooring, cabinetry, bathroom fixtures etc., based on your expectations.

STEP 4 – Plan For The Unexpected

While your contractor may be able to assess and predict potential problem areas, without an x-ray camera there's no way to know for sure what treasures wait to be discovered once tear-out begins. It's wise to prepare for the unexpected with a contingency budget of 10 to 20 per cent, especially in older homes where plumbing and electrical may need to be upgraded.

STEP 5 – Preparation Of Permit Application & Drawings – And Contractor Insurance Documents

Depending upon the size and scope of your project, the permit process after application can take anywhere from two to six weeks. In the meantime you will need to make sure your design and contractor team has proper proof of insurance.

STEP 6 – Select And Confirm Specialty Contractors

Kitchen, Bathrooms And Other Cabinetry

Select specialty suppliers, choose appliances, confirm design choices and book deliveries. Kitchens usually require five to six weeks lead-time for production. Immediately choose countertops, sinks, faucets and accessories.

STEP 7 – Finalize All Finishing Materials And Supplies

Make final product selections and check availability of supply and delivery times to ensure they arrive when required.

For information about Irene Turnbull's upcoming workshops & seminars, please go to: www.turnbullinteriors.com and click on Heart of Home Series.

Sweet Dreams IN FUN KIDS' BEDROOMS

BY HEATHER SMILLIE // PHOTOGRAPHY BY SANDY MACKAY

The majority of us strive to make our home a decorating masterpiece and a reflection of ourselves, weighing each decision to ensure the look we are creating is as close to our dream home as possible. But when it comes to our kids' rooms, the rules can be thrown out the window and it's time to have some fun!

However, there is still the little matter of function over form, and decorating the room with the involvement of your child can be an opportunity to teach them about the importance of realistic and functional design.

Allowing your child self expression in the decorating of their room is a great chance for them to show off their personality, and allows you another way of getting to know them as they grow. As with anything in life, there will always be limitations to how far they can go in creating their dream space and it is up to you to set clear parameters for them. If they are cast as the interior decorator, you are the project manager.

Most people find the most difficult part of design is where to start, and this can be particularly difficult with a child, so you better go into it with a game plan.

Before even telling them you are going to decorate their room, have them work through some exercises to focus their thoughts and narrow down the wide field of possibilities.

Depending on their age, this can be done in a variety of ways:

- Have your child flip through pictures in magazines and select their favourite ideas.
- Have them write a top 5 list of their favourite things.
- Draw their room layout and have them place furniture and add colour.
- Go to a paint store and let them select 5 to 8 colours they like (to be narrowed down).

Let your child's creative juices flow, but explain that this is the brainstorming phase of the project. If an idea or an interest comes to the surface as a possible theme, explore it with them, making sure it has the staying power you want and is not just a passing interest.

Top theme rooms for boys:
1. Sports
2. Automotive
3. Action Heroes

Top theme rooms for girls:
1. Princess
2. Butterflies
3. Flowers

When it comes to theme rooms, the advice is to go for it! The fun part is in the executing of your theme and having fun with how it can be applied to the walls, linens, lighting, windows and floors. If you're going for a princess theme, you must have a hanging chandelier, layered linens, ribbons, soft lighting and tons of pillows. A Nascar-themed room should have tires hung on the walls for storage and tool benches for dressers, racing stripes painted on the walls, and rubber mats on the floor. The more creative the room the more your child will love it and the longer it will last.



TRENDS:

- Pint-sized, modern furnishings
- Multi-functional furniture with extra sleeping or storage capabilities
- Cribs that grow with your child and configure into a daybed or full-sized bed

TIPS FOR CREATING A FUNCTIONAL AND PRACTICAL SPACE:

- Use black-out blinds for windows (helps child sleep through daylight savings).
- Make sure all your bases are covered in terms of lighting your room properly. This includes functional task lighting and general lighting.
- Go for resilient flooring with great kid-inspired colours and patterns. They are easy to clean.
- Benjamin Moore's Aura paint line is VOC free and a healthier choice for a child's room.

TIPS FOR CREATING A FUN SPACE:

- Add ribbons to ready-made curtains to customize them.
- Use peel and stick wall tattoos.
- Carpeting with pattern and texture adds design to your floors, but keep the pile low for longer wear.
- Use wallpaper on a focal wall or in a panel detail.
- Use real sporting equipment in unexpected ways. Face shelves with skis or hockey sticks, strategically place shadow boxes full of pucks, tennis or golf balls and hang a basketball net over the dirty clothes bin.
- Paint, paint, paint! Nothing gives more impact than painting your walls. Have fun with stripes, circles, strong focal walls, geometrics and murals.

Always remember to HAVE FUN! OH

BY MARIA DASILVA // PHOTOGRAPHY BY SCOTT HUNTER

ROASTED GARLIC SHRIMP COCKTAIL *with 3 Dipping Sauces*

Shrimp Cocktail is a classic holiday entertaining hors d'oeuvre and a favourite for many. This year, instead of opting for the frozen ring variety from the local grocery store, try your hand at making your own from start to finish. Rather than water-logged shrimp and pale-tasting sauce, wow your guests with plump, sweet garlicky roasted shrimp and a choice of three cocktail sauces, each bursting with unique flavour. Serve the shrimp warm or chilled with your choice of sauce – or all three sauces and let guests decide for themselves.

For small parties, shot glasses with a spoonful of sauce and a shrimp each make an interesting and novel presentation. For larger groups, a platter and bowls for the sauce will do just as well. Be sure to set out an empty bowl for people to place their shrimp tails, better there than in your planters! Increase the recipe amounts as needed to suit the crowd. Happy Holidays!

TO PREPARE THE SHRIMP:

Toss 2 lb large deveined shrimp, with tails left on, with 2 tbsp olive oil, 2 cloves minced garlic, 1/2 tsp salt and 1/4 tsp pepper. Spread shrimp in single layer on a foil-lined baking sheet. Roast in 450°F oven for three minutes. Turn each shrimp over and roast for an additional two-to-three minutes, until shrimp are opaque and firm. Transfer to serving platter. Refrigerate until thoroughly chilled, if desired.

BASIC COCKTAIL SAUCE:

Stir Together:

1/2 cup ketchup

2 tbsp horseradish

2 tbsp lemon juice

2 tsp Worcestershire sauce

Pinch of salt

Serve with shrimp. Makes about 1 cup.

CHILI LIME COCKTAIL SAUCE:

Stir Together:

1/4 cup ketchup

1/4 cup chili sauce

2 tbsp lime juice

1 tbsp horseradish

1/2 to 1 seeded and minced jalapeno pepper

1 tbsp finely diced red onion

1 tsp ground coriander and a pinch of salt

Serve with shrimp. Makes about 1 cup.

OLIVE PAPRIKA COCKTAIL SAUCE:

Stir together:

1/2 cup ketchup

2 tbsp finely chopped green olives

1 tsp grated lemon zest

2 tbsp lemon juice

1 tbsp mayonnaise

1 tbsp chopped parsley

1 tsp smoked paprika

1 tsp Worcestershire sauce and a pinch of salt

Serve with shrimp. Makes about 1 cup. OH

OUR HOMES attracts the area's finest businesses to advertise in our pages. Since our first issue, more than 400 companies have utilized our unparalleled distribution and coffee-table appeal to market their products and services. Now we're making it easier than ever for you, our readers, to become educated as you plan your home- and real estate-related purchasing decisions. The listings below are organized alphabetically by industry.

APPLIANCES
TA APPLIANCE *Page 3*

ARCHITECTURE
THE DESIGN HOUSE ARCHITECTURE *Page 33*

ART GALLERIES
COLDWATER GALLERY/LHD TAPIS *Page 57*
RIDGE WEST *Page 57*
THE BARRIE ART CLUB *Page 57*

ARTS & CULTURE
THE CITY OF BARRIE *Page 34*

AUDIO VIDEO
HURONIA ALARMS *Page 51*

BUILDERS
A.N.T. CONSTRUCTION *Page 45*
DARLINGHURST CONSTRUCTION *Page 32*
THE VILLAGE AT BAY MOORINGS *Page 49*

BUILDING SUPPLIES
GP MASONRY & LANDSCAPING SUPPLIES *Page 11*

CABINETS & WOODWORKING
BATEMAN CUSTOM FURNITURE & CABINETRY *Page 65*
PERKINSFIELD KITCHEN & BATH *Page 5*
WYEWOOD CUSTOM CABINETS *Page 35*

CLOSETS
CLOSETS BY DESIGN *Page 46*

COUNTERTOPS/GRANITE & STONE
DI PIETRA DESIGN *Page 13*
ECO COUNTERTOPS *Page 51, 56*

FLOORING
A GALLERY OF FLOORS *Page 4*
DESERT TILE *Page 17*

FURNITURE & HOME DÉCOR
ABODA DECOR *Page 6*
BACK IN THYME *Page 17*
BATEMAN CUSTOM FURNITURE & CABINETRY *Page 65*
HERITAGE HOMESTEAD *Page 17*
HOMECOMING *Page 35*
LA MOQUETTE *Page 17*
RAFTERS/LIVING LIGHTING *Page 15, 56*
SATURDAY AFTERNOONS HOME STORE *Page 12*
SEASONS *Page 35*
SIMPLY COUNTRY *Page 28*
THE OLDE COTTAGE STORE *Page 5*

GEOTHERMAL
NOTTAWASAGA MECHANICAL *Page 32*

GLASS DESIGN
SGO DESIGNER GLASS *Page 12*

GRAPHIC ARTISTS
ARTCETERA CREATIVE RESOURCE *Page 57*

HEATING & AIR CONDITIONING
NOTTAWASAGA MECHANICAL *Page 32*

HOME ENTERTAINMENT
SANDERS PRO *Page 29*

HOME IMPROVEMENTS
A GALLERY OF RENOVATIONS *Page 4*
DARLINGHURST CONSTRUCTION *Page 32*
ECO COUNTERTOPS *Page 51, 56*
GREAT NORTHERN INSULATION *Page 51*

HOME SECURITY
HURONIA ALARMS *Page 51*

HOT TUBS
BEACHCOMBER HOT TUBS *Page 14*

HOUSEHOLD CLEANING PRODUCTS
WINNING BRANDS *Page 2*

INSULATION
GREAT NORTHERN INSULATION *Page 51*

INTERIOR DECORATING
CYNDIE JEROME DESIGN *Page 29*
FOXGLOVE INTERIORS *Page 29*
LA MOQUETTE *Page 17*
TERRI CLARK INTERIORS *Page 35, 56*
TURNBULL INTERIORS *Page 67*

KITCHEN AND BATH
A GALLERY OF RENOVATIONS *Page 4*
DESIGNERS PLUS KITCHEN & BATHS *Page 45*
PERKINSFIELD KITCHEN & BATH *Page 5*

LENDING
DOMINION LENDING CENTRES *Page 33*

LIGHTING
RAFTERS/LIVING LIGHTING *Page 15, 56*

NEW HOMES COMMUNITIES
THE VILLAGE AT BAY MOORINGS *Page 49*

PAINTING & DECORATING
BENJAMIN MOORE *Page 44*
LABAR SALES *Page 28, 56*

PLUMBING
PLUMBTECH PLUMBING INC. *Page 51*

REAL ESTATE
ROYAL LEPAGE – ANNE CHILTON *Page 47*
ROYAL LEPAGE – DOROTHY SLOCUM *Page 46*

ROOFING
ONTARIO SHAKE N' TILE *Page 68*

SAUNAS
SAUNA RAY *Page 9*

WINDOWS & DOORS
DECOLA WINDOWS & DOORS *Page 65*
KEMPENFELT WINDOWS & DOORS *Page 7*

OUR HOMES is committed to ensuring the businesses above appear under the correct headings. To make a correction, or to have your business listed under more than one heading, please email us at jjefferson@ourhomesmagazine.com. To have your business listed in our Home Resource Directory, call us to advertise at 705-429-4479.

how to SET A TABLE

PHOTOGRAPHY BY BONNIE FOX // ILLUSTRATIONS BY KIRK ESTIN

A satisfying and memorable meal begins with a beautiful table, set just the right way.

Everyday meals require simple place settings. Use your very best China, glassware and flatware for Sunday dinners, special parties and holiday gatherings.

Placemats are appropriate for everyday meals. Table runners work for informal meals, but always use a tablecloth for formal dinners.

Finish your table with flair using a fabulous centerpiece, candles and accents that match your colour palette, occasion or party theme.

OUR HOMES shows you the finer points of setting a table.

Continued on page 66

30 Years of Superior Canadian Craftsmanship

Bateman
Custom Furniture & Cabinetry

73 Morrow Rd.
Barrie, Ontario L4N 3V7

705-722-7775
batemanfurniture@bellnet.ca
www.batemanfurniture.ca

Branding Integrity!

Ostaco
WINDOWS & DOORS

Rest assured, when you choose an Ostaco window or door, you will have a lifetime product that functions perfectly and meets your every expectation.

Ostaco – Building EnerSensibility in any Colour, Shape or Size

DECOLA
WINDOWS + DOORS

SHOWROOM: 41 Commerce Park Drive, Barrie
705-725-8111 | www.decola.ca







(1) EVERYDAY PLACE SETTING

a. Dinner Plate
b. Bread Plate and Knife
c. Fork
d. Knife
e. Spoon
f. Napkin (beside fork or on plate)
g. Water Glass

(2) SPECIAL INFORMAL GATHERINGS

Add:

h. Salad Plate
i. Wine Glass (red or white)
j. Coffee or Tea
k. Salad Fork
l. Soup or Fruit Spoon

(3) FORMAL
When You Want To Celebrate And Impress Your Guests

Add:

m. Fish Knife (if serving fish)
n. Fish Fork (if serving shellfish)
o. Oyster Fork
p. Champagne Glass (to the right of Water Glass)
q. Sherry Glass (to the right of wine glass)

Remember:

- Always place utensils in the order of use, from the outside in.
- Knife blades are placed with cutting edge toward the plate.
- Dessert spoons and forks are brought in just before dessert is served.

Make every meal special with delicious food and great company. OH

When you want to Love your Space...

Dave & Patty Wainwright

"Irene has a knack of drawing out our feelings and likes. With her amazing team, she put together a room that gives us the warm cozy feeling we were looking for. Through conversations with both of us, Irene was able to determine the colours and styles we preferred so we would feel calm and relaxed in our new space."

John, Tanya, Braydon and Ashton Drake

"Irene worked with us to transform the interior of our new house into a home that is comforting and a true reflection of our style. She took the time to consult with us and displayed a genuine interest in our family's preferences. Irene was able to meet our tight timelines. She has ensured that our new house truly feels like home to our whole family."

Linda & Bil Hutton

"Initially we were hesitant to contact an Interior Designer because we wanted our home to reflect our tastes and not someone else's. Contacting Turnbull Interiors was the best thing we could have done. They transformed our ideas into reality and turned our house into our home."

Dr. David & Karen Tisch

"At our office Irene was able to give our tired reception area a new brighter, timeless look that both our staff and patients enjoy. It looks amazing. At home she helped us turn our living room into a warm, inviting and luxurious space. Irene listens to what you want, teaches you how to make decisions and is able to translate this into a beautiful reality."

Irene Turnbull delivers *"the real thing"* with award-winning interior design and decorating since 1988.

Get Real with your Decorating

You're invited to receive a free copy of "The Secret of Great Decorating" at **www.turnbullinteriors.com**

You Know It when you Feel It!

Irene Turnbull
Interior Decorator/Designer,
Author, Feng Shui Consultant
Immediate Past Chair, CDECA

CDECA Canadian Decorators' Association

1988 TURNBULL INTERIORS 21 Years of Excellence 2009

Turnbull Interiors
QUALITY DISTINCTION SATISFACTION

Visit us at our Showroom at 565 Bryne Drive, Barrie
website: www.turnbullinteriors.com
Phone: (705) 722-9934

NEVER RE-ROOF AGAIN.

Protect your home with Ontario's best cool metal roof!

No more wind blown shingles in your driveway and yard.

Protect against wind, rain, snow and moss.

Increase the value of your home, and beautify your property.

The beauty of wood, the strength of steel

BIG NEWS!
The Home Renovation Tax Credit

This allows homeowners to claim a credit of up to $1350 on qualified home improvements. We will match our government's incentive, to keep our crews working and our volume up we will offer $1350 off of the contract price! Combined with the HRTC that is a total savings of $2700! It's never been easier to own an Ontario Shake N' Tile roof!
Please Quote Promo-Code: HRTC-03

ONTARIO INC.
SHAKE N' TILE
START WITH THE TOP

CALL TOLL FREE 1-888-271-7119
ROOFONTARIO.COM

energy star

BASF
The Chemical Company