








Lidia van Zyl's refined, rustic living space has 20-foot ceilings and beams from an old Coldwater barn. The entire room painted Gray Mist, by Benjamin Moore, is neutral, natural, comfortable and inviting.



# PASTORAL *perfection*

BY KATHLEEN DUNCAN  
PHOTOGRAPHY BY SANDY MACKAY

Given the vast, open spaces of her South African homeland, it is perhaps not surprising to see Lidia van Zyl's smile as she gazes across the gently rolling hills behind her new Innisfil home.

Continued on page 31





**LEFT:** The main-floor powder room has the words “Eau De Toilette” etched in frosted glass. **BOTTOM:** Lidia (centre) worked closely with master carpenter Andrew Hough of Loyalist Woodworking Co. (left) and Custom Builder John Raimondi of Meridian Design Build Inc. (right). Sheba is the family’s beloved pet. **OPPOSITE TOP RIGHT:** A painted wine jug holds branches decorated with baubles and birds. Hats line the wall above a vintage chest of drawers. **OPPOSITE TOP LEFT:** The basement bar was crafted by Andrew Hough using barnboard. The stone wall gives it an old-world glow. **OPPOSITE BOTTOM:** An organically set table has a linen runner, white dishes, silver cutlery, linen-wrapped wine bottles and white roses.



“I love to wake up and look at the horses in the fields with the sun coming up behind them,” says the designer and owner of **LVZ Design**, who has been practicing her craft in Ontario since 2004. “There were many lots available, but I wanted no trees. You can see so far – I love that.”

The line between inside and outside is blurred, with the great room’s many windows and french doors opening to a back patio that transitions seamlessly to lawn, meadow and farm fields. The natural materials and colours of the interior furnishings and finishes further the illusion. At one end of the room – under the 20-foot ceiling that peaks above exposed timber beams – is a hand-hewn mantel and stone fireplace crafted by **Andrew Hough** of **Loyalist Woodworking Inc.**

“He’s really good with scale,” comments van Zyl, who appreciated Hough taking time out to fashion a wooden South Africa flag for her husband’s birthday. “It has been a delight to work with Andrew. The man knows his stuff.” *Continued on page 33*







**ABOVE:** Stainless steel counters flank the gas stove in the kitchen.  
**TOP RIGHT:** Lidia incorporated a found apple ladder into her exquisite, practical kitchen design.  
**RIGHT:** The laundry room has rugged stone floors, stainless counters and a shelving unit filled with cherished, well-used kitchen must-haves.



**ABOVE:** Nothing in the kitchen is arbitrary. Lidia designed a beautiful kitchen where her family can gather and enjoy their meals. Cake from Holly's Sweets & Eats.

Hough was also responsible for the off-white kitchen cabinetry at the other end of the room that cradles a massive island topped by a white and grey calacatta marble slab with a leathered finish from **Northern Granite Works**.

"I like to mix the rustic and the refined," says the self-admitted antique and pawn shop aficionado, looking at the unpainted wooden ladder she incorporated into her kitchen design after discovering it leaning against a tree on a farm. A glance around also picks up the burlap runner on her elegant dining-room table, and the bar-stool seats made of reclaimed wood

resting on the pristine six-inch fumed oak planks from **Majestic North Floors Inc.** "I also prefer a natural colour scheme."

Lidia's husband, Dr. Leendert van Zyl, is a family physician with an office in Barrie. When at home, he can often be found in the back yard tending a bonfire, or relaxing in the theatre room. His home-office walls, painted in Benjamin Moore Baby Seal Black, look more like draped fabric thanks to the ribbons of light exploding from the unique basket light fixture hanging from the centre of the ceiling. A cowhide on the floor below adds yet another paradoxical juxtaposition. *Continued on page 35*





“He trusts my taste and leaves me to it because he knows it’s my thing, but through this process, we discovered we had the same taste,” she recalls, looking around the 4,500 sq. ft. home that took 18 months to finish. Family members from Africa are looking forward to sharing a white Christmas in Canada this year – something found only in the movies for those in the southern hemisphere where mid-year winters leave December too toasty for snow.

Chances are the holidays will also incorporate some music, already an everyday part of life for the van Zyls. The instruments in the music room/library off the foyer aren’t simply for show. Lidia plays piano, just like her eldest and youngest children, as well as the cello. Her middle child prefers the violin. A guitar and ukulele also stand nearby, waiting for a visitor to take up the challenge and join the fun.

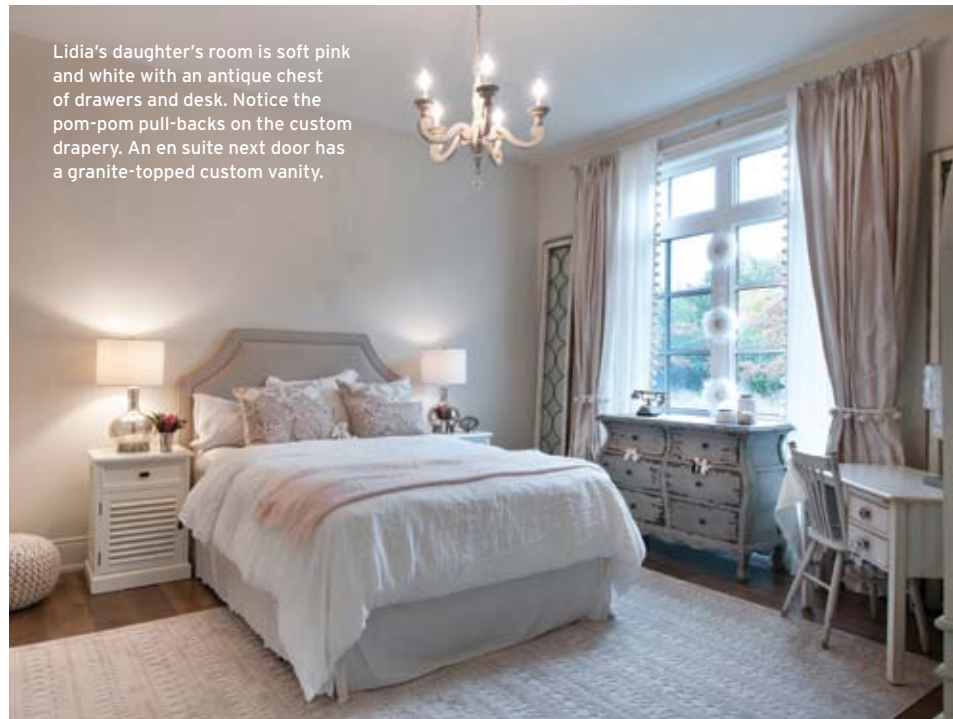
Lidia and Leendert owned this property for four years before they finally tore down the existing derelict building to build their dream home. They were in no hurry to change the landscape, already bringing their three children on site regularly to camp out, enjoy the land and spend some time together. *Continued on page 36*



**TOP LEFT:** The entire family is musical, which is why Lidia dedicated this room off the entrance to practicing and playing.  
**ABOVE:** Husband Dr. Leendert van Zyl has a meticulous office just off the living room. **LEFT:** The entrance is styled and symmetrical with a big basket of parcels wrapped for the holidays. Lidia sourced her furnishings through her company LVZ Design.  
**OPPOSITE TOP:** The master bath is opulent. A small antique cabinet is a beautiful touch.  
**OPPOSITE BOTTOM:** The master bedroom has a polished chrome bed, traditional bedside tables and adjustable lamps.







Lidia's daughter's room is soft pink and white with an antique chest of drawers and desk. Notice the pom-pom pull-backs on the custom drapery. An en suite next door has a granite-topped custom vanity.

"We used to joke that we hope we enjoy the house as much as we've enjoyed no house," Lidia laughs, pointing out an armchair she rescued from the rubble and refinished to enjoy new life in a new home on the same spot.


Working with plans drawn up by Barrie's **Custom CADD**, Lidia partnered with **John Raimondi** of **Meridian Design Build Inc.** and a team of local trades and suppliers to create a home style she describes as French country meets Old Transvaal farmhouse – in other words: elegant, rustic, sophisticated, rugged and, ultimately, completely welcoming.

"I wanted everything to be local," she says. "After having a business here myself, I was adamant that when we built, we'd use all local businesses wherever possible."

As a result, **GP Masonry and Landscaping Supplies** provided the exterior stone while the exterior shakes were supplied by **United Lumber Home Hardware** and installed by **Tru North Exteriors**. **Desert Tile** supplied most of the tile, including the onyx used in the kitchen and master bath, and while plumbing fixtures came from **Bathworks**, the plumbing itself was done by **Dave Seebach** of **Custom Plumbing**. **Quentin Devescheri Painting** completed the painting. Lidia also praises the work of **Mario Design**, which added the frosted lettering on the powder room door, and **Denis Lauren** of **Lauren Carpentry**, who completed all the intricate trim details.

"John is super enthusiastic," Lidia says of her builder, who was never too busy to follow up a new idea. "He has impeccable taste and an eye for detail."

*Continued on page 38*



Lidia's younger son's room is upstairs next to his brother's. Iron beds are separated by an industrial shelving unit. The boys share a very masculine en suite.



madison taylor



interior design - custom homes - project mgmt



41 King Street, Suite 5, Barrie ON L4N6B5  
By appointment only, 9am - 5pm Mon - Fri

The Studio info@madisontaylordesign.com  
(705) 792 2132 www.madisontaylordesign.com


CUSTOM HOMES & COTTAGES



RENOVATIONS & ADDITIONS



*Building Homes  
as Unique as  
You Are.*







**LEFT:** In the older son's room antique levels hang above the sleigh bed.  
**BELOW:** Lidia's designs come to life in her studio, tucked behind the kitchen and laundry room.

Since the same description could be given for Lidia herself, it was a match of kindred spirits. With a career that began in urban design, she later turned her talents to residential applications of interior design. Designing homes was, in fact, her first initiative upon moving to Brandon, Manitoba, where she and Leendert first settled in Canada. She now works out of a home office to oversee renovations and new-build projects. She

loves watching a project come together from the ground up, but doesn't shy away from the decorative touches either. Her drapery workroom keeps busy with drapes, bedding and a variety of other soft finishes.

"I went from designing cities to designing homes. It's actually very much the same thing," she reflects. "It's about creating something that's beautiful and functional." **OH**



## Thinking → Painting? Long Term? Quality?

Our goal at Eagle Painting is to provide excellent service from the time the phone call for a quote is made until the work is finished. We respect and add value to your home or business in everything we do. Take the time to have a look on our website. See what our customers are saying.

Call or email today for a **FREE QUOTE!**

*Right Process, Right People, Right Products.*  
Residential • Commercial • Institutional

**705.727.4965**

**www.eaglepainting.ca**

Email: eaglepainting@rogers.com

*\*Eagle Painting is a Holmes Referred Contractor*



**RENOVATIONS**  
BY RODGERS

*Building your dream with our team*



renovationsbyrodgers.com 705-739-7720

