

SPRING 2015

STYLE ■ COMFORT ■ IDEAS ■ REAL ESTATE

ourhomes

G R E Y & B R U C E C O U N T I E S

inspiring
SPACES

ON
BALMY BEACH
& NORTH OF
SOUTHAMPTON

SCANDINAVIAN
STYLE

DIY PROJECTS
+ NEW LOOKS
FOR EVERY
ROOM

We've been in the stone business a **LONG** time



... okay, not quite that long, but 65 years is still quite a while.

ONE STOP FOR EVERYTHING STONE

From the ground up we can fulfill your dreams inside and out. Beyond natural stone for exteriors our repertoire includes solutions for landscaping, driveways, retaining walls, outdoor living, backsplashes, fireplaces, feature rooms, not to mention numerous accessories. Besides our own extensive line, we are

proud to offer many of the most prestigious brands in the industry. For over 65 years we have been your trusted local provider of virtually every kind of stone product. Visit our design centre and transform your dreams into reality.



WE LOVE STONE!

www.shouldicedesigncentre.ca | 877.265.6696

Design Centre : 281227 Shouldice Block Road, Shallow Lake ON N0H 2K0

AUTHORIZED RESELLER OF:



BUILT FOR ENDURANCE.



For product, installation and service contact:

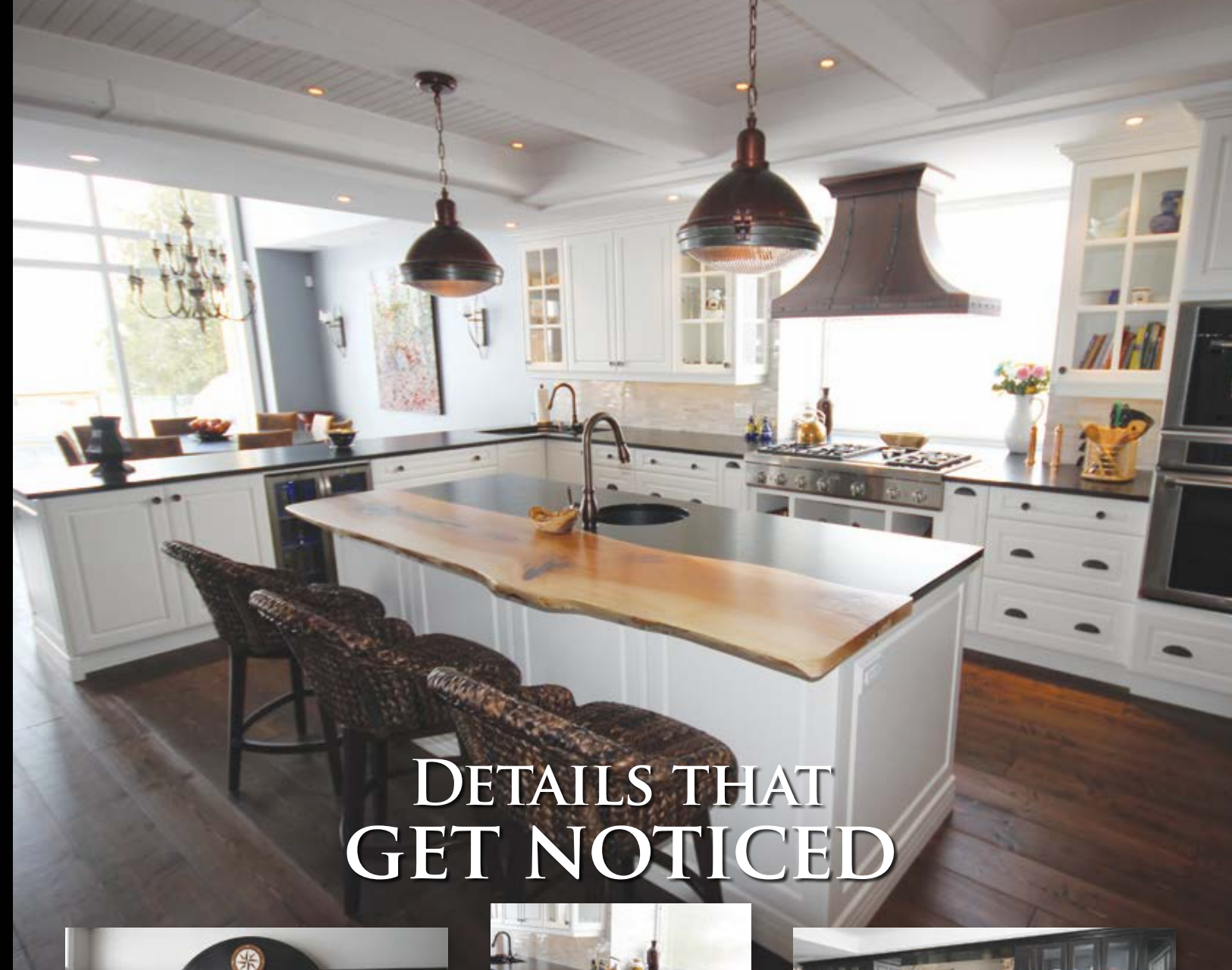
DockinaBox®
YOUR LOCAL AUTHORIZED DEALER

Hutten & Co
hutten.ca/docks
519 376 9364 | OWEN SOUND



519-376-0366 866-877-5704

www.ledgerock.com



Exquisite
Wood Design Inc.

Your custom Kitchen specialist!

519.370.0808 1980 20th St. East, Owen Sound ewdesigns.ca






MOUNTAINCROFT

**SINGLE FAMILY
HOMES**
from
\$270,500

Home should *feel* this good!



SPRING
*Upgrade Bonus**
Hardwood (Line 1) in
Great Room plus
Central Air Conditioning



MOUNTAINCROFT



**GRANDVIEW
HOMES**

FEATURING:

- Selection of 83 Crescent homes
- Fully detached homes
- Choice of 3 exterior finishes
- Oak staircases
- 9' ceilings on main floor
- Close to amenities

* Speak with a Sales Representative for details. Offer valid until May 31, 2015. Prices and specifications subject to change without notice. E.& O. E.

For more information, call **1-866-775-0333** or visit **GrandviewHomesNorth.com**
Come see us at the corner of Poplar Sideroad and Clark just east of High St. in Collingwood.

HOT TUBS

POOLS

SWIM SPAS

PATIO FURNITURE

GRILLS

water&wellness

FINE OUTDOOR LIVING ACCESSORIES



Step into relaxation

explore your possibilities:
waterandwellness.ca
1 877 881 0746

We care
about your air.



**AIRTECH
MECHANICAL**

HEATING • AIR CONDITIONING • VENTILATION SYSTEMS

519-934-3358

117064 Grey Rd.3, Keady www.air-tech.ca

So many possibilities...



**Heartwood
Landscapes
& GARDENS**

With a passion for craftsmanship, design and installation
...to the very last blade of grass.
Call now for the 2015 season!

519.538.9991 | 519.377.9991

A Proud Member of Landscape Ontario

ourhomes
GREY & BRUCE COUNTIES

REGIONAL PUBLISHER/FRANCHISE OWNER **Our Homes Grey/Bruce Inc.**

David Loopstra
david@ourhomesmagazine.com

REGIONAL MANAGING EDITOR Jennifer Schleich
jenny@ourhomesmagazine.com

REGIONAL PRODUCTION MANAGER Kelly Donaldson
kellyd@ourhomesmagazine.com

MARKETING & ADVERTISING Betty Ann Fawcett, 519.372.6338
bettyann@ourhomesmagazine.com

DISTRIBUTION Allan Fawcett, 519.986.2599

OUR HOMES is a registered trademark of OUR HOMES MEDIA GROUP INC. OUR HOMES Grey & Bruce counties is published four times a year by OUR HOMES Grey/Bruce Inc., under the license of OUR HOMES Media Group Inc.

OUR HOMES is distributed to residents of Grey & Bruce Counties and to cottagers via direct mail. Copies of OUR HOMES are available for free pick up at high traffic locations throughout the region. Copies of OUR HOMES are also sent via direct mail to members of select ski clubs in the region. OUR HOMES is distributed throughout select B&Bs and hotels, and to select business leaders via direct mail.

OUR HOMES Media Group Inc. is a proud member of the Owen Sound and District Chamber of Commerce.

Please send all letters and/or feedback to OUR HOMES Magazine, 279 Ste. Marie St., Collingwood, Ontario, Canada L9Y 3K6. Or email us at editor@ourhomesmagazine.com. All letters received are subject to editing for grammar and length. Please return all undeliverable Canadian addresses to 279 Ste. Marie St., Collingwood, ON L9Y 3K6

OUR HOMES MEDIA GROUP INC:

EDITORIAL

EDITOR-IN-CHIEF Georgette McCulloch
editor@ourhomesmagazine.com

ASSOCIATE & WEB EDITOR Julie Simmonds

MANAGING EDITORS Nancy Belgue,
Adrienne Brown, Pauline Clark,
Walter Franczyk, Mary Hatt, Sarah Hoy,
Gina Makkar, Georgette McCulloch,
Annette McLeod, Melissa North,
Jay Robinson, Jennifer Schleich,
Jude Wayland, Melody Wren

ART

ACTING ART DIRECTOR Georgie Donais
gdonais@ourhomesmagazine.com

ART DIRECTOR Tara Chattell (on leave)

ASSOCIATE ART DIRECTORS
Sheila Britton, Robynne Sangiuliano

PRODUCTION

PRODUCTION DIRECTOR Lynn Derrick
lynn@ourhomesmagazine.com

PRODUCTION MANAGERS

Julia Dempsey, Kelly Donaldson,
Marilyn Reid, Abby Reynolds,
Tracy Shuttleworth, Andrea Wray

OPERATIONS

PRESIDENT & CEO David Loopstra
david@ourhomesmagazine.com

ACCOUNTING Donna Duggan

ADMINISTRATIVE ASSISTANT Lisa Merrell

CONTRIBUTORS

Darren Bosch, Sheila Britton, Pat Crocker, Laurel Fortin, Bonnie Fox,
Walter Franczyk, Shelby Hilson, Sandy MacKay, Stephanie Redmond,
Jennifer Schleich, Kaitlyn Shular, Sarah Sloan, Steve Small

Advertisements and the content, including photos, of advertisements published within OUR HOMES magazine are supplied solely by the advertiser and neither the publisher nor OUR HOMES Media Group Inc. accept responsibility for opinions expressed in advertisements or for copyright issues with regards to photos, advertising copy and advertisements, nor shall they be held liable thereby. By act of reading this publication, all advertisers and readers agree to indemnify and hold harmless both OUR HOMES Media Group Inc., and the publisher thereby. Copyright © 2015 OUR HOMES Media Group Inc. All rights reserved. Reproduction without permission is prohibited.

OUR HOMES CAN BE FOUND IN THE FOLLOWING MARKETS:

Barrie • Durham Region • Grey Bruce • Hamilton • London
• Mississauga • Muskoka • Oakville/Burlington/Milton • Ottawa • Peterborough
• Sault Ste. Marie & Algoma • Southern Georgian Bay • Vaughan
• Region of Waterloo • Wellington County/Orangeville/Caledon • Windsor

For franchise inquiries please visit ourhomes.ca
Or e-mail David Loopstra at david@ourhomesmagazine.com



Relax. Play. Live.



Welcome HOME!

INVERLYN
LAKE
ESTATES

*Active Lifestyle
Community*

in Kincardine

Built Right!
**MacGregor
Enterprises**
H O M E S

offers 1 year of FREE Condo Fees and
Maintenance with a 2015
purchase of a MacGregor H O M E!

519-396-5531 | inverlyn@bmts.com | www.inverlynlakeestates.com

Come sit for a while.



TELESCOPE
CASUAL
FURNITURE


The **FYRE PLACE**
& PATIO SHOP

Since 1973

Located at Highway 6 & 21, Springmount (Near Owen Sound) | 519.371.2963 | www.thefyreplace.com

Professional Design & Manufacturing

Since 1989



Durnin's
CUSTOM CABINETS

Browse our online galleries or visit our new showroom to view our beautiful displays.

810 10th St. W., Owen Sound

519.416.3132

www.durnin.ca

editor's note



WE HAD A FLOOD. I LEFT THE LAUNDRY SINK

running and later found myself moving boxes out of our raining storage room, while wading through an inch of water. There's nothing like a little rain to get you in the mood for some spring cleaning.

In the end it was an opportunity to do some much-needed purging. Divesting yourself of clutter is easy to plan but difficult to execute. As I opened box after box, I was struck by pangs of guilt or sadness at the prospect of trashing memorabilia from my past. Things I don't need and don't look at, which take up too much space, are things I can't seem to part with.

For example: "The sky is falling, June 16/90."

I wasn't even three years old in June of 1990 and this quote meant nothing to me. Yet a tiny piece of burnt plastic, inscribed with magic marker is still sitting on my desk several weeks later. I couldn't come up with a memory to attach to this "treasure," so I called my mom.

On June 16, 1990 my family attended a firework show, somewhere in southern Ontario. There, a small piece of burnt plastic fell off a firework and landed in the park: hence the sky is falling.

It has more meaning for my parents than it ever will for me. Yet it's been passed on to me and I've been entrusted with preserving this happy memory. I can't throw it out, yet what am I going to do with it?

Trinkets and other small items with sentimental value are scattered throughout our homes. We read that we should de-clutter our lives, minimize our material possessions, live simply. We see pretty pictures in home décor magazines of houses without stuff piled around; they look so neat, so tidy and so clean.

It's tempting, and healthy, to create a living space that is neat and organized. There are good reasons to divest ourselves of all these tiny trinkets, but they also have an important function. Objects, scents and written remembrances help us recall what was important to us at another time. This is where balance comes into play: keeping a few key sentimental items, while being able to recognize when it's time for others to go.

I threw out a lot of stuff, but I kept out some mementos, like the firework remnant, and put a small box of similar objects back in storage. Someday I will have a reason to open it, and I will be reminded again of all the memories I forgot that I had forgotten.

Jennifer Schleich

Jennifer Schleich, Managing Editor
jenny@ourhomesmagazine.com

Follow us @OurHomesMag

Let us custom build your future.



Building Grey and Bruce County since 1968

We take the thoughts and wishes of the new home buyer and help them create their dream home, just the way they imagined it. This is the same guarantee that we have provided for over 40 years!

Let's make your needs a reality.
Phone 519.374-3202 to get started.



Ken
BURROWS
& *Son* INC.

www.kenburrowsandson.com

contents

spring



30

ON THE COVER

A Balmy Beach Home,
Story, Page 22.
Photography By Sandy
MacKay.



18

departments

- 10 EDITOR'S NOTE
- 16 ADVICE
Minimalism And Craftsmanship
- 18 STYLE PICKS
Exterior Elegance
- 30 COMFORT ZONE
Hutten & Co. Landscaping
- 54 PEOPLE
Residential Developments
- 60 HOME RESOURCE DIRECTORY
- 62 FINISHING TOUCH
Shutter Wall Art

features

- 22 HOME & BUILDER
Fabulous In Timbers
- 34 ORGANIZING
Get Ready For Garage Sales
- DECORATING
- 38 Blackboard How-To
- 58 Colour Of The Year
- 42 FEATURE
Coastal Retirement
- 50 COOKING AT HOME
Maple Apple Pork



22



38



42

& quality workmanship
customer satisfaction



As seen on *The Property Brothers*
Photo courtesy of Heather Smillie Designs

THE OLD BARN

POLISHED STONE CREATIONS

Your local source for Granite, Marble & Quartz Countertops



10 years
of business excellence!

173480 Mulock Road (between Durham & Hanover)

519.369.1710

theoldbarngranite.ca



RE/MAX®

Land Exchange Ltd., Brokerage
645 Goderich Street, Port Elgin
Each Office Independently Owned and Operated

Drop Your Keys & Relax

MODEL SUITE NOW OPEN FOR VIEWING



**PORT ELGIN
16 Beachfront/Harbourfront
CONDOMINIUMS**

Priced from \$345,000 - \$1,150,000
750-1850 sq. ft., 2 bedrooms, 2 baths
Summer 2015 Occupancy

For more information or to book a viewing contact:



Joyce Dudgeon
Sales Representative
cell: 519-389-1413
email: joyce-debbie@bmts.com

Debbie Duplantis
Broker
cell: 519-389-7385
email: joyce-debbie@bmts.com



Jeryn Paige DeCoppel
Sales Representative
cell: 519-386-9368
email: jeryn@decoppel.com

Cleo J. DeCoppel
Broker
cell: 519-832-7292
email: decoppel@bmts.com

remaxlandexchange.ca



august skies
décor, fashion ♦ etc.

661 Goderich St., Port Elgin
519-389-3388



DESIGN/BUILD
LANDSCAPE CONSTRUCTION
john@rocksolidlandscapes.ca

519.379.1772



BEYOND ORDINARY...



rocksolidlandscapes.ca

landscapeontario.com
Green for Life!

SCANDINAVIAN (INTERIOR) DESIGN



Designer Stephanie Redmond shares her ideas.

THE FASCINATION AND popularity of Scandinavian interior design is remarkable to me. It's not that it isn't well deserved, quite the contrary. These countries – Denmark, Norway and Sweden – are characterized as dark and cold. Yet the interiors are white and simple. Somehow, the starkness of the interior reflects the chill of the landscape, but still evokes incredible warmth. How is this possible? And what's the obsession? A main characteristic of Scandinavian furniture design is minimalism, but also incredible craftsmanship. Simple lines using natural elements – wood, metal, stone, paper and felt. When something is really simple, you tend to see every working part unless it is carefully hidden. Take this Alvaar Aalto stool as an example. Instead of hiding the screws that hold the backrest to the stool and the footrest to the legs, they become the simplest design element. Other than the shape of the piece, it remains the single outside element that decorates this stool. (He was Finnish, but Finland is oft considered a Scandinavian country). Simple and beautifully crafted; this is typical of a Scandinavian piece.

It's not to say that Scandinavian design is clinical, not by a long shot. The backdrop may be white, the lines might be clean, but there is often a sense of humour. What pops out of the strictness of this white palette are primary colours and fun patterns in some cases. Take this table lamp by Claesson Koivisto Rune. It follows the rules of simplicity, but comes in a fabulous bright green for added pop. We also see these primary colours in textiles with patterns that reflect a rich history in weaving and embroidery.

In a modern arrangement, we typically see a more organic approach: wool, felt and linens in off-white and soft grey. What stands out in this type of setting are the items placed

against the backdrop. It's a gallery style setting – fabulous if you have an art and/or photography collection. The key to this approach though, is to keep it simple. If you have a vast array of tchotchkes and knickknacks, Scandinavian living may not be for you. One of my favourite things is a collection of curiosities. Odd found items put out on display. It's the kind of thing my husband might throw in the woodstove. But this creates warmth. A great piece of bark hung on a wall can look like a masterpiece in the right setting.

The best modern designs in woodstoves are also Scandinavian. No question. Take the Rais Epoca as an example. A woodstove is a quintessential item in this setting and the lines on this piece follow the typical aesthetic – simple yet beautiful. Paired with a fur rug we have immediately created a warm environment, both aesthetic and physical!


So what is the obsession? I believe a clean surrounding that is relatively clutter free gives us a sense of calm in an otherwise hectic life. This style is like a detox for your home. And let's be honest, who wouldn't want to kick back in front of a wood stove at the end of a long day? **OH**



3



4



5



1



2

1. STOOL: Alvaar Aalto 2. LITTALA MENO HOME BAG: Iittala Finland 3. ARM TABLE LAMP: Claesson Koivisto Rune 4. EPOCA WOOD FIREPLACE: Rais 5. STANLEY SOFA: De La Espada

online

Get more decorating advice at ourhomes.ca/mag/design



DI PIETRA DESIGN
COUNTER TOPS



Courtesy of Shannon Stark at All About Kitchens

672 Welham Rd - Barrie 1.855.727.0096 - www.dpd360.com



BRANDSOURCE



206518 Hwy. 26 E, MEAFORD
519-538-1620 • 800-265-3172

www.macdonaldsfurniture.com

Mon. -Thurs. & Sat. 9 am - 5:30 pm • Fri. 9 am - 6 pm • Sun. 11 am - 4 pm



FAÇADE FACELIFT

Spruce up the outside
of your home this spring.



PHOTO BY STEVE SMALL




PHOTO BY BONNIE FOX

**1 KINCARDINE TIMBER MART
BUILDING CENTRE**

Outdoor Pendant Light
Pendant lighting has left the building and is hanging out on the patio. Adorn your outdoor bar area with a set of mission-style Wright House Collection lights in sorrel brown or oil rubbed bronze. Their aluminum construction will withstand the elements.

1768 Hwy. 21, Kincardine
519.396.3355 | kincardinetimbermart.ca

2 SURROUNDINGS OF MILD MAY

Bird Feeder
A lighthouse bird feeder couldn't be more at home than at a home along the Lake Huron shoreline. Large enough for several birds to take respite, yet not overwhelming in size, this bronze feeder will glimmer gently in the sun.

58 Elora St., Mildmay
519.367.2636 | surroundingsmildmay.ca

3 BAREBIRCH

Picturesque Door Mats
A large collection of adorable doormats featuring a variety of objects and scenes is now available at barebirch. This coconut fibre bicycle design created by Canadian designer Andrea Brown and a mini house-shaped doormat are just two examples.

975 2nd Ave. E., Owen Sound
226.664.2273 | barebirch.ca

Continued on page 20

*A Showcase For
Your Home*

NAPOLEON

The FYRE PLACE & PATIO SHOP *Since 1973*

Located at Highway 6 & 21, Springmount (Near Owen Sound)
519.371.2963 | www.thefyreplace.com

The Rusty Star

Solid Wood Mennonite Furniture
Handcrafted in Ontario
& Country Home Decor

LOCATED AT GREY RD. #4 MAXWELL
(519) 922-2010
www.therustystar.ca
therustystar@live.com

f /TheRustyStar

Hours: Mon-Fri: 9:00 am - 5:30 pm
Sat: 9:00 am - 5:00 pm (Closed Sundays)

HunterDouglas
Energy Wise
Sweepstakes

You could
**WIN A
\$25,000
VACATION**

Enter at
hunterdouglas.ca

DUETTE
Architect Honeycomb Shades

Contest runs from January 1st to April 30th, 2015.
Visit hunterdouglas.ca for full contest rules and regulations. No purchase necessary.

**MARTIN'S
HOME HARDWARE**

Relax

CABANA COAST®

Cabana Coast | Kettler | Lloyd Flanders | Gensun
Telescope | Kingsley Bate | Treasure Garden

236 High Street, Southampton
519-797-3645 ♦ www.martins.ca



4 LIVING LIGHTING

Sleek Mailbox
Available in 23 different finishes, this durable horizontal mailbox from SNOG will complement any home's exterior. It comes with a lifetime warranty and is made in Canada.

1209 16th St. E., Owen Sound
519.371.5645 | livinglighting.com

5 MACDONALD'S BRANDSOURCE HOME FURNISHINGS

Outdoor Console Table
With enough room for a tray of refreshments and functional storage below, this table works great as a compact bar, or it can function as a console table to hold an outdoor sound system. Made from durable rattan, it's built to withstand the rain and sun.

206518 Hwy. 26 E., Meaford
519.538.1620 | macdonaldsfurniture.com

6 MARTIN'S HOME HARDWARE

Soundcast Outdoor Speaker System
The Melody (small) and Outcast (large) portable outdoor speakers are Bluetooth enabled and deliver award-winning sound. Melody is great for close-knit patio parties, while Outcast can handle large events like weddings. Both are designed for all-weather conditions and hold a battery charge for 20 hours.

236 High St., Southampton
519.797.3645 | martins.ca OH



Bath Scapes by Fulford's

Fulford
Kitchenware ■ Bathware ■ Hardware
Owen Sound ■ fulfords.com

Pellow **PHARMASAVE**
Gifts, Home Décor & More!

232 Durham St., Walkerton, ON
519.881.0151 pellowpharmasave.com

barebirch
casual, cozy, boutique interiors
975 2nd avenue east, owen sound
226-664-2273 | www.barebirch.ca

We bring custom window coverings to you!

We carry the hottest styles and colours to fit your décor.

Budget Blinds
a style for every point of view®
shutters | draperies | wood blinds | cellular shades
woven woods | roman shades | window film...and more
"Expert Fit"
Measuring & Installation Free In-Home Consultation
519-793-3921 www.budgetblinds.ca



chef ON THE water

STORY **LAUREL FORTIN**
PHOTOGRAPHY **SANDY MACKAY**

Kissten and Rod Matthews' 4,200 sq. ft. timber-frame home, built by **Clancy Builders Ltd.** on Georgian Bluff's Balmy Beach, was designed to highlight their incredible waterfront and garden views. But inside, it's their chef's kitchen that inspires awe.

Continued on page 24



To keep the original character of the property, the stone patio and harbour, built in the 1940s, were preserved during the build of the timber-frame home.

Above: Rod and Kissten Matthews take a break in the shade on their backyard stone patio, which overlooks the sweeping lawns, colourful gardens and towering trees of the property. **RIGHT:** The unique aluminum DockinaBox system and a sandy beach complete the home's landscaping.





The open concept kitchen maximizes flow between workspaces to create a chef's paradise. The stone archway over the stove and hanging pot rack infuse the space with character.

In the year since the couple moved in, their gas Wolf range and eight-appliance kitchen has plated meals as extravagant as some of Owen Sound's finest eateries. Equipped by **Macdonald's BrandSource Furniture & Appliances** in Meaford, the kitchen features a double oven, microwave, warming drawer, two dishwashers, Sub-Zero fridge and an upright freezer. Let's not forget the 100 cu. ft. walk-in cooler where Rod ages loins of beef, or the walk-through pantry stacked ceiling-high, or the oversize industrial stainless-steel sink.

"Rod and Kissten did an excellent job at designing a home that reflects their passions,"

says **Tim Clancy** of Clancy Builders. "They positioned the house to maintain the gardens, built a professional-grade exercise room and designed a true chef's kitchen, complete with custom wine-chilling cabinetry." One wall of the kitchen and dining area is a dedicated floor-to-ceiling wine cellar. Three panel windows display dozens of wine bottles, while the cooler stores even more, kept at a steady 55-degrees F. Local craftsmen **Norm Aubin** and **Grant Nicholson** designed the solid black walnut trim surrounding the cooler and the Matthews had Markdale metalworker **Dano Harris** forge elegant iron handles.

The Matthews entertain friends and family nearly every weekend. "I wanted not only to be able to see the water from the kitchen, but to be part of the conversation with my guests while I'm preparing a meal," says Rod. They enlisted **Exquisite Wood Designs Inc.** to produce the cabinetry, all topped in quartz. The 10-foot long cantilevered dining table was sourced at **DJ's Handcrafted Solid Wood Furniture** in Hanover. Rod's passion for fine food is one way he unwinds after work – he



ABOVE FAR LEFT: A refrigerated floor-to-ceiling wine cellar adorns one wall of the kitchen. Note the intricate detailing in the wood trim and the custom iron handles. **ABOVE LEFT:** The powder room vanity is made from a slab of four-inch thick white ash, which Rod sawed in the 1980s when he ran a sawmill. The sink is chiseled out of solid river rock. **ABOVE:** The two-island kitchen maximizes eating, entertaining and work space. **LEFT:** The 10-foot long dining table is an open invitation to join the Matthews for dinner.



They lived in the original house while they played with floor plans in 3-D rendering software until they had a feel for what they wanted. When the duo brought their ideas to local architectural designer **Greg Williamson**, he recommended they build a timber frame home (**Thistlewood Timber Frame Homes**). Williamson was able to guide the design to incorporate the garage at the bottom of the hill without crowding the front door. Exterior landscaping by **MacDonnell Excavating**; sod supplied by **Town & Country Garden Centre** in Rockford.

When it was time to enlist a builder the Clancys were an easy choice. "We meshed really well with Tom Clancy and his son Tim," says Kissten. "Tom had an 'I can do it' attitude. What we saw, he could envision and was able to turn that dream into reality." *Continued on page 26*



The Matthews worked with interior designer **Heather Smillie** of **House Rules Design Shop** on the finishing touches. She helped select the home's furniture, tiling, paint colours, provided by **Grey Bruce Paint and Decor**, and suggested flooring in engineered hickory.

The couple didn't want any small glass panes – the 32-foot high great room features windows at 11-by-nine feet and seven-by-nine feet (**Van Dolder's Home Team**). "It was important for us that when you looked out at the water from the ground floor or from the catwalk, that the beams were above or below your sight line," says Kissten. The great room fireplace and kitchen stove stonework were sourced at **Shouldice Designer Stone** and installed by **Rob Hicks Masonry**. The fireplaces came from **The Fyre Place & Patio Shop**, while the in-floor heating and forced air were installed by **Actons Plumbing and Heating**.

Smillie designed the master en suite with wood-grain ceramic flooring and polished river pebble. Eight vertical water jets and two rain-shower heads offer a complete experience in the glass-walled shower (**Fulford: Kitchenware Bathware Hardware**).

The Matthews sourced local Eramosa marble at **Owen Sound Ledgerrock Ltd.** in a variety of finishes to use throughout the house. The master bathroom features the marble in a polished fleuri cut that exposes hues in the grey range. The two guest bathroom counters are

Continued on page 28



The timber frame and soaring windows bring the natural elements of the property inside. A second floor catwalk balcony and a zigzag pattern of hardwood and tile create transition areas while keeping the space open. **ABOVE:** Hanging from the entranceway ceiling is a 14-and-a-half-foot organic style light fixture forged by Rod in his autobody shop.

What matters to you matters to us.

(So it's not Outrageous Orange until you say it's Outrageous Orange.)



Visit us at:

GREY BRUCE PAINT & DECOR
1580 20th St. E., Owen Sound, ON
519-371-4207
www.greybrucepaintanddecor.com

© 2013 Benjamin Moore & Co., Limited. Benjamin Moore and the triangle "M" symbol are registered trademarks of Benjamin Moore & Co., Limited.

Actons
Plumbing & Heating
Since 1974

Renovations • New Homes • Radiant Floor Heat
Electric Drain & Sewer Cleaning • Pumps and Pressure Systems

114 Drive-In Cres., Owen Sound
519-376-6249



..and everything in between

Award Winning Custom Home Builder
serving Grey and Bruce counties since 1988

Design and Build your dream home today,
on your property or ours

519-376-0637 | clancybuilders.ca
miramichishores.com | buildyourlegacy.ca





The Matthews appreciation for art is visible throughout the home, including a number of statues by regional artists.

SOURCE GUIDE

AM Roofing • Clancy Builders Ltd. • Dano Harris • DJ's Handcrafted Solid Wood Furniture • DockinaBox • Exquisite Wood Designs Inc. • Fulford: Kithenware Bathware Hardware • The Fyre Place & Patio Shop • Grant Nicholson • Greg Williamson • Grey Bruce Paint and Decor • Heather Smillie • Heritage Painting and Décor • House Rules Design Shop • Ken Acton Plumbing and Heating • LDS Electrical • Macdonald's Brandsource Home Furnishings • MacDonnell Excavating • Norm Aubin • Owen Sound Ledgerock • Rob Hicks Masonry • Shouldice Designer Stone • Smitty's Fine Furniture • Thistlewood Timber Frame Homes • Town & Country Garden Centre • Van Dolder's Home Team • Vita Bowen • Wall Tech Drywall




The master bedroom showcases the use of over-size pocket doors throughout the home, which creates an open concept space while still providing the option of closing off rooms. A half wall in the middle of the master bedroom works as a built-in headboard.

also polished but in a warmer vein-cut variety. The main floor laundry room is done with the same fleuri cut, but hand sanded to keep the colour grey. Finally, the hearth is also fleuri cut but honed to have less shine.

The pièce de résistance is a spectacular 14-and-a-half foot solid steel chandelier hanging above the front entrance. Rod designed and fabricated it in his autobody shop, with a few elements forged by Dano Harris. Made to look like an upside-down bouquet of calla lilies with stems wrapped, the fixture is very organic. "I wanted all of the globes of light to hang within the large front pane of glass, so that the window frames the whole thing and it gives off light in all directions," Rod explains. He also fabricated four sconces on the back porch in the same style.

While the home itself is a masterpiece by Clancy Builders, the gardens and the kitchen continue to show off the masterful work of Rod and Kissten. **OH**



The custom walk-in closet features ample storage.



DJ's
handcrafted
SOLID WOOD
FURNITURE
Manufacturing Since 1989



Wroxeter Showroom

Fire #43195, Amberley Road
(Between Listowel and Wingham)
519.335.3228

Hanover Showroom

805 10th Street
519.506.3228

www.djsfurniture.ca

Bridal Registry available

Furniture • Bedding • Mattresses • Home Decor • Gifts • Outdoor Furniture





CRAFTED WITH CHARACTER

STORY **JENNIFER SCHLEICH** | PHOTOGRAPHY **STEVE SMALL**



Mark Hutten and Ken Hutten



PHOTOS BY DARREN BOSCH



THE PLACE: Since 2000 the Hutten brothers, Mark and Ken, and their father John have grown their landscaping company from a tiny seed into a thriving business. **Hutten & Co. Landscaping** started out offering their customers simple landscapes and excavating work, though things have changed dramatically over the years. Today they offer local home and cottage owners award-winning elaborate designs and lifestyle-oriented landscapes. “We’re family owned, with strong values and a commitment to excellence,” says Mark. Their new landscape centre offers a full line of bulk products and full-time staff on site for the DIY builder. “We have everything from natural and interlocking wallstone to soils and mulches, docks, garden sheds and an in-house design service,” he adds.

THE STYLE: The landscaping company has a diverse style, giving customers fun, unique and creative outdoor spaces every time. Their popular services always begin with design and any product or service they offer requires planning. “We continually seek to improve our knowledge and product availability, with an emphasis on design and

craftsmanship,” says Mark. “With any style, the critical point is to establish the vision and follow it through during an in-depth design process.”

WHAT’S HOT: DockinaBox, a premium line of removable aluminum docks, lifts and accessories, is the newest line to be featured by Hutten & Co. “These docks are a complementary addition to the numerous waterfront landscapes that we complete,” says Mark. “It is simple and light, yet more than rugged enough to sustain Georgian Bay’s strong waves.” Lakeside customers are finding the adaptable system to be an attractive option, with pipe docks, floating docks, sea-doo stations, swim platforms, marine rail systems, hydraulic and manual boat lifts, and more available. Examples of DockinaBox are set up on site at the new Landscaping Centre, along with the company’s other new exciting product: EZ Log. EZ Log is a do-it-yourself building kit using dried spruce logs that assemble like a puzzle to make bunkies, sheds, pool houses, studios, man-caves and cabins.

FAVOURITES: Their most sought-after finishes include native and natural

styles, such as jumbo flagstone, large boulders, stone slabs, native plantings and rustic wood products. “We strive to offer elements that seamlessly integrate with the beautiful country that surrounds us and build quality landscapes that reflect the personal character of the homeowner,” explains Mark.

GET THERE: 177602 Grey Rd. 18, Owen Sound
519.376.9364 | hutten.ca **OH**





Move-in Ready Single Detached
and Townhomes Available!

from
the **\$200s**




This Spring, Discover Port Elgin Living!



VISIT US
TODAY!

465 Biener Drive
Port Elgin, Ontario
519.389.4848

SALES CENTRE HOURS:
Mon & Thur 1 - 6 pm
Fri - Sun 12 - 5 pm

 @RHHQualityHomes

Prices and specifications subject to change. See sales representatives for more details. E. & O.E. Jan 2015.

SummersidePortElgin.ca



 HUTTEN.CA 519.376.9364

CRAFTED WITH CHARACTER



Naturally yours,
Hutten & Co
LANDSCAPING

organizing

HOST A SUCCESSFUL GARAGE SALE 7 BEST PRACTICES

STORY **SHELBY HILSON**
ILLUSTRATION **SHEILA BRITTON**



LOOKING TO CLEAN HOUSE THIS season? Why not make some extra cash while you're at it and host a successful garage sale?

By successful, I don't mean just throwing some junk on some tables and putting up a cardboard sign. By following these seven simple practices, you can optimize your sales, get rid of more stuff and have fun doing it!

1. Make It Big

There's nothing worse than losing time driving to a sale with a measly two or three tables of junk. If you don't have much to sell, team up with some neighbours or friends and combine your stuff to create a bigger, more attractive sale.

Tip: Have each contributor use different coloured price tags, then pull off the tags each time someone buys something and stick it to a clipboard to track sales.

2. Advertise

Think of your yard sale as your one-time business. It's a real opportunity to make some extra cash, so treat it like one. Regulars don't just stop by the occasional sale while out driving, they look at ads and plan their morning around the biggest and best-sounding sales.

Many communities have buy and sell groups on Facebook, and sites like Kijiji and Craigslist, which are great places to post your sale. Create your own Facebook event where you can post photos of the stuff you'll be selling and remind people about your sale. Don't forget about the local newspapers and radio stations.

Finally... signage, signage, signage! Put signs at every intersection near your home and all major crossings nearby. Use big, bold lettering! It's mind boggling how many people put up the big "Garage Sale" signs then write their address with a thin Sharpie or even a pen.

People driving by have under two seconds to read your sign so make it big, make it clear and use arrows! Not everyone will know where 777 Smith St. is located.

3. Price Properly

Price everything! It may seem like a big pain, but lots of people can't be bothered to ask the price of everything. Plus, you'll be tempted to offer a lower price when asked in person.

With that in mind, price fairly. People don't go to yard sales expecting to pay the prices you'd find on Kijiji and Craigslist.

Be prepared to negotiate your prices. That's half the fun of yard sales. Keep this in mind when pricing and if there are certain items you're not willing to budge on, mark "firm" on the price tag.

4. Merchandise

Many people slowly drive by a sale to determine whether it's stop-worthy or not, and sadly the verdict is often no. Do you like shopping in a messy, disorganized store? Probably not, so why should your sale be any different?

5. Be Organized

Don't leave pricing and merchandising until the morning of your sale. You'll have early birds, and you don't want to miss out. Have everything ready to go a half hour before your advertised start time and, if possible, start a bit earlier than most other sales.

Be sure to have a dedicated checkout table with a cashbox, float and someone to watch it at all times. It's no fun trying to figure out who's running the sale and trying to get their attention.

6. Biggie Size Your Sales

Have some lemonade or bottled drinks, baked goods and snacks by the checkout table to increase your sales. Shoppers may browse longer if they have a treat to enjoy.

7. Have Fun

Make a day of it. Invite some friends and family over to help, play some music, have a drink or two and enjoy some time outside. A fun atmosphere will draw browsers in and keep them shopping longer. **OH**

Some Great Merchandising Tips

- Put big items like furniture pieces closer to the curb. This will attract attention, and you don't have to worry much about people stealing these items.
- Organize similar stuff together, like electronics on one table, kitchen gadgets on another, etc.
- Make sure everything is visible and use dollar store tablecloths to give the whole sale a more uniform look.
- Display books and movies on a bookcase, hang clothes on a portable

clothes rack and use a big tarp to display items like children's toys on the lawn.

- Display smaller, valuable items like jewelry near the checkout table.
- Demonstrate that items work. Buy some batteries and plug in some extension cords so people can feel confident that the item they're buying works.



Breathtaking Beauty, European Elegance



Carpets | Exclusive Giftware | Sculptures | Jewellery
Chandeliers | Fine Furnishings | Artwork | Mirrors
Millinery | Paperie | Whimsy | Parfumerie


*Fabulous selections, great hours, wonderful service.
Stop in and see the store that everyone's talking about.
Open seven days a week.*

770 Queen St., Kincardine
(519) 396-GIFT (4438) • www.jadorn.ca
Now a second location at
322 10th St. in downtown Hanover



We carry the entire line of Chalk Paint™ decorative paints by Annie Sloan.
Please visit www.anniesloanunfolded.com to find a retailer near you.





Flooring comfortable
enough for your best friend.


Comfortable price point.
Comfortable experience.
Comfortably stress-free.

Specialty Woods

All wood from contented trees.



COLLINGWOOD | 705.730.7623
specialty_woods@yahoo.ca | specialtywoods.org



**UNRIVALLED
LANDSCAPE
DESIGN & CONSTRUCTION**

**Ground Effects
Landscapes**

Winner of four
*Awards
of Excellence*
2015

519.364.5151
groundeffectsinc.ca



**INSIDE OUT
RENOVATIONS**

Helping you renovate Inside and Out!

519.367.5700
1.877.367.5780
insideoutrenovations.ca
sales@insideoutrenovations.ca



Construction & Renovation Services | Insulated (ICF) & Traditional Concrete Foundations
Walkways, Patios & Decks | Landscape | Retaining Walls & Interlock Construction

**IF YOU DON'T LOVE IT,
WE'LL REPLACE IT FREE.
GUARANTEED.**



Now available with
**Healthier
Living™**
Flooring Installation System
See store for details.

**CARPET ONE
FLOOR & HOME™**
Beautiful. Made Affordable™

At Carpet One
We promise you'll love
the way your new floor
looks, or **we'll replace
it FREE** - including
installation!† It's...
*the Beautiful
GUARANTEE*

We want you to be 100% happy
that the floor we've created
together is as beautiful as the
one in your dreams. If not, we will
replace it for FREE*. That's what
we call The Beautiful Guarantee™.
We are that confident.

SPECIAL FINANCING AVAILABLE*

Cuneo Interiors

CARPET ONE FLOOR & HOME™
Decorating Excellence Since 1948

873 10th St., Hanover, ON 519-364-1303
207 Durham St., Walkerton, ON 519-881-2170

www.cuneointeriors.com
800-265-1172

STORY **JENNIFER SCHLEICH**

DRAWING ON THE WALLS

THE CENTURIES-OLD BLACKBOARD IS MAKING A resurgence into the modern home in the form of a fun statement wall, which can be utilized in almost any room.

With the increasing availability of specialty paint, the blackboard has become a versatile home décor tool, transforming empty walls that have proven difficult to decorate. Both whimsical and practical, a blackboard can improve family organization or provide a place for displaying inspirational quotes and original art.

The kitchen is one of the most popular spots to paint a blackboard. For the aspiring chef or dinner hostess, blackboards make functional menus. They're also great places to jot down the ever-evolving grocery list. If you don't have wall space in your kitchen, the end of a cabinet or the fridge are alternative spaces to paint. Transforming a traditional backsplash into a blackboard is also a unique option.

In the front entrance, a blackboard makes a convenient message centre, and a home-office wall can always benefit from a calendar. Children will love having an expansive blackboard to create a mural in a bedroom or a playroom. Add one to the craft or laundry area, two possible locations where a blackboard can be functional and decorative.

Break Away From Black

Companies such as Benjamin Moore and Rust-Oleum offer blackboard paint in a spectrum of colours, while Krylon has a spray paint in basic black and vintage green. An off-white blackboard, styled with colourful sidewalk chalk, will set you apart from the crowd while blending seamlessly with your décor. Experiment with the subtle and varied tones of grey to give your blackboard a softer appearance, or forget subtle and get wild with a bold blue or tangerine hue.

If the right shade or tone remains elusive, mixing up custom blackboard paint is a surprisingly simple process.

Make Your Own Paint

- You will need 2 Tbsp. unsanded tile grout per 1 cup matte latex paint.
- Mix the paint and grout in one-to-two cup increments.
- Use a grout mixer to combine the paint and grout. (Paint mixer attachments are available for drills, which will make the task easier.)
- Properly prime your wall and then roll on your homemade blackboard paint. Once the paint has cured, it will need to be lightly sanded with 150-grit sandpaper and wiped clean.

Regardless of the paint you choose to use, season your new blackboard surface before you start practising any fancy typography.



PHOTO COURTESY OF RUST-OLEUM

Take the broad side of a piece of white chalk and rub down the entire area, then rub it clean with a dry cloth. Don't neglect seasoning the surface or a ghost of your first design will permanently remain.

Mastering Chalk

Deciding what to draw or write on a new blackboard is only half the battle. As a décor centrepiece, the content should look attractive, and mastering the chalk may take a bit of practise. Here are a few tips that will help transform even the most novice chalk artist.

- Lightly sketch out the design a few times
- Use a level and a ruler to keep things straight and symmetrical
- A wet Q-tip is the perfect tool for cleaning up lines
- To generate a paint-like effect, keep the chalk wet
- Sharpen the chalk
- Give chalk markers a try

Alternative Surfaces

If you're a commitment-phobe, painting a wall may seem daunting. Think about using blackboard paint in your home décor accents instead.

- A painted playroom table can become an instant checkerboard, game of tic-tac-toe or artist's easel
- Create an erasable pantry system by painting labels on jars
- Coat a serving tray for easy identification of appetizers
- Customizable placemats make a unique adornment to the dinner table
- Update a filing cabinet by turning it into a blackboard surface

Just have fun and remember – you can always erase and start fresh. **OH**

HOUSE RULES

DESIGN SHOP

EST. 2014

GRAND OPENING APRIL 25 2015



13555 BRUCE ROAD 10 (RR3) HANOVER ON

P 226 434 1234

F 226 434 1235

www.houserulesdesign.com





A smooth build from start to finish.

- Build your dream home on the Saugeen River in Durham. Fully serviced – only 2 left !!
- Also 2 – 2 acre lots in Watra Sub-division in Glenelg Township
- 2 Fully Serviced Lots in the Town of Durham 1- 50 ft & 1- 70ft
- 4 – 1/2 acre serviced lots on Durham Road
- 3 serviced lots in Collingwood
- Coming soon! 30 lots in Hanover



CANDUE HOMES





519-369-5051
homes@canduehomes.com
www.canduehomes.com



The only thing tougher
than the finish of our
floors is choosing a colour!

online

TODAY ON **ourhomes.ca**



See homes from around the province like this modern home in Ottawa.

Join The Conversation
On Social Media >>>



Celebrate life at home with more home tours, design ideas, tips for outdoor, DIYs and recipes at ourhomes.ca

And we can help you with that too.

South Bruce
FLOORING

DIVISION OF BERNIE MCGLYNN LUMBER LTD.

Your Quality Hardwood Specialists

1563 Hwy. 9, RR #5, Mildmay, ON

519-367-3215

www.southbruceflooring.com

COASTAL MEETS CONTEMPORARY

STORY **SARAH SLOAN**
PHOTOGRAPHY **SANDY MACKAY**
FLOWERS **BAYBERRY'S OF HIGH STREET**

The home den is decorated in a suiting nautical theme. This room doubles as a guest space with a pullout sofa. **OPPOSITE TOP RIGHT:** Bruce and Cynthia Everest relax in their living room with their loyal golden retriever. **OPPOSITE RIGHT:** Just around the corner from the Everests' home, the Southampton harbour and the picturesque Front Range Light are visible.

Bruce and Cynthia Everest's fondest memories include days spent at their old family cottage just minutes north of Southampton. It was where they watched their son and daughter grow, spending many a summer's day entertaining and enjoying all the coastline has to offer. Newly retired, they are back at their favourite retreat, full-time in a new home.

"We've been coming to the area for 30 years... since the kids were little," says Cynthia. "This house is kind of our dream for our retirement, and we chose this location because we think it's beautiful. It was always our refuge from our crazy work lives."

Before settling in Southampton, the couple resided just north of Burlington, commuting to downtown Toronto from Waterdown for work. Their new home in Southampton is a huge change of pace for their family.

They had originally purchased another lot closer to the downtown core, but Cynthia was having a hard time giving up the prospect of living so close to the beach.

"We were up here for the May 24th weekend and we drove by these three lots that had just been severed," she recalls. The lots allowed for the newly retired couple to merge their dream of a house and a cottage onto one property, making way for the comfort and amenities of modern living, all while keeping the charm of a cottage.

Construction began in May of 2014, and Bruce and Cynthia were able to move into the house by November. Adding elements they favoured from Southampton's rich marine heritage, the pair designed a house suited to their needs. Built by **Dennison Homes**, the house, as Cynthia has so cleverly coined it, is what you could call "coastal contemporary." Many of the ideas for the house came from the beach house in the movie *Something's Got to Give*.

"I've read a lot of articles and decorating magazines where people talk about that house because it's so inspirational," she laughs. With the movie in mind, they set out to decorate their new home. Interior design consultant **Kaitlyn Shular** of **K Interiors** had them visit **barebirch** in Owen Sound. Décor and furniture from the boutique, featuring organic materials such as birch bark and driftwood, now infuse the living space. A palette of greys,

Continued on page 44



PHOTO BY KAITLYN SHULAR



ABOVE: The river rock fireplace, which takes centre stage in the living room, harkens to the couple's cottage roots. Built-in shelving provides individual nooks for decorative pieces. **RIGHT:** Office space, comprised of a built-in unit, doubles as a den and guest space in the compact retirement home. **FAR RIGHT:** A coatrack, made from a panel of Cynthia's great grandmother's piano (painted and restored), hangs outside the laundry room.



both warm and dramatic, comprises the colour scheme throughout the home (**Martin's Home Hardware**).

The relaxed coastal theme is especially evident in the open-concept kitchen designed by Kaitlyn and installed by **Bruce County Custom Cabinets**. Accompanied by a three-season screened-in porch, which offers beautiful views of their property, the kitchen's traditional shaker cabinets line its three walls and complement the contemporary quartz counter tops (**The Old Barn Polished Stone Creations**). A farmhouse sink and glass subway tiles are perfect additions to the space and are bound to be admired by many who enjoy a cup of coffee or a glass of wine around the kitchen's large island.

"They did a beautiful job," says Cynthia about Bruce County Custom Cabinets. "I am so happy with the quality. I love the backsplash that Kaitlyn found to go with the quartz," she adds. Kaitlyn says they were always on the same page throughout the project.

Extending from the kitchen is matching dark cabinetry and counter space, complete with an under counter beverage fridge. The cabinetry leads into the dining and living area, all beneath a custom-milled wood ceiling.

"The ceiling was one of our big splurges," explains Cynthia. "We really wanted to have that look... it was an upgrade we requested after the original plan."

Distressed oak flooring is a stylish but functional compromise for Abbey – their beloved Golden Retriever.

"I love that the house is so bright and airy, yet has amazing elements that keep it grounded, like the river stone in the fireplace," says Kaitlyn.

The fireplace (**Aiken Brothers Plumbing Heating and Electrical**) immediately draws attention and is accompanied by Eldorado stone from **Shouldice Designer Stone**. Dennison Homes completed the masonry work around the hearth and on the exterior and was intended to replicate the river rock found at their old family

Continued on page 46



In the kitchen, white cabinetry, a wainscoted island and apron sink lend a country vibe to the contemporary glass subway tiles and distressed hardwood flooring. Recessed shelving in the kitchen island offers cubbies for displaying cook books.

SOURCE
GUIDE

Aiken Brothers Plumbing, Heating and Electrical • Back Yard Boys • barebirch • Bayberry's of High Street Flowers & Gift • Brubachers Siding and Construction • Bruce County Custom Cabinets • Dennison Homes • K Interiors • Martin's Home Hardware • The Old Barn Polished Stone Creations • Shouldice Designer Stone • Square Deal Neil's Appliances & Electronics • Tile by Tyler • Warton Home Building Centre • Warton Home Décor Centre



The master bedroom is a neutral respite, featuring luxurious greys and bold blacks. **BELOW LEFT:** The master en suite comes complete with mosaic tile flooring and his and her sinks. The wide-panel wainscoting around the bathtub and shaker panel cabinetry gives the room a modern cottage feel.



cottage. The fireplace is enveloped by more floor-to-ceiling custom shelving and cabinetry – one of Bruce's favourite features.

Large windows run perpendicular to the fireplace and allow for warm natural light to cascade in. The powder room, laundry room and den are located off the hallway towards the front entrance of the home. The second storey is home to a large landing, three bedrooms and a beautiful guest bathroom.

The Everests' house is graced by hand painted furniture. Whether it be a cabinet, handmade and given to Cynthia by her father, or a treasure found at the nearby Keady Market, Cynthia has given the furniture a new lease on life. Small tokens of history from the area, such as photographs and maps, are also scattered about. As a retired teacher and history buff, these are pieces to have in the home.

The master bedroom shares the same breathtaking view as the kitchen. Ceiling detailing found in the lower level is also reflected in their bedroom, which features a walk-in closet and en suite. Its spa tub, walk-in shower and heated marble floors (**Tile by Tyler**) are illuminated by elegant, yet serene, Feiss light fixtures.

The couple can now enjoy their property year-round and its proximity to the waterfront.

"We love it," says Bruce. "It's certainly more than I thought it would be. It just blows me away, this place, and far exceeds anything I expected."

They now have enough space to watch their family continue to grow and continue to make new memories, just as fond as the ones they've made here in Southampton and along the lakeshore in the past. **OH**



Bruce County

CUSTOM CABINETS

Kitchens, Vanities, Built-Ins
519.483.1188
SOUTHAMPTON

www.brucecountycustomcabinets.ca



DENNISON HOMES

100% Custom Homes
519.483.1199
SOUTHAMPTON

www.dennisonhomes.ca



GLADIATOR GARAGWORKS
BY WHIRLPOOL CORPORATION

IT'S TIME TO RETHINK THE GARAGE.®

SERVING THE AREA FOR OVER 60 YEARS

**SQUARE DEAL NEIL'S**
TV AND APPLIANCES

SALES & SERVICE • NEW & USED
Hwy 21, Southampton 519-797-3905
sinclairtv@bmts.com www.squaredealneils.ca
Large enough to serve you, small enough to care!

HOME & COTTAGE EXPO

Your Regional Home Show

Featuring the best suppliers & contractors in the Southern Georgian Bay area.

- New & Custom Builders
- Landscape Designers
- Home Decor Specialists
- General Contractors
- Garden Centres
- Outdoor Recreation Experts
- Renewable Energy Suppliers & much more!

APRIL 25 & 26

\$5 Kids 12 & Under
admission **FREE**



Harry Lumley Bayshore Community Centre
1900 3rd Avenue East, Owen Sound
FREE PARKING
homeandcottageexpo.com



Turn over a new (financial) leaf!

Retirement, investment and tax planning is a year 'round activity if done properly. For how many years have you vowed not to leave things to the last minute this time!? Add the following financial checklist to your calendar and start your planning now!

Spring:

- Start an automatic monthly savings plan to an RRSP, TFSA or ANY kind of savings account.
- TFSA contributions: As of January 1st, 2015, the total cumulative room for TFSAs is \$36,500 if you haven't opened a tax free savings account yet.
- Pull out last years' tax return and check off tax receipts as they are received. Then organize your tax slips and take them to your accountant the first week of April, not the last.
- Start a file for your 2015 tax slips so anything that is received during the year doesn't get lost.

Summer:

- 65 this year: Make sure you earn \$2,000 of tax free pension or RRIF income.
- 71 this year: See your advisor to start the RRSP to RRIF conversion

process and discuss how you will begin generating income from your investments.

- Low income year and nearing retirement: If either this or next year will be an unusually low income year, consider a withdrawal from your RRSP before age 71 to reduce the total taxation of the account over time.
- Review your RRSPs, RRIAs, TFSAs and life insurance policies to make sure your beneficiaries are current.
- Review your Wills and Powers of Attorney to ensure your executors and attorneys are able and willing to step in if necessary.
- Do a net worth statement and attach it to your Will. Your executor will thank you for it.

Contact **Michele Mannerow**,
Investment Advisor
with **RBC Dominion Securities**
(www.mannerow.ca),
at 519-376-2018 to help
check these items off your list.

This article is supplied by Michele Mannerow, an Investment Advisor with RBC Dominion Securities Inc. (Member-Canadian Investor Protection Fund). This article is for information purposes only. Please consult with a professional advisor before taking any action based on information in this article.



HACKStONe Landscapes



2014 Ontario Awards of Excellence Winner
for Residential Construction



Bespoke designs, expert craftsmanship and exceptional service. Specializing in outdoor living upgrades for homes and chalets in Beaver Valley, Blue Mountains, Collingwood, and the Georgian Triangle.

519-922-2929

www.hackstone.ca
facebook.com/hackstonelandscapes



Quality Custom Designed Concrete



519.895.6425

Driveways • Patios • Walkways • Pool Decks
Floor Finishing • Broom Finish
Swirl Finish • Pebblestone Finish
Stamped Finish • Various Colours

greatlakesconcrete.ca



cooking at home

MAPLE MAGIC

STORY PAT CROCKER

Just as spring slips into our consciousness, something almost mystical is taking place deep in the woods. It happens only when daytime temperatures inch above freezing and then drop back into crisp, frigid nights.


When conditions are just right, carbohydrates, stored as starch in the roots and trunks of maple trees, begin to morph into sugar.

The sugar merges with water while being pulled from the ground up through the roots, trunk and limbs. Warm days cause pressure to build up in the tree, forcing the thin, clear, slightly sweet and sticky sap to drip out of drilled holes (1).

Sugar maple (*Acer saccharinum*) is the most widely used tree for collecting sap for syrup-making, but other maple species, birch, walnut and beech trees are also tapped for sap. Modern methods of sap collection rely on an intricate network of plastic lines that funnel the sap directly to the boiler (2).

The sap is boiled until the water content is reduced and the sugars are concentrated into a syrup-thick liquid.

Syrup from the first sap run of the season is light amber and mild in taste, labeled No. 1 Extra Light. By the end of the season, the syrup is a rich, full-bodied and dark amber colour. This is the grade of syrup I prefer for both cooking and drizzling on pancakes because of its distinct maple flavour (3).



1



2



3

MAPLE-BRAISED APPLES AND PORK

Makes 4 servings

1 lb boneless pork loin or tenderloin, cut in ½-inch (1cm) thick slices

2 tsp chopped fresh sage

1 tsp chopped fresh rosemary

salt and pepper

2 Tbsp extra-virgin olive oil

1 onion, thinly sliced

4 apples, cored and thinly sliced

2 Tbsp (30 mL) maple syrup

½ cup (125 mL) apple juice

- Rub pork slices with sage and rosemary and season lightly with salt and pepper.
- In a large skillet, heat oil over medium-high heat. Add seasoned pork slices and cook until lightly browned, about one minute per side. Remove from pan and set aside. Reduce heat and add onion to pan. Cook, frequently stirring, for five minutes or until softened. Stir in apples and cook, occasionally stirring, for five minutes. Stir in maple syrup.
- Return pork and accumulated juices to skillet. Add stock, cover and simmer, until juices run clear when pork is pierced with the tip of a sharp knife, about five minutes. Transfer pork to platter and keep warm. Increase heat to high; cook apple mixture, frequently stirring, for three minutes or until liquid becomes syrupy. Spoon over pork and serve immediately. **OH**

online

Get more recipes at
ourhomes.ca/mag/cook

The Municipality of Grey Highlands

www.greyhighlands.ca

The place for all seasons!

CENTRE GREY BUILDING SUPPLIES



Your one stop home building and improvement store. We carry lumber, insulation, plumbing, electrical, panelling, roofing, handtools, paint, windows and doors. Free delivery and estimates.



74 Lorne St., Markdale
519.986.2641
1.800.461.7093

FLESHERTON/MARKDALE HOME HARDWARE



Markdale and Flesherton Home Hardware for all your paint, plumbing, electrical, hardware, household and outdoor needs. Markdale now carrying a wide selection of safety footwear with the best brands at great prices. Come in and check out our new product lines. As always, our friendly staff are here to help.



Markdale 519.986.3011
markdalehomehardware.ca
Flesherton 519.924.2430
fleshertonhomehardware.ca

TOP O'THE ROCK



Everything you need in 1 stop Groceries – Deli – Bakery
Healthier Food Choices For You!
Rotisserie Chicken & Wings
Homemade Take & Bake Meals
• The BEST GOURMET pizza
Every Order Custom Made!
• Caring staff • Quick lunches
• Sandwiches made to order
We hold ourselves to a higher standard.
YOURS!
Open Daily 7:30 a.m.

Grey Road #13
Eugenia
519.924.3244 519.924.3185

THE MARKET SHOPPE



Bringing the feel of a farmers' market to a store. Step up to the take-out lunch counter for delicious soups, sandwiches, and baked goodies, including homemade cookies. We also have premium quality meats and gluten-free products, local products, and fresh in-season produce. Check out our Facebook page for the daily soup, specials and new products! Now scooping Chapman's™ Ice Cream!

7 Toronto Street
Markdale
519.986.4144

RELIABILITY

IT'S NOT JUST GETTING THE JOB DONE
IT'S GETTING THE JOB DONE RIGHT!

For the dependable service and solutions you need.

KEN PHILP

PLUMBING • HEATING

AIR CONDITIONING • GEOTHERMAL

Residential - Commercial - Industrial - Institutional

Dave Lennox
PREMIER DEALER
LENNOX

LENNOX

HOME COMFORT SYSTEMS
Innovation never felt so good.™



(519) 372-0688 • OFFICE @KENPHILP.COM
128 Jason Street, Springmount Business Park, Owen Sound

>> SOURCE IT

HEARTWOOD LANDSCAPES & GARDENS

One of the premiere landscape/design companies in Southern Georgian Bay since 1999, Heartwood Landscapes is dedicated to providing our clients with exceptional service and craftsmanship from the design stage to the finishing touches. Whether you desire a full landscape installation including patios, walkways, retaining walls, trees and plants or simply wish to enhance your space with an intimate patio, a stunning entry, a pergola with outdoor kitchen or garden revamp, Heartwood Landscapes will bring your vision to a beautiful reality. We strongly believe that landscaping your property should be an exciting process and this shows in our distinctive design and the quality of our work.

In an effort to keep things simple for our clients, we have all your needs under one roof. As well as landscape design and installation, we have an experienced garden maintenance team and supply everything from lawn maintenance to hot tub installation, recycled outdoor furnishings to sheds and bunkies, irrigation to lighting...we have it all.

A good landscape increases the curb appeal and value of your home or cottage but at Heartwood Landscapes we believe a **great** landscape enhances the value of your lifestyle.

First step... give me a call!

Lynne Barnes 519.377.9991 • www.heartwoodlandscapes.ca
See our work on Houzz. Heartwood Landscapes is a proud member of Landscape Ontario. (Please see ad on page 8)

HOUSE RULES DESIGN SHOP

Welcome to House Rules Design Shop...your one-stop shop for all things for your home. Whether you are starting from scratch or updating what's been done, House Rules Design Shop has everything you desire from lighting,



plumbing, flooring, blinds, as well as paint and we also boast our very own in-house designer. Heather Smillie is a veteran of commercial, residential and production design with over 17 years experience. Heather is available to assist with any and all design inquiries and with her expertise, she is sure to help you discover your style and make personalizing your home a pleasant and enjoyable experience. Homeowners, contractors and designers alike...we invite you to come and utilize our space and take advantage of all that House Rules Design Shop has to offer. 226.434.1234 • www.houserulesdesign.com

(Please see ad on page 39)

A MISCELLANY OF THE NEW, NEAT, UNIQUE, AND FABULOUS IN GREY AND BRUCE COUNTIES

JOHN THOMPSON MOVERS

Every move is as unique as each customer. By contacting JOHN THOMPSON MOVERS, your individual moving requirements will be addressed. Packing, Moving Services, Valuation Options and Storage (Warehouse or Container) are just a sampling of the types



of services that are available to coordinate and provide you with a stress-free experience, no matter where life takes you.

JOHN THOMPSON MOVERS has joined forces with the Campbell Group of Companies involving a group of 23 companies, 10 owned buildings with over 150,000 square feet of modern palletized household goods storage, which is more than any other moving company in Ontario.

We have established ourselves as the trusted name in moving - whether moving across the street, across the country or around the world.

In life, few events match the stress of moving. At a busy time of new beginnings and major changes, JOHN THOMPSON MOVERS is an industry leader providing you with a tradition of trust, knowledge and consistent, superior service to handle your next move.

519.376.7613 • 1.800.567.5354 • www.jtmovers.com

(Please see ad on page 53)

STONE RIDGE WOODCRAFT

One day, three talented woodcrafters realized they shared a common desire: to meet the home decorating needs of discriminating individuals by marrying real Canadian hardwoods and original designs with years of woodworking experience to produce striking furniture and décor. Stone Ridge Woodcraft was born.

Today, Stone Ridge Woodcraft boasts an array of one-of-a-kind tables, benches, wine racks, coat racks and other staple furnishings that will have you wondering: is it furniture, or art? Well designed and well built, our heirloom-quality pieces take a room from ordinary to extraordinary while adding functionality. We favour a blend of rustic, often live-edge woods and carefully chosen modern touches. We like to think our pieces are conversation starters. Think *individual*. Think *noteworthy*. Think *memorable*.

If you're seeking home furnishings that are as distinctive as you are for your chalet, cottage, home, or office, we invite you to visit www.stoneridgewood.ca for our current offerings.

To purchase our existing one-of-a-kind home furnishings and décor, find out about our Open Workshop days, or discuss a custom order, please get in touch with us today.

416.458.3242 • info@stoneridgewood.ca
www.stoneridgewood.ca (Please see ad on page 59)



Marketplace

To order a listing in marketplace, please contact:
Betty Ann Fawcett • 519.986.2599 • bettyann@ourhomesmagazine.com

MAC TAYLOR CORPORATION

ARE YOU BUILDING? CALL MAC!

Let **MAC TAYLOR** prepare your site for your new build. We do it all – test holes, septic design and installation, permit completion, excavation, grading and much more. We're here to help you **every step of the way**.

www.mactaylor.com • RR#3 Holland Centre, ON N0H 1R0
e. info@mactaylor.com • t. 519.794.2380 • f. 519.794.3701

JUST GOT THE UTILITY BILL
Many smart homeowners no longer dread receiving their monthly bills. That's because they made the switch to WaterFurnace geothermal heating and cooling technology. So relax, and take control over those utility bills.

WaterFurnace
Smarter from the Ground Up®

NORTHERN
HEATING & VENTILATION
PLUMBING, HEATING, A/C, GEOTHERMAL & WATER TREATMENT

Collingwood • Markdale
Owen Sound • Durham
705-444-2736 • 519-986-3307
800-661-5796 • 519-369-1011
northern@sandyhamilton.ca

ROBERT MAYERHOFER LTD.
Decorating Contractor

Residential Interior and Exterior painting, wallpaper, woodfinishing, decorative and faux finishing

Toll-Free: 1-800-324-4588
e-mail: mayerhofer@wightman.ca

Advertise in our Summer Issue & get noticed!

Give **YOUR BUSINESS** the benefit of premium exposure to our extensive targeted readership!

ADVERTISING INQUIRIES & SALES, PLEASE CONTACT:
Betty Ann Fawcett • 519.986.2599
bettyann@ourhomesmagazine.com

ourhomes
GREY & BRUCE COUNTIES

Delivering Innovative Solutions in Wood

Mantels | Cabinets | Wall Units
Audio Visual Systems | Storage Units
Home Office Workstations | Murphy Beds
Kitchen Renos | Stone/Tile Backsplashes

THE WOODWORM
317542 Hwy 6 & 10, Owen Sound
519-376-6323 | 416-525-7814
www.thewoodworm.com

JOHN THOMPSON MOVERS

Moving your world!
Local • National • Worldwide Moving
The Area's Premier Moving Company for Over 45 Years.

519.376.7613
1-800-567-5354
Competitive Pricing and Professional Service
jtmovers.com

LEAKY BASEMENT?

WISE CRACKS
...since 1991

Permanent Solutions for Foundation Leaks ...Guaranteed!

- Crack Injection Specialists
- Exterior Membranes
- Interior Drain System
- Sump Pump Sales
- Lifetime Warranty Fully Transferable

519 372 2795 | 705 444 0409
cochrane.m@rogers.com
www.wisecracks.com

A WISE CRACK IS A DRY ONE®...WE GUARANTEE IT!

BlueWater★ProTeam

PROPERTY RESTORATION SPECIALISTS
Water • Fire • Wind • Mould • Asbestos

1-866-622-0106 • www.bluewaterproteam.ca

people

MOVING UP

STORY
JENNIFER
SCHLEICH
PHOTOGRAPHY
STEVE SMALL

If you're looking to build in Grey Bruce, chances are you can find a residential development somewhere out there designed with you in mind.



JACKIE KRYSKO, JENNIFER SCHAUS, (f) EARL THEDE AND KURTIS KEALEY

Summerside Reid's Heritage Homes

Where is the development? Summerside sits on the north end of Port Elgin in the community of Saugeen Shores. Our presentation centre can be found at 465 Biener Dr.

What is unique about Summerside? The community is conveniently adjacent to schools, shopping and the beach. It's also a recreational paradise; from the beach to the plentiful parks, the area is a walker's dream come true and the paths surrounding Summerside are transformed into a web of cross-country ski trails in the winter.

Most popular floor plan: We have over 23 models available, but our most popular layout features include open-concept plans with great rooms, kitchens with islands and breakfast bars, and luxury en suites.

DON TREMBLE

Candue Homes

What is the "Candue difference"? The Candue difference means we work one-on-one with all our customers and develop a bond of friendship.

How about custom homes? Yes, Candue Homes builds homes that are fully customized to our client's lifestyles and needs.

Where are Candue's developments? Our current residential development is on Durham Rd. East, with fully-serviced town and country estates available. Coming in the fall of 2015 is a new development in Hanover.

Continued on page 56

ENDURING REVIVALS | SYMPATHETIC RENODITIONS | MODERN VERNACULARS

Pamela Farrow ARCHITECTURAL TECHNOLOGIST
pfarrow@pamhouse.ca
519 334 3456

Spring Window Cleaning!

Window Cleaning should be more than just the glass!

Before After

Serving Grey / Bruce counties and beyond since 1976

Residential / Commercial / Siding Washing
Eavestrough Cleaning / Dryer Vent Cleaning

519-378-5300
glassdancers.com
estimate@glassdancers.com
glassdancers@gmail.com

Glass Dancers
WINDOW CLEANING

BUY DIRECT FROM THE SAWMILL!

■ ALL DECKING MATERIALS
■ BOARD & BATTEN ■ POST & BEAM
■ WHITE PINE FLOORING ■ T&G SIDING

High Quality: White Pine, Red Pine, Cedar, Hemlock
1" Boards - 2" Dimension; 4" and 6" Squares

CALL FOR QUOTE

MOGGIE VALLEY TIMBER INC.
RR#1 Holland Centre, ON
519-794-0018
www.moggievalleytimber.com
Mon - Thurs - 7:30am to 5:30pm
Friday - 7:30am to 12:30pm

karn's ROOFING LIMITED

Installing Quality Roofing Systems throughout Grey & Bruce Counties Since 1952

Residential - Commercial - Industrial

GAF Certified
Weather Stopper Roofing Contractors

System Plus
WEATHER STOPPER

74 - 14th Avenue, Hanover
519.364.3327 www.karnsroofing.ca
Fully Insured / WSIB



**ANNIE MACGREGOR-SMALL,
HEATHER DOYLE AND DEBORAH
MACGREGOR-BRINDLEY**
MacGregor Enterprises at Inverlyn Lake Estates

Where is Inverlyn Lake Estates? We're located in the Municipality of Huron-Kinloss at the southern edge of Kincardine.

What's the demographic? The community includes empty nesters, early retirees and folks in their golden years.

Favourite features: The community houses a clubhouse, salt water pool, 90 acres of private green space, a woodworking shop and a private lake. The homes are energy efficient with barrier free living features and top quality materials.

**HEATHER SMILLIE AND
MINI JACQUES**
The Edinburgh Club Suites

Best part of condo living: Condo living means a maintenance-free waterfront home. Every suite boasts personal and generous balcony space, a fireplace and in-suite laundry. There is also The Harbourfront Patio and The Rooftop Patio for exclusive enjoyment.

Something unique: Each suite has been designed to optimize the panoramic views of the beach and the harbour and offer an abundance of natural light. All the finishes and features are customizable and an interior designer is on-hand to help.

Where is The Edinburgh Club? Situated 70 feet from the beach at 137 Elgin St., Port Elgin, the 16-unit two and three bedroom condominium overlooks the Port Elgin harbour.



TOM AND TIM CLANCY
Clancy Builders Ltd.

Where are your developments? Many of our homes are built on privately owned land. We also build in the subdivisions of Miramichi Shores near Port Elgin and have access to Owen Sound-area land around the Legacy Ridge Golf Club and Eagle Ridge, and we are planning a new subdivision in Southampton.

Your philosophy: We strive to make our clients' wishes come to life, while using our experience to offer advice and recommend ideas that will enhance the home at completion.

What's unique about your homes? Because all of our projects are custom, they are each unique. We've also developed many great features, such as a golf range room, indoor lap pool, heavy trim mouldings, built-in cabinetry, raised-trey ceilings with integrated lighting, saunas and steam rooms, wine coolers and a walk-in freezer. **OH**



PARA
PAINTS

**Your local source for Para paints and
Sansin wood and floor stains**

PLUS

- TIMBER PRO penetrating stains
- Rot-Fix epoxies
- Wood strippers, cleaners and sealers
- Smith & Co. Epoxies & sealers
- System Three wood repair kits
- Timber Tec log home chinking
- Concrete primers & sealers
- Duckback and Wood Plus stains
- Full range of blast media

EQUIPMENT RENTALS
Serving both the Handyman and Professional

The Paint & Woodcare Co.
Specializing in Log Home Maintenance and Wood Preservation

104 Shane St., Unit 2A, Springmount Industrial Park, Owen Sound
519-372-1221 www.paintwoodcare.com

STONEBOAT
ARCHITECTURAL INC

NEW

CARRIAGE HOUSE - FRONT ELEVATION

BUILDINGS WITH TRADITIONAL STYLE

- Project Ideas
- Building & Renovation Solutions
- Ask About Our Screen Room Additions

Enquiries Welcomed At:
905.984.0398
www.stoneboathomes.com

Surroundings
of Mildmay

- Specializing in Quality Custom Framing of Prints, Photographs, Oils, Water Colours and all types of Needlework
- Drymounting & Laminating of Photos and Prints
- Unique Giftware & Home Accents
- Canadian and locally made products such as pottery, beeswax candles, preserves, jewelry, hand and body products and more!

**Surround Yourself
with Style**

58 Elora Street, Mildmay
519-367-2636
www.surroundingsmildmay.ca

WARM. EFFICIENT. BEAUTIFUL.
Everything is possible

LAURENS WIT CONSTRUCTION

www.wit-homes.com

519-371-7614

NEW HOMES • ADDITIONS • RENOVATIONS
SUPER-EFFICIENCY • RADIANT FLOOR HEAT

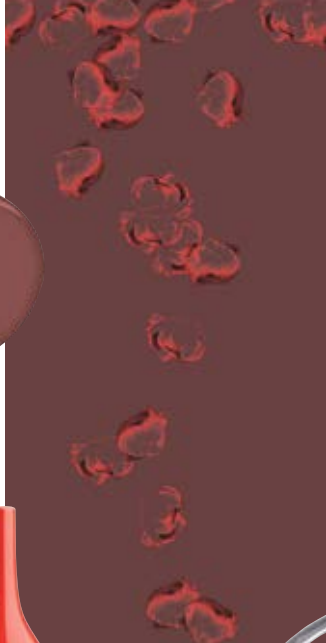
decorating



STAND MIXER: KitchenAid



APACHE RED
PAINT COLOUR:
Benjamin Moore



ERRAI
WALLPAPER:
Trove



DIALLO SMALL
CHANDELIER:
Arteriors



MARIN RED DINNERWARE
COLLECTION: Crate & Barrel



THREE-PIECE AMIGOS
VASE SET: CB2



STAUB CAST IRON TEAPOT:
Zwilling J.A. Henckels



NISHINO VOTIVE
CANDLE HOLDER:
Glassybaby



PROFESSIONAL
PEPPER MILL:
Trudeau Corp.

MARSALA

PANTONE'S COLOUR OF THE YEAR



30-INCH
CLASSIC
GAS RANGE:
Heartland
Appliances



CORAL APPLIQUE PILLOW
COVER WITH BEADS:
Williams-Sonoma Home



VERANDA COLLECTION:
Crosley Furniture

online

See more online at ourhomes.ca/mag/marsala

Stone Ridge WOODCRAFT



DESIGNERS AND
BUILDERS OF
FINE FURNITURE
AND HOME DECOR

(416) 458-3242 | STONERIDGEWOOD.CA
MARKDALE, ONTARIO

directory

OUR HOMES attracts the area’s finest businesses to advertise in our pages, and utilize our unparalleled distribution and coffee-table appeal to market their products and services. We’re making it easier for you, our readers, to become educated as you plan your home-and real estate-related purchasing decisions. View these business ads online at **www.ourhomes.ca/greybruce**

The listings below are organized alphabetically by industry.

APPLIANCES
MACDONALDS BRANDSOURCE
FURNITURE & APPLIANCES Pg 17
SQUARE DEAL NEIL'S TV & APPLIANCES Pg 47

ARCHITECTURAL STONE
SHOULDice DESIGNER STONE Pg 2

ARCHITECTURAL TECHNOLOGISTS
PAM FARROW ARCHITECTURAL
TECHNOLOGIST Pg 55

BUILDERS
CANDUE HOMES Pg 40
CLANCY BUILDERS LTD. Pg 27
COUNTRY SIDE BUILDERS Pg 61
DENNISON HOMES Pg 47
INSIDE OUT RENOVATIONS Pg 36
KEN BURROWS AND SON Pg 11
STONEBOAT ARCHITECTURAL Pg 57
WIT CONSTRUCTION Pg 57

BUILDING/LANDSCAPE SUPPLIES
CENTRE GREY BUILDING SUPPLIES Pg 51
FLESHERTON/MARKDALE HOME
HARDWARE Pg 51
MARTIN'S HOME HARDWARE Pg 19
MOGGIE VALLEY TIMBER INC. Pg 55

**CABINETS & MILLWORK/
FINE WOODWORKING**
BRUCE COUNTY CUSTOM CABINETS Pg 47
EXQUISITE WOOD DESIGN Pg 5
STONE RIDGE WOODCRAFT Pg 52, 59
THE WOODWORM Pg 53
TOPNOTCH FURNITURE Pg 64

CONCRETE/MASONRY/STONework
GREAT LAKES CONCRETE Pg 49

COUNTERTOPS/GRANITE & STONE
DI PIETRA DESIGN Pg 17
THE OLD BARN Pg 13

DOCKS
HUTTEN & CO LANDSCAPING Pg 3, 33

EXCAVATING/SITE PREP/SEPTIC
GROUND-UP CONTRACTING Pg 61
MAC TAYLOR CORPORATION Pg 53

**FINANCIAL/INSURANCE/
MORTGAGES**
RBC WEALTH MANAGEMENT -
MICHELE MANNEROW Pg 49

**FIREPLACES & STOVES/
HEATING & COOLING**
ACTONS PLUMBING AND HEATING Pg 27
AIR TECH MECHANICAL Pg 8
KEN PHILP PLUMBING & HEATING Pg 51

SANDY HAMILTON PLUMBING & HEATING Pg 53
THE FYRE PLACE & PATIO SHOP Pg 9, 19

FLOORING, STAIRS & TRIM
CUNEO INTERIORS LTD. Pg 37
MOGGIE VALLEY TIMBER INC. Pg 55
SOUTH BRUCE FLOORING Pg 41
SPECIALTY WOODS Pg 36

FOOD/DRINK/CATERING
THE MARKET SHOPPE Pg 51
TOP OF THE ROCK Pg 51

FURNITURE & HOME DÉCOR
DJ'S FURNITURE Pg 29
J'ADORN Pg 35
HOUSE RULES DESIGN SHOP Pg 39, 52
KOUNTRY KAT MENNONITE FURNITURE Pg 61
MACDONALDS BRANDSOURCE
FURNITURE & APPLIANCES Pg 17
SMITTY'S FINE FURNITURE Pg 63
STONE RIDGE WOODCRAFT Pg 52, 59
SURROUNDINGS OF MILD MAY Pg 57
THE RUSTY STAR Pg 19
TOPNOTCH FURNITURE Pg 64

GEO THERMAL
KEN PHILP PLUMBING & HEATING Pg 51
SANDY HAMILTON PLUMBING & HEATING Pg 53

HOME DÉCOR/GIFTS/COLLECTIBLES
AUGUST SKIES HOME DECOR ETC Pg 14
BAREBIRCH Pg 21
FULFORD HARDWARE Pg 21
INSIDE IDEAS Pg 19
PELLOW PHARMASAVE Pg 21
THE FYRE PLACE & PATIO SHOP Pg 9, 19

HOME IMPROVEMENT/RENOVATIONS
FULFORD HARDWARE Pg 21
INSIDE OUT RENOVATIONS Pg 36
THE WATER AND WELLNESS CENTRE Pg 7

HOT TUBS/POOLS/SAUNAS
THE WATER AND WELLNESS CENTRE Pg 7

INTERIOR DESIGN
HOUSE RULES DESIGN SHOP Pg 39, 52

KITCHEN AND BATH
BRUCE COUNTY CUSTOM CABINETS Pg 47
DURNIN'S CABINETS Pg 10
EXQUISITE WOOD DESIGN Pg 5
FULFORD HARDWARE Pg 21
HOUSE RULES DESIGN SHOP Pg 39, 52

LANDSCAPING/LAWN & GARDEN
GROUND EFFECTS LANDSCAPES Pg 37
GROUND-UP CONTRACTING Pg 61
HACKSTONE LANDSCAPES Pg 48
HEARTWOOD LANDSCAPES & GARDENS Pg 8, 52

HUTTEN & CO LANDSCAPING Pg 3, 33
ROCKSOLID LANDSCAPES Pg 15

MOVING
JOHN THOMPSON MOVERS Pg 52, 53

NEW HOME COMMUNITIES
GRANDVIEW HOMES -
MOUNTAINCROFT Pg 6
MACGREGOR ENTERPRISES -
INVERLYN LAKE ESTATES Pg 9
SUMMERSIDE - REID'S HERITAGE HOMES Pg 32

PAINTING & DECORATING
CUNEO INTERIORS LTD. Pg 37
GREY BRUCE PAINT & DECOR Pg 27
MARTIN'S HOME HARDWARE Pg 19
ROBERT MAYERHOFER PAINTER &
DECORATOR Pg 53

**PAINTING, PRIMING, BLASTING
& SANDING**
CUSTOM SODA PREP AND PAINT Pg 61
THE PAINT & WOODCARE CO. Pg 57

PLUMBING
ACTONS PLUMBING AND HEATING Pg 27
KEN PHILP PLUMBING & HEATING Pg 51
MCCANN WATER SYSTEMS Pg 61
SANDY HAMILTON PLUMBING & HEATING Pg 53

PRE-FAB STRUCTURES
STONEBOAT ARCHITECTURAL Pg 57

REAL ESTATE
RE/MAX LAND EXCHANGE Pg 14

RESTORATION SPECIALISTS
BLUEWATER PRO TEAM Pg 53
WISE CRACKS Pg 53

ROOFING
KARN'S ROOFING Pg 55

SPECIAL EVENTS
HOME & COTTAGE EXPO Pg 48

STONE PRODUCTS
LEDGEROCK Pg 4

WATER TREATMENT
MCCANN WATER SYSTEMS Pg 61

WINDOW CLEANING
GLASS DANCERS Pg 55

WINDOW FASHIONS
BUDGET BLINDS OF OWEN SOUND Pg 21
CUNEO INTERIORS LTD. Pg 37
INSIDE IDEAS Pg 19
PELLOW PHARMASAVE Pg 21



CountrySide BUILDERS
SPECIALIZING IN COMPLETE ADDITIONS
new home construction | renovations & additions | custom wood working
Serving Grey County countrysidebuilders.ca 519.794.2174



Chris Brown



McCann Water Systems
Over 30 years experience in the water industry.
We Specialize In:
Well Pumps, Well Maintenance
Water Softeners
Chalet/Cottage-Water maintenance
UV Disinfection Systems
Reverse Osmosis Systems
Well Flow Test
Iron Filters
Call us for your complete water system installation or service.
519.986.4743
www.mccannwatersystems.ca



KOUNTRY KAT
MENNONITE MADE
SOLID WOOD FURNITURE
All made within
50 miles of our location.
157 Garafraxa St. S. Durham
226.432.3005
kountrykat.com





GROUND-UP CONTRACTING
Whether you are looking for a better way to **clear land**, or **landscape mulch for your garden**, or anything in between, you can count on us to supply you with professional, courteous, and informed service.
Are you a landscaper or a nursery?
Call for more information about our mulch dealer network.
235332 Conc. 2C R.R.#1 Williamsford | 519.794.2842



Blazing trails and cleaning up outside spaces
We produce shredded pine bark mulch, cedar mulch, and coloured mulch in red, black and brown.
groundupcontracting.ca



CUSTOM Soda Prep & Paint
Log home maintenance | Deck refinishing
Brick cleaning and sealing | Interior and exterior painting
Environmentally safe dry ice blasting for removing old coatings from interior and exterior wood.
Hot water and steam cleaning for dirt and mildew.
Removing efflorescence from brick and masonry.
104 Shane St., Unit 2B
Springmount Industrial Park
Owen Sound
519-378-3590
www.customsoda.ca
ecostore@customsoda.ca



finishing touch

SHUTTER BUGS

PHOTOS AND STORY **WALTER FRANCZYK**



Originally designed to shut out sunlight and prying eyes while protecting the glass from the elements, window shutters are practical and versatile ornaments. When they fall out of favour as window coverings, they can get a new life as a wall finish. Here's how to upcycle old window shutters to give walls a fresh, coastal look.

Tools & Materials

- Shutters and bifold doors
- Cleaning rags and sandpaper
- Putty knife, latex paint and brushes
- One-by-two-inch wooden strapping
- Wood screws and a screwdriver or a power drill/driver
- Measuring tape, spirit level, square and pencil
- Hammer and finishing nails or nail gun
- Saw for trimming shutters
- DAP DryDex spackling or other fillers for nail holes

How-To



- Collect shutters and louvered bifold doors from family, friends and at garage sales. Habitat for Humanity's Restore is a great source.
- Clean and lightly sand the shutters.
- Paint shutters in your choice of colours. Sometimes leftover house paint will suffice.
- You can plan a pattern of shutters by first arranging them in a grid on the floor.
- Using wood screws, horizontally strap a wall at 18-inch vertical intervals with one-by-two-inch boards. Shutters will be nailed to these straps using finishing nails or a nail gun.

OR

- If you're adventurous, simply start nailing up shutters and fit them as you work your way along the wall.
- Trim shutters, as needed, to fit around doors and windows.
- Use bifold doors as tall vertical shutters or cut them to make shorter shutters.
- Trim shutters around electrical outlets. Frame the outlets.
- Fill nail holes. Touch up the paint finish. **OH**

online

Discover more DIY projects at ourhomes.ca/mag/create



Let our interior decorators make your decorating dreams come true



Smitty's
FineFurniture.com



For the LOVE of
CANADIAN
FURNITURE

Topnotch furniture

manufacturers of fine furniture



Handcrafted, Solid Wood,
Reclaimed & Fine Furniture

*14 Years of professional
design and manufacturing*

#89446 Huron Road 30, 1 km north of Hwy 87 on Fordwich Line, Gorrie, ON

519.335.3213 | www.topnotchfurniture.com