

SUMMER 2016

STYLE ■ COMFORT ■ IDEAS ■ REAL ESTATE

# ourhomes

G R E Y   &   B R U C E   C O U N T I E S

HOW TO  
WOW  
WITH  
WHITE

soothing  
RENO

CRAFTING  
CURB  
APPEAL

plus  
FEATURES FOR THE  
FRONT DOOR

SHELL-INSPIRED DÉCOR



HOT TUBS

POOLS

SWIM SPAS

PATIO FURNITURE

GRILLS

water&wellness

FINE OUTDOOR LIVING ACCESSORIES



CRAFTED WITH CHARACTER



Step into relaxation

explore your possibilities:  
[waterandwellness.ca](http://waterandwellness.ca)  
1 877 881 0746



Naturally yours  
HUTTEN.CA | 519 376 9364

Hutten & Co  
LAND and SHORE





*Natural Stone,  
Natural Beauty*



519-376-0366 866-877-5704  
[www.ledgerock.com](http://www.ledgerock.com)

Authorized Dealer for

**STONEROX**  
Facing the Future


**PERMACON**

OWEN SOUND  
**LEDGEROCK**


**ROCK**  
SOLID  
LANDSCAPES

DESIGN/BUILD  
LANDSCAPE CONSTRUCTION  
[john@rocksolidlandscapes.ca](mailto:john@rocksolidlandscapes.ca)

**519.379.1772**



**BEYOND ORDINARY...**



[rocksolidlandscapes.ca](http://rocksolidlandscapes.ca)

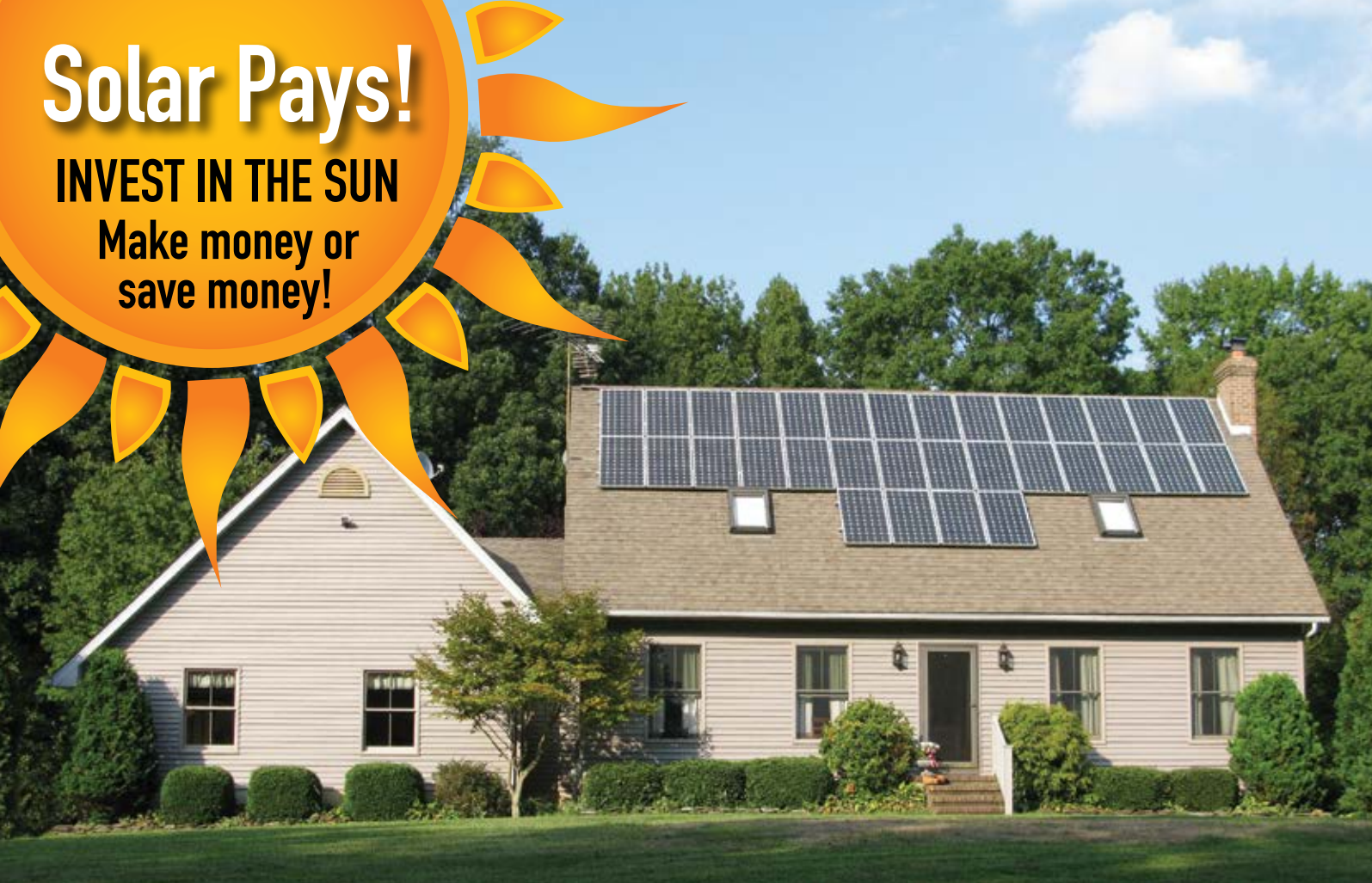
[landscapeontario.com](http://landscapeontario.com)  
Green for Life!



# Solar Pays!

## INVEST IN THE SUN

Make money or  
save money!



A solid environmental & economic investment.



## Put some sunshine in your bank account!

Receive a payment every month from your electricity provider and/or reduce your hydro bill to a small fee via net metering. Contact Blackline Power today to evaluate your solar options. We are the local experts.



**Blackline Power**  
RENEWABLE ENERGY SPECIALISTS

519.371.8945  
www.blacklinepower.com



PV Installation  
Professional



ROOF & GROUND SYSTEMS. MICROFIT/FIT & NET METERING. RESIDENTIAL & COMMERCIAL.

# Chill out this summer! & celebrate 20 years with SOUTH-PORT!



Thank you to all our  
Valued Customers!  
Here's to many  
more years!



Geothermal Comfort Systems  
**WaterFurnace**  
Smarter from the Ground Up



**MITSUBISHI ELECTRIC**  
COOLING & HEATING



**Carrier**  
turn to the experts

Have our South-Port Team turn this season into savings  
for a more comfortable future!!



## SOUTH-PORT

**MECHANICAL  
GEOTHERMAL**

Air Conditioning | Electrical | Plumbing | Furnaces | Fireplaces

Visit Our Showroom at 4475 Hwy 21 Port Elgin

519.389.2665 (COOL) | 519.389.4328 (HEAT)







Style  
& Innovation  
SEE WHAT'S NEW FOR 2016

HunterDouglas

Decor Design has expanded their showroom!  
Drop in to view the new product lines.

**Décor DESIGN** SHOWCASE  
HunterDouglas

519-370-0770 decordesign.ca  
On the corner of 3rd Avenue and 8th Street East, Owen Sound

Are you ready for the dog days of  
**SUMMER?**



Call us for a home cooling solution  
that's just right for you.

**AIR TECH MECHANICAL**  
HEATING • AIR CONDITIONING • VENTILATION SYSTEMS

519-934-3358  
117064 Grey Rd.3, Keady [www.air-tech.ca](http://www.air-tech.ca)

STYLE • COMFORT • IDEAS • REAL ESTATE  
**ourhomes**  
GREY & BRUCE COUNTIES

**REGIONAL PUBLISHER OUR HOMES Media Group Inc.**

Jamie Jefferson  
[jamie.jefferson@ourhomes.ca](mailto:jamie.jefferson@ourhomes.ca)  
Georgette McCulloch  
[georgette.mcculloch@ourhomes.ca](mailto:georgette.mcculloch@ourhomes.ca)

**REGIONAL MANAGING EDITOR** Jennifer Schleich  
[jenn.schleich@ourhomes.ca](mailto:jenn.schleich@ourhomes.ca)

**REGIONAL PRODUCTION MANAGER** Kelly Donaldson  
[kelly.donaldson@ourhomes.ca](mailto:kelly.donaldson@ourhomes.ca)

**MARKETING & ADVERTISING** Betty Ann Fawcett, 519.372.6338  
[bettyann.fawcett@ourhomes.ca](mailto:bettyann.fawcett@ourhomes.ca)

**DISTRIBUTION** Allan Fawcett, 519.986.2599

OUR HOMES is a registered trademark of OUR HOMES MEDIA GROUP INC.  
OUR HOMES Grey & Bruce Counties is published four times a year.

OUR HOMES is distributed to residents of Grey & Bruce Counties and to cottagers via direct mail. Copies of OUR HOMES are available for free pick up at high traffic locations throughout the region. Copies of OUR HOMES are also sent via direct mail to members of select ski clubs in the region. OUR HOMES is distributed throughout select B&Bs and hotels, and to select business leaders via direct mail.

OUR HOMES Media Group Inc. is a proud member of the  
Owen Sound and District Chamber of Commerce.

Please send all letters and/or feedback to OUR HOMES Magazine, 25 Elgin St.,  
Collingwood, Ontario, Canada L9Y 3L6. Or email us at [editor@ourhomes.ca](mailto:editor@ourhomes.ca).  
All letters received are subject to editing for grammar and length.

OUR HOMES MEDIA GROUP INC:

**EDITORIAL**

**EDITOR-IN-CHIEF** Georgette McCulloch  
[georgette.mcculloch@ourhomes.ca](mailto:georgette.mcculloch@ourhomes.ca)

**ASSOCIATE & WEB EDITOR** Laurel Fortin  
[laurel.fortin@ourhomes.ca](mailto:laurel.fortin@ourhomes.ca)

**MANAGING EDITORS** Nancy Belgue,  
Adrienne Brown, Laurel Fortin,  
Walter Franczyk, Mary Hatt, Sarah Hoy,  
Gina Makkar, Tiffany Mayer, Georgette  
McCulloch, Annette McLeod, Melissa North,  
Jennifer Schleich, Melody Wren

**ART**

**ART DIRECTOR** Tara Chattell  
[tara.chattell@ourhomes.ca](mailto:tara.chattell@ourhomes.ca)

**ASSOCIATE ART DIRECTORS**  
Sheila Britton, Robynne Sangiuliano

**DIRECTOR OF PHOTOGRAPHY** Jason Hartog  
[jason.hartog@ourhomes.ca](mailto:jason.hartog@ourhomes.ca)

**PRODUCTION**

**PRODUCTION DIRECTOR** Lynn Derrick  
[lynn.derrick@ourhomes.ca](mailto:lynn.derrick@ourhomes.ca)

**PRODUCTION MANAGERS**  
Julia Dempsey, Kelly Donaldson,  
Marilyn Reid, Abby Reynolds,  
Tracy Shuttleworth

**OPERATIONS**

**MANAGING DIRECTOR, SALES & MARKETING**  
Jamie Jefferson  
[jamie.jefferson@ourhomes.ca](mailto:jamie.jefferson@ourhomes.ca)

**MANAGING DIRECTOR, OPERATIONS**  
Georgette McCulloch  
[georgette.mcculloch@ourhomes.ca](mailto:georgette.mcculloch@ourhomes.ca)

**ACCOUNTING** Donna Duggan  
[donna.duggan@ourhomes.ca](mailto:donna.duggan@ourhomes.ca)

**ADMINISTRATIVE ASSISTANT** Lisa Merrell

**CONTRIBUTORS**

Brandon Barre, Adrienne Brown, Tara Chattell, Bonnie Fox, Walter Franczyk,  
Jackie Glass, Jason Hartog, Shelby Hilson, Gillian Jackson, Sandy MacKay,  
Charles Mann, Jenelle McCulloch, Stephanie Redmond, Melanie Rekola,  
Jennifer Schleich, Yanic Simard, Steve Small

Advertisements and the content, including photos, of advertisements published within  
OUR HOMES magazine are supplied solely by the advertiser and neither the publisher nor  
OUR HOMES Media Group Inc. accept responsibility for opinions expressed in advertisements or for  
copyright issues with regards to photos, advertising copy and advertisements, nor shall they be held  
liable thereby. By act of reading this publication, all advertisers and readers agree to indemnify and  
hold harmless both OUR HOMES Media Group Inc., and the publisher thereby. Copyright ©2016  
OUR HOMES Media Group Inc. All rights reserved. Reproduction without permission is prohibited.

OUR HOMES CAN BE FOUND IN THE FOLLOWING MARKETS:

Barrie • Durham Region • Grey Bruce • Hamilton • London  
• Mississauga • Muskoka • Niagara • Oakville/Burlington/Milton  
• Ottawa • Peterborough • Southern Georgian Bay • Vaughan  
• Region of Waterloo • Wellington County/Orangeville/Caledon • Windsor




**KitchenAid**  
HOME APPLIANCES



SERVING THE AREA FOR OVER 60 YEARS

**SQUARE DEAL NEIL'S**  
TV AND APPLIANCES

**SALES & SERVICE • NEW & USED**  
Hwy 21, Southampton 519-797-3905  
[sinclairtv@bmts.com](mailto:sinclairtv@bmts.com) [www.squaredealneils.ca](http://www.squaredealneils.ca)  
Large enough to serve you, small enough to care!



**Hutten & Co**  
LAND and SHORE

**DockinaBox**  
YOUR LOCAL AUTHORIZED DEALER

**HUTTEN.CA** 519 376 9364





FOR CANADIANS, SUMMER IS AN OPPORTUNITY for escape. Not from winter, but from our houses. Here at OUR HOMES we are all about loving our houses inside and out, but I think it's a natural human inclination to be out of doors.

I spend a lot of the year sheltering from inclement weather. When summer arrives I want to be outside, I want to move beyond my walls and my yard. I'm depleted by being contained. Inside brick and mortar or inside a fenced yard, it's just a different façade for the same substance: restriction. My soul craves movement – I long to stretch, explore, discover and wander.

It's not about travelling far and wide. I am more attracted to the simplicity of local discovery, of meandering through the untamed nature in my community. I want to explore what hides beyond the hedgerows. I aspire to relearn the ephemeral beach shore. I will pick my way across the sporadic hills and ditches of the neighbouring abandoned farm, or espy the craggy trunk of a concealed wild apple tree on the woods' edge. I covet the untraversed spaces. A house is too well known, too familiar, to be in all the time.

A home is more than simply the house you live in, or the way you choose to live in it. Home is also community – the places and people that surround your house. We anchor our idea of home in the neighbourhood, town or city that we live in, as much as, or even more than, our personal address. Many of us will move from one house to another in the same geographic area throughout our lives, and that's why it's important to discover and explore.

This summer my desire is to not fixate on the interior of my house, but to experience the extensions of home beyond my front door. I want my house to become a backdrop, an unconscious but comforting thought that I need neither consider nor conceive of. It will be my shelter and a place of gathering, and I will return there for much-needed replenishment, rest and company when I am crispy from the sun's blazing heat and my heart is full from immersion in the broader idea of home.

*Jennifer Schleich*

Jennifer Schleich, Managing Editor  
jenn.schleich@ourhomes.ca

 Follow us @OurHomesMag

**online** Get more at [ourhomes.ca](http://ourhomes.ca)



ESTABLISHED 1989



THE GREAT LAKES  
Frame Company



Exquisite handcrafted timber frame homes

519.794.0400 WWW.GREATLAKESFRAME.COM



# CONTENTS

## SUMMER 2016



44



48



26

### ON THE COVER

Beachside Beauty.  
Story, page 26. Photography  
by Jason Hartog.

20



16



### LOCAL FEATURES

- 16 Style Picks** Deck out your space for summer with these inspiring items.
- 26 Feature Home** Bruce County meets California coastal in a relaxing summer home.
- 44 Comfort Zone** Exquisite Wood Designs takes custom carpentry to the next level with technology.
- 48 Home & Builder** A couple with a knack for curb appeal builds a new home in Durham.
- 66 People** These businesses will help elevate your space by designing exactly what you have in mind.

### DEPARTMENTS

- 10 Editor's Note**
- 14 Advice** Impressive Front Entrances
- 20 Design Ideas** White Kitchens
- 24 Cooking At Home** Herbed Steak Tacos
- 36 Crafty Ideas** Concrete Succulent Planters
- 38 Outdoor Living** Stylish Exterior Lighting
- 46 Real Estate** Water Efficient Gardens
- 58 Decorating** Design Your Patio
- 60 Gardening** Aging Garden Tips
- 64 Good Taste** Refreshing Radlers
- 78 Home Resource Directory**
- 80 Double Take** Canadian-esque Bedroom
- 82 Finishing Touch** Seashell Inspired Décor

**& quality workmanship  
customer satisfaction**



# THE OLD BARN

## POLISHED STONE CREATIONS

Your local source for Granite, Marble & Quartz Countertops



*12 years*  
of business excellence!

173480 Mulock Road (between Durham & Hanover)

519.369.1710

theoldbarngranite.ca



# Advertise in our Fall Issue & get noticed!



Give YOUR BUSINESS the  
benefit of premium  
exposure to our extensive  
targeted readership!

ADVERTISING INQUIRIES & SALES, PLEASE CONTACT:

Betty Ann Fawcett • 519.986.2599  
bettyann.fawcett@ourhomes.ca

ourhomes  
GREY & BRUCE COUNTIES

advice

Designer  
Stephanie Redmond  
shares her ideas.



## FRONT ENTRIES

Much like your smile when meeting someone for the first time, your front door is the first impression of your home. It hints at the style to be found on the inside. Sometimes mess will permeate a front porch. Sometimes tidiness seems to glow from the inside out. There may be a hint of family life, a dog or kids, or a hint of artfulness – a homemade bench or a welcoming chalkboard. Whichever category you fall into, your front entry provides a clue to what lies ahead.


So how can we personalize such a small and seemingly important space?

A home will dictate the style of entry to a point, but it is also where you can add your own flair. For instance, you could add a glass door with a modern, lever handle to a red brick Victorian to give it a more contemporary edge. Eliminating the traditional, raised-panel, solid wood door will allow light to flow into your hallway and bring a modern touch to the outside of the home. For these changes to be made on a Victorian-style house, check with your local heritage society to ensure there are no restrictions on your updates.



### ADD COLOUR

One easy tool for change is paint. For instance, an otherwise simple door redone in a bright welcoming colour can completely transform the feel of your home. Sometimes a good paint job is the best solution for a quick clean-up. Farrow & Ball has fabulous palette recommendations for window trim, shutters and front doors.



### CHANGE HARDWARE

I really like the trend towards oversize door hardware. Rather than using a simple lever or knob, an oversize handle looks contemporary and unique. It defines the front door and provides a great design feature, dressing up an otherwise lacklustre, functional piece. The style works with modern and traditional depending on the finish of the hardware. See Rocky Mountain Hardware for a more traditional finish and Unison Hardware, Inc. for a more modern look.

### IMPROVE FUNCTION

We are about to embark on a renovation and one of the items I'm most excited about is a steel grate at my front door (for inside too). This is a functional decision. We have a lot of gravel around our house and dirt seems to follow my kids and pets wherever they go. Insert a grate at the door so sand and gravel will fall right through and you can minimize your sweeping efforts. It also doubles as a slip-resistant surface.

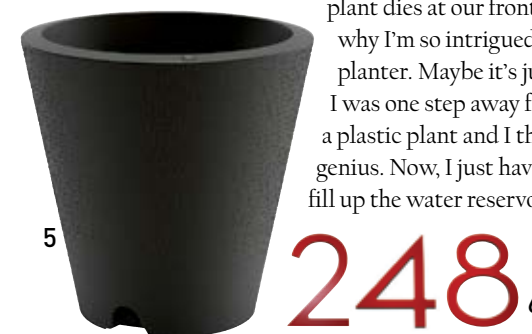


### UPDATE LIGHTING

Lighting is key for your front door. I prefer a very small and sleek light at the entry if it's coupled with some overhead LED pot lights to really illuminate the area. With LEDs being so small and versatile, lighting options have become much more creative. For a modern approach, use strip lighting under the nosing of your stairs to light up each step. It's a cool look and really useful on a dark night.

### ACCESSORIZE

Last but not least, if you're into accessorizing, try contemporary style numbers for your house in a coordinating but contrasting colour. And you will probably have a plant and a mat. Every time we go away our plant dies at our front door, which is why I'm so intrigued by a self-watering planter. Maybe it's just laziness but I was one step away from purchasing a plastic plant and I think these are genius. Now, I just have to remember to fill up the water reservoir!




One of the best ways to assess a situation is to stand back and take a photo, then look at the photo. What do you see that you don't like? Sometimes a new perspective is all it takes to gain a little creative insight. Good Luck! **OH**

1. FARROW & BALL: Rectory Red No. 217 Estate Emulsion 2. UNISON HARDWARE, INC.: Inox T-Shape Commercial Door Pull 3. ROCKY MOUNTAIN HARDWARE: Metro Entry Set 2-1/4 x 30" in Silicon Bronze Rust 4. HINKLEY LIGHTING: Luna Outdoor LED Wall Light 5. BARRACUDA INC: Dot Self-Watering Planter 6. NUMBER MY HOUSE: Modern House Numbers

## Professional Design & Manufacturing

Since 1989



Durnin's  
CUSTOM CABINETS

Browse our online galleries or visit our new  
showroom to view our beautiful displays.

810 10<sup>th</sup> St. W., Owen Sound

519.416.3132

www.durnin.ca





1



2

# DESIGN A SUMMER sanctuary

Spice up your space for summer with these streamlined designs and bold colours.



3

1 HOUSE RULES DESIGN SHOP

**Wall Sconce**  
This mid-century modern wall sconce from Kichler is reminiscent of 1940s wood panelling and comes with a white fabric shade.  
13555 Bruce Rd. 10, Hanover  
226.434.1234 | [houserulesdesign.com](http://houserulesdesign.com)

2 DÉCOR DESIGN

**Children's Art**  
This adorable original oil painting featuring a series of quirky cows makes a fun and colourful addition to any child's bedroom.  
790 3rd Ave. E., Owen Sound  
519.370.0770 | [decordesign.ca](http://decordesign.ca)

3 TOPNOTCH FURNITURE

**Muskoka Chair**  
If a classic cedar Muskoka lounge feels a little too cottage-country then try a bold blue hue instead. Made from weather-resistant recycled plastics, they are available in 30 colour combinations, and even as rocking Muskoka chairs.  
89446 Huron Rd. 30, Fordwich Line, Gorrie  
519.335.3213 | [topnotchfurniture.com](http://topnotchfurniture.com)  
*Continued on page 18*



**bare birch**  
casual, cozy, boutique interiors  
975 2nd avenue east, owen sound  
226-664-2273 | [www.barebirch.ca](http://www.barebirch.ca)



**Inside Ideas**  
829 2nd Avenue East, Owen Sound 519.371.6926  
[www.insideideas.ca](http://www.insideideas.ca)

*Pellow*  
**PHARMASAVE**  
GIFTS, HOME DÉCOR & MORE!  
  
**232 Durham St., Walkerton, ON**  
**519.881.0151 pellowpharmasave.com**

*A little temptation ...*  
*from those who spend their lives trying to avoid it.*  
  
Furniture to match your look and needs.  
Let us design and build for your home.  
**Country Charm**  
Mennonite Furniture  
17 George St, Caledon 519-927-1789  
Hwy 6 & 10, Owen Sound 519-376-4434  
[www.ccharm.com](http://www.ccharm.com)  
Bedrooms Buffets & Hutches Chairs & Rockers Tables Home Office



4



6



5

4 HOME HARDWARE

**Solar Lantern**  
The Heritage solar patio light has a contemporary coastal feel with its wood slat shutter look and frosted panels. It stands 24-inches tall and is weather resistant.  
(PHOTO: BONNIE FOX)  
580 – 24th Ave., Hanover  
519.364.3410 | homehardware.ca

5 KEN PHILP PLUMBING AND HEATING

**Outdoor Fireplace**  
Heat & Glo's latest outdoor fireplace, the Palazzo, allows the hot trend of linear fireplaces to move into the patio space. Finishing materials like stone can extend right to the edge for an ultra-contemporary frameless look. The Palazzo is equipped with marine-grade stainless steel, outdoor-rated LEDs and a power-operated screen.  
128 Jason St., Owen Sound  
519.372.0688 | lennoxdealer.com/kenphilp

6 FULFORD KITCHENWARE BATHWARE HARDWARE

**French Oven**  
Le Creuset's cast iron cookware is stovetop and oven safe and comes in a variety of colours, including this 4.3-litre French oven in palm green. (PHOTO: STEVE SMALL)  
874 2nd Ave. E., Owen Sound  
519.376.7729 | fulfords.com OH

*We bring custom window coverings to you!*

*We carry the hottest styles and colours to fit your décor.*

**Budget Blinds®**  
a style for every point of view®

shutters | draperies | wood blinds | cellular shades  
woven woods | roman shades | window film...and more

**"Expert Fit"**

Measuring & Installation Free In-Home Consultation  
**519-793-3921** [www.budgetblinds.ca](http://www.budgetblinds.ca)

Discover your inner chef.

**Fulford**  
Kitchenware ■ Bathware ■ Hardware  
874 2nd Ave. E. Owen Sound • [fulfords.com](http://fulfords.com)

PEUGEOT Trudeau 旬 Emile Henry  
WÜSTHOF LE CREUSET J.A. HENCKELS

**The Rusty Star**  
Solid Wood Mennonite Furniture & Country Home Décor

LOCATED AT GREY RD. 4 MAXWELL

[www.rustystar.ca](http://www.rustystar.ca) | (519)-922-2010 | [therustystar@live.com](mailto:therustystar@live.com)

Hours: Mon-Fri: 9:00 AM – 5:30 PM  
Sat: 9:00 AM – 5:00 PM (Closed Sundays)

*Undeniable Quality & Comfort*

Made in U.S.A.  
**TELESCOPE CASUAL FURNITURE**

**The Fyre Place & Patio Shop**  
Since 1973  
Located at Highway 6 & 21, Springmount (Near Owen Sound)  
519.371.2963 | [www.thefyreplace.com](http://www.thefyreplace.com)



# KITCHEN WHITE

STORY **YANIC SIMARD** | PHOTOGRAPHY **GILLIAN JACKSON**




PHOTO: BRANDON BARRE

The coveted white kitchen: it may sound strict, or even boring to some, but if you start with a solid base, this classic scheme actually leaves lots of room to add personality, drama, and yes, even colour. Read on to learn how to do a white kitchen the right way – your way.

## Never Run-of-the-Mill

Cutting corners with your millwork will usually show in the long run: good solid cabinets in a classic style can always be repainted or touched up, while low-end or trendy options will grow dated much faster as materials are dinged or peel. A good investment here will anchor the space for years to come.

**TRY:** Flat slab drawer/door fronts for a sleek modern look, with a lacquer or ultra-matte finish that highlights the beautiful simplicity. For a balanced transitional appeal, opt for shaker doors with a simple frame-like border, which can then be dressed to look more traditional or more contemporary with hardware. *Continued on page 22*



DETAILS THAT  
GET NOTICED

RESIDENTIAL & COMMERCIAL

*Exquisite*  
Wood Design Inc.

*Your custom Kitchen specialist!*

519.370.0808 1980 20th St. East, Owen Sound ewdesigns.ca





## design ideas

### Hard to Forget

Often, cabinet hardware goes overlooked, but good knobs and pulls can be the jewelry of the kitchen, so don't be too quick to settle for plain factory options. I often like to add variety by using different styles on the lower and upper cabinets, such as brass pulls and glass knobs – but play it safe with just two styles.

**TRY:** Brass or copper cabinet pulls for warmth, gem-cut glass or crystal for boutique elegance, or fun, patterned knobs for a trendy indulgence. To go minimal, use knob-free reach-in fronts, or try inset finger-pulls for a traditional upscale touch.



**BALDWIN HARDWARE:** 1. Swarovski Crystal Cabinet Knob in Polished Brass 2. Severin Fayerman Knob in Polished Brass 3. Cup Pull in Polished Brass

### Colour Chameleon

The white kitchen endures because it's so adaptable: a strict palette of neutrals for the fixed finishes still leaves room to update and accessorize the look endlessly. A hot trend for 2016 is to mix white with warm off-whites for a subtle richness, but a crisp white will work with virtually any favourite hue. When in doubt, keep the major investments neutral and add spice through non-committal accents.

**TRY:** Colourful tea towels (like this Bumble Bee Dish Towel from CB2), containers or appliances (like a KitchenAid stand mixer in Blue Willow), and be sure to leave room for a natural element like fresh flowers or fruit. Choose glass inserts for a few upper doors to let beautiful dishes and glassware add even more personality.



### Contrast Control

A colour pop isn't the only way to make a statement – lighting from unexpected sources, such as under-cabinet light pucks, floating shelves with LED strips, or inner-cabinet lights (with a windowed door) add interest and functionality. Consider mixing in a darker element such as espresso floors or smoky, stone counters for a pleasing contrast, and finish the scheme with a dimmer to change the mood at whim like a filter on Instagram.

**TRY:** Oversize pendant lights (like the Mason Wide Pendant from Arteriors) to add evocative points of interest without a single new hue.

## WHICH KITCHEN WHITE IS RIGHT?

Try one of these Benjamin Moore hues to suit your white kitchen style.



**Chantilly Lace (2121-70):** A long-time favourite, and an ultra clean and fresh white tone. This is a safe bet to avoid difficult-to-match undertones and just a breezy all-over colour for walls, cabinetry – everything.



**Cotton Balls (OC-122):** A faintly yellow-tinted off-white with a heritage character that works for elegantly traditional kitchens, or paired with a cleaner white to add sophisticated interest in an otherwise stark modern space. Try it for just cabinetry, where it will also hide a few fingerprints.



**Distant Gray (OC-68):** A barely-there grey, with ashy crispness that grounds bright white or offsets warm woods. Try it for just the walls, especially paired with a veiny stone backsplash, to make the cabinetry look extra crisp.



**Simply White (OC-117):** Benjamin Moore's 2016 colour of the year, and a warm just-off-white. Try this for painted floors or wood panelling (on, say, the front of an island) to give a cottage-inspired feel, or use it on walls with warm wood accents like exposed beams or floating shelves. **OH**



## Build your dream kitchen

with the confidence of Hanover Home Hardware - a name you trust and quality you know. From a new countertop, to paint selection, to a full kitchen renovation, Hanover's Kitchen Design Experts will take care of your needs every step of the way. Our collections offer thousands of choices to meet any lifestyle or taste preference - from Value to Luxury.

**We Install It Right - Guaranteed.**

Exclusive CABICO Dealer in Grey & Bruce Counties  
www.cabico.com

**HANOVER**  
**Home**  
hardware  
building centre

580 24th Avenue, Hanover, Ontario  
519.364.3410



cooking at home

# STEAK TACOS

with  
CHIMICHURRI  
& AVOCADO SAUCE

STORY AND PHOTOS  
JENELLE MCCULLOCH

Try these steak tacos for an easy, yet impressive, summer entertaining meal. Charred skirt steak is topped with refreshing chimichurri and an herbed avocado sauce.



## MARINADE

2 lbs flank or skirt steak  
juice of 1 lime  
1 Tbsp soy sauce  
¼ tsp dried chili flakes  
1 clove garlic, crushed

## ADDITIONAL TOPPINGS (Optional)

Radish, thinly sliced  
Jalapeno, thinly sliced  
Queso Fresco

## PICKLED RED ONIONS

1 medium red onion, thinly sliced  
2 cloves garlic, smashed  
A few slices of jalapeno or a dried chili  
½ tsp peppercorns or pickling spices  
½ tsp sugar  
½ tsp salt  
½ cup white vinegar  
Boiling water

## CHIMICHURRI SAUCE

1 bunch of parsley  
¼ medium onion  
2 cloves garlic  
½ cup olive oil  
juice of 1 lime  
2 Tbsp vinegar (red wine, apple cider or white)  
salt to taste

## AVOCADO SAUCE

2 large avocados  
4 cloves garlic  
¼ cup onion  
handful of watercress  
handful of basil  
handful of parsley  
olive oil, as needed  
water, as needed  
salt to taste

## MARINADE

- Mix together ingredients for the steak marinade, pour over steak and set aside.

## PICKLED RED ONIONS

- Bring 2-3 cups of water to a boil.
- In a large bowl, mix together garlic, jalapeno, peppercorns or pickling spices, sugar, salt and white vinegar.
- Place thinly sliced red onion in a mesh strainer and pour the boiling water over the slices, letting them drain in the sink. This par-cooks the red onion before pickling.
- Once strained, add the red onion to the pickling mixture and set aside.
- This can be done in advance, but let pickle for at least 30 minutes.

## CHIMICHURRI SAUCE

- Finely chop parsley, onion and garlic.
- Mix together with lime juice, vinegar and salt, and set aside.

## AVOCADO SAUCE


- Add garlic to a food processor with a teaspoon of salt and pulse.
- Add onion, watercress, parsley, basil and avocado flesh.
- Blend together and slowly add olive oil while processor is running. If the sauce is too thick, add water as needed. Season with salt to taste.

## COOK AND ASSEMBLE


- Preheat a cast-iron skillet over high heat, or preheat your outdoor grill, and coat with a layer of cooking oil.
- Once heated, pat the steak dry and sear on each side for 4 minutes for rare (cook longer if preferred).
- Remove steak from heat and let rest 10-15 minutes.
- Thinly slice meat against the grain.
- Serve with flour tortillas, sauces and optional toppings, including radish, jalapeno and Queso Fresco. **OH**

# Personalized to Perfection

EXCLUSIVELY AT DI PIETRA DESIGN



BIANO RIVIERA



NERO COSMOS



TYPHOON BORDEAUX



WHITE ICE

**DPD**  
DI PIETRA DESIGN  
COUNTER TOPS

705.727.0096 | 672 Welham Rd - Barrie | [www.dpd360.com](http://www.dpd360.com)







STORY **JENNIFER SCHLEICH** | PHOTOGRAPHY **JASON HARTOG**

# BEACHSIDE beauty

Only a small rustic hand-lettered sign, half obscured by tall summer grass, points the way to the California coastal-inspired summer home of Jane and Dave Matthews.



The Matthews' back deck was a Father's Day gift that transformed their outdoor living experience. More like a second living room than a deck, it's a favourite space at the Bruce Beach summer home.



Originally a prefab home, it was passed down to Jane and Dave from Dave's parents. The Matthews family has called Bruce Beach their summer residence since 1979, but according to the couple they are comparative newcomers to the neighbourhood.

“That’s not a long time for up here,” explains Dave. “We’re new people on this beach. These people next door have been here for over a hundred years.”

Though the cottage may be relatively young, it’s undergone a number of changes over the years. However, none of those changes compare in scope or scale to the stunning remodel Jane and Dave executed between 2014 and 2015 with the help of **Grant Frook Contracting Ltd.**

“He was very creative,” says Dave of Grant’s work on the remodel. “We found him through friends who had used him for minor projects and they spoke so highly of him that we thought, ‘We should give Grant a call.’”

**RIGHT:** Sea glass turquoise is a subtle colour scheme dispersed throughout the cottage, including this painting of two golden retrievers in a truck. **FAR RIGHT:** The porch doubles as a sheltered breakfast nook on windy days. **BELOW:** This light sconce is reminiscent of an oil lamp, lending a nautical look to the porch. **BELOW RIGHT:** Dave and Jane sit on coastal-style wicker chairs with dog Izzy in their remodeled living room.



In order to customize the summer home to suit their growing family, which now includes four young granddaughters, Dave and Jane decided to expand the home’s footprint (building materials from **Kincardine Timber Mart**). They added five feet onto the lake-side of the home, and another three feet to the front of the home (foundation work by **D W B Armstrong Ltd.**, and excavation work by **Elliott Construction**) and redistributed existing space to maximize the size of the cottage (drywall by **Polfuss Drywall**).

“We created a sunroom, and took away a bigger bedroom to make a mudroom,” says Jane. “We had four bedrooms before, but they didn’t function well.”

Much joy ensued as Frook’s team whisked away the impractical wall-to-wall carpet and

*Continued on page 30*







The transformation from dark wood panelling to contemporary whites and greys makes the space feel much more light and airy, aided by a coastal-style stone hearth in place of outdated brick.

stripped down the pine tongue-and-groove ceiling. The removal of the wood ceiling paved the way for Jane and Dave to select a bold hand-scraped engineered hickory hardwood floor with the help of Sheila Britton Design, who lent her expertise to the redesign.

“Sheila Britton, who is a very good friend, is a designer in Collingwood/Thornbury,” says Jane. “She was of great assistance in helping us select our hardwood and the tiling options in our bathrooms.”

Clean white lines were chosen to

complement the wood floors and bathroom tile, including contemporary straight-edge trim and baseboard, and a bright white kitchen by **Dungannon Kitchens Ltd.** The couple selected a series of pale grey Benjamin Moore paints from **Home Hardware** to soften the stark whites, including Revere Pewter for the main living areas, Edgecomb Gray in the master bedroom and bathrooms, and Inukshuk for their childrens’ bedrooms (painting by **Bill Morrison of Bill’s Painting**).

“A lot of the colours and even our countertops and backsplash were inspired by the Hendersons’ renovations – friends of ours on Bruce Beach,” says Jane. “A lot of her choices were so influential, specifically our quartz countertop colour Shitake, the river-rock backsplash, and the Revere Pewter paint that we love.”

The soft, light brown countertop gives a suitably sandy vibe to the kitchen and pairs well with the unique river-rock backsplash

*Continued on page 33*

Benjamin Moore:  
ReverePewter HC-172



before







## SOURCE GUIDE

Bill's Painting • Current Electric  
 • Dungannon Kitchens Ltd. • D W  
 B Armstrong Ltd. Concrete • Grant  
 Froom Contracting Ltd. • Home  
 Hardware • J'Adorn • Kincardine  
 Timber Mart • Polfuss Drywall • Elliott  
 Construction • Sheila Britton Design  
 • Southampton Art School & Gallery  
 • Valerie Cargo

above the stove. "The backsplash echoed our stone fireplace, and we really liked that coastal feeling," says Dave.

The kitchen is now the heart of the home. Previously, two people would be lucky to work in the kitchen at one time due to its size restrictions and layout, and the space had a noticeable lack of functional storage.

"We love our kitchen so much and everyone in the family loves to cook," says Jane. "Now everyone congregates around the island and the kids play hide-and-seek in the pantry."

The neutral browns and whites of the kitchen are broken by a series of bright pops of sea glass turquoise, a colour trend that was inspired by a gurgler purchased from **J'Adorn**, one of Jane's favourite places to shop for décor. The subtle turquoise is repeated in the island pendant lights, and throughout the great room's décor.

"This colour to me was the colour of the water, the colour of the sky, and that was sort of the start," explains Jane.

Though the original cottage had its decorative failures (remember: beachside carpeting), the couple really wanted to keep the soul of the family home alive. "We liked the character of the home," says Jane. "We loved the vaulted ceiling and that sort of 70s California vibe it had, and we were trying to maintain that feeling."

They drew on those beloved parts of the cottage's original architecture and decorative elements when designing the décor scheme for the post-reno space, such as the wicker chairs, seashell lamps and pine. She then turned to magazines and the Internet for contemporary inspirations that would pull her vision together.

*Continued on page 34*



**ABOVE:** To make room for an island featuring a breakfast bar in the new kitchen, the Matthews had to reduce the size of their dining area. **LEFT:** The home's new sunroom is a multifunctional space that doubles as an all-season sunset view, TV room and guest bedroom. **OPPOSITE:** The river-rock backsplash was inspired by a family friend's cottage and pairs well with the nearby stone fireplace.



feature

**RIGHT:** A glass bottle lamp with rope elevates the style of this lakeside home. **BELOW:** A little girl's bedroom with sweet mint and pink accents is the perfect respite for the couple's grandchildren. **BOTTOM:** The master bedroom features a wall-to-wall view of Lake Huron.



Benjamin Moore:  
EdgecombGray HC-173



Benjamin Moore:  
Inukshuk CC-460



“We already had all these classic wicker Pottery Barn chairs, and a set of glass lamps filled with seashells that had been brought back from Florida,” says Jane. Even the kitchen-table chairs, with their fun rattan seats, were sourced from the Matthews’ own furniture supply.

Though the kitchen has become a family-loved space, something about the brand new sunroom makes it one of Jane’s favourite places. Before the renovation, the cottage was surprisingly open concept for its age and once the grandchildren began arriving, life became very chaotic at the cottage.

“It’s so nice to have a place to let them colour, or for us to go and watch TV quietly,” explains Jane about her love for the sunroom. “We ate dinner in there just last night because the sunset was so nice.”

With retirement on the horizon, the Matthews have many more Lake Huron sunsets waiting for them in their “new” summer home. **OH**



Come in  
and see  
what’s new.



*Grey Bruce*  
Paint & Décor

Benjamin Moore

1580 20th Street East  
Owen Sound  
519-371-4207



A L A I R  
HOMES

LIVING BETTER STARTS HERE

ben.freeburn@alairhomes.com | (519) 385-0845 | www.alairhomes.com



# DIY CONCRETE SUCCULENT PLANTERS

STORY AND PHOTOS  
**TARA CHATTELL**

These little indoor planters have an earthy, industrial vibe and are perfect for trendy, low-maintenance succulents.

## TOOLS & MATERIALS:

Quikrete Anchoring Cement or Sakrete Fast-Patch Fast Concrete Repair

Non-stick cooking spray or Vaseline

Small containers to use as moulds, 2 per planter

Rubber gloves

Mask

Safety glasses

2 buckets

Water

Measuring cup or scoop

Bowl, bucket or container to mix small batches of cement

Wooden spoon

Trowel

Fine sandpaper

Succulents, to plant

Potting soil



## HOW-TO:

- Fill buckets with water. Use one to add water to your concrete mix, the other to store your tools while you're working so the concrete mix doesn't harden onto them.
- Select your moulds by pairing containers to create your planter form. Visit dollar or second-hand stores to find shapes that you like.
- Coat the inside of the larger container and the outside of the smaller container with non-stick cooking spray or Vaseline.
- Measure and mix small batches of concrete according to the package directions. Work quickly, especially with the Sakrete, or the mix will start to set.
- Pour wet mix into the larger container and apply quick taps to the bottom and sides to level the mix and release any air bubbles.
- Press the smaller container into the wet mix, being careful to leave a minimum half-inch thickness at the base; hold for 30 seconds. After 30 seconds, if the form rises when you release the smaller container, weight it down gently with water or stones. If mix overflows, skim the excess with a trowel.
- Allow mix to set for 24 hours or more to minimize cracking.
- Once your concrete planters are completely set and removed from the moulds, give the tops a quick sanding with fine sandpaper.
- Add potting soil and your succulent plants and display!

**NOTE:** Any materials used in this project should not be used again for food preparation. Be sure to wear rubber gloves during the entire process while concrete is wet. **OH**



# NIGHT LIGHTS

ILLUSTRATION HINKLEY LIGHTING

With a few beams of light, your outdoor spaces can sparkle underneath the night sky. Light fixtures in the right place will enhance your yard's style and extend your evening's outdoor entertaining. OUR HOMES shows you how to light your property and offers some style ideas.



**1. Flush Mounts** light seating areas, balconies or porches with lower ceiling heights.

**2. Hanging Lanterns** hang over outdoor dining areas or on porches with high ceilings.

**3. Wall Lanterns** commonly light exterior doors for increased visibility and safety.

**4. Post/Pier Lanterns** are often used to light the end of a driveway or front yard. They can also be used on top of a deck or fence post (not illustrated above).

**5. Spot Lights** allow you to highlight features in your yard with uplighting, shadowing or grazing techniques.

**6. Well Lights** are commonly used in uplighting and grazing techniques but can also be used for shadowing.

**7. Hardscape Lights** highlight larger structures such as built-in seating, deck or fence rails or retaining walls.

**8. Deck Lights** are mounted to deck posts, pergolas or gazebos to light the space perimeter.

**9. Step Lights** guide foot traffic, especially where there is a change in elevation.

**10. Path Lights** illuminate a walkway.

**HINKLEY LIGHTING:** 5. 3W LED Cast Aluminum Spot Beam 6. 50W Brass Well Light 7. Nexus Small Aluminum Hardscape Deck Light 8. Hardy Island Cast Brass Round Eyebrow Deck Sconce 9. Luna Zinc-Aluminum Alloy LED Step Light 10. Atlantis Natural Cedar and Aluminum LED Path Light

Continued on page 40



Art in stone has a long and venerable reputation for arousing awe and stirring emotions. Beauty and longevity memorably command our attention and respect.

Our extensive range of styles and colours will appeal to your inner artist or connoisseur as you are inspired to create timeless memories in and outside of your home. From modern and contemporary to classic or functional, style need be no barrier to your expressive legacy.

The natural choice in stone

[www.shouldice.ca](http://www.shouldice.ca) | 877.265.6696



Download our app or visit our website for endless inspiration!





outdoor living

Some lighting inspiration for your outdoor space...

- FLUSH MOUNTS
1. HINKLEY LIGHTING: Cape Cod in Aged Zinc 2. KICHLER: Ashland Bay 3. FEISS: Freemont in Hi Gloss Grey 4. PROGRESS LIGHTING: Westport in Antique Bronze 5. DVI LIGHTING: Niagara in Hammered Black



- HANGING LANTERNS (LARGE)
1. HINKLEY LIGHTING: Walker in Buckeye Bronze & Heritage Brass 2. HINKLEY LIGHTING: Carson 26.5-inch in Iron Rust 3. KICHLER: Westington 3-Light in Olde Bronze 4. DVI LIGHTING: Niagara 35-inch, 12-Light 5. FEISS: Bluffton 3-Light in Oil Rubbed Bronze



- HANGING LANTERNS (SMALL)
1. ELK: Dune Road 2. HINKLEY LIGHTING: Dorian LED in Titanium 3. PROGRESS LIGHTING: District in Metallic Gray 4. PROGRESS LIGHTING: Botta Small in Antique Bronze 5. KICHLER: Venetian Rain 2-Light in Black with Gold



- WALL LANTERNS
1. PROGRESS LIGHTING: Brookside 12-inch in Cognac 2. KICHLER: Clear Point 1-Light 3. FEISS: Arramore 1-Light LED in Dark Weathered Zinc 4. FEISS: Freemont 1-Light in Hi Gloss Blue 5. HINKLEY LIGHTING: Aria



- POST/PIER LANTERNS
1. KICHLER: Halleron 3-Light 2. FEISS: Chelsea Harbor 7-inch in Storm Cloud 3. FEISS: Lighthouse in Brushed Steel 4. PROGRESS LIGHTING: Township in Oil Rubbed Bronze 5. FEISS: Menlo Park in Cinnamon OH



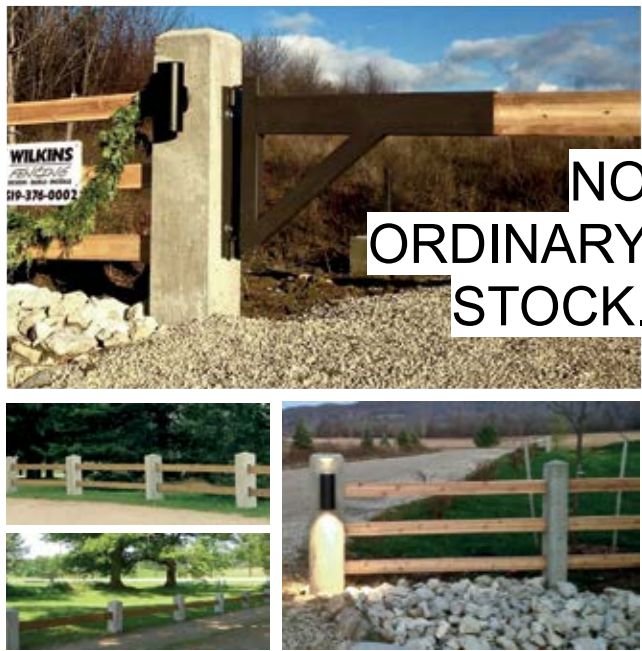
Light Fixture Moment #23

Staying cool with light and style.



Find Us on Facebook 519.371.5645

Owen Sound  
**LivingLighting**  
LLgreybruce.com



DESIGN / BUILD / INSTALL  
CUSTOM POSTS, GATES & FENCE SYSTEMS

**WILKINS**  
*FENCING*  
519-376-0002  
wilkinsfencing.ca



**NEW!** Environmentally safe dry ice blasting for removing old coatings from interior and exterior wood.

Log home maintenance | Deck refinishing  
Brick cleaning and sealing | Interior and exterior painting  
Hot water and steam cleaning for dirt and mildew.  
Removing efflorescence from brick and masonry.



104 Shane St., Unit 2B  
Springmount Industrial Park  
Owen Sound  
**Call for Free Estimates**  
**519-378-3590**  
www.customsoda.ca  
ecostore@customsoda.ca



Fine Custom  
Kitchen Cabinetry  
& Furniture


[elitewoodcraft.org](http://elitewoodcraft.org)

519-373-4740

"Cut with precision, crafted with quality"



Don't miss out on your only  
opportunity to experience this view.  
Port Elgin is waiting for you.




Whether it is a home-away-from-home that you are searching for, or care-free living on the beautiful shores of Port Elgin's main beach and harbour, The Edinburgh Club is the place for you.

This waterfront condominium, situated less than 100 feet from the peaceful waters of Lake Huron, is constructed with the finest materials. It has been insulated with Durisol concrete forms which provide better insulation, water resistance, high fire and wind load resistance, termite resistance, sound deadening and never rots or decays. It is structurally secure, environmentally responsible and energy-efficient. Aluminum Low-E and Argon Gas windows are used throughout the building in order to neutralize the effects of changing weather within the building; they help to keep a constant temperature longer and therefore, heating and A/C systems will be required less often. Furthermore, the HardiePlank Siding HZ5® used on the outside of the structure resists damage from extreme seasonal variations in weather while giving the Edinburgh Club its overall beach-y demeanour. These examples are just a few of the unique, high-quality materials that make the construction of these condominiums eco-friendly, sturdy, and effective.

The Edinburgh Club comes equipped with an intercom system, a gearless traction elevator that actually requires 60% less energy than a standard hydraulic elevator, a camera monitoring network for control of events within the building and to ensure safety, and a top-of-the-line fire alarm system.

Haven Development Group is a Taron registered builder ensuring that new home buyers receive the statutory warranty coverage they are entitled to under the Ontario New Home Warranties Plan Act.

Overall there are 16 suites (currently there are only 12 remaining), all with incredible views. The organization of the building is very methodical and each unit has been designed for a laid back yet well-appointed lifestyle. All suites have 2 bedrooms, 2 baths, a gas fireplace and at least one balcony on which you can bask in the rays of Bruce County's famous sunsets. With a broad range of layouts, views and finishes, we can accommodate all those seeking a condo lifestyle in a waterfront home.



From \$345,000 to \$889,900

From 850 square feet to 1700 square feet - 2 Bedrooms, 2 Full Baths

Only 12 Beachfront / Harbourfront Condominiums Remaining

New Models Available for Private Viewing

Entire Building is Now Drywalled & Nearing Final Completion

All Local Contractors Involved with this Project

See it for yourself.



**Joyce Dudgeon**

Sales Representative  
cell: 519-389-1413  
email: joyce-debbie@bmts.com

**Debbie Duplantis**

Broker  
cell: 519-389-7385  
email: joyce-debbie@bmts.com

**Jeryn Paige DeCoppel**

Sales Representative  
cell: 519-386-9368  
email: jeryn@decoppel.com

**Cleo J. DeCoppel**

Broker  
cell: 519-832-7292  
email: decoppel@bmts.com



**Land Exchange Ltd., Brokerage**  
645 Goderich Street, Port Elgin  
Each Office Independently Owned and Operated

**remaxlandexchange.ca**



comfort zone

STORY  
JENNIFER SCHLEICH  
PHOTOGRAPHY  
STEVE SMALL

# EXCEPTIONALLY EXQUISITE



**THE PLACE:** Eight years ago John Carscadden and Bryan Duncan moved into a 20,000 sq.ft. facility in the industrial district of Owen Sound. It might be a little off the shopping path, but they had a vision: to craft completely custom, high-quality kitchens to suit each client's needs. In 2008 **Exquisite Wood Designs Inc.** was born, and just like any baby, it grew up fast. The showroom filled up one floor, then the next, and then another. Clients came knocking, and as they like to say at Exquisite Wood, "the designs came to life."

**THE STYLE:** At Exquisite Wood, the team is busy designing custom cabinetry, wet bars, kitchens, vanities, staircases, mouldings and trim with 3D graphics. Personal consultations with designer Ariel Risk, custom colours, a variety of material options beyond traditional wood, and attention to fine detail are some of the finer elements that make the shop unique. Their use of automation in the carpentry process, made possible by



a combination of 3D software and precision, computerized numerical control (CNC) machines, sets them apart. "Most cabinetmakers are still in the 20th century," says John. "Our shop is fully automated between the 3D design, our computers and the CNC. These big machines cut cabinets faster and more accurately than people."

**WHAT'S HOT:** Solid colours continue to be a trending choice in cabinetry finishing, especially glossy acrylics, which are a current and popular option.

**FAVOURITES:** Exquisite Wood clients return time and again to some enduring styles, such as kitchen islands that add timeless wood character to a solid colour or acrylic kitchen. "Variations on white are always a favourite, and large oversize cabinet pulls have become very popular," adds Ariel. She also notes that quartz has surpassed granite for counters due to the number of styles and colours, and its maintenance-free durability.

**GET THERE:** 1980 20<sup>th</sup> St. E., Owen Sound, 519.370.0808 | [ewdesigns.ca](http://ewdesigns.ca) OH





# WISE WATERING

STORY **ADRIENNE BROWN** | PHOTOGRAPHY **CHARLES MANN**

No doubt everyone in your neighbourhood has a different approach to watering plants through the summer months: there are those who over-water, those who let their gardens dry up to desert-like states and many variations in between with endless methods of water application.

This summer, help your plants thrive and add value to your property by adopting some water-smart gardening practices. Your yard, the environment and your wallet will all thank you.

“In a nutshell, a water-smart garden is a sustainable garden, where conserving and nurturing all natural resources leads to a healthy, mature landscape,” says Diana Maranhao, author of *Water-Smart Gardening: Save Water, Save Money, and Grow the Garden You Want*. Anyone can achieve this through a combination of conservation methods and good gardening practices that will help maintain, preserve and nurture soil and water supplies. Once plants have what they need to grow to maturity, she says, “they can survive and thrive on what Mother Nature provides!”

## INCREASE YOUR PROPERTY VALUE

According to Maranhao, “Planting, nurturing and growing healthy trees adds assessed value of between \$1,000 and \$10,000 to properties,” depending upon the maturity, type and number of trees. Similarly, she adds, “Developed landscapes add as much as 20 per cent to total property values – not to mention the energy savings from the cooling effect of mature trees around a home.” So what are you waiting for?

## START SAVING: 3 STRATEGIES

Although Maranhao outlines in her book countless ways to save water and grow a garden destined for longevity, she offers her top three water-saving strategies:

### 1. Apply and Re-apply Mulch

If you only do one thing for your garden this year, says Maranhao, make it mulch. A thick layer (about three to five inches) of organic mulch across your whole garden will conserve water immediately. It seals in moisture, cools the soil and plant roots, creates a layer of darkness that discourages weed-seed germination, reduces sun damage on plants,

diminishes erosion and protects soil from drying winds.

“Chipped tree trimmings, pine needles and shredded bark are my favourites in the landscape,” says Maranhao. “Allow leaves that fall from trees to lie where they fall or rake them up if they shade the lawn and spread them elsewhere in the garden. Use straw in the veggie garden – it’s good for at least two seasons before you can rototill it in.”

### 2. Share the Resources

Zone your plants so you can water sections of your garden accordingly. Group low-water need plants together, plant shallow-rooting shrubs and flowers under trees with deep root systems and try incorporating your edibles into your wider landscape so they can help each other out.

### 3. Capture, Direct and Slow the Flow of Water

This is the year to finally install a rain barrel! Capture the free stuff falling from the sky. If you already have a rain barrel and are looking for more ways to minimize your water bill, Maranhao suggests creating and moulding the landscape that will best direct the flow of water where you need it: berms, basins and swales can all work to your advantage.

## STOP WASTING

Being water smart isn’t just about installing rain barrels or irrigation systems. It’s also about changing bad habits that waste water.

Give plants the space they need to grow to maturity and water them slowly and deeply to the entire root zone during their developing years so they can put down solid, deep roots and better fend for themselves.

“‘Right plant, right place’ means considering all of the environmental needs of the plant before selecting and then siting the plant so that it can grow naturally to its mature size and form – the best horticulture practice to have a healthy plant,” says Maranhao.

## TOP PLANT PICKS

For Ontario gardeners, Sean James, President of Fern Ridge Landscaping & Eco-Consulting, Chair of Landscape Ontario’s Environmental Stewardship Committee and Master Gardener, prefers to use native species whenever possible.

### HERE ARE HIS FAVOURITE PLANTS FOR LOCAL GARDENS:

#### Shade Plants:

- Polygonatum (Solomon’s Seal)
- Rubus Odoratus
- Geranium Macrorrhizum

#### Sun Lovers:

- Little Bluestem Standing Ovation, interesting all-year round
- Common Milkweed, attracts monarchs
- Purple Dome Aster, long-blooming
- Blood Brothers Switch Grass, small with nice colour in late summer
- Fireworks Goldenrod, “Folks still don’t know that goldenrod doesn’t cause allergies,” says James. “This is a spectacular plant for late-summer/fall flowers and good winter interest.”

Ask your local garden centre about native trees and shrubs and their requirements to make sure your yard is a good fit. **OH**



Photo By: Wendy Webb Photography

## GAIL CRAWFORD

Sales Representative  
705 445 3751  
Gail@GailCrawford.com

## READ HILTON

Sales Representative  
705 351 8100  
Read@ReadHilton.com



**CHRISTIE’S**  
INTERNATIONAL REAL ESTATE

**ReadHilton.com**  
**View our MOVIES**

**Selling Real Estate in  
the Grey Highlands,  
Beaver Valley, Lake Eugenia  
and the encompassing  
Southern Georgian Bay.**

## LIST LOCAL. MARKET GLOBAL.

Our international network includes 950 offices in 47 countries.

CHESTNUT PARK REAL ESTATE LIMITED, BROKERAGE

**393 First Street, Suite 100 Collingwood Ontario L9Y 1B3 | Tel: 705-445-5454 | Fax: 705-445-5457**

This is not intended to solicit buyers or sellers currently under contract with a broker





490  
GEORGE ST. EAST

a dash of  
**AVANT-GARDE**

STORY **JENNIFER SCHLEICH** | PHOTOGRAPHY **SANDY MACKAY**

It's the bold pops of black on the neutral stone exterior. It's the soaring southern stucco arch of the front entrance. It's the ultra-contemporary glass garage door. It's this attention to architectural detailing that sets the Wilsons' home apart from its peers. *Continued on page 50*



home & builder

Set against the backdrop of the Saugeen River is a new subdivision where the old Durham high school used to live. Dotting its banks is a series of new houses built by **Candue Homes**. The homes have a traditional-style look common to the area that is beautiful in design and scope. Gary and Julie Wilson's home is located here. It's a home that doesn't seem out of place, while at the same time feels very avant-garde for a small town in Grey County.

"Julie and I love the exterior, and the view of the river is just as we pictured," says Gary. Julie adds, "Gary is very creative... he knew that he wanted to incorporate some stucco into the design, and it was a bit of a gamble on what colours to use. We spent a long time holding paint finishes against stone and siding to come up with the final product. We were looking for something different, but not too different so that it didn't fit into the area. He does have a knack for curb appeal!"

Flanked by a neutral stone exterior (masonry by **Ken Priebe**, materials from **Grey Bruce Brick & Landscape Supply**), the bold black and glass garage door is an instant eye-draw on the quiet Durham street, and a favourite feature of Gary and Julie's. Hidden inside the garage is something nearly as enticing as the door itself: a customized garage storage system and concrete floor

*Continued on page 53*

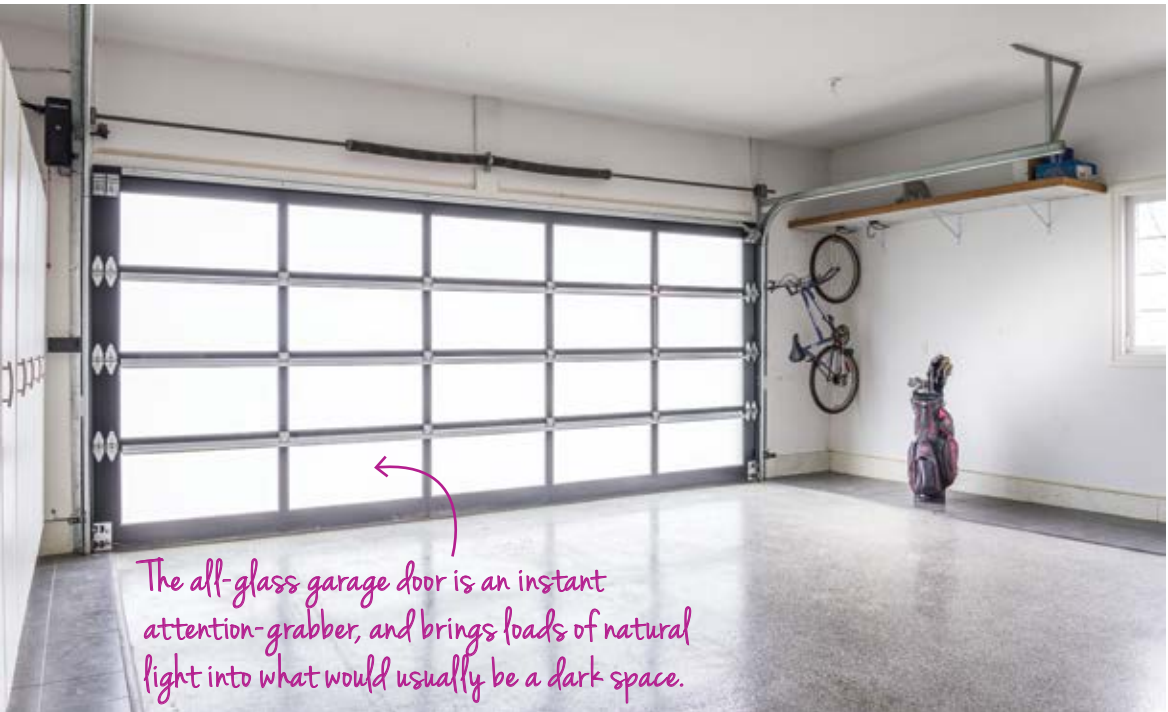


**LEFT:** The custom white kitchen has sharp contemporary accents, such as a visually dominating stainless steel vent hood and glass backsplash mosaic, set against a more traditional granite countertop. **BELOW:** The dining area looks out on the property's view of the Saugeen River. **BOTTOM LEFT:** The Wilsons' office is full of fun memorabilia, including a model boat, a radio designed to look like a toolbox, and a vintage gas pump.



Glass-fronted cabinets add visual lightness, while the waterfall pattern keeps clutter under wraps.





coating from **Wilson Solutions**, the company of Julie and Gary's son Bob, who also designed the interior closets.

"We were the first customers for our son Bob when he started designing and installing custom closets," explains Gary. "We get a lot of compliments about the garage from people walking by. They always ask, 'Where is all your junk?' We tell them it's in the cabinets. We enjoy having all things neat and in their place, and the garage is a space that we both need to pass through every day." While Julie adds, "The floor is so durable and easy to keep clean; in the winter we simply squeegee it off and it looks great."

The well-designed closets have helped Gary and Julie to maximize storage space in small areas. Working with Wilson Solutions the closet was designed in their presence on a laptop in 3D software, allowing them to view and make changes or additions.

The cleverly designed storage features don't begin and end with the garage and closets, but proliferate throughout the home. It's most notable in the living room, where the millwork encasing the fireplace and east exterior wall conceals hidden entertainment-related storage. In the bathrooms bespoke vanities built by **Hastie's Fine Cabinetry** are designed to seamlessly match the couple's bedroom set from **Durham Furniture**.

*Continued on page 54*




**THIS PAGE:** The customized garage storage system by Wilson Solutions, which houses a TV, is one of the home's hidden jewels. Customized cabinetry by Wilson Solutions is also found in the interior closets. **OPPOSITE:** Hidden storage is cleverly concealed by custom millwork around the fireplace.





**ABOVE, RIGHT:** The principle en suite bathroom is decked out in bespoke cabinetry designed to match the bedroom furniture set. Frosted glass panel doors allow for privacy without losing natural light. **TOP RIGHT:** The principle bedroom showcases a stunning solid wood bed from local furniture maker Durham Furniture. Wall-to-wall windows treat the occupants to a river view.



When the Wilsons set to work in 2012 on designing their home with the help of **Susan** and **Don Tremble** of Candue Homes it lifted a weight off their shoulders. The couple had previously built a home in 2008, which they contracted themselves, and it was a process they didn't relish repeating.

"We had built a new home six years ago, and I contracted it myself," explains Gary. "The endless hours spent sourcing products, and getting quotes, and scheduling trades was not an easy task. If there were any little problems [this time] with design, colour or size Don was on it and he made it right. Don and his team of very professional and dedicated trades worked in some weather that was not very nice to allow Julie and I to spend Christmas in our new home."

Julie and Gary selected their lot because of the gorgeous Saugeen River flowing just beyond their back door. Standing at the river bank, a small dock awaits, while to the immediate west a towering forest of mature cedars frames the high steeples of a nearby church for an idyllic pastoral vibe. The river-view at the limit of the sloping lawn (grading and sod by **JT Excavating**) can be enjoyed from the comfort of a stamped concrete patio, textured to mimic natural stone (concrete by **Bi-Tech Contracting Inc.**). Surrounding the patio is a series of tiered gardens ringed with armour stone, which was designed and implemented by **ReeveScapes** (planted by Julie, with plants from **River's Edge Garden Centre**).

*Continued on page 56*

*A smooth build from start to finish.*

- 1 – 2 acre lot in the Watra subdivision
- New Townhouses coming to Durham!!
- 32 lots in Hanover available Spring of 2016  
Check in to the website for more info!
- New subdivision in Walkerton 2017

**CANDUE HOMES**

**519-369-5051**  
homes@canduehomes.com  
www.canduehomes.com

Don Susan

**FURNITURE | LIGHTING | FLOORING | FIXTURES**

**KITCHEN | BATH | TEXTILES | ACCESSORIES | PAINT**

**HOUSE RULES**

DESIGN SHOP

EST. 2014

**www.houserulesdesign.com**

**13555 BRUCE ROAD 10 • (RR3) HANOVER ON • 226 434 1234**



home & builder

Though the exterior is inspiring, the interior is also full of pleasant surprises. Julie and Gary carried the contemporary exterior elements inside with their choice of neutral greys for the walls (Colours: Antique Pewter, Wall Street, Smoke & Mirrors, and Mouse in the House, paint from **Home Hardware**). The greys are a nice counterpoint to the sparkling white kitchen cabinetry, with its bold granite countertops (**The Old Barn Polished Stone Creations**).

The kitchen may be a focal point in the open-concept living area, but it's the river view – visible from the kitchen, living room, and main bedroom – that is the real focal point of the home. The soothing rhythm of flowing water, the soaring cedars and the river wildlife make for a relaxing end to a summer's day. **OH**

Armour stone throughout the landscape complements the home's stone exterior, and is a natural choice for the riverside property. A fun barbecue designed to look like a tool box adds a pop of colour to the young landscaping.



**SOURCE GUIDE** Bi-Tech Contracting Inc. • Candue Homes • Chalmers Aluminum • Dennis Lorenz Roofing • Durham Furniture • Eric Hopkins Ltd. • Grey Bruce Brick & Landscape Supply • Hastie's Fine Cabinetry • Home Hardware • Hopkins Tree Spade Service • JT Excavating • Ken Priebe • Pratt Plumbing and Heating • ReeveScapes • River's Edge Garden Centre • Smitty's Fine Furniture • The Old Barn Polished Stone Creations • Wilson Plumbing Service • Wilson Solutions

ENDURING REVIVALS | SYMPATHETIC RENODITIONS | MODERN VERNACULARS

**Pamela Farrow**

ARCHITECTURAL  
TECHNOLOGIST  
pfarrow@pamhouse.ca  
**519 334 3456**

**Specializing in Roofing Solutions Since 1952**  
**Residential - Commercial - Industrial**

74 - 14th Avenue, Hanover  
**519.364.3327 www.karnsroofing.ca**

**BUY DIRECT FROM THE SAWMILL!**

■ ALL DECKING MATERIALS

■ BOARD & BATTEN ■ POST & BEAM

■ WHITE PINE FLOORING ■ T&G SIDING

High Quality: White Pine, Red Pine, Cedar, Hemlock  
1" Boards - 2" Dimension; 4" and 6" Squares

CALL FOR QUOTE

**MOGGIE VALLEY TIMBER INC.**  
RR#1 Holland Centre, ON  
**519-794-0018**  
www.moggievalleytimber.com  
Mon - Thurs - 7:30am to 5:30pm  
Friday - 7:30am to 12:30pm

**Over 30 years experience in the water industry**

Well Pumps, Maintenance & Flow Tests  
Water Softeners, Iron Filters  
UV Disinfection & Reverse Osmosis Systems  
Call us for your  
complete water system  
installation or service!

*McCann Water Systems*

**519.986.4743**  
mccannwatersystems.ca

**PRATT**  
PLUMBING AND HEATING

AIR CONDITIONING • WATER SYSTEMS • FIREPLACES  
**519-369-3411**  
We pride ourselves on offering the highest value  
on all the products we service & install.



# OUTDOOR STYLE



HAUSER: Dansk Lounge Chair



STORY JACKIE GLASS

It's time to reclaim our outdoor spaces and transform them into easy-living summer rooms that transition seamlessly from inside to out. Today, there's no reason why you can't design your outdoor living spaces as beautifully as those you've created indoors.

If you're like me and enjoy making the most of our short fair-weather season, you already know the importance of creating outdoor living spaces that are perfectly situated, attractive, comfortable and easy to maintain. It all comes down to clever planning and smart buying.

Whether you're simply updating and refreshing your existing garden furniture or shopping for a whole new look, it's important to know what to look for when buying durable and stylish outdoor furniture and how to properly maintain your investment. These key tips will have you dining al fresco, day or night, and spending more time outdoors enjoying the experience with family and friends.

This season's patio furniture offers the convenience of superior weather-resistant, low-maintenance materials and is designed to be lightweight for easy portability and storage at the end of the season. From traditional natural teak and powder-coated aluminum to natural and all-weather wicker and innovative plastics, today's durable outdoor furniture will create instant style, comfort and function in any outdoor living space no matter the size of your space or budget.

## Plan, Budget & Measure

My best advice as a designer is to budget and plan before you buy. Just like you would when designing an interior space, determine a style and how you want to use your outdoor space. Do you cook, dine and entertain regularly outdoors or do you simply want a private, shady spot in the garden where you can get away and relax? If your yard is large you may want to consider creating multiple outdoor spaces, each focused on a different activity.

Once you've determined your style and needs, grab a tape measure and measure your outdoor "rooms," taking location into consideration such as the proximity to the kitchen for a dining area, sun/shade exposure and the quietest spot in the garden. Make some notes then look for inspiration to get an idea of style, scale, construction, availability and pricing before heading out to buy. Smart planning and shopping will help you find exactly what you're looking for and avoid disappointment and costly, time-consuming mistakes.

## Make It Last

Buy the best quality outdoor furniture you can afford and keep these quick tips in mind to maximize the life expectancy of your furniture.

- When in doubt, hire a professional designer and landscaper to save time and money in the long run.
- Ensure all fasteners (nuts, bolts, washers, etc.) are rust-proof stainless steel.
- Choose furniture that's made of weather-resistant material (see "Select Your Type").
- Choose only tempered glass for tabletops for safety and make sure they are scratch, impact, and heat-resistant.
- Fabrics for cushions should be labelled UV tested and made of acrylic materials that are water-resistant.
- Look for cushions with foam cores wrapped in water-resistant, breathable synthetic fibre padding.
- Accents like rugs, lights and heaters add comfort and extend the use and enjoyment of your outdoor living spaces.
- The more you shade your furniture, the longer it will last while providing comfort for you and your guests. Consider adding trees, umbrellas, gazebos and shade structures.
- Clean with a soft cloth using only mild dish soap and warm water or cleaners specifically formulated to protect fabrics and all outdoor furniture, including aluminum, plastic, steel, resin, wicker, wood and rattan.
- Wipe down furniture after it rains to reduce water exposure and wipe away food and spills immediately.
- Cover all furniture when not in use.
- For fast and easy end-of-season storage, consider choosing folding or stacking dining chairs and tables.
- Clean, dry and cover all outdoor furniture and cushions before storing to avoid mould, cracking and rot.

## Select Your Type

Choosing the right type of outdoor furniture to suit your style, location and lifestyle all starts with knowing how and where you plan to use it. For small, protected spaces like a covered balcony or porch that aren't exposed to heavy rains or high winds, you can consider small-scale, lightweight pieces. Heavier, full-size, more durable furniture should be considered for large, unprotected outdoor areas that get used regularly for entertaining and dining.

Although design options and construction of all-weather furnishings have come a long way, remember that, unlike interior furniture, outdoor furniture will inherently be exposed to much more abuse by both people and the elements so invest in the best quality, construction and materials you can afford. Consider the following for the most durable and popular types of outdoor furniture available today.

**Wood:** For a relaxed, rustic look, hardwoods such as teak are naturally sturdy and offer high resistance to the elements. Wood furniture is best stored indoors during the winter months.

**Iron:** Iron patio furniture lends a traditional look, is almost impossible to damage and won't topple in high winds. Add cushions for comfort and protect with rust-resistant paint.

**Aluminum:** Durable powder-coated aluminum sets give a modern look, require minimum maintenance and are lightweight for easy portability. Most are stackable for easy storage.

**Steel:** For a contemporary design theme, stainless steel furniture is a bit lighter than iron and offers an appealing lustre that resists corrosion. Highly durable and easy to maintain and clean.

**Wicker:** Offering a romantic natural look, lightweight yet durable natural wicker furniture is typically made from bamboo, cane or rattan. All-weather wicker is made from synthetic resin fibres woven around the frame, and then coated with durable weather-resistant finishes.

**Plastic:** 100 per cent recycled, high-density polyethylene furniture is non-porous, wipes clean with soap and water and is available in a wide range of fade-resistant colours. This material can be left outdoors year-round. **OH**



DEDON: Barcelona Chair

DEDON: SeaX Table

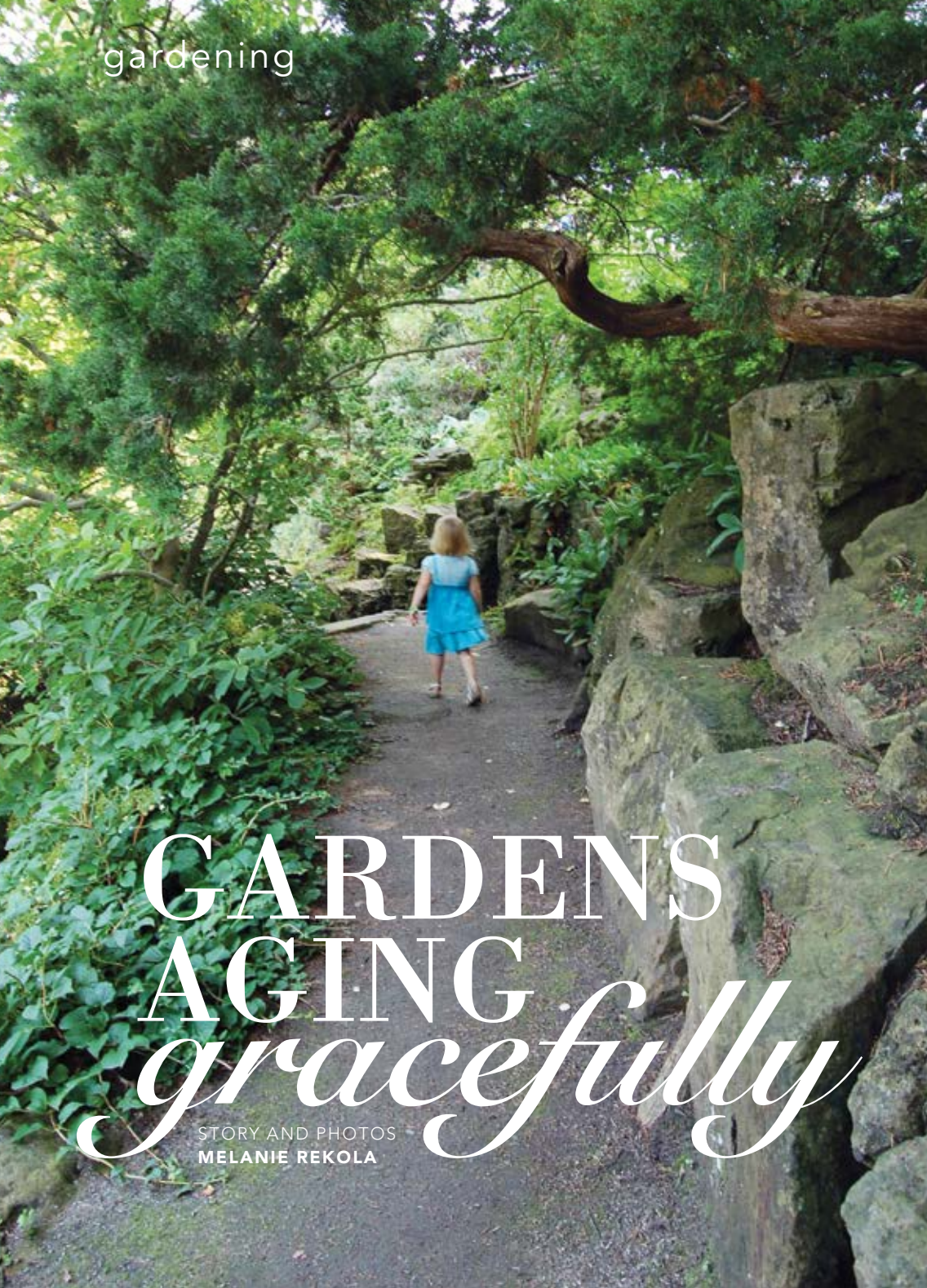
CB2: Sun Shade

CRATE&BARREL: Ventura Round 3-Piece Sectional with Sunbrella Cushions & Round, Tempered-Glass Coffee Table

HAUSER: Satellite Round Cocktail Table in Sunset Orange

CB2: Ixtapa Lounge Chair





# GARDENS AGING *gracefully*

STORY AND PHOTOS  
MELANIE REKOLA

In life, things change – there is no avoiding it. And the ability to accept and adapt to change often dictates success. As with life, so it is with gardens. It is through adversity that both evolve. With some maintenance, you can delight in watching your garden getting better with age.

Great results take great sacrifice and a ripened garden takes work to realize its full potential. Gardens don't necessarily evolve naturally in a way that is pleasing. Saplings grow into full-bodied trees and a once sunny spot filled with abundant blooms becomes a shady nook with sporadic blossoms atop straggly stems. Mortar crumbles, patios heave and wood rots. The casualties of pruning mishaps are evident in evergreens with bare spots and trees sporting right-angled branching. Misguided pruning shows in hedging-gone-wild and gargantuan shrubbery blocking pathways and windows. Invasive triffids slink into the lawn. Alien species choke out the more delicate likes. Sadly the garden then resembles the Amazonian jungle more closely than a beautifully planted property. But, with change comes great opportunity. Amazing and exceptional beauty can be preserved and expressed with a few simple tactics!

**I** Assess your landscape with fresh eyes. Look at your garden from the whole perspective to decide what should stay, what should go and what should be changed. Don't focus on the emotional value of individual plants or outdoor objets d'art. Search for great bones lurking in the depths, and place equal importance on function and beauty. Write it all down.

**TIP:** This impassive approach is easier said than done for many, so if the going gets tough, enlist a friend with good taste or hire a professional.

*Continued on page 62*

WE'RE JUST AS DEPENDABLE,  
AND WE DON'T SHED.

We're the loyal friend you can count on for your home heating and cooling needs. Whenever it's time for service, we'll be right there for you.



— RECEIVE UP TO A —  
**\$1,500**  
**REBATE\***

and don't pay until 2017 with the purchase of a qualifying Lennox® home comfort system

— AND —  
**RECEIVE UP TO \$650**  
**IN IESO REBATES.**

**J.J. McLellan & Son**

Plumbing and Heating  
695 Queen St. W.  
Mount Forest, ON N0G 2L0

519-323-2000

[www.jjmclellan.ca](http://www.jjmclellan.ca)  
The Home Comfort People.

Dave Lennox  
**PREMIER DEALER**  
LENNOX

OFFER AVAILABLE FROM JUNE 27 – AUGUST 19, 2016.

\*On a qualifying system purchase. Lennox system rebate offers range from \$175 to \$1,500. Some restrictions apply. One offer available per qualifying purchase. See your local Lennox Dealer or [www.lennox.com](http://www.lennox.com) for details. Lennox dealers are independently owned and operated businesses. © 2016 Lennox Industries, Inc.

## MODERN FENCING

*Nice to have around the House & Farm*

**RESIDENTIAL • COMMERCIAL**

- Chain Link
- Wood Privacy
- Tennis Courts
- Baseball Diamonds & Batting Cages
- Portable Rental Fence Panels
- Vinyl Fencing
- Swimming Pools
- Farm Fence

107 1st Ave S. Chesley, ON  
**519-363-2872 • [www.blfarm.com](http://www.blfarm.com)**

## A Showcase For Your Home

**THE NAPOLEON**

**THE FYRE PLACE & PATIO SHOP** *Since 1973*

Located at Highway 6 & 21, Springmount (Near Owen Sound)  
519.371.2963 | [www.thefyreplace.com](http://www.thefyreplace.com)



High on Enjoyment,  
Low on Maintenance.

SERVING GREY BRUCE

**DECKS.CA**

GREY BRUCE: 519.371.8654 | TOLL FREE: 1.800.263.4774



gardening

**2** Proper pruning can reinvigorate a well-established garden. To me, there is nothing as beautiful as mature wood, no matter if it's tree, shrub or vine. A lovely tunnel effect can be achieved by pruning out passageways and leaving overhanging branches above head height. This technique can also be used alongside a patio lending a divine feeling of walls and ceiling to an outdoor room. Where possible, remove only one-third of live wood at a time. Sometimes a shrub has grown so gangly there is no possible way to prune it aesthetically. In those cases the shrub can be lopped to the ground in hopes of rejuvenation. It's worth a try, as life wants to keep living!

**TIP:** Leave some dead wood, somewhere, to provide homes for our native stingless bee species that need our help by way of habitat.



**3** Culling the garden can be a sensitive task, especially for those who place emotional attachment on vegetation. But realize many plants can be relocated, grown in a pot or given away. A struggling plant will require removal. Invasive plant species must go! Research your hostile offenders to choose the best course of eradication. Chemicals are not an option as a mature garden is a living, breathing ecosystem that many life forms have become dependent on. Digging and picking out the roots or layering newspaper with mulch placed on the surface may be the only option to stifle out noxious plants. Plastic is not an ideal choice as it will rob existing tree roots of needed moisture, often killing nearby trees.

**TIP:** Relocate any spiders and toads you disturb to retain their natural, pest-consuming attributes for your property ecology. Adding bat houses and attracting birds will also help keep down the mosquito populous that often plague shady yards.

**4** Explore the world of new plants adapted to your garden's evolution when considering new additions. Shade gardens, though more discreet, can be as stimulating as sun gardens, but with more focus around foliage and form rather than flowers. Pale blossoms, markings and silvery foliage look especially beautiful in shade and glow in low-light situations.

**TIP:** The soil around conifers is naturally acidic, opening opportunity for plants that enjoy this environment, such as blueberry, blue hydrangeas and lupines.

It is said life brings us not what we want, but what we need. Case in point, patience is not a personality aptitude I naturally possess. But when it comes to the garden, I have infinite tolerance and endurance. Gardens, like fine wine, improve with age. Both are worth the wait. **OH**

**online** Get more in outdoors at [ourhomes.ca/mag/outdoor](http://ourhomes.ca/mag/outdoor)

Residential Construction • Project Management  
Kitchen & Bathrooms • Additions & Garages  
Siding, Soffit & Fascia • Renovations & More

*All the expertise  
you need,  
under one roof.*

Valley Home Improvements offers reliable, quality workmanship for any budget. After years of experience, from building decks to building homes, we've acquired the knowledge and skills to tackle *any* home renovation. Big or small.

Planning to renovate? Feeling overwhelmed?  
Give us a call.  
We'll be happy to sit down with you and discuss your options.

519.924.0025  
[valleyhomeimprovements.ca](http://valleyhomeimprovements.ca)

PERFECT FOR ANY  
CONSTRUCTION OR RENOVATION PROJECT

**STARTING OFF**  
ON A **SOLID FOUNDATION**

THE MOST TRUSTED SCREW PILE EVER DESIGNED!  
**GUARANTEED**

**TO CONTACT YOUR  
EXPERT INSTALLER**

**POSTECH GREY BRUCE**  
[grey-bruce@postech-foundations.com](mailto:grey-bruce@postech-foundations.com)  
519-924-0050 | [postech-foundations.com](http://postech-foundations.com)

**WEBSITE** [jrousecustombuilder.ca](http://jrousecustombuilder.ca)  
**PH/FAX** 519.934.0178  
**EMAIL** [jrousebuilder@gmail.com](mailto:jrousebuilder@gmail.com)

**YOUR ONE STOP**  
for DRY ICE BLASTING & FINISHING SERVICES

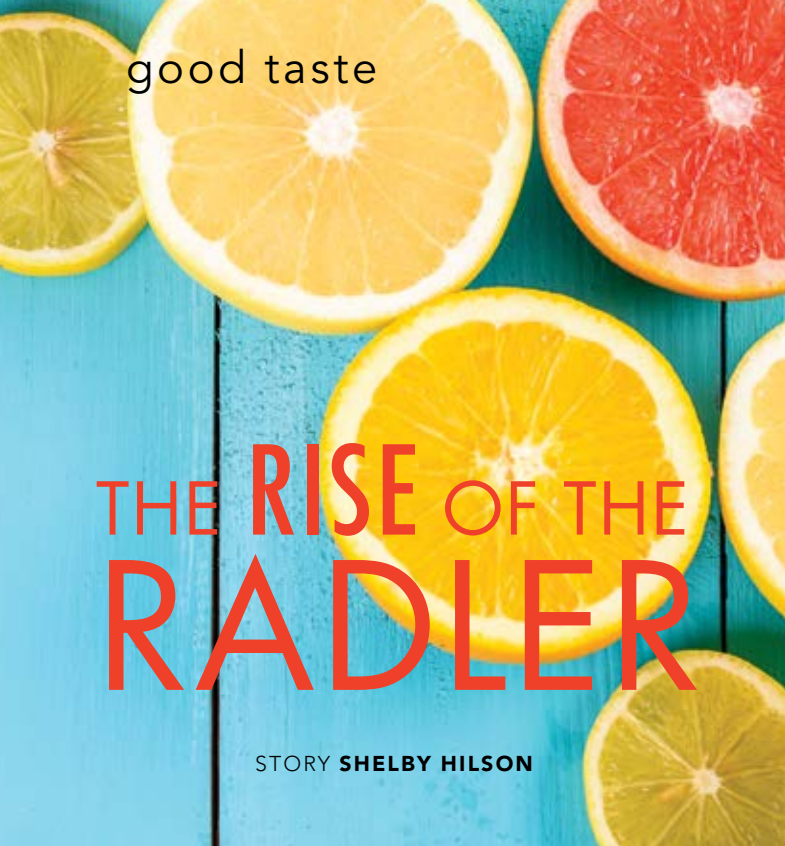
What is Dry Ice Blasting?

DRY ICE BLASTING uses soft dry ice, accelerated at supersonic speeds, and creates mini-explosions on the surface to lift the undesirable item off the underlying substrate, instead of using hard abrasive media to grind on a surface and ultimately damaging it. DRY ICE BLASTING is a food grade cleaning system and leaves no blast media residue. DRY ICE BLASTING is efficient, cost-effective and environmentally friendly.

**Remediate Mould | Historic Restoration  
Graffiti Removal | Surface Renewal**

Offering a full line of painting & finishing services.  
*Serving Ontario's Cleaning Needs*  
**519-378-3590 | [info@tntdryice.com](mailto:info@tntdryice.com)**





Last summer, at a craft beer festival (attended for my husband’s sake), I discovered my calling in the world of beer.

Although I’ve always appreciated a cold brew after a hot day of yard work or a game of soccer, it’s usually followed up with a glass of red wine or a tart cocktail; or at least it was, until I was introduced to a new summer favourite: the radler.

A radler is a mixture of light beer plus juice, sparkling juice or soda. The name comes from the German word for “cyclist” and its creation is presumed to relate to the desire for more refreshing, less-alcoholic beverages by long distance cyclists. Traditionally a 50:50 mix of beer and sparkling lemonade, a combination referenced in texts dating back to 1912, the radler is still in its infancy stage here in North America.

It won’t be for long though. Craft breweries everywhere are launching new radlers for the summer season and national brands are jumping on the bandwagon too. Coors Light has released a Citrus Radler; Moosehead a Light Lemonade Radler and Rickard’s a grapefruit radler.

My first taste was of Amsterdam Brewery’s Blood Orange Sweetwater Squeeze Radler, a combination of beer, blood orange juice and a house-made soda. Their first limited run in 2014 sold out, but will now be more widely available across Canada. I’ve since enjoyed Waterloo Brewing Company’s Grapefruit and Lemonade radlers, which are equally refreshing and perfect patio drinks.

There’s some justified concern in the industry that the sweet nature of radlers will shift them away from the beer category and into the “alcopop” or “cooler” category. Given the history of large food and beverage companies increasing sugar content to widen appeal, this would come as no surprise. It is, however, a great reason to support our local craft breweries whose creative brews boast the ideal balance of sweet and malty.

*Radlers on my shopping list this summer:*



**Central City's**  
Red Racer



**Kichesippi's**  
Grapefruit



**Mission Spring's**  
Lemon Ginger



**Parallel 49's**  
Tricycle  
Grapefruit



**Waterloo Brewing Company's**  
Grapefruit



**Amsterdam Brewery's**  
Sweetwater  
Squeeze  
Blood Orange



**MAKE YOUR OWN:**

You may not be a brewmaster, but you can create a tasty summer drink that everyone will enjoy, starting with this simple formula.

2 parts light beer (try a local pilsner, light ale or pale ale)

1 part club soda

1 part juice (try orange, lemon or grapefruit)

Share your own recipes with us:  
[facebook.com/OurHomesMag](https://facebook.com/OurHomesMag)

TRENDSTRENDS  
IDEAS  
STYLE

Local Homes,  
Local Retailers,  
Local Trades.

OUR HOMES helps you find exactly what you need for your home and it's **just around the corner.**

ourhomes

Your local magazine about everything home.

Products to Preserve & Protect Your Log Home

LOG HOME STAINS & FINISHES  
CHINKING TOOLS & BACKER  
LOG CAULKING  
PRESERVATIVES  
RESTORATION  
MASONRY  
Canada's Only  
Weatherall Distributor  
– FREE DELIVERY –  
Call today! 519-378-3590





# TAILOR-MADE

STORY JENNIFER SCHLEICH | PHOTOGRAPHY STEVE SMALL AND BONNIE FOX

If you are planning to customize something in your home this summer look no further than these great local companies that design according to your desire.



## KAITLYN SHULAR & TANYA TSATSOS *Bruce County Custom Cabinets*

**Current trends in kitchen design:** A big trend right now is mixing cabinet finishes. Combining wood, painted and metal is awesome! Also contemporary/industrial-style kitchens are making a play in the industry.

**What is the trickiest part of the design process?** The trickiest part happens when we are doing a kitchen in a space that can't be modified. It is always a puzzle getting everything needed and wanted, but we always make it work.

**Tips for embarking on a project:** My number one tip for people undertaking a kitchen renovation is to make an "idea book" of kitchens you like. This gives the designer direction for the preliminary designs. The designer should be able to look at your favourite pictures and pick out the consistent elements to incorporate into your dream space.

## CHRIS NEERHOF *Neerhof Landscapes*

**How do you help clients develop a landscaping plan?** We meet with our clients to come up with a "wish list" that is functional and aesthetically pleasing. Then we come up with a concept drawing that gives clients a visual of the possibilities for their property.

**Material recommendations for a Grey-Bruce homeowner:** It depends on the style of the project, but we love natural stone. Our goal is to create a unique outdoor space using natural stone slabs and armour rock from the Bruce Peninsula, paired with hardy plants with colours that complement each individual project.

**Something unusual you've designed:** We recently designed and built an air fed fire pit. We used a fan to force air through a steel pipe directly under the fire to enhance the flames and heat. These small details make a big impact on the quality of a landscape design.

*Continued on page 68*





ANDREW DAVID  
Elite Woodcraft

**What are the benefits of custom cabinetry?** When you go with custom cabinets you know all of the space in your kitchen will be used efficiently. Also, options for styles and details do not end on the last page of a catalog. They are as broad as your imagination.

**What is trending, and what is timeless in cabinetry?** Trending is definitely white shaker style and similarly the most timeless is white, face-framed cabinetry, with inset shaker doors, and traditional butt hinges.

**What is your favourite project?** Any kitchen project. There is so much thought that goes into the design of the most used room in your home. It's a wonderful feeling to see how happy my clients are when they see their new kitchen that was designed and made specifically for them.

Continued on page 70

**From ground to roof...**  
..we provide full insulation services for all your needs.

Walls & Slopes  
Floors  
Ceilings  
Trucks & Trailers  
Cold Rooms  
Vapour Barriers  
Fiberglass & Roxul Batt Insulation  
Blown-in Fiberglass & Cellulose  
Basements & Crawl Spaces  
New Builds  
Renovations

**BAEUMLER**  
APPROVED

**CLIMATE CARE INSULATION**  
Your Spray Foam Specialists  
519-477-1181 • 519-901-0940  
www.climatecareinsulation.ca

**4<sup>+</sup> Units for sale - Starting at \$288,990**

Enjoy carefree luxury living at  
**Lamplighter Estates**

Quality construction by  
**Queen's Bush Construction**  
Located on MacKenzie Drive in Mildmay  
For an appointment to view, please call Tim Bunker at  
**519.335.3189**

IF ITS COLOUR STANDS UP TO THE TEST OF TIME...

**IS IT STILL PAINT?**

**Benjamin Moore**  
Paint like no other.

**Cuneo Interiors**  
**CARPET ONE FLOOR & HOME**  
Decorating Excellence Since 1948

873 10th St., Hanover, ON 519-364-1303 | 207 Durham St., Walkerton, ON 519-881-2170  
**www.cuneointeriors.com • 800-265-1172**

Coupon valid for \$10.00 off retailer's suggested retail price per 3.79 L of up to 5 cans of 3.79 L of Aura®. Redeemable only at participating retailers. Must present this original coupon to redeem - no copies will be allowed. Limit one per customer. Products may vary from store to store. Subject to availability. Retailer reserves the right to cancel this offer at any time without notice. Cannot be combined with any other offers. Coupon expires July 31st, 2016.

Present this ad to receive  
**\$10 OFF**

**Aura® Exterior**  
Endures the elements.  
With a lifetime warranty.  
Only at Benjamin Moore retailers.



LEANDER EMKE,  
TIM BECKER &  
BRENT GLENN  
*Modern Fencing*

**What types of fences do you build?** Just as we did when we began 30 years ago, we continue to build farm fences. We also build all types of fencing for residential settings, from chain-link to wrought iron. In commercial settings we can also do powered sliding gates.

**Recommended fencing for the average homeowner?** If cost and security are the main factors we would propose a black, chain-link fence. If the homeowner is looking for privacy, a pressure treated fence is recommended. If something more elegant is desired, a wrought-iron fence is ideal.

**How does a fence add to property value?** A fence increases the appeal of the landscape and provides additional security. Enclosures add great resale value to a property as many potential buyers have children or pets, and a fence allows for safe enjoyment of a property. *Continued on page 72*



**QUALITY**  
Custom. Hand-built. Mennonite.

**519-595-3722**  
4483 Line 80, Listowel, ON, N4W 3G9



**SNYDER**  
DEVELOPMENT  
CUSTOM BUILT HOMES

**MAKE YOUR APPOINTMENT TODAY**  
**519-389-2045**

info@snyderdevelopment.com

1235 WELLINGTON ST.  
PORT ELGIN, ONTARIO



[WWW.SNYDERDEVELOPMENT.COM](http://WWW.SNYDERDEVELOPMENT.COM)





people



## SCOTT HUNTER & ELLEN BATES

*Hickory Dickory Decks*

**PVC decking vs composite decking:** Both PVC (polyvinyl chloride) and composite decking are low maintenance. They will not crack, warp or splinter and don't require sanding, staining or sealing. Composites are a mixture of materials and often contain a high percentage of recycled or new plastics combined with filler, such as recycled wood or rice husks. PVC decking dissipates the sun's heat better than composite decking. Both can come with up to 25-year warranties.

**What's popular in Grey-Bruce?** While most homeowners in Grey-Bruce still have a wooden deck, the effort and cost of maintaining them is turning people to low maintenance options. About 90 per cent of the new decks we build are the low maintenance variety.

**What's your best advice?** Build a deck designed to suit your lifestyle. If you do, you will ensure you use and enjoy your outdoor space to the fullest. **OH**

# RELIABILITY

**IT'S NOT JUST GETTING THE JOB DONE.  
IT'S GETTING THE JOB DONE RIGHT!**

*For the dependable service and solutions you need.*



# KEN PHILP

Dave Lennox  
**PREMIER DEALER**  
LENNOX

**LENNOX**  
HOME COMFORT SYSTEMS  
Innovation never felt so good.™

**PLUMBING • HEATING**

**AIR CONDITIONING • GEOTHERMAL**

Residential - Commercial - Industrial - Institutional

**(519) 372-0688 • OFFICE @KENPHILP.COM**  
**128 Jason Street, Springmount Business Park, Owen Sound**



Custom Locally Made Cabinets, Countertops,  
Backsplashes, Tiles, Hardwood, Blinds, Fabrics,  
Home Décor, Lighting ...and More!

The three companies have come together in  
one awesome showroom to offer you  
anything you need for your home!

Come in and put the scheme together for your entire  
new build, your reno or your seasonal update!



519.483.1188  
brucecountycustomcabinets.com



519.832.7040  
kaitlynshular.com



519.483.1199  
dennisonhomes.ca

**Visit us at our  
new location!**

**1211 MacKenzie Rd.**

**in Port Elgin**

**Open Mon. – Fri., 9am – 5pm**





## HUTTEN & CO. LAND AND SHORE – CRAFTED WITH CHARACTER

We've been making exciting changes here at **Hutten & Co!** We've been growing our team, and refining our vision, while working toward a new goal and we want to share this with you! After over 15 years in business we include the same core services, the same personalities, but with an increased focus on our **passion**. We're excited to bring that to you through a change to our brand.

Within this new brand, we bring the **same award winning landscape design/build services**, with a focus on native, naturalized landscapes. Digging deep into relationships, we create timeless spaces that reflect personality and character. We're also including our expanding dock and lift service, as we continue to offer **premium DockinaBox products and services** to incredible waterfront properties in our region. As if this wasn't exciting enough, we're also refining our **shore services** to provide environmental restorations, while increasing habitat for fish and wildlife with naturalized spaces. All of this is summed up in our purpose: **"Creating a connection to the natural wonder of our rugged environment."**

We love where we live, and are passionate about the services we offer. Our dream is a vision that we share with many of you. Visit [www.hutten.ca](http://www.hutten.ca) for details!

519.376.9364

[hutten.ca](http://hutten.ca)

(Please see ads on pg 3, 9)



## PELLOW PHARMASAVE – WALKERTON

**Pellow Pharmasave** is a full service, locally owned and operated pharmacy and Gift and Home Décor Shop that proudly serves our friends and neighbours.

Knowing that home décor and fashion are an expression of the personality and lifestyle of the customer, we can help create a unique and personal "touch" to suit your style and budget. Seasonal clothing, fashion accessories and home décor are a staple of the gift shop. Rapz (Canadian made Cruise wear), Orange, Red Coral, Charlie Paige are just a few of the fashion lines that we carry.

Take a leisurely stroll through our jewellery and purse selection for the latest styles and colours. Our gift shop offers an abundance of home décor for all tastes. Whether you like classic or contemporary, exotic or urban, you are sure to find what you're looking for. We offer Mirage and Country Home Candles, drapery, pillows, throws, prints and so much more. If you or someone you know enjoys tea, we have a large array of hot and iced loose-leaf tea blends to savour from 'For Tea's Sake'. We also have a natural health section to enhance your well-being.

Consider **Pellow Pharmasave** your "One Stop" shop... from personal items to fashion to home décor... we have got you covered. **232 Durham St E, Walkerton**

519.881.0151

[Pellowpharmasave.com](http://Pellowpharmasave.com)

(Please see ad on pg 17)



## RE/MAX LAND EXCHANGE LTD. BROKERAGE

**RE/MAX Land Exchange Ltd. Brokerage** in Port Elgin, Ontario is Saugeen Shores' leading Real Estate company with almost half of the area's market share. As representative of this company (from left to right above, Joyce Dudgeon and Debbie Duplantis, Jeryn Paige DeCoppel and Cleo J. DeCoppel), we strive to typify a duty and commitment to our clients that goes above and beyond customer satisfaction. With the **RE/MAX** brand and reputation behind us, we will provide you with much more than just a sign in your front yard.

As a result of our dedication to excellence in our business, we work as a team to represent the Haven Development Group in their sale of brand new condominiums known as The Edinburgh Club. These condos are lakefront property, each one offering beautiful views of Lake Huron; they are all equipped with 2 bedrooms, 2 baths, a gas fireplace and wonderful outdoor balconies. The building itself is being completed with high efficiency materials that provide a lesser environmental impact and aid in keeping utility costs down. The remaining units are ready for you to finish to your tastes and have Summer occupancy. Don't miss out on the opportunity to own a little piece of paradise!

**Call today to book your private viewing: 519.389.3955 or 519.389.4196**

**Joyce Dudgeon, Sales Representative**

**Debbie Duplantis, Broker**

**Jeryn Paige DeCoppel, Sales Representative**

**Cleo J. DeCoppel, Broker**

(Please see ad on pg 42-43)



## J'ADORN WINS NATIONAL AWARD

**J'Adorn** has been named by the Canadian Gift Association (CanGift) as a 2015 Retailer of Distinction.

The lifestyle boutique opened in Kincardine in 2010 and expanded to a second location in Hanover in early 2015. Both stores carry a distinctive mix of home furnishing, garden décor, children's items, giftware and more, as well as great workshop space, where people learn to achieve any look themselves, using Chalk Paint™ decorative paint by Annie Sloan.

Winners are selected by a panel of judges and a secret shopper, and are analyzed for criteria including visual merchandising, store design, business achievements, community involvement, innovation and originality.

**J'Adorn** is one of two shops in Canada to win this award for 2015.

"We feel so lucky to be surrounded by beauty and able to give free rein to our creativity every day," says Corinne. "Since we opened our doors in 2010, customers have continually inspired us to be the best we can. It is thanks to our loyal customers and terrific team that we are doing what we love. Accepting the Retailer of Distinction Award is the icing on the cake."

**770 Queen St, Kincardine**

**519.396.GIFT (4438), and**

**322 10th St, Hanover**

**226.434.GIFT (4438)**

[www.jadorn.ca](http://www.jadorn.ca)

<https://www.facebook.com/JAdornGifts>

(Please see ad on pg 81)

# ServiceMASTER Restore .ca

## Restoration Services

Water • Wind • Fire • Mold • Asbestos

1.866.622.0106

[www.svmrestore-greybruce.ca](http://www.svmrestore-greybruce.ca)

## 24-Hour Emergency Service



...since 1991

## LEAKY BASEMENT?

*Permanent Solutions for Foundation Leaks  
...Guaranteed!*

- Crack Injection Specialists
- Exterior Membranes
- Interior Drain System
- Sump Pump Sales
- Lifetime Warranty Fully Transferable

519 372 2795 | 705 444 0409 [cochrane.m@rogers.com](mailto:cochrane.m@rogers.com)

[www.wisecracks.com](http://www.wisecracks.com)

**A WISE CRACK IS A DRY ONE®...WE GUARANTEE IT!**



Contracting

ROOFING | SODA BLASTING  
CARPET CLEANING | DUCT CLEANING

Owen Sound - 318610 Grey Rd. - 519.372.2795  
Collingwood - 100 Mountain Rd. Unit #1 - 705.444.0409





## DÉCOR DESIGN

**Décor Design** has expanded their studio and offer an abundance of resources that will turn any home into a beautiful sanctuary! Whether you're renovating or planning a new build, our designers can assist you throughout the process. Our unique and welcoming consulting stations makes each visit an enjoyable experience.

**Décor Design** has a vast fabric library for custom drapery, bedding and upholstery. We have a large collection of bedding including: St. Pierre and their Organic Collection, Epi-cure Linen, and Brunelli bedding. Our area rug collection includes: Capel, Rug Studio, Anglo and more! Our wall art and accessories add the finishing touches!

**Décor Design** is a Hunter Douglas Showcase Dealer, which includes the gorgeous Alustra Collection. New at **Décor Design** is Sure Strip wallpaper – no more water trough, just spritz and hang! The best part of Sure Strip is how easy it is to remove – just peel and wipe away the residue. Our newest addition is "Silva". This Canadian-made furniture includes Sarah Richardson and Cobi collections.

**Décor Design** welcomes Danielle Francis to our design team. Danielle is a Certified Interior Decorator, Redesign Professional and Organizer. Come into our studio to take a look around and meet our staff – we are all looking forward to meeting you!

**519.370.0770**  
Located at corner of 8th St and 3rd Ave E, Owen Sound  
[www.decordesign.ca](http://www.decordesign.ca)

(Please see ad on pg 8)



## THE BIG GREEN EGG – HANOVER HOME HARDWARE

The Big Green Egg is the Ultimate Cooking Experience! Sear the perfect steaks, pork chops or burgers on the EGG. High temperature "steak house" grilling – even at 750° F / 400° C – is quick and easy!

Using the indirect cooking method, the Big Green Egg bakes bread, pizza, casseroles, cobblers and pies better than your kitchen oven ... you may never cook indoors again! Want to slow cook at low heat for sixteen to eighteen hours? No problem!

The Big Green Egg reaches cooking temperature and is ready to use in approximately 10 minutes. The inventive design of the EGG draws air into the lower draft door, through the charcoal, and out of the damper top. The EGG retains heat and moisture so well that foods do not dry out! Meats and other foods undergo little or no shrinkage and are tastier because the natural juices and flavours stay locked inside.

Stop by **Hanover Home Hardware**, Bruce Grey's BBQ Headquarters, to see the full line-up of Big Green Egg products and discover the Ultimate Cooking Experience.

**580 24th Avenue, Hanover**

**519.364.3410**

(Please see ad on pg 23)



## WILKINS FENCING DESIGN. BUILD. INSTALL. NO ORDINARY STOCK

**Wilkins Fencing** specializes in custom-made posts, gates and fencing systems. Our POSTS are solid morticed concrete. They are pre-cast and pre-wired allowing for quick on-site install, a range of lighting options and durability. Posts interlock with our three and two board fencing system. Our GATES are custom made with wood and steel. We combine posts, gates and fencing system to create competitively priced entranceway packages.

Our FENCING SYSTEMS include board or panel options. Our BOARD system includes a three board option for a classic board fence and a two or one board fence for designating areas along laneways or in parking lots. Our PANEL system provides an alternative to traditional pool fencing.

Everything that we do is custom. You simply cannot find our style of fence anywhere else. We design, manufacture and install our posts, gates and fencing system throughout Ontario. Every project is special to us. This allows us flexibility and creativity on our projects. Whether you are looking for a solution for your commercial or residential property contact us. You won't be disappointed.

**CONCRETE. WOOD. STEEL.**  
It's that simple. Give us a call. We'd love to chat.

**Greg Wilkins**  
**519.376.0002**  
[wilkinsfencing.ca](http://wilkinsfencing.ca)

(Please see ad on pg 41)



## JOHN THOMPSON MOVERS

Every move is as unique as each customer. By contacting **John Thompson Movers**, your individual moving requirements will be addressed. Packing, Moving Services, Valuation Options and Storage (Warehouse or Container) are just a sampling of the types of services that are available to coordinate and provide you with a stress-free experience, no matter where life takes you.

**John Thompson Movers** has joined forces with the Campbell Group of Companies involving a group of 23 companies, 10 owned buildings with over 150,000 square feet of modern palletized household goods storage, which is more than any other moving company in Ontario.

We have established ourselves as the trusted name in moving – whether moving across the street, across the country or around the world.

In life, few events match the stress of moving. At a busy time of new beginnings and major changes, **John Thompson Movers** is an industry leader providing you with a tradition of trust, knowledge and consistent, superior service to handle your next move.

**If you have any questions or concerns, please contact us by phone, 519.376.7613, 1.800.567.5354, or by email at [johnthompsonmovers@jtmovers.com](mailto:johnthompsonmovers@jtmovers.com), Visit us on line at [jtmovers.com](http://jtmovers.com)**

(Please see ad on pg 77)

## KOUNTRY KAT

MENNONITE MADE  
SOLID WOOD FURNITURE

All made within  
50 miles of our location.

**157 Garafraxa St. S. Durham**  
**226.432.3005**

[kountrykat.com](http://kountrykat.com)



**Making homes comfortable for over 50 years.**  
For 50 years and countless families, Heil® Heating & Cooling products has been providing total home comfort, with energy-efficient cooling systems backed by outstanding warranties.

**NORTHERN**  
HEATING & VENTILATION  
**PLUMBING, HEATING A/C, GEOTHERMAL & WATER TREATMENT**  
Collingwood • Markdale  
Owen Sound • Durham  
519-371-5815 • 519-986-3307  
800-661-5796 • 519-369-1011  
[northern@sandyhamilton.ca](mailto:northern@sandyhamilton.ca)

**MAC TAYLOR CORPORATION**

**SEPTIC SYSTEM SOLUTIONS!**  
**MAC TAYLOR** is the area's leading professional when it comes to septic system design and installation. Knowledgeable, dependable and ready to address the challenges of your specific needs. Call Mac for a free estimate. We're here to help you **every step of the way.**

[www.mactaylor.com](http://www.mactaylor.com) • RR#3 Holland Centre, ON N0H 1R0  
e. [info@mactaylor.com](mailto:info@mactaylor.com) • t. 519.794.2380 • f. 519.794.3701

**BUILDING OR RENOVATING?**  
*Plan ahead!*

**DAVID JAMES DIEBEL ARCHITECT**  
OAA, MRAIC, M.ARCH., B.E.D.S., Dipl. Arch. Tech.  
**519-934-3735 | [dave@diebelarch.com](mailto:dave@diebelarch.com)**

**Permit Plans through to High End Custom Designs**  
Additions | Renovations | Cottages | Custom Homes  
Housing | Condominiums | Commercial, Large & Small



*Delivering Innovative  
Solutions in Wood*

Mantels | Cabinets | Wall Units  
Audio Visual Systems | Storage Units  
Home Office Workstations | Murphy Beds  
Kitchen Renos | Stone/Tile Backsplashes

**THE  
WOODWORM**

317542 Hwy 6 & 10, Owen Sound  
519-376-6323 | 416-525-7814  
[www.thewoodworm.com](http://www.thewoodworm.com)

**JOHN THOMPSON MOVERS**  
Moving Your World  
A Higher Standard of Care  
United

**The Area's Premier Moving Company For Over 45 Years**

- Local • National
- Worldwide Moving
- Competitive Pricing
- Professional Service
- Temperature Controlled Storage
- Public Self Storage

**519.376.7613 • 1.800.567.5354**  
[johnthompsonmovers@jtmovers.com](mailto:johnthompsonmovers@jtmovers.com)



**Jen's  
Garden  
Services**

weeding | edging | light pruning  
designing | staging

**226.432.2112**  
[jenhodge102@gmail.com](mailto:jenhodge102@gmail.com)

*Not enough hours in the day?*  
*Let me help you complete that lengthy TO-DO List!*

**ODDS & SODS**

GARDENING  
ORGANIZING  
HOUSEHOLD CHORES  
ERRANDS

*Call or email for an estimate today!*  
**BONNIE KUMMER | 519-671-8869**  
Bonded and Insured  
[oddsandsods62@gmail.com](mailto:oddsandsods62@gmail.com) [oddsandsodsgreysimcoe.ca](http://oddsandsodsgreysimcoe.ca)



directory

OUR HOMES attracts the area’s finest businesses to advertise in our pages, and utilize our unparalleled distribution and coffee-table appeal to market their products and services. We’re making it easier for you, our readers, to become educated as you plan your home- and real estate-related purchasing decisions. View these business ads online at [ourhomes.ca/greybruce](http://ourhomes.ca/greybruce). The listings below are organized alphabetically by industry.

OUR HOMES is committed to ensuring the businesses above appear under the correct headings. To make a correction, or to have your business listed under more than one heading, please email [bettyann.fawcett@ourhomes.ca](mailto:bettyann.fawcett@ourhomes.ca). To have your business listed in our Home Resource Directory, call us to advertise at 519.986.2599.

ALTERNATIVE ENERGY

Blackline Power, 6

APPLIANCES

Square Deal Neil’s TV & Appliances, 9

ARCHITECTS

David James Diebel Architect, 77

ARCHITECTURAL STONE

Shouldice Designer Stone, 39

ARCHITECTURAL TECHNOLOGISTS

Pam Farrow Architectural Technologist, 57

BUILDERS

Alair Homes, 35  
Candue Homes, 55  
Dennison Homes, 73  
Hanover Home Hardware, 23, 76  
James Rouse Custom Builder Ltd., 63  
Queen’s Bush Construction, 69  
Snyder Development, 71  
The Great Lakes Frame Company, 11  
Valley Home Improvements, 63

BUILDING/LANDSCAPE SUPPLIES

Centre Grey Building Supplies, 79  
Flesherton/Markdale Home Hardware, 79  
Hanover Home Hardware, 23, 76  
Moggie Valley Timber Inc., 57

CABINETS & MILLWORK/  
FINE WOODWORKING

Bruce County Custom Cabinets, 73  
Elite Woodcraft, 41  
Exquisite Wood Design, 21  
The Woodworm, 77  
Topnotch Furniture, 84

CLEANING

Blue Water Contracting, 75

COUNTERTOPS/GRANITE & STONE

Di Pietra Design, 25  
The Old Barn, 13

DECKING

Hickory Dickory Decks, 61  
Postech Grey Bruce, 63

DOCKS

Hutten & Co. Dock In A Box, 9, 74

EXCAVATING/SITE PREP/SEPTIC

Mac Taylor Corporation, 77

FENCING AND GATES

Modern Fencing, 61  
Wilkin’s Fencing, 41, 76

FIREPLACES & STOVES/  
HEATING & COOLING

Air Tech Mechanical, 8  
J.J. McLellan & Son, 61  
Ken Philp Plumbing & Heating, 73  
Pratt Plumbing and Heating, 57  
Sandy Hamilton Plumbing & Heating Inc., 77  
South-Port Mechanical Geothermal, 7  
The Fyre Place & Patio Shop, 19, 61

FLOORING, STAIRS & TRIM

Cuneo Interiors Ltd., 69  
Moggie Valley Timber Inc., 57

FOOD/DRINK/CATERING

Top of the Rock, 79

FURNITURE/HOME DÉCOR/  
GIFTS/COLLECTIBLES

Barebirch, 17  
Country Charm, 17  
Fulford Hardware, 19  
Grey Bruce Paint & Décor, 35  
House Rules Design Shop, 55  
Inside Ideas, 17  
J’Adorn, 74, 81  
Kountry Kat Mennonite Furniture, 77  
Pellow Pharmasave, 17, 74  
Smitty’s Fine Furniture, 83  
The Fyre Place & Patio Shop, 19, 61  
The Rusty Star, 19  
Topnotch Furniture, 84

GEOTHERMAL

Ken Philp Plumbing & Heating, 73  
Sandy Hamilton Plumbing & Heating Inc., 77  
South-Port Mechanical Geothermal, 7

GOLF & DRIVING RANGE

Markdale Golf and Curling Club, 79

GREEN LIVING

Blackline Power, 6

HOME IMPROVEMENT/RENOVATIONS

Blue Water Contracting, 75  
Fulford Hardware, 19  
Valley Home Improvements, 63

HOME ORGANIZATION

Odds & Sods, 77

HOT TUBS/POOLS/SAUNAS

The Water and Wellness Centre, 2

INSULATION

Climate Care Insulation Inc., 69

INTERIOR DESIGN

Décor Design, 8, 76  
House Rules Design Shop, 55  
K-Interiors, 73

KITCHEN AND BATH

Bruce County Custom Cabinets, 73  
Durnin’s Custom Cabinets, 15  
Exquisite Wood Design, 21  
Fulford Hardware, 19  
Hanover Home Hardware, 23, 76  
House Rules Design Shop, 55  
JWOOD Kitchens & Baths, 71

LANDSCAPING/LAWN & GARDEN

Hutten & Co., 3, 74  
Jen’s Garden Services, 77  
Mulch-It, 41  
Neerhof Landscapes, 39  
Odds & Sods, 77  
Rocksolid Landscapes, 5

LIGHTING

Living Lighting, 41

MOVING & STORAGE

John Thompson Movers, 76, 77

NEW HOME COMMUNITIES

Snyder Development, 71

OUTDOOR STRUCTURES

Hickory Dickory Decks, 61

PAINTING & DECORATING

Cuneo Interiors Ltd., 69  
Grey Bruce Paint & Décor, 35

PAINTING, PRIMING, BLASTING  
& STAINING

Custom Soda Prep & Paint, 41

TNT Dry Ice Blasting, 63

Weatherall Stain, 65

PLUMBING

Ken Philp Plumbing & Heating, 73  
McCann Water Systems, 57  
Pratt Plumbing and Heating, 57  
Sandy Hamilton Plumbing & Heating Inc., 77

REAL ESTATE

Chestnut Park Real Estate – Read Hilton,  
Gail Crawford 47  
Re/Max Land Exchange, 42-43, 74

RESTORATION SPECIALISTS

Blue Water Contracting, 75  
ServiceMaster Restore, 75  
Wise Cracks, 75

ROOFING

Blue Water Contracting, 75  
Karn’s Roofing, 57

STONE PRODUCTS

Ledgerock, 4

WATER TREATMENT

McCann Water Systems, 57

WINDOW CLEANING

Odds & Sods, 77

WINDOW FASHIONS

Budget Blinds of Owen Sound, 19  
Cuneo Interiors Ltd., 69  
Décor Design, 8, 76  
Inside Ideas, 17  
Pellow Pharmasave, 17, 74

The Municipality of

# Grey Highlands

www.greyhighlands.ca

The place for all seasons!

CENTRE GREY  
BUILDING SUPPLIES



Your one stop home building and improvement store. We carry lumber, insulation, plumbing, electrical, panelling, roofing, handtools, paint, windows and doors. Free delivery and estimates.

74 Lorne St., Markdale  
519.986.2641  
1.800.461.7093

FLESHERTON/MARKDALE  
HOME HARDWARE



Markdale and Flesherton Home Hardware for all your paint, plumbing, electrical, hardware, household and outdoor needs. Markdale now carrying a wide selection of safety footwear with the best brands at great prices. Come in and check out our new product lines. As always, our friendly staff are here to help.

Markdale 519.986.3011  
markdalehomehardware.ca

Flesherton 519.924.2430  
fleshertonhomehardware.ca

MARKDALE GOLF  
AND CURLING CLUB



For over 50 years Markdale Golf and Curling Club has been one of Grey Highland's best kept secrets. We offer a spectacular 9 hole golf course and two public tennis courts on site right in the town of Markdale. Our new membership price is \$475. Special Monday rate of \$15 for 9 holes.

85 Edith Avenue, Markdale  
519.986.2690  
www.markdalegolfandcurlingclub.ca

TOP O'THE ROCK



Everything you need in 1 stop Groceries – Deli – Bakery

- Rotisserie Chicken & Wings
- The BEST GOURMET pizza Every Order Custom Made!
- Caring staff • Quick lunches
- Breakfast Sandwiches made to order

**HAND-SCOOPED ICE-CREAM HOME OF THE JUMBO CONE**

*We hold ourselves to a higher standard. YOURS!*

Open Daily 7:30 a.m.

Grey Road #13  
Eugenia  
519.924.3244 519.924.3185



double take

# SWEET slumber

Recreate this look in your own home.



PHOTO: SANDY MACKAY

1. **BENJAMIN MOORE:** Paint in Gray Mist OC-30 2. **INDIGO:** Book – Moose, Goose, Animals On The Loose! 3. **INDIGO:** Stackable Mug – Beaver 4. **IKEA:** RANARP Work Lamp in Off-White 5. **BETHEL INTERNATIONAL:** Aviator Nightstand 6. **ÀLAMODE HOME:** Jubilee Sheet Set in Red 7. **ÀLAMODE HOME:** Maple Leaf Toss Cushion 8. **PEHR:** Cobalt Velvet Pillow 9. **BRUNELLI:** Timber Collection Sham & Throw 10. **SMARTSTUFF:** All American Bunk Bed in White 11. **STUFFED ANIMAL HOUSE:** RCMP 32" Supersize Sergeants – Blackberry & Moose 12. **EGLI'S SHEEP FARM:** Sheepskin Rug – Premium Single in White **OH**



## Breathtaking Beauty, European Elegance



*your home • your self • your life*



Exclusive Giftware | Fine Furnishings | Chandeliers | Jewellery  
Carpets | Artwork | Sculptures | Mirrors | Millinery  
Paperie | Parfumerie | Whimsy & more

*Fabulous selections, great hours, wonderful service.  
Stop in and see the store that everyone's talking about.*

We carry the entire line of Chalk Paint™ decorative paints by Annie Sloan.  
Please visit [www.anniesloan.com](http://www.anniesloan.com) to find a retailer near you.



770 Queen St., Kincardine (519) 396-GIFT | 322 10th St., Hanover (226) 434-GIFT  
[www.JADORN.ca](http://www.JADORN.ca)



Select items available online at  
**SHOPTIQUES.COM**



CANADIAN GIFT  
ASSOCIATION™

RETAILER OF  
DISTINCTION

**2015**




finishing touch

\* Pair shell with gold-toned metals for refined shine.



# she sells SEASHELLS

Seashells bring a soft, sophisticated look to summery décor. Capiz, oyster, crab, starfish or other shells add texture and a natural palette to your home, whether you're on the waterfront or in the city.



1. CURREY & COMPANY: Oasis Rectangular Chandelier 2. ELK LIGHTING: Chadwick 1-Light Pendant in Polished Nickel & Cappa Shell 3. ARTERIORS: Kipling Mirror 4. ZODAX: Caspian Shell Picture Frame 5. UTTERMOST: Capiz Bowl 6. ZODAX: Capiz Brick Tray 7. CB2: Shell Table Lamp 8. BOUCLAIR HOME: Atelier - Capiz Mosaic Side Table in Cream 9. JOHN-RICHARD: Gold Leafed Giant Clam Shell 10. SURFACE INNOVATION INC: NatureFlex Pearlamine Semi-Flexible Surface Material in Pearl, Gold & Bronze 11. DIMOND HOME: Starfish Shell Ball, White Hermit Shell Ball & Blossom Shell Ball OH

Finally, the choice is all yours...  
fabric, finish, style, size and more!



DECOR-REST  
FURNITURE LTD

Smitty's  
FineFurniture.com



For the LOVE of  
CANADIAN  
FURNITURE

HANOVER SHOWROOM 170-3rd Street 519-364-3800

KITCHENER SHOWROOM 170 Gateway Park Drive 519-658-9313





 *Topnotch*  
furniture

manufacturers of fine furniture

#89446 Huron Road 30, Fordwich Line  
1 km north of Hwy 87  
Gorrie, ON

519.335.3213

[www.topnotchfurniture.com](http://www.topnotchfurniture.com)

*15 Years of professional design and manufacturing*

