

FALL 2015

STYLE ■ COMFORT ■ IDEAS ■ REAL ESTATE

# ourhomes

G R E Y   &   B R U C E   C O U N T I E S

*charming*  
HISTORY

SATISFY  
YOUR CRAVING FOR  
CONTEMPORARY

*style*

KID-FRIENDLY  
BEDROOMS

CHIC  
CONDO *living*

+ HARVEST  
DRINKS



HOT TUBS

POOLS

SWIM SPAS

PATIO FURNITURE

GRILLS

water&wellness

FINE OUTDOOR LIVING ACCESSORIES



*Fall back in love*

explore your possibilities:  
[waterandwellness.ca](http://waterandwellness.ca)  
1 877 881 0746

 HUTTEN.CA 519.376.9364

CRAFTED WITH CHARACTER



*Naturally yours,*

**Hutten & Co**  
LANDSCAPING





*Natural Stone,  
Natural Beauty*



 **NEERHOF**  
LANDSCAPES



*Live a little, Outside.*

519-376-0366 866-877-5704

[www.ledgerrock.com](http://www.ledgerrock.com)

 **LEDGER ROCK** OWEN SOUND

[neerhoflandscapes.com](http://neerhoflandscapes.com)



Why wait for your cottage  
when it should be  
*waiting  
for you?*

NO NAME BUILDER INC.

Cottage to be  
completed ~~2015~~  
~~2016~~ 2017

*Build the cottage you've always wanted — when you want it.*

*Call or visit one of our Quality Homes locations to bring your perfect cottage to life.  
On time. On Budget. Guaranteed!*



**QUALITY HOMES**

*What other builders promise,  
we guarantee*

**LOCATIONS:**

KENILWORTH:  
7307 Sideroad 5 West  
Wellington North, ON N0G 2E0

COOKSTOWN  
3311 Shore Acres Road  
Innisfil/Cookstown, ON L0L 1L0

GRIMSBY  
9 Windward Drive,  
Grimsby ON L3M 4E8

[www.qualityhomes.ca](http://www.qualityhomes.ca) | 1.800.265.2648



## Looking to purchase or list a home?



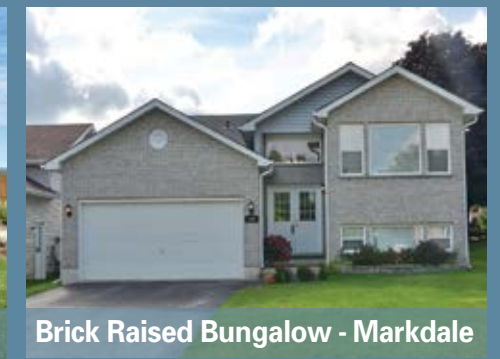
**Duplex - Kimberley**

Registered Duplex with long term tenants.  
Renovated upper unit.  
\$199,900 – Call Cheryl



**View, income, 50 acres! - Flesherton**

Log home, 4 bedrooms, triple car garage, with  
studio, out- buildings, privacy, natural gas!  
\$829,000 – Call Helen



**Brick Raised Bungalow - Markdale**

3 bedroom, 2 bathroom, 1,400 sq ft  
\$255,000 – Call Christine



**Gorgeous School House - Rock Mills**

Open living space, master + 2 lofts, full  
basement, wood stove, double garage, 1 acre.  
\$385,000 – Call Helen



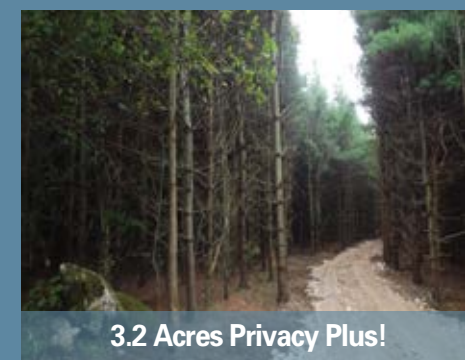
**Beautiful Character Priceville**

3 bedroom, 2 bathroom, 2,000 sq ft  
\$199,900 – Call Christine




**Classic Century Home - Flesherton**

4 Bedroom, 2 Bath, Bonus bright family room  
with radiant heat.  
\$209,000 – Call Cheryl



**3.2 Acres Privacy Plus!**

Beautiful bush lot with a circular  
gravel driveway.  
\$58,000 – Call Cheryl



**Live, work, play - Neustadt!**

Beautifully renovated century property, with  
commercial component. Unique property  
\$550,000 – Call Helen



**Vacant Lot with Pond - Priceville**

1.09 Acres  
\$45,000 – Call Christine



**CLAIRWOOD**  
REAL ESTATE CORPORATION  
B R O K E R A G E



**HELEN LIGHTBODY**  
Salesperson  
519.477.1144  
helenlightbody.com



**CHERYL WEATHERALL**  
Salesperson  
519.373.6664  
cherylweatherall.com



**CHRISTINE RICE**  
Salesperson  
226.668.4797  
christinerice.ca



# Professional Design & Manufacturing

Since 1989



## Durnin's

### CUSTOM CABINETS

Browse our online galleries or visit our new showroom to view our beautiful displays.

810 10<sup>th</sup> St. W., Owen Sound

519.416.3132

[www.durnin.ca](http://www.durnin.ca)

STYLE • COMFORT • IDEAS • REAL ESTATE

# ourhomes

GREY & BRUCE COUNTIES

**REGIONAL PUBLISHER** Our Homes Grey/Bruce Inc.  
Jamie Jefferson  
[jamie.jefferson@ourhomes.ca](mailto:jamie.jefferson@ourhomes.ca)  
Georgette McCulloch  
[georgette.mcculloch@ourhomes.ca](mailto:georgette.mcculloch@ourhomes.ca)

**REGIONAL MANAGING EDITOR** Jennifer Schleich  
[jenn.schleich@ourhomes.ca](mailto:jenn.schleich@ourhomes.ca)

**REGIONAL PRODUCTION MANAGER** Kelly Donaldson  
[kelly.donaldson@ourhomes.ca](mailto:kelly.donaldson@ourhomes.ca)

**MARKETING & ADVERTISING** Betty Ann Fawcett, 519.372.6338  
[bettyann.fawcett@ourhomes.ca](mailto:bettyann.fawcett@ourhomes.ca)

**DISTRIBUTION** Allan Fawcett, 519.986.2599

OUR HOMES is a registered trademark of OUR HOMES MEDIA GROUP INC. OUR HOMES Grey & Bruce counties is published four times a year.

OUR HOMES is distributed to residents of Grey & Bruce Counties and to cottagers via direct mail. Copies of OUR HOMES are available for free pick up at high traffic locations throughout the region. Copies of OUR HOMES are also sent via direct mail to members of select ski clubs in the region. OUR HOMES is distributed throughout select B&Bs and hotels, and to select business leaders via direct mail.

OUR HOMES Media Group Inc. is a proud member of the Owen Sound and District Chamber of Commerce.

Please send all letters and/or feedback to OUR HOMES Magazine, 279 Ste. Marie St., Collingwood, Ontario, Canada L9Y 3K6. Or email us at [editor@ourhomes.ca](mailto:editor@ourhomes.ca). All letters received are subject to editing for grammar and length. Please return all undeliverable Canadian addresses to 279 Ste. Marie St., Collingwood, ON L9Y 3K6

#### OUR HOMES MEDIA GROUP INC:

##### EDITORIAL

**EDITOR-IN-CHIEF** Georgette McCulloch  
[georgette.mcculloch@ourhomes.ca](mailto:georgette.mcculloch@ourhomes.ca)

**ASSOCIATE & WEB EDITOR** Laurel Fortin  
[laurel.fortin@ourhomes.ca](mailto:laurel.fortin@ourhomes.ca)

**MANAGING EDITORS** Nancy Belgue, Adrienne Brown, Pauline Clark, Laurel Fortin, Walter Franczyk, Mary Hatt, Sarah Hoy, Gina Makkar, Tiffany Mayer, Georgette McCulloch, Annette McLeod, Melissa North, Jay Robinson, Jennifer Schleich, Melody Wren

##### ART

**ART DIRECTOR** Tara Chattell  
[tara.chattell@ourhomes.ca](mailto:tara.chattell@ourhomes.ca)

**ASSOCIATE ART DIRECTORS** Sheila Britton, Georgie Donais

##### PRODUCTION

**PRODUCTION DIRECTOR** Lynn Derrick  
[lynn.derrick@ourhomes.ca](mailto:lynn.derrick@ourhomes.ca)

**PRODUCTION MANAGERS** Julia Dempsey, Kelly Donaldson, Marilyn Reid, Abby Reynolds, Tracy Shuttleworth

##### OPERATIONS

**MANAGING DIRECTOR, SALES & MARKETING** Jamie Jefferson  
[jamie.jefferson@ourhomes.ca](mailto:jamie.jefferson@ourhomes.ca)

**MANAGING DIRECTOR, OPERATIONS** Georgette McCulloch  
[georgette.mcculloch@ourhomes.ca](mailto:georgette.mcculloch@ourhomes.ca)

**ACCOUNTING** Donna Duggan

**ADMINISTRATIVE ASSISTANT** Lisa Merrell

##### CONTRIBUTORS

Brandon Barre, Matt Bowes, Tara Chattell, Pat Crocker, Walter Franczyk, Jason Hartog, Shelby Hilson, Sandy MacKay, Stephanie Redmond, Melanie Rekola, Jennifer Schleich, Yanic Simard, Steve Small

Advertisements and the content, including photos, of advertisements published within OUR HOMES magazine are supplied solely by the advertiser and neither the publisher nor OUR HOMES Media Group Inc. accept responsibility for opinions expressed in advertisements or for copyright issues with regards to photos, advertising copy and advertisements, nor shall they be held liable thereby. By act of reading this publication, all advertisers and readers agree to indemnify and hold harmless both OUR HOMES Media Group Inc., and the publisher thereby. Copyright © 2015 OUR HOMES Media Group Inc. All rights reserved. Reproduction without permission is prohibited.

##### OUR HOMES CAN BE FOUND IN THE FOLLOWING MARKETS:

Barrie • Durham Region • Grey Bruce • Hamilton • London  
• Mississauga • Muskoka • Niagara • Oakville/Burlington/Milton • Ottawa  
• Peterborough • Sault Ste. Marie & Algoma • Southern Georgian Bay • Vaughan  
• Region of Waterloo • Wellington County/Orangeville/Caledon • Windsor



MOUNTAINCROFT



For those seeking a tranquil yet active lifestyle, Collingwood is the perfect choice. Its location on the shores of Nottawasaga Bay gives residents easy access to a huge array of sports and recreational pursuits. Along with excellent dining and shopping establishments and a vibrant business climate, there is truly something for everyone here.

Every Grandview Home comes complete with quality features and finishes, such as 9' Ceilings, Garden Doors, Landscaping Package, California Textured Ceilings, Gas Fireplaces, Deluxe Oak Staircases and Stainless Steel Hood Fans. At prices starting from **\$283,900**, don't miss your chance to live in a Grandview Homes community.

**PHASE 4 COMING SOON!**

For more information, call 1-866-775-0333 or email: [mountaincroftcollingwood@gmail.com](mailto:mountaincroftcollingwood@gmail.com)  
Visit our Model Home at the corner of Poplar Sideroad and Clark, just east of High St. in Collingwood.



GRANDVIEW  
HOMES

*Building communities  
you'll be proud to call home.*

[www.GRANDVIEWHOMESNORTH.COM](http://www.GRANDVIEWHOMESNORTH.COM)





**YOU WAKE UP ON A SUNNY**  
September morning, the kind of day that's crisp, a little too bright, and holds the promise of Indian summer, but the sky has a kind of washed look about it and you know it's time. It's a bone-deep instinctive knowledge, born from generations of old wives' tales and childhood memories, that subtly warns you to pay more attention for wandering deer, to begin stowing a sweater in your car, to extract your leather boots from the recesses of your closet, and to decorate your porch.

Soon your neighbours will join in on the fun, one after another, until your street is a shockingly colourful bonanza of pumpkins, root veggies, hay bales, vibrant mums and dried wheat bundles. Decorating is always an exhilarating activity, but the cleanup leaves something to be desired. I'm that neighbour no one likes – the one who keeps her Christmas tree up until mid-January, who forgets to take down the Halloween decorations and who still has our daughter's "Happy 1<sup>st</sup> Birthday" message up four months post-party.

A couple of years ago I put the cleanup off so long the pumpkins I had placed in my front garden with such care became blanketed in the first snow of November. Though I fervently swore I'd toss them in the rubbish bin, fall became winter, winter became spring, and I forgot entirely about my sad rotting pumpkins. Eventually they decomposed and, along with all evidence of my procrastination, vanished silently into the earth. Or so I thought.

Unbeknownst to me a strange green plant was germinating in my flower garden. What I thought was a weed, for it was growing at a ferocious speed, began creeping out into my lawn. Suddenly one morning, bright blossoms burst forth on the vines and we realized it was most certainly a pumpkin plant. That our forgotten pumpkins had given life to a whole new plant was a pretty comical surprise. I was very excited to use my own homegrown pumpkins on my porch the following fall. However, destined though it seemed at first, a convergence of circumstances, including a car, a driveway and a determined plant, brought a swift end to my would-be pumpkins. The garden was simply too close to the driveway that the unplanned-for pumpkin plant was bent on reaching, and one afternoon it got run over by the car. The damage to the vine seemed to shock the plant. It never recovered and stopped growing.




It's a sad end to a silly story, but I'll never forget my surprise pumpkin plant. I confess that I have since been tempted to leave my porch pumpkins to rot in the hopes of discovering another surprise pumpkin plant come spring. Perhaps this year will be the lucky year.

*Jennifer Schleich*


Jennifer Schleich, Managing Editor  
jenn.schleich@ourhomes.ca




Follow us @OurHomesMag

ESTABLISHED 1989



THE GREAT LAKES  
Frame Company





Exquisite handcrafted timber frame homes  
519.794.0400 WWW.GREATLAKESFRAME.COM



# contents

## fall



18

### ON THE COVER

Steeped In History  
Story, page 22.  
Photography by  
Sandy MacKay.






30

### departments

- 10 EDITOR'S NOTE
- 16 ADVICE  
Bedrooms For Kids
- 18 STYLE PICKS  
Fashionable Furniture
- 30 COMFORT ZONE  
Fine Design At Fulford's
- 50 PEOPLE  
The Raw Beauty Of Wood
- 58 HOME RESOURCE DIRECTORY
- 62 FINISHING TOUCH  
Rustic Pallet Pumpkins

### features

- 22 FEATURE HOME  
Decorating With Primitives
- 34 COOKING AT HOME  
Hearty Curry Chowder
- 36 GARDENING  
Discover Fall Foliage
- 38 REAL ESTATE  
Emergency Preparedness
- 40 HOME & BUILDER  
Condo Living In River Country
- 48 GOOD TASTE  
Garden-Inspired Drinks
- 56 DESIGN IDEAS  
Bold Bathroom Décor
- 60 GREEN LIVING  
Waste-Free Lunches



& quality workmanship  
customer satisfaction



# THE OLD BARN

## POLISHED STONE CREATIONS

Your local source for Granite, Marble & Quartz Countertops



10 years  
of business excellence!

173480 Mulock Road (between Durham & Hanover)

519.369.1710

theoldbarngranite.ca



# Stone Ridge WOODCRAFT

AUTHENTIC CANADIAN FURNITURE  
DESIGNED AND BUILT FOR YOU.  
WORKING WITH RECLAIMED WOODS,  
SELECT HARDWOODS, METALS,  
AND GLASS, WE CRAFT FUNCTIONAL  
ART TO COMPLEMENT YOUR SPACE.



CUSTOM WOOD



WE ALSO DO CUSTOM MANTLES,  
BAR TOPS, HARVEST TABLES,  
DECOR, AND MORE.



(416) 458-3242

STONERIDGEWOOD.CA

MARKDALE, ONTARIO

**DPD**  
DI PIETRA DESIGN  
COUNTER TOPS

Photo Supplied By: ALL ABOUT KITCHENS



Discover. Natural. Beauty.



705.727.0096 | 672 Welham Rd., Barrie | www.dpd360.com

EXCLUSIVELY AT  
DI PIETRA DESIGN  
EVEREST WHITE GRANITE



staron®

LG Surfaces

FRANKE

SILESTONE

caesarstone®  
Quartz Surfaces

CORIAN®  
SOLID SURFACES

ZODIAQ  
QUARTZ SURFACES

HanStone®  
Eco-Quartz



**DockinaBox®**

YOUR LOCAL AUTHORIZED DEALER

For product, installation and service contact:

**Hutten & Co**  
**hutten.ca/docks**

519 376 9364 | OWEN SOUND

DETAILS THAT GET NOTICED




*Exquisite*  
Wood Design Inc.

Your custom Kitchen specialist!

1980 20th St. East, Owen Sound

519.370.0808

www.ewdesigns.ca



Get the free mobile app at  
http://gettag.mobi





Designer Stephanie Redmond shares her ideas.

# KIDS' BEDROOMS

Kids' bedrooms can be a challenge. The characters, favourite colours and toys can all create a bit of a circus effect. Kids like bold, they like pattern, and they don't always see what matches with the same level of maturity as you do. Not to mention, you're trying to please what will likely be your toughest client!

A bedroom or playroom does not have to be decorated with the same level of sophistication as the rest of your home, but it should certainly flow. Show a bit of restraint so the space doesn't look too wild. After all, we are trying to create a restful space (for the bedroom anyhow), not a party zone.

**Kids are busy!**

Their needs are more than just a bed and a dresser. They require a space to sit and play, a place to read, and storage for stuffies and toys. It should be soft and inviting but also stain resistant and easily maintained. I don't believe they always intend on making a mess, but they certainly have a knack for it. So instead of choosing perishable fabrics, make sure everything is washable so it lasts.

**Remember that younger kids are short!**

They can't reach anything set at adult height and it causes frustration. Set hooks low so they can easily hang up a sweater or backpack and make sure there is a stool on hand for high light switches. You can ask kids to clean up, but you have to have a system in place to allow them to do it.

If you let your child choose a paint colour, I guarantee they will choose something bold. Instead of fighting a losing battle, use their choice as an accent colour on one wall or on a piece of furniture. Don't overdo it. The same applies for wall coverings. A whole bedroom in pattern can be busy and leaves no space for trophy shelves or artwork.




**Lighting**

Lighting is always important and you should have at least two options: One to light the space when it's playtime and one to read by in bed. If you have a desk in the room, don't forget a small desk lamp. Children like to be masters of their domains, so give them the right tools for a little independence.


It's easy to get caught up in the here and now with a child's room, especially with the younger set. But beware of the age trap. In one or two years, they will outgrow it. Think ahead! **OH**



1. Bed Frame: landofnod.com 2. Knit Blanket and Pillow: Restoration Hardware 3. Smoke Alarm: Nest 4. Cubebot: areaware.com 5. Drop Pouf Chair: camillahounsellhalvorsen.com 6. Teepee: parkdaleteepeecompany.com 7. Petit Pehr Pillow: Pehr Designs Inc. 8. Storage Bins: fluf.ca 9. Cork Side Table: jaspermorrison.com




FOR ALL THINGS HOME





# HOUSE RULES

DESIGN SHOP

EST. 2014



13555 BRUCE ROAD 10 (RR3) HANOVER ON  
P 226 434 1234 F 226 434 1235  
[www.houserulesdesign.com](http://www.houserulesdesign.com)







**BRANDSOURCE**



**Macdonald's**  
Furniture & Appliances

**Make yourself at Home**

**206518 Hwy. 26 E, MEAFORD**  
**519-538-1620 • 800-265-3172**  
**[www.macdonaldsfurniture.com](http://www.macdonaldsfurniture.com)**







1

PHOTOGRAPHY STEVE SMALL



2

# TOO COOL FOR SCHOOL

Have fun with the wide world of contemporary design.



3

**1 SOUTHAMPTON ART GALLERY**

**Art**  
*Festival of Wieners*, an edgy acrylic on canvas inspired by local Southampton artist Susan Enzensberger's dogs, is on display at the Southampton Art Gallery, which houses work from artists across Grey-Bruce.  
201 High St., Southampton  
519.797.5068 | southamptonart.com

**2 BRUCE COUNTY CUSTOM CABINETS**

**Arabesk Tile**  
Ciot's Arabesk Mykonos tile in a beautiful white and grey is deeply intriguing eye candy. Actually composed of three different tiles, it creates a stunning focal point in any kitchen or bathroom.  
1211 MacKenzie Rd., Port Elgin  
519.483.1188 | brucecountycustomcabinets.ca

**3 BAREBIRCH**

**Leather Dining Chair**  
Spice up your dining area with the Cobain dining chair in vintage brown leather with stainless steel legs. These chairs are a fun and sleek alternative to traditional wooden kitchen chairs.  
975 2nd Ave. E., Owen Sound  
226.664.2273 | barebirch.ca

*Continued on page 20*



**barebirch**  
casual, cozy, boutique interiors  
975 2nd avenue east, owen sound  
226-664-2273 | www.barebirch.ca



**Inside Ideas**  
829 2nd Avenue East, Owen Sound 519.371.6926  
www.insideideas.ca

**Timeless Design**  
**REGENCY**  
**The Fyre Place & Patio Shop** Since 1973  
Located at Highway 6 & 21, Springmount (Near Owen Sound)  
519.371.2963 | www.thefyreplace.com

**The Rusty Star**  
Solid Wood Mennonite Furniture & Country Home Decor  
LOCATED AT GREY RD. 4 MAXWELL  
www.therustystar.ca | (519)-922-2010 | therustystar@live.com  
Hours: Mon-Fri: 9:00 am - 5:30 pm  
Sat: 9:00 am - 5:00 pm (Closed Sundays)





**4 MACDONALD’S BRANDSOURCE  
HOME FURNISHINGS**

**Floor Lamp**  
This spotlight-style metal lamp by Ashley evokes nostalgia for classic Hollywood studios and the theatrical stage. A fun choice for any room.

206518 Hwy. 26 E., Meaford  
519.538.1620 | [macdonaldsfurniture.com](http://macdonaldsfurniture.com)

**5 HOUSE RULES DESIGN SHOP**

**Hardwood Flooring**  
Canadian designed, this oak Prelude flooring in a rich swatch of cool hues is a strong contemporary flooring choice. Made with engineered hardwood, it comes with a 35-year wear warranty and a lifetime structural warranty.

13555 Bruce Rd. 10, Hanover  
226.434.1234 | [houserulesdesign.com](http://houserulesdesign.com)

**6 WEST BROS FURNITURE**

**Coffee Table**  
This contemporary meets mid-century-modern coffee table is part of the SERRA collection. Latin for “saw,” Serra mixes walnut solids with lacquered drawer fronts for a fashion-forward clean look. It’s designed by renowned New York designer Blake Tovin and made in Grey County.

Hanover, Visit Website For Dealers  
519.364.7770 | [westbrosfurniture.com](http://westbrosfurniture.com) OH



bathscapes

**Fulford**  
Kitchenware ■ Bathware ■ Hardware  
874 2nd Ave. E. Owen Sound • [fulfords.com](http://fulfords.com)

Visit Our **Christmas Wonderland**

**And Catch The Spirit of Christmas!**  
**Daily 1/2 Price Specials**  
**“The Magic of Christmas Begins Here”**

**The Fyre Place & Patio Shop** *Since 1973*

Located at Highway 6 & 21, Springmount (Near Owen Sound)  
519.371.2963 | [www.thefyreplace.com](http://www.thefyreplace.com)

**PARA**  
PAINTS

*Your local source for Para Paints.*

**PLUS**

Sansin – Exterior & Interior Penetrating Stains  
Duck Back – Oil & Latex Stains  
Different varieties of floor coatings  
Timber Pro – Penetrating Stains  
Epoxies, Wood Cleaners, Strippers & Sealers

**The Paint & Woodcare Co.**  
Specializing in Log Home Maintenance and Wood Preservation

104 Shane St., Unit 2A, Springmount Industrial Park, Owen Sound  
519-372-1221 [www.paintwoodcare.com](http://www.paintwoodcare.com)

*We bring custom window coverings to you!*

We carry the hottest styles and colours to fit your décor.

**Budget Blinds**  
a style for every point of view®

shutters | draperies | wood blinds | cellular shades  
woven woods | roman shades | window film...and more

**“Expert Fit”**  
Measuring & Installation Free In-Home Consultation  
519-793-3921 [www.budgetblinds.ca](http://www.budgetblinds.ca)





# OLD WORLD CHARM AT THE FALLS



STORY **JENNIFER SCHLEICH**  
PHOTOGRAPHY **SANDY MACKAY**  
CUPCAKES **THE BACK FORTY BAKER**

On a quiet road in Durham, the rushing of water over McGowan Falls is like a natural lullaby infusing the home of Henry and Sandie Maldonado with serenity.

Sprawling gardens and a wooded lot add magic to the charming rustic dwelling, which is steeped in history – history of the home and history of each antique that resides behind its front door.

The Maldonado house is a home quite unlike any other. Almost every piece of furniture, big and small, is an antique, right down to the light fixtures and dishware. Collected with meticulous care, born from a deep love of antique hunting and one spouse's patience for another's fondness for auctions, the 1870s house boasts that it's well-loved. The utmost care was put into its restoration, which began with the home's previous owners.

"The house gives us a sense of peace," says Sandie. "It has a heart and it needed to come back to life. We had about 80 people stop in when we moved in, who said they can't believe the beautiful work we've done on the house and who were so happy someone was taking care of it."

When the Maldonados, their two dogs, Peyton and Dallas, and two cats, Lucy and Ella, took over the house in 2014 it was much improved, thanks to the extensive work done by the previous owners. After repairing the interior, including gutting, drywalling, rewiring and installing a furnace, the previous owners parted ways with the house. Nevertheless, Henry and Sandie still had their

*Continued on page 24*



**ABOVE:** The Maldonados' porch showcases some of their unique antiques and harkens to the couple's Southern past. **LEFT:** The home's wrap-around porch has a colourful collection of antiques and flowering shrubs. **OPPOSITE, TOP LEFT:** A vintage garden bench sits among the sprawling flower beds and woods surrounding the Maldonados' house. **TOP RIGHT:** A rustic bench adorned with a collection of vintage watering cans sits alongside the original barn. **BOTTOM:** The 1800s Durham homestead was rejuvenated with fresh paint and a new roof, which accentuates the gingerbread trim and Victorian columns.



feature

**RIGHT:** The new kitchen, which features slate flooring and granite counters, is home to a vast collection of ornate ironstone and pewter cookware. **BELOW:** Trade signs, like “Country Store,” proliferate throughout the house, which Henry calls a “sign house.” **BOTTOM:** An authentic vintage kitchen scale doubles as a dessert stand for fitting cupcakes from The Back Forty Baker.



work cut out for them. They got straight to it, installing new flooring (**Hopkins Trim and Carpentry**), painting inside and out, replacing the roof, adding two porches and a deck (**Shelburne Roofing & Contracting**), laying paving stones from **Maxwell Stone** (installed by **Hopkins Tree Spade Service**) and building a garage. Henry, who was a stone mason by trade, repaired some deteriorating brickwork and also galvanized and sprayed the intricate iron railings surrounding the home, which the couple commissioned from longtime friend Ciprian Potinteu of Wrought Iron Gate Design & Welding.

It only took one look for Henry and Sandie to fall in love with the century home. Despite the enormous amount of work they invested in their previous home in Shelburne, and the surprised protests from their neighbours

and friends who were sad to see them leave, the duo set out on a new adventure and never looked back.

“This was a chance encounter, when, during one of the worst winters in years, we took a drive to Durham just to be nosy and see the house,” explains Sandie. “We sat in the driveway and looked at each other and said, ‘This is it.’ You know people where you live, so it’s hard to leave, but moving was never a mistake.”

After 25 comfortable years in their Shelburne residence, a home they believed they would never leave, the move to Durham required more than just a leap of faith. Though their decorative style has always harkened to their love of primitives – a type of handmade antique (also called early American country) often built by farmers or unschooled artists



between the mid-1700s and early 1800s – their Shelburne home was very different in character from their new 1800s homestead.

“A number of our antiques we ended up selling because this house is very different from our old one,” explains Sandie.

Aside from switching out some of their décor, which involved staking claim to new antiques and waiting at auctions for hours (more than 10 on one occasion), Henry and Sandie had to select a colour palette for their new home. **Dana Aponte**, colour and design consultant from **Cuneo Interiors Carpet One Floor & Home**, guided the couple in the process, helping them pick Benjamin Moore colours, including Bittergreen (dining room), Caramel Apple (porch ceiling), Antiqued Aqua (upstairs bathroom), Massicot (living room), Crownsville Gray (master bedroom) and Windham Cream (hallway). The couple also had to make a few compromises when it came to their new abode. *Continued on page 26*

**TOP LEFT:** The couple waited 10 hours at an auction to acquire the blue step-back hutch that is a centerpiece in their living room. **LEFT:** A small sitting room off the kitchen houses an antique spice rack, a little wooden man nicknamed Walter, a washing stand and another collector sign. **ABOVE:** A variety of antique lamps and light fixtures, which Henry has been collecting for years, are found throughout the home.





“Henry didn’t want a kitchen table, he wanted to keep the kitchen’s island – that was world war three – and we couldn’t find a table that was five feet long to fit in the space,” reminisces Sandie. “We were invited to a friend’s for dinner and I sat at her table and said, ‘This is it, I need your table.’ So I made her an offer she couldn’t refuse.”

On the other hand, Henry was dead set on sleek and warm hardwood flooring with a more contemporary feel, to which Sandie whole-heartedly objected. In the end, Sandie got her table, Henry got his flooring and the whole house was knitted beautifully together with a brand new kitchen featuring slate flooring and granite countertops (**The Old Barn Polished Stone Creations**), and new appliances (**Macdonald’s BrandSource Home Furnishings**).

“My favourite part of the house is the kitchen, I just have a sense of calm in there,” she adds. *Continued on page 28*

**ABOVE AND RIGHT:** The living room features an antique coffee table from Michigan, a red, cigarette-lady sign that is one of only three ever made, and the R.E. McCabe sign salvaged in Shelburne and refurbished. **TOP RIGHT:** The laundry room features vintage shutters and corbels, an adorable ladies bathroom sign and sleek white appliances.



*A smooth build from start to finish.*

- Only 1 lot left on the Saugeen River
- 1 – 2 acre lot in the watra subdivision
- 1 – 1/2 acre lot on Durham Rd. E.
- 3 Serviced lots in Collingwood
- 30 lots in Hanover available Spring of 2016

Check in to the website for more info!

**CANDUE HOMES**

**519-369-5051**  
homes@canduehomes.com  
www.canduehomes.com

Don

Susan

**IF YOU DON'T LOVE IT, WE'LL REPLACE IT FREE. GUARANTEED.**

Beautiful. Made Affordable™

At Carpet One We promise you'll love the way your new floor looks, or **we'll replace it FREE** - including installation!† It's... *the Beautiful GUARANTEE*

We want you to be 100% happy that the floor we've created together is as beautiful as the one in your dreams. If not, we will replace it for FREE\*. That's what we call The Beautiful Guarantee™. We are that confident.

**SPECIAL FINANCING AVAILABLE\***

**Cuneo Interiors**

**CARPET ONE FLOOR & HOME**

*Decorating Excellence Since 1948*

873 10th St., Hanover, ON 519-364-1303  
207 Durham St., Walkerton, ON 519-881-2170

**www.cuneointeriors.com**  
**800-265-1172**



LOCAL SOURCE GUIDE

Budget Blinds Owen Sound • Cuneo Interiors Carpet One Floor & Home • Hopkins Tree Spade Service • Hopkins Trim and Carpentry • J.E. Trim Johnson Enterprises • Macdonald's BrandSource Home Furnishings • Maxwell Stone • The Old Barn Polished Stone Creations



**ABOVE:** The spare bedroom, claimed by Lucy the cat, is full of sweet country charm. **TOP RIGHT:** The upstairs powder room painted in Antiqued Aqua has neutral tiled flooring to accentuate the porcelain wash basin, claw foot tub and rustic wood accents. **BELOW:** The master bedroom, in calming hues of blue and yellow, is a spacious retreat predominated by a vintage wrought-iron bedframe.



When they moved in, the home was finished in basic MDF trim, which didn't suit its historic character. New trim was expertly crafted by **J.E. Trim Johnson Enterprises**, which specializes in manufacturing solid wood trim and mouldings for turn-of-the-century homes, and installed by Eric Hopkins of Hopkins Trim and Carpentry. The new trim and moulding contributed to the authenticity of the home's décor and pairs beautifully with the stunning white wooden shutters from **Budget Blinds** in Owen Sound that adorn the interior windows and complete the charming country look.

Though the Maldonados never expected to find themselves in a historical home in Durham, surrounded by sprawling nature, anyone who has visited them in their new home will be hard pressed to suggest it wasn't meant to be. They speak about the house as if it has a personality – a soul – and they are suited to it just as much as it's suited to them. **OH**

**NEW!**

**ONLINE SHOP**

\*click on the shopping bag

# Bathroom Remodeling? Spend some time with The Plumber's Wife

**The Plumber's Wife**

238 George St, Arthur ~ 519.848.3641 ~ [theplumberswife.ca](http://theplumberswife.ca)

# turn ordinary into extraordinary

**Ground Effects Landscapes**

519.364.5151

[groundeffectsinc.ca](http://groundeffectsinc.ca)

UNRIVALLED LANDSCAPE DESIGN & CONSTRUCTION





STORY **JENNIFER SCHLEICH**  
PHOTOGRAPHY **STEVE SMALL**

# HARDWARE AND MORE

**THE PLACE:** Fulford Kitchenware • Bathware • Hardware has been a recognizable storefront in Owen Sound since 1932 when Edgar Fulford took a leap of faith in the heart of the depression and opened his own business. Currently owned by Jenn and Jim Fulford (Edgar's grandson), the original hardware store has transformed over the years into a home department depot, with everything from high-tech showerheads to the simplest of pepper mills. "A lot has changed," says Jim. "Cash drawers have been replaced with computers, horses with trucks... but you can still find hints of the way things were around the store – some sections of original wood floors, the unique stained glass above the old entrance – but the main thing that's remained the same is the friendly service."

**THE STYLE:** Aisles overflow with gadgets, glistening stainless-steel pans, colourful tea pots, and displays of showerheads and faucets. Jim and Jenn strive to provide the largest selection of fixtures, bath and kitchenware in the region. "We showcase products from ultra-modern designers to rustic and traditional styles," explains Jenn. "Our style is quality because we try to find the best-made products in every price range and we've found quality doesn't necessarily have to cost more."



**WHAT'S HOT:** "As a population, we are more style conscious than ever, and one of the worst things to put into a designer bathroom is an ugly commercial-looking grab bar," says Jenn. "We are all aging and accessible bathrooms are an eventuality everyone will deal with." A new company, called Invisia, has crafted a line of commercial-quality grab bars, which support up to 500 pounds and are disguised as other fixtures. "They are hiding the grab bars in plain sight, so they are invisible," explains Jenn. "That elegant shelf for your shampoo is actually a grab bar."

**FAVOURITES:** Today, bathrooms have become therapeutic spas. "People are making their bathrooms into personal wellness centres," says Jenn. "We supply bathroom fixtures for so many customers and they always want another 'Fulford's Bathroom' and we've been designing them for 30 years." Fulford's carries everything for your spa, including classic fixtures, chroma-therapy lighted shower-water, built-in aromatherapy and rain-water showerheads.

**GET THERE:** 874 2nd Ave E., Owen Sound  
519.376.7729 | fulfords.com OH





Quality Custom Designed Concrete



519.895.6425

Driveways • Patios • Walkways • Pool Decks  
Floor Finishing • Broom Finish  
Swirl Finish • Pebblestone Finish  
Stamped Finish • Various Colours

[greatlakesconcrete.ca](http://greatlakesconcrete.ca)



# RELIABILITY

IT'S NOT JUST GETTING THE JOB DONE.  
IT'S GETTING THE JOB DONE RIGHT!

*For the dependable service and solutions you need.*

**KEN PHILP**

PLUMBING • HEATING

AIR CONDITIONING • GEOTHERMAL

Residential - Commercial - Industrial - Institutional

Dave Lennox  
**PREMIER DEALER**  
**LENNOX**

**LENNOX**

HOME COMFORT SYSTEMS  
Innovation never felt so good.™



(519) 372-0688 • OFFICE @KENPHILP.COM


128 Jason Street, Springmount Business Park, Owen Sound




DESIGN/BUILD  
LANDSCAPE CONSTRUCTION

[john@rocksolidlandscapes.ca](mailto:john@rocksolidlandscapes.ca)

519.379.1772




BEYOND ORDINARY...



[rocksolidlandscapes.ca](http://rocksolidlandscapes.ca)

[landscapeontario.com](http://landscapeontario.com)  
Green for Life!





# CAULIFLOWER & COCONUT CURRY chowder



## Recipe Note

Pure coconut water is the clear liquid found inside young, green coconuts. It's delicious on its own and has a wide range of uses in recipes. As a refreshing drink, it tastes nutty-sweet with a hint of toasted coconut. With 730 mg potassium, 32 mg calcium and 18 mg magnesium, it's a very good substitute for water in recipes. I use it in stir-fry dishes and to cook rice for savoury or dessert dishes.

Look for pure, plain coconut water (the ingredient on the label should read: coconut water) and avoid brands with added juice or sugar or flavourings, which make them virtually the same as soda or other sugary beverages.

STORY AND PHOTOS **PAT CROCKER**

A good curry paste or powder is essential for this dish – you can make your own from fresh, whole spices or find excellent quality spice blends at whole/health stores and gourmet food shops. We used coconut water as the liquid, but you can use coconut milk for a thicker soup. You can customize this soup according to the season: potatoes and carrots in winter, asparagus and peas in spring.

## Makes 4 servings

3 Tbsp (45 mL) extra virgin coconut or olive oil, divided

6 oz (175 g) white fish or cod fish fillet

1 onion, chopped

1 Tbsp (15 mL) curry powder or paste

2 cups (500 mL) coconut water (see Recipe Note)

1 cup (250 mL) vegetable broth or water

½ cauliflower, divided into flowerettes

1 potato, diced

2 carrots, shredded

- In a soup pot or large saucepan, heat 2 Tbsp (30 mL) oil over medium-high heat. Sauté fish for 3 to 5 minutes on each side (10 minutes total per inch of thickness) or until fish turns opaque and flakes easily with a fork. Using a slotted spoon or lifter, transfer to a plate and set aside.
- Add remaining oil to the pan and sauté onion for 4 minutes. Add curry powder and cook, stirring constantly, for 1 minute. Add coconut water and vegetable broth and bring to a boil. Add cauliflower, potato and carrots. Reduce heat to medium and simmer for 15 to 17 minutes or until vegetables are crisp-tender. Add fish to the chowder, break into large chunks with a spoon, and heat through. **OH**

*Pat Crocker is a Culinary Herbalist, writing and growing herbs in Grey County. She is the author of 18 cookbooks.*

online

Get more recipes at [ourhomes.ca/mag/cook](http://ourhomes.ca/mag/cook)

# The Municipality of Grey Highlands

www.greyhighlands.ca The place for all seasons!

## CENTRE GREY BUILDING SUPPLIES



Your one stop home building and improvement store. We carry lumber, insulation, plumbing, electrical, panelling, roofing, handtools, paint, windows and doors. Free delivery and estimates.



74 Lorne St., Markdale  
519.986.2641  
1.800.461.7093

## FLESHERTON/MARKDALE HOME HARDWARE



Markdale and Flesherton Home Hardware for all your paint, plumbing, electrical, hardware, household and outdoor needs. Markdale now carrying a wide selection of safety footwear with the best brands at great prices. Come in and check out our new product lines. As always, our friendly staff are here to help.



Markdale 519.986.3011  
markdalehomehardware.ca  
Flesherton 519.924.2430  
fleshertonhomehardware.ca

## THE MARKET SHOPPE



Bringing the feel of a farmers' market to a store. Step up to the take-out lunch counter for delicious soups, sandwiches, and baked goodies, including homemade cookies. We also have premium quality meats and gluten-free products, local products, and fresh in-season produce. Check out our Facebook page for the daily soup, specials and new products! Now scooping Chapman's™ Ice Cream!

7 Toronto Street  
Markdale  
519.986.4144

## TOP O'THE ROCK



Everything you need in 1 stop Groceries – Deli – Bakery  
• Hand Scooped Cones & Shakes  
• Smoothies & Frappés  
• Rotisserie Chicken & Wings  
• The BEST GOURMET pizza Every Order Custom Made!  
• Caring staff • Quick lunches  
• Sandwiches made to order  
We hold ourselves to a higher standard. **YOURS!**  
Open Daily 7:30 a.m.

Grey Road #13  
Eugenia  
519.924.3244 519.924.3185

OUR HOMES SPECIAL ADVERTISING FEATURE

## Need some help sorting through the options?

Consider attending one of my upcoming advice events (see [www.mannerow.ca](http://www.mannerow.ca)) or give me a call to arrange a personal consultation.

Don't know where to save your money?  
**I CAN HELP...**

**RRSP?**

**VS**

**TFSA?**

Type of Investment .....	Any .....	Any
Contribution Limits .....	18% of earned income up to \$24,930	NEW! \$10,000/year (not income based)
Tax Deductible Deposit .....	Yes .....	No
Tax Sheltered Income .....	Yes .....	Yes
Withdrawal Taxation .....	100% .....	0%
Withdrawal Replacement .....	No .....	Yes, the following year
Minimum Age to Open .....	Any, with earned income .....	18 years
Named Beneficiary .....	Yes .....	Yes

Ideally you can consider saving the maximum in both types of accounts. If your funds are limited however, the best option will be determined mainly by two factors: your income bracket now versus in retirement and your plans for how and when the cash will be spent.



**Michele Mannerow**  
CFP, R.F.P., CIM, FCSI, FMA  
Investment Advisor  
RBC Dominion Securities  
519-376-2018 or [www.mannerow.ca](http://www.mannerow.ca)

RBC Dominion Securities Inc.\* and Royal Bank of Canada are separate corporate entities which are affiliated. \*Member-Canadian Investor Protection Fund. RBC Dominion Securities Inc. is a member company of RBC Wealth Management, a business segment of Royal Bank of Canada. ©Registered trademarks of Royal Bank of Canada. Used under licence. © RBC Dominion Securities Inc. 2015. All rights reserved. 15\_90591\_LVQ\_002



gardening

# FALL COLOURS

STORY **MELANIE REKOLA**

One of the greatest visual perks of living in this fine country is the ability to witness the glorious changing of the seasons. Our autumn Ontario countryside ablaze with fiery reds, burnished oranges and golden yellows is a magnificent sight to behold. Grab your household canine and set out to explore a nearby walking trail, and see for yourself. Perchance, just as I, you'll be inspired by Mother Nature's rich tapestry and be forced to bring home some fall flavour to your garden plot.

Perhaps the most obvious way to bring home fall leaf colour is through the majestic Maple tree. Remarkably, of the 150+ species of Maple found throughout the Northern hemisphere, only 10 are native to Canada. Our natural Maple forests of Sugar and Red Maples turn all shades of yellow, orange and red. My favourite large Maple hybrids for a sizzling red feast for the eyes include Red Sunset and Autumn Blaze. A smaller native Maple, oh so easy to place, is the Paperbark Maple. With gorgeous peeling bark, lovely structure and often fabulous autumn colour, depending on the year, this is the perfect small Maple for small spaces. Red Oak is also a tree worth considering. Though its fall display is more subdued, it keeps its leaves much longer than most and even into winter – a noteworthy characteristic in my books. Other important trees for fall pigment include the yellow hues of the highly ornamental Ginkgo Biloba and striking orange or red berries of Mountain Ash.

Consider a multi-stemmed tree/large shrub such as Canada's Serviceberry, Pagoda Dogwood or Staghorn Sumac for fantastic

fall foliage, and for necessary architectural value. Though the name Sumac may scare some, keep them contained, and you will be rewarded with bright crimson fall vegetation and attention-grabbing fruit. Recent Sumac hybrids such as Tiger Eye are somewhat easier to control and also sport gorgeous chartreuse summer leaves followed by carrot fall leaf hues. Other shrubs for autumn-leaf colour include Snowball Viburnum, Highbush Cranberry (also has red berries) and the ever popular Burning Bush. For berry display, think Pyracanthus Firethorn, Cotoneaster and Winterberry.

Vines also can add high colouring to a fall flora space. Easily add them to clamber over fences, arbours and outbuildings, and they give a garden a sense of maturity. Boston Ivy and Virginia Creeper (Engelman's Ivy) have exceedingly vibrant autumn foliage. Virginia Creeper also bears a heavy crop of blackberries. Native Bittersweet Vine sports unusual seed coverings of an orange outer husk that houses bright orange/red fruit within. These beauties generally last all winter long.

Just why do fall leaves change their colour and why does the pigment parade change from year to year? During winter, a tree must live off their food stores from the summer season. They shut down their photosynthesis factories (their leaves) and as the bright green of chlorophyll fades away, the yellow and orange colours reveal themselves. Small amounts of these colours have actually been within the leaves all summer long disguised by the chlorophyll. Bright reds and purples are most often made by glucose trapped in leaves after photosynthesis stops, caused by sunlight and the cool nights of autumn. A growing season with ample moisture followed by a dry, cool, sunny autumn with warm days and cool frostless nights provide the best weather conditions for the brightest fall colour display. This does seem like a lot to ask of Mother Nature, doesn't it?

Fall beauty is often forgotten in the planning stages of a garden. Logically it makes sense. Many are inspired to start a garden in spring, enraptured by all the beautiful bright flowers and captivating scents, only to realize those blooms pass rather quickly. People attempt to keep the garden magic going by planting various summer flowering shrubs and perennials. Soon, our garden space is completely filled and only in September is it realized that we have neglected to focus on fall at all. Luckily, any garden can be easily remedied into a rich fall colour palette by adding from the long list of fantastic fall specimens listed here. Come on Canada, extend your garden's glory and give up some garden space for that special, brilliant and blessed fall colour. **OH**

*Melanie is a certified horticulturalist and landscape designer.*

**1.** Maple **2.** Ginkgo Biloba **3.** Boston Ivy **4.** Dogwood  
**5.** Sumac **6.** Red Oak **7.** Mountain Ash **8.** Virginia Creeper



Photo: Wendy Webb Photography

## READ HILTON

Sales Representative  
705 351 8100  
Read@ReadHilton.com

## GAIL CRAWFORD

Sales Representative  
705 445 3751  
Gail@GailCrawford.com

## LIST LOCAL. MARKET GLOBAL.

Our international network includes 950 offices in 47 countries.

CHESTNUT PARK REAL ESTATE LIMITED, BROKERAGE

393 First Street, Suite 100 Collingwood Ontario L9Y 1B3 | Tel: 705-445-5454 | Fax: 705-445-5457

This is not intended to solicit buyers or sellers currently under contract with a broker



CHRISTIE'S  
INTERNATIONAL REAL ESTATE

ReadHilton.com  
View our MOVIES

Always Connected

**Selling Real Estate in the  
Beaver Valley and on Lake  
Eugenia, in Grey Highlands  
and the encompassing  
Southern Georgian Bay.**





# EXTREME WEATHER

READY OR NOT, HERE IT COMES

STORY **WALTER FRANCZYK**

As denizens of a land of extreme weather, most Canadians believe they can endure and survive whatever storms, rain or wind nature blasts our way.

"We typically, all of us, cross our fingers and hope nothing happens," says Brent MacDonald.

But things don't usually work out that way. That's why restoration experts like MacDonald have been getting more and more work. The owner-operator of Paul Davis Restoration Specialists, he says Canadians are ill-prepared for the challenging weather conditions seen in recent years. Rainfalls have been heavier, snowstorms more severe and flooding more prevalent. Events like micro-bursts, polar vortex and ocean blob are all part of a new and growing lexicon that defines climate change.

When record rains in Toronto flooded houses with storm water and sewer systems backed up into basements in 2013, insurance companies paid almost \$1 billion to clean up the mess. That same year, thousands of Calgary residents fled their homes when floodwater washed over the city causing damage in excess of \$1.74 billion.

Despite warnings from Environment Canada that more severe weather is on the way, a spring 2015 survey by RBC Insurance found many Canadians aren't taking precautionary measures to prevent water damage to their homes. In fact, fewer Canadians are taking steps to prevent water damage, according to the survey.

"It's alarming to see such a steep decline in Canadians' willingness to take precautionary measures to protect their homes," says Paula Bandi, senior product manager with RBC Insurance, in announcing the poll results. "Extreme weather events are inevitable and Canadians need to take proactive steps to protect their home from extensive property damages."

MacDonald says homeowners should prepare a game plan for dealing with severe weather.

"We are the guys who come in once the damage has happened, but we also help identify potential problem areas," says MacDonald. "From seeing so many things fail, we have a database of information that can help a homeowner with a tough situation or concern. We can support them in coming up with a solution," he says. "If a homeowner does have questions – we are available to do a consultation."

## RBC Insurance offers these tips to safeguard your home and family:

Create a detailed home inventory of all of your belongings inside and outside of your home and garage. In the event of a claim, you'll have an itemized list of all of your important contents.

If you keep items in the basement, store all important belongings like artwork, old photographs or mementos, and electronics off the floor or consider moving them to another part of the home.

Have an emergency preparedness kit with all supplies required to survive 72 hours without help or electricity, including water, food and medications.

Prepare and rehearse an emergency evacuation plan and ensure your family knows what the plan is.

To begin an extreme weather plan, MacDonald suggests taking a walk around the home to assess where water travels. Water is the most frequent cause of damage due to severe weather. "Redirecting downspouts with extensions away from the footings of the property would be the least expensive thing to add to your arsenal," he says.

Check the roof for any missing or lifted shingles. When re-roofing a home, consider using a good ice-and-water shield product under the shingles. Larger eavestroughs to control the volume of water also help. Rain barrels are not only effective at controlling the volume of water around the footings of a house, they also provide water for gardening and irrigation. "That's something I've seen more and more."

Identify and secure anything that might blow away. "A flag mounted to the end of your fascia could rip something off," MacDonald says. The wind often blows chairs off docks. Chairs can be weighed down by simply placing something heavy, like a couple of rocks, in the chair. Precautionary measures, such as installing protective plywood across prevailing wind areas, can protect sliding glass doors. An unsecured backyard trampoline can sail off like a kite in a strong wind.

In areas with heavy snowfalls, homeowners can avoid heavy snow loads on their roof and ice damming that forces water under shingles by shovelling snow off the roof once or twice every winter. "It's just taking a risk away," MacDonald says. Before winter arrives, shut off exterior hose bibs to prevent them from freezing and bursting. Consider installing a freeze-proof faucet.

When looking around the property remember to look up at the trees. Are they healthy? Will they drop heavy limbs or branches in a storm? An arborist can determine what maintenance or pruning is needed.

To avoid sewer backups in urban areas, a backflow protector will prevent sewer water from flowing back into the house. "After Toronto's storms a few years ago, there was a big push on homeowners putting them in. That was simply to reduce the amount of claims as the result of sewer backups," MacDonald says. **OH**

**Shelburne**  
ROOFING & CONTRACTING  
LTD.

Steel Roofing • Shingle Roofing • Cedar Shake Roofing  
New Roofing • Construction: New Homes  
Vents and Valleys • Trusses • Soffit • Renovations  
Additions • Garages • Board & Batten • Cottages  
Decks and Doors • Siding • Fascia

**519.925.2683**

shelburneroofing@hotmail.com  
www.shelburneroofing.ca

Share  
YOUR HOME  
WITH  
ourhomes.ca

- 1 Snap a photo of your home or landscape project this summer.
- 2 Upload to social media.
- 3 Hashtag it  
*#ourhomesmyhome*
- 4 We'll show your home off on our website and social media pages!



facebook.com/  
ourhomesmag



pinterest.com/  
ourhomesmag



twitter.com/  
ourhomesmag



## WATERFRONT ESTATE

A show place for the discriminating buyer who demands quality construction & workmanship. 1.51 acres on Georgian Bay. Open concept living on main floor, 10' ceilings, ceramic and hardwood floors, granite counter tops, built in appliances, propane fireplace, wet bar, large master with ensuite and walk-in closet, main floor office, laundry, wine room. Self-contained guest unit, bedroom, living room and kitchen. Additional bedroom & bath/workout room. Attached triple-car garage with dog bath. L shaped dock deep enough to moor a 50' boat, 30 amp hydro at water. Detached triple car garage with caretaker's quarters above. Very close to Blue Mountains. **Offered at \$1,995,000**



## THE BIRCHES

Build your dream home.

Lots available, nestled away in a quiet development called 'The Birches'. Very private, heavily treed lots ranging from 1.3 acres to 3 acres in size. All Georgian Bay waterfront lots. **Offered from \$265,000 - \$355,000**



Office: 519.371.1202 • Fax: 519.371.5064  
Cell: 519.386.3788 • shelleycmillan@remax.net



STORY **JENNIFER SCHLEICH**  
PHOTOGRAPHY **JASON HARTOG**  
STAGING **J'ADORN**

# DOWNSIZING WITH style



**FAR LEFT:** The first floor den, which doubles as a spare bedroom, is decorated with an academic motif that is palpable throughout the home. **LEFT:** The living room, with its gas fireplace, is the comfortable and cosy heart of the home. The gold and burnished bronze tones accent the plaid patterns, which are a reemerging style. **BELOW:** The living room, dining area and kitchen form the open-concept portion of the main floor. The loft balcony is visible above.

A new housing development in Walkerton overlooking a quaint lawn bowling green and a small park has transformed the old public school grounds into a growing residential community. **Centretown Condos**, built by **Dave Spitzig Construction** offer simple living in spacious well-designed spaces. They are perfect for anyone looking to downsize, or for people who just loathe the idea of cutting their own grass.

For Ken and Lynne Brown, purchasing a three-bedroom, two-bath with a loft at the Centretown Condos made sense as they begin to spend more of their time at their family cottage in Muskoka. It was also an easy choice, because working in conjunction with **Cuneo Interiors Carpet One Floor & Home** allowed them to customize their new condo effortlessly and without hiccups.

“Cuneo’s was wonderful to work with,” says Lynne. “They originally had six sample boards for us to choose from, but I liked the tile on one (Atlantis by Centura) and didn’t

*Continued on page 42*



**RIGHT:** The solid wood harvest-style dining table, set in white dinnerware, features wicker and leather captain's chairs. **BELOW:** A stark contrast to the white cabinetry, the deep grey subway tiles pair smoothly with the Metropolis paint colour. **BOTTOM:** Granite countertops in grey tones complete the kitchen's cool palette. The Happy Wife, Happy Life sign is courtesy of J'Adorn.



want the floor that went with it. I told them I wanted something more relaxed and Anne Morrow brought over a bunch of samples for us to pick from.”

Cuneo Interiors offers 12 design schemes on six sample boards, all developed by Centretown Condos’ interior designer Susan Davey of **Susan E. Davey Interior Design**. Many were a little too polished for the Browns. They wanted something a bit more rustic, a bit more weathered, to complement their personalities.

“We love the floor we were able to pick (Cleveland Maple Amaretto by Mohawk Flooring),” says Ken. “It’s sort of like Lynne and I, we’re a little weathered now too. I think we might have started something because a group of people after us wanted to take bits from all of the boards too – what you want is what you get, it was great.”

Working together with Cuneo’s, Susan Davey expected that some condo owners might want to mix and match rather than go with a single design scheme, and so they were ready with backup options when the Browns came looking.

“I made the selection of all the interior and exterior products, and then Cuneo’s took over and were the facilitators; they supplied and installed and guided the homeowners,” explains Susan. “Together with Jordan and Anne at Cuneo’s we worked together to develop various combinations, so that if people weren’t sold on a board they could make changes.”

The rustic engineered hardwood the duo settled on pairs elegantly with their taste in décor. Lynne ran the Gift Corner in Walkerton for many years before semi-retiring and merging her shop with the family’s **Brown’s Guardian Pharmacy**. With her flair for interior decorating and a store full of décor at her fingertips, Lynne and Ken had no problem filling their condo with intriguing statement accent pieces and Canadian-made furniture (**Bogdon & Gross Furniture** from **Smitty’s Fine Furniture**) to match their taste in finishings and fixtures.

The off-white kitchen cabinetry – Lynne has used the exact same colour in her past three kitchens – and deep-toned leathered granite countertops give a pleasant contrast to the warm wood tones that predominate throughout the living spaces. In conjunction with the kitchen cabinetry, Lynne’s choice

*Continued on page 44*



Converting the under-stair area into built-in cabinetry maximizes storage space. **ABOVE:** The sunroom sits adjacent to the living room and is glassed in with UV-filtered windows to provide a pleasant respite from the glaring sun.





**TOP LEFT AND LEFT:** The condo's loft is a spacious area filled with natural light. Destined to become a home theatre, it currently functions as a TV area and lounge. Check out our Style Picks on page 18 to see where you can get your own spotlight floor lamp. **ABOVE:** The soundproof music booth was an essential addition in a condo setting to allow Ken to continue playing music.

of a medium grey (Metropolis) and a light cream (Windswept) for the walls also works to brighten the condo, which receives so much strong afternoon sunlight that the Browns had their windows and patio doors coated in a UV filter from **Georgian Glass Coatings** to cut down on heat and light.

"We get a lot of sun in our unit so we went with the UV coating on the windows to be more energy efficient and protect the furniture and floors from discolouring," explains Lynne.

The entire home is wired for surround sound, out on the patio and up in the loft as well (**Richardson Electric** with products from **HDTV and Electronics**), where the couple plan to install a home theatre once their grandchildren have passed the curious stage that drives children to chew on everything. The surround-sound system also speaks to Ken's love of music, which spurred the installation of a soundproof music booth in the upstairs bedroom. Purchased in the U.S. and shipped to Canada in pieces, Ken had the pleasure of assembling the 800-pound booth by himself.

"I use the booth because I make all sorts of noise, especially in an apartment setting, and I teach myself instruments. You can learn anything on the Internet," says Ken. The amateur musician has learned everything from the banjo

*Continued on page 46*

## LOCAL SOURCE GUIDE

Bogdon & Gross Furniture • Brian W. Folmer Garden Centre And Landscape Design & Construction • Brown's Guardian Pharmacy • Cuneo Interiors Carpet One Floor & Home • Darryl Johnson Woodworks • Dave Spitzig Construction • Erica Cook • Georgian Glass Coatings • Grant's TV And Appliances • Green Leaf Design • HDTV And Electronics • L-Ray Plumbing & Heating Ltd. • Richardson Electric • Smitty's Fine Furniture • Susan E. Davey Interior Design • Walkerton Home Hardware

# MOVING

your home or office?

Bruce County Moving & Storage can transport all of your belongings to your new destination, intact and on time.

We also provide convenient packing and crating solutions as well as storage options including heated storage.

So if you're moving, make the *right move* and call

## Bruce County

### MOVING & STORAGE

"We're the movers your friends recommend!"



*Servicing Southwestern Ontario since 1974*

**519.881.1148**  
TOLL FREE  
**877.881.1148**


## Pellow

# PHARMASAVE

GIFTS, HOME DÉCOR & MORE!



**232 Durham St., Walkerton, ON**  
**519.881.0151** [pellowpharmasave.com](http://pellowpharmasave.com)



# Dave Spitzig

## CONSTRUCTION

CONCRETE FOUNDATIONS  
INSULATED CONCRETE WALLS  
RETAINING WALLS  
BARNYARD WALLS  
PIT SILOS

369 Westwood Dr., Walkerton  
**519.881.2805**  
**519.881.7862**  
[Spitzig@wightman.ca](mailto:Spitzig@wightman.ca)



## Susan E. Davey

### INTERIOR DESIGN

- Commercial & Residential Interiors
- Custom Window Treatments
- Shades, Shutters & Bed Fashions
- New and Expanded Line of Fine Domestic and Imported Fabrics
- Custom Treatments Professionally Installed

*Creating uniqueness for over 35 years!*

**Serving Tobermory to Kincardine**  
**Kitchener to Collingwood**

[sdaveyinteriordesign@rogers.com](mailto:sdaveyinteriordesign@rogers.com)  
**519.371.9265**





A series of sunset paintings functions as a headboard in the master bedroom. **TOP RIGHT:** The upstairs guest bedroom doubles as a nursery, with a comfortable chair for cuddling with baby. **MIDDLE:** The master en suite is home to a stunning walk-in shower and sleek tile flooring. **BOTTOM:** A crib decorated with an adorable alphabet quilt is the central feature of the nursery.



and harmonica to the saxophone via Google. Lynne adds, “I’m so thankful it fit upstairs. It’s great listening to music when someone is good, but when they are learning and everyone else has to be a part of that... it’s painful.”

Because the second bedroom became devoted to a music and nursery space, it meant they had to be clever about accommodating family visitors in their downsized home. In the end, they installed a murphy bed in the downstairs office that doubles as a shelving

unit, and a pullout bed disguised as a sleek leather sofa in the loft. Together with their guest space and social entertaining areas, it’s clear the Browns have artfully balanced their condo to meet the needs in their lives.

“We are finding there is a growing sense of community here and we are meeting lots of new people,” adds Ken about the condos. “You can have privacy if you want it, but you can step outside onto the lawn and meet your neighbours too. It’s beautifully designed.” **OH**



**HDTV and Electronics**  
Powerful choice - Sensible price  
Best Pricing - Huge Inventory - Name Brands - Expert Staff

**Walkerton 519-507-4388**

 [www.hdtvandelectronics.net](http://www.hdtvandelectronics.net)  
[www.facebook.com/hdtvandelectronics](https://www.facebook.com/hdtvandelectronics)

We specialize in custom installation and prewiring of new and existing homes.

Our professional installer will complete your job in a timely and courteous manner, leaving a clean jobsite.

Bring us your blueprints or drawings and Randy will be glad to come and give you a quotation.

**PROFESSIONAL DEALERS FOR**

**SONY Panasonic**  
**SHARP LG**  
**Paradigm polkaudio**  
**TOSHIBA BOSE**  
**ONKYO TechCraft**  
**Pioneer SONY VAIO**  
**GoPro**  
Be a **HERO**

**COME AND VISIT OUR ELECTRONICS SUPERSTORE!**  
**110 JACKSON STREET SOUTH, WALKERTON**



**CONWAY**  
Today's home trends embraced under one roof.

5663 Line 86 just east of Listowel.  
**1.800.365.9127**  
HST INCLUDED • FREE DELIVERY

**CONWAY CUSTOM FLOORS**  
LAZBOY ComfortStudio





Store Hours:  
Monday & Saturday 8:30 to 5:00  
Tuesday & Wednesday 8:30 to 5:30  
Thursday and Friday 8:30 to 8:00  
We are closed on Sundays.

[www.conwayfurniture.com](http://www.conwayfurniture.com)



good taste

# harvest in a glass

## THREE GARDEN-INSPIRED BEVERAGES

STORY **SHELBY HILSON**

Hands down, harvest season is my absolute favourite time of year. Yes there's a crispness in the air; yes I love cosy sweaters; yes the turning leaves are beautiful, but none of those compare to the joy of eating scrumptious, local, freshly-picked produce!

The only thing that might compare is DRINKING scrumptious, local, freshly-picked produce! There's no need to reserve the bounty of our gardens and farmers' fields for forks and spoons – give a glass and straw the overdue honour with one of these harvest-inspired recipes.

### Apple Pie Smoothie



I don't want to live in a world where the mouth-watering smell of apple pie doesn't signify the start of harvest season. We grow

just about every kind of apple imaginable here in Canada, which turn up in bushels upon bushels at country markets and grocery stores. Why wait until Thanksgiving to enjoy this all-time favourite? Try it as a tasty and healthy beverage.

#### INGREDIENTS:

1 cup milk of your choice  
1 fresh apple, cored and chopped  
¼ cup flaxseed meal  
1 Tbsp maple syrup  
½ tsp pure vanilla extract  
½ tsp ground cinnamon  
¼ tsp nutmeg  
Sprinkle of salt  
Ice

#### DIRECTIONS:

- Place all ingredients in a high-speed blender, blend until smooth and enjoy.

### Pumpkin Chai Latté



Pumpkins are synonymous with harvest season and Thanksgiving. We use them as decorations and in many dessert recipes, but it wasn't

until recently that pumpkin became a popular drink ingredient. Here's a little twist on the much-loved pumpkin latté.

#### INGREDIENTS:

¼ cup pure pumpkin puree  
2 Tbsp maple syrup  
1½ tsp vanilla  
¾ tsp pumpkin pie spice (mix of cinnamon, nutmeg, ginger and allspice)  
2 cups milk of your choice  
2 bags chai tea

#### DIRECTIONS:

- In a saucepan, bring all the ingredients, except tea, to a boil over medium heat.
- Remove from heat, add the tea bags, and let steep for 3-5 minutes.
- Top with cinnamon or whipped cream for a real treat.

### Cranberry-Orange Punch



Cranberries don't come to mind when we think of harvest season, but they grow in abundance here in Canada. They are harvested in the

fall once they turn the deep, red colour we're familiar with.

This refreshing recipe uses fresh cranberries and much less sugar than traditional punches. It's a great go-to beverage for entertaining guests this season. Feel free to spike with a little vodka or gin.

#### INGREDIENTS:

1½ cups fresh cranberries  
2 cups water  
4 cups club soda  
Zest and juice of 1 large orange  
⅓ cup honey or maple syrup

#### DIRECTIONS:

- Place cranberries, water, orange juice and zest in food processor. Process until you have a slushy consistency.
- Transfer mixture to bowl and add club soda.
- Let sit in the refrigerator for an hour or two.
- Strain into a punch bowl and mix in sweetener. Add orange slices and frozen cranberries. **OH**



# Now open!

Visit us at our new location  
1211 MacKenzie Rd. in Port Elgin  
Open Monday – Friday, 9am – 5pm

Custom Locally Made Cabinets, Countertops,  
Backsplashes, Tiles, Hardwood, Blinds, Fabrics,  
Home Décor, Lighting ...and More!

The three companies have come together in  
one awesome showroom to offer you  
anything you need for your home!

Come in and put the scheme together for your entire  
new build, your reno or your seasonal update!



519.483.1188  
brucecountycustomcabinets.com



519.832.7040  
kaitlynshular.com



519.483.1199  
dennisonhomes.ca



people

Wood offers an opportunity to showcase the raw beauty of nature in furniture design. These skilled craftspeople harness the seemingly rough edges, natural symmetries, asymmetries, grains, textures and colours to craft rich character that cannot be mimicked by man-made materials.



**BEN PATEY, MICHELLE PATEY,  
BRANI WHITE & DARRIN PATEY**  
*Stone Ridge Woodcraft*

**What is a live edge?** A live edge is the natural edge of the wood from the tree. Usually this edge gets cut off so the boards are squared up. We intentionally leave this edge in key places to provide a natural, yet finished feel to our pieces.

**What is your artistic inspiration?** Our main inspiration is the raw, natural beauty of the wood and we also draw on George Nakashima's work. The wood itself truly is the art. A background in industrial design and architecture comes in handy, too.

**What is Stone Ridge Woodcraft all about?** Combining materials such as wood, glass, metal and stone, we build heirloom-quality furniture. Drawing on inspiration from nature, we build every piece to be a conversation piece in your home.

**JUDY STOEDTER**  
*Country Charm Mennonite Furniture*

**Why is the live edge popular?** It brings nature into the home and has a nice organic feel, allowing our surroundings and natural environment to come inside.

**Where can you use a live edge?** We can apply a live edge, with or without the bark, to almost any product, as long as the builder can do it. We've done live edges for desks, bookcases, dining tables, buffets, vanities, bedroom sets and kitchen countertops.

**What kind of décor does a live edge work with?** It can go with anything, any style, from modern to rustic. Even a budget-minded shopper can acquire a piece of wood furniture with a live edge. *Continued on page 52*



# IN THE RAW

PHOTOGRAPHY  
STEVE SMALL

**BUY DIRECT FROM THE SAWMILL!**



■ ALL DECKING MATERIALS  
■ BOARD & BATTEN ■ POST & BEAM  
■ WHITE PINE FLOORING ■ T&G SIDING

*High Quality: White Pine, Red Pine, Cedar, Hemlock  
1" Boards - 2" Dimension; 4" and 6" Squares*

**CALL FOR QUOTE**



**MOGGIE VALLEY TIMBER INC.**

RR#1 Holland Centre, ON

**519-794-0018**

[www.moggievalleytimber.com](http://www.moggievalleytimber.com)

Mon - Thurs - 7:30am to 5:30pm

Friday - 7:30am to 12:30pm



*McCann  
Water  
Systems*

*Over 30 years experience in the water industry.*

We Specialize In:

Well Pumps, Well Maintenance  
Water Softeners  
Chalet/Cottage-Water maintenance  
UV Disinfection Systems  
Reverse Osmosis Systems  
Well Flow Test  
Iron Filters

Call us for your complete water system installation or service.

**519.986.4743**

[www.mccannwatersystems.ca](http://www.mccannwatersystems.ca)

**MAC TAYLOR**  
CORPORATION

**ARE YOU BUILDING?  
CALL MAC!**

Let **MAC TAYLOR** prepare your site for your new build. We do it all – test holes, septic design and installation, permit completion, excavation, grading and much more.

We're here to help you **every step of the way.**

[www.mactaylor.com](http://www.mactaylor.com)

RR#3 Holland Centre, ON N0H 1R0

e. [info@mactaylor.com](mailto:info@mactaylor.com) t. 519.794.2380 f. 519.794.3701

*We care about  
your air.*



**AIR TECH  
MECHANICAL**

HEATING • AIR CONDITIONING • VENTILATION SYSTEMS

**519-934-3358**

117064 Grey Rd.3, Keady [www.air-tech.ca](http://www.air-tech.ca)



people

GINA BIEMAN, LANI LORENZ & SUSAN BEALES  
*Smitty's Fine Furniture*

**What are “foundry cart” or “factory cart” tables?** They are coffee tables made from refurbished or reproduction antique carts used to transport goods from one assembly to another in North America’s historic factories.

**The resurgence of vintage:** Many people prefer a more eclectic look in their home furnishings today. It’s no longer necessary to have a perfectly matched set as up-cycling and the use of warm woods and distressed and weathered finishes have become more popular.

**What kind of décor would a foundry cart table work best with?** These tables would look great in an industrial loft with a leather sofa, or in front of a large stone fireplace in a historical home. My favourite placement would be a storage-style cart in a casual family room with leather or fabric seating. It’s distressed so any new marks or bumps blend right in.



KATHY CAMERON  
*Kountry Kat Mennonite Furniture*

**What’s to love about islands and hutches?** They are the finishing touch to complete your kitchen with the added benefit of additional work surfaces and storage. You can also take them with you when you move.

**Why do you love wood?** There is a warmth and timelessness to wood; our pieces are made to last generations. Wood can be finished and refinished for endless variation to the overall look of the piece.

**Why buy a handmade piece of furniture?** Solid wood furniture can be completely customized for you. You design it and enjoy a piece that is uniquely yours and fits your space.



PHIL MARTENS  
*Topnotch*

**Why do you enjoy working with a live edge?** Live edge furniture is very unique, as no two pieces are alike. Each piece of wood is very carefully selected for its individual character and for where it will be placed on the piece of furniture.

**What is the process?** Each piece of wood we select is milled, and then kiln dried before being crafted into a one-of-a-kind item.

**How does the character of wood lend itself to furniture?** Because every plank of wood is unique, our live edge pieces are strong focal points that draw the eye. Wood also easily shows the skill of the hand crafter and his or her eye for design. **OH**





**NEW!** Environmentally safe dry ice blasting for removing old coatings from interior and exterior wood.

Log home maintenance | Deck refinishing  
Brick cleaning and sealing | Interior and exterior painting  
Hot water and steam cleaning for dirt and mildew.  
Removing efflorescence from brick and masonry.



104 Shane St., Unit 2B  
Springmount Industrial Park  
Owen Sound  
**Call for Free Estimates**  
**519-378-3590**  
[www.customsoda.ca](http://www.customsoda.ca)  
[ecostore@customsoda.ca](mailto:ecostore@customsoda.ca)

**LIFE MAY NOT BE PERFECT, BUT YOUR COMFORT CAN BE.**

The Ultimate Comfort System™ is a ground-breaking home heating and cooling system that makes perfection possible.



**RECEIVE UP TO A \$1,500 REBATE\***

plus no payments for 90 days\* with the purchase of a qualifying Lennox® system

**AND**

**RECEIVE UP TO \$650 IN OPA REBATES.\***

OFFER EXPIRES 11/27/2015.  
\*Rebate offer is valid only with the purchase of qualifying Lennox products. System rebate offers range from \$200 – \$1,800. See your participating Lennox dealer for details. Lennox dealers include independently owned and operated businesses. Visit <https://saveenergy.ca/Consumer/Programs/HVAC-Rebates.aspx> for more information on the application process and list of qualifying heating and cooling equipment.  
© 2015 Lennox Industries, Inc.

**J.J. McLellan & Son**  
Plumbing and Heating  
695 Queen St. W.  
Mount Forest, ON N0G 2L0  
**519-323-2000**  
[www.jjmclellan.ca](http://www.jjmclellan.ca)  
The Home Comfort People.  
Proud Lennox  
**PREMIER DEALER**  
LENNOX



**JENN-AIR®**

**SERVING THE AREA FOR OVER 60 YEARS**



**SQUARE DEAL NEIL'S**  
TV AND APPLIANCES

**SALES & SERVICE • NEW & USED**  
Hwy 21, Southampton 519-797-3905  
[sinclairtv@bmts.com](mailto:sinclairtv@bmts.com) [www.squaredealneils.ca](http://www.squaredealneils.ca)  
*Large enough to serve you, small enough to care!*





## INSPIRATION ABOUNDS AT J'ADORN

Welcome to J'Adorn, where we search the world to bring the best in affordable elegance to your doorstep in downtown Kincardine and Hanover. With amazing design ideas and a stunning array of gifts, J'Adorn is mainly known for our statement furniture and unique décor items. And while you can get them ready-made, we also specialize in teaching our customers how to achieve any look they like themselves, using Chalk Paint™ decorative paint by Annie Sloan and also our line of Artisan Enhancement products.

Whether the look you love is elegant and traditional, shabby-chic, rusty, crusty and chipped or sleek and modern – it's all only a few brushstrokes away, with our help and expertise. Each location features a great workshop space, where people have a blast learning to do it themselves. J'Adorn's entire staff is fully trained in the products they use and the Annie Sloan method, learning from the best instructors in North Carolina and New Orleans, as well as via webinars from Annie herself in Oxford, England.

J'Adorn makes it easy for people to get the look they love – and have fun doing it!

**770 Queen Street, Kincardine**  
**519.396.GIFT (4438), and**  
**322 10th Street, Hanover**  
**226.434.GIFT (4438)**

jadorn.ca  
facebook.com/JAdornGifts

(Please see ad on pg 61)



## HDTV AND ELECTRONICS

In an ever-evolving electronics retail business, HDTV and Electronics maintains its competitive edge by adhering to its four core competencies.

**Innovation:** Keeping ahead of the game requires forward thinking. To that end, we attend numerous annual industry trade shows and training seminars to keep abreast of all the latest technology and retail trends. That effort translates into our product mix and display design, helping our customers choose from a complex maze of products, and positively enhancing their overall shopping experience.

**Integrity:** We embrace the concept that our customers are our retail partners. Honesty and openness in our dealings with them pay off for us with that all important "word of mouth" advertising.

**Improvement:** Our goal is to improve our customers' overall living experience through innovative products and sensible pricing. We constantly strive to improve our product mix and pursue excellence in customer care.

**Involvement:** As a family-run business, we assume active "hands-on" management for all facets of the company's operation and we believe in our commitment and responsibility to giving back to the communities. To that end, we continue to sponsor many community events and charitable fund-raising activities.

Visit our electronics superstore in Walkerton or online at [hdtvandelectronics.net](http://hdtvandelectronics.net)

(Please see ad on pg 47)



## CONWAY FURNITURE

Do you miss the "unique" in today's "big box" furniture shopping experience? Conway Furniture remains independent and we shop for you to fill our 30,000 sq ft showroom. Our type of personalized service may be old fashioned but the products we carry aren't. Today's looks from the best of brands like La-Z-Boy, Natuzzi, Palliser, Beauty-rest, Tempur-pedic and many more.

Visit our website to see a partial selection of products that we stock in our store; priced including HST and delivery in Southwestern Ontario. Better still, visit us at the store and choose from our large inventory, or customize your furniture from thousands of fabrics and custom leathers.

In our custom flooring department we can access an extensive selection of ceramic, hardwood, and engineered products, including laminates and cork, and of course carpeting. Our installation technicians specialize in these different types of products and through it all you have Conway Furniture to stand behind your project.

At Conway we like to keep things simple with HST and delivery included in our prices. No hidden fees or surcharges. We are constantly updating our website to be of interest to our customers but there is still no substitute for a visit to our showroom.

**5663 Line 86 East, Listowel**  
**519.291.3820**  
[conwayfurniture.com](http://conwayfurniture.com)

(Please see ad on pg 47)



## RBC DOMINION SECURITIES

Wealth Management. For over 20 years, that's what I've helped my clients do. Busy self-employed professionals who can't find the time to even think about incorporating their practice. Soon to be retired grandparents who know they need an income to enjoy themselves but want to help their kids and grandkids too. The woman who suddenly, unexpectedly, finds herself making all the financial decisions on her own.

Whatever your situation, I take the time to review and provide advice to ensure all areas of your Wealth are not only Accumulating but are being Protected from unpleasant surprises:

- 1) Net Worth (Annual review of Assets and Liabilities and how the bottom line is doing)
- 2) Risk Management (how to protect you and your family against early death, illness or disability)
- 3) Estate Planning (ensure your assets are transferred to whom you wish in a tax efficient manner)

- 4) Your Investment and Retirement Plans (investment advice to retire with a comfortable income).

It's up to you to take the first step. Contact me and I'll work with you and your other professional advisors to do all those things you know you should be doing but have never found the time.

**Michele Mannerow**  
Investment Advisor  
[Michele.mannerow@rbc.com](mailto:Michele.mannerow@rbc.com)  
**519.376.2018** [mannerow.ca](http://mannerow.ca)

(Please see ad on pg 35)

# Come home to comfort...



turn to the experts™



Geothermal Comfort Systems



Quality Fireplaces  
Heating & Cooling



**Have our South-Port Team turn this season into savings  
for a more comfortable future!!**



# SOUTH-PORT

## MECHANICAL GEOTHERMAL

**Furnaces | Fireplaces | Air Conditioning | Electrical | Plumbing**

Visit Our Showroom at 4475 Hwy 21 Port Elgin  
**519.389.2665 (COOL) | 519.389.4328 (HEAT)**



# THE BOLD AND THE BEAUTIFUL

STORY **YANIC SIMARD**



PHOTO: BRANDON BARRE

Searching for a little more drama in your décor? The powder room is the ultimate place to play with bold looks you would never dare apply in the rest of your home – you can enjoy it a little bit every day, without feeling overwhelmed by overexposure. Here are eight of my favourite ideas for getting a big look in this small space, and satisfy your craving for design excitement.

## Playful Pendants

In a primary washroom, balanced lighting is especially important. In a powder room, however, consider choosing a pendant light that casts beautiful shadows across the room. One small hanging fixture will feel like a grand chandelier here, and the ambience it creates will be a magical moment for guests.



grahambrown.com:  
Honolulu Palm Green  
by Julien MacDonald

Cole & Son:  
Feather Fan 89/4014

## Powerful Patterns

Wallpaper is back in a big way, and the powder room is a great space to switch-up from paint. In a typical small bath, a large amount of wall surface is taken up by the door, the mirror, a window and the white fixtures, all of which break up even the boldest print – so you're free to run with your wildest passions. Try nature-inspired materials here, such as quartzite and exotic patterns like floral or tropical birds to give the bathroom a sense of warmth and luxury.



WAC Lighting:  
Rocket Pendant

Omexco: Mica  
Wallcovering  
MCA3311

PHOTO: BRANDON BARRE

online

Get more design ideas at [ourhomes.ca/mag/design](http://ourhomes.ca/mag/design)

## Magnificent Marble

Marble counters may seem too high maintenance (or too budget-busting) for a larger space such as the kitchen, but in a powder room, it only takes a small slab to create a vanity top, which will likely see gentle use. Indulge your taste for marble here, and you can enjoy it every day without the worry.

**TIP:** Ask a stone supplier what they have available in off-cuts, and you may be able to find a suitable (and beautiful) mini-slab for a bargain price.




PHOTO: GILLIAN JACKSON

## Deliciously Dark

Love the sophistication of a deep, dark colour, but worry about feeling like you live in a cave? A powder room is the perfect place to take a walk on the dark side without getting tired of it – plus, it's a small space to repaint later when tastes change, so there's no need to worry about playing it safe.

Benjamin Moore  
2121-10 Gray

## Solid Stone

Floor-to-ceiling stone is the ultimate luxe look for a bathroom, and in a powder room this can be achieved on a reasonable budget, as the walls are typically smaller. Splurge on a favourite tile, and break up the effect with a large inset mirror panel.

## Disappearing Mirror

Have a beautiful wall treatment to show off? Skip the mirror over the vanity, for a rule-busting look that will surprise guests. You can always add a mirror to the back of the door if you don't quite feel bold enough to go without one completely.

## Colour Overhead

Powder rooms tend to be tall compared to their narrow width, so a painted ceiling helps visually lower the room to create both drama and balance. Try Benjamin Moore's 2062-60 Blue Hydrangea and feel like you have a brand new skylight overhead. Blue hues especially will make white surfaces look even whiter for a fresh, clean atmosphere.


Benjamin Moore:  
2062-60  
Blue Hydrangea

## Look Out Below

Drama doesn't have to come from the walls or even the ceiling! Unadorned walls in a demure paint treatment (like Benjamin Moore's OC-23 Classic Gray – one of my signatures) paired with an eye-catching floor creates an unexpected, European flair that puts all the emphasis underfoot. **OH**

Benjamin Moore:  
OC-23 Classic Gray

## Add drama underfoot



Fireclay Tile:  
Diamond Lattice,  
Dark Motif



Fireclay Tile:  
Ogee Drop in  
Azurine and  
Cerulean



PHOTO: GILLIAN JACKSON

Cercan Tiles:  
Lattice Onyx  
Yellow and Snow  
White Polished



OUR HOMES attracts the area's finest businesses to advertise in our pages, and utilize our unparalleled distribution and coffee-table appeal to market their products and services. We're making it easier for you, our readers, to become educated as you plan your home- and real estate-related purchasing decisions. View these business ads online at [ourhomes.ca/greybruce](http://ourhomes.ca/greybruce). The listings below are organized alphabetically by industry.

## APPLIANCES

Macdonalds Brandsource  
Furniture & Appliances, 17  
Square Deal Neil's TV & Appliances, 53

## AUDIO VIDEO/HOME AUTOMATION

HDTV and Electronics, 47, 54

## BUILDERS

Candue Homes, 27  
Country Side Builders, 59  
Dave Spitzig Construction, 45  
Dennison Homes, 49  
Quality Homes, 6  
The Great Lakes Frame Company, 11

## BUILDING/LANDSCAPE SUPPLIES

Centre Grey Building Supplies, 35  
Flesherton/Markdale Home Hardware, 35  
Moggie Valley Timber Inc., 51

## CABINETS & MILLWORK/ FINE WOODWORKING

Bruce County Custom Cabinets, 49  
Exquisite Wood Design, 15  
Stone Ridge Woodcraft, 14  
The Woodworm, 59  
Topnotch Furniture, 64

## CONCRETE/MASONRY/STONEWORK

Great Lakes Concrete, 32

## COUNTERTOPS/GRANITE & STONE

Di Pietra Design, 15  
The Old Barn, 13

## DOCKS

Hutten & Co. Landscaping, 14

## EXCAVATING/SITE PREP/SEPTIC

Mac Taylor Corporation, 51

## FINANCIAL/INSURANCE/MORTGAGES

RBC Wealth Management –  
Michele Mannerow, 35, 54

## FIREPLACES & STOVES/ HEATING & COOLING

Actons Plumbing & Heating, 59  
Air Tech Mechanical, 51  
J.J. McLellan & Son, 53  
Ken Philp Plumbing & Heating, 32  
Sandy Hamilton Plumbing & Heating Inc., 59

South-Port Mechanical Geothermal, 55  
The Fyre Place & Patio Shop, 19, 21

## FLOORING, STAIRS & TRIM

Conway Furniture, 47, 54  
Cuneo Interiors Ltd., 27  
Moggie Valley Timber Inc., 51

## FOOD/DRINK/CATERING

The Market Shoppe, 35  
Top of the Rock, 35

## GEOTHERMAL

Ken Philp Plumbing & Heating, 32  
Sandy Hamilton Plumbing & Heating Inc., 59  
South-Port Mechanical Geothermal, 55

## FURNITURE/HOME DÉCOR/GIFTS/ COLLECTIBLES

Barebitch, 19  
Conway Furniture, 47, 54  
Fulford Hardware, 21  
House Rules Design Shop, 17  
Inside Ideas, 19  
J'Adorn, 54, 61  
Kountry Kat Mennonite Furniture, 59  
Macdonalds Brandsource  
Furniture & Appliances, 17  
Pellow Pharmasave, 45  
Smitty's Fine Furniture, 63  
The Fyre Place & Patio Shop, 19, 21  
The Plumber's Wife, 29  
The Rusty Star, 19  
Topnotch Furniture, 64

## HOME IMPROVEMENT/RENOVATIONS

Dave Spitzig Construction, 45  
Fulford Hardware, 21  
Quality Homes, 6

## HOT TUBS/POOLS/SAUNAS

The Water and Wellness Centre, 2

## INTERIOR DESIGN

House Rules Design Shop, 17  
K-Interiors, 49  
Susan E. Davey Interior Design, 45

## KITCHEN AND BATH

Bruce County Custom Cabinets, 49  
Durnin's Cabinets, 8  
Exquisite Wood Design, 15  
Fulford Hardware, 21

House Rules Design Shop, 17  
The Plumber's Wife, 29

## LANDSCAPING/LAWN & GARDEN

Ground Effects Landscapes, 29  
Hutten & Co. Landscaping, 3  
Neerhof Landscapes, 5  
Rocksolid Landscapes, 33

## MOVING & STORAGE

Bruce County Moving & Storage, 45  
John Thompson Movers, 59

## NEW HOME COMMUNITIES

Grandview Homes, 9

## PAINTING & DECORATING

Cuneo Interiors Ltd., 27

## PAINTING, PRIMING, BLASTING & STAINING

Custom Soda Prep & Paint, 53  
The Paint & Woodcare Co., 21

## PLUMBING

Actons Plumbing & Heating, 59  
Ken Philp Plumbing & Heating, 32  
McCann Water Systems, 51  
Sandy Hamilton Plumbing & Heating Inc., 59

## REAL ESTATE

Chestnut Park Real Estate, 37  
Clairwood Real Estate, 7  
Re/Max Grey Bruce Realty, 39

## RESTORATION SPECIALISTS

Wise Cracks, 59

## ROOFING

Karn's Roofing, 59  
Shelburne Roofing, 38

## STONE PRODUCTS

Ledgerock, 4

## WATER TREATMENT

McCann Water Systems, 51

## WINDOW FASHIONS

Budget Blinds of Owen Sound, 21  
Cuneo Interiors Ltd., 27  
Inside Ideas, 19  
Pellow Pharmasave, 45

**Est. 1952**

## karn's ROOFING LIMITED

Flat Roofing – Shingling – Repairs – Maintenance

74 - 14th Avenue, Hanover ON N4N 3V9

**FOR ALL YOUR ROOFING NEEDS CALL**  
**Tel: 519-364-3327 [www.karnsroofing.ca](http://www.karnsroofing.ca)**

## LEAKY BASEMENT?

# WISE CRACKS

...since 1991

**Permanent Solutions for Foundation Leaks ...Guaranteed!**

- Crack Injection Specialists
- Exterior Membranes
- Interior Drain System
- Sump Pump Sales
- Lifetime Warranty Fully Transferable

**519 372 2795 | 705 444 0409**  
**[cochrane.m@rogers.com](mailto:cochrane.m@rogers.com)**  
**[www.wisecracks.com](http://www.wisecracks.com)**

**A WISE CRACK IS A DRY ONE®...WE GUARANTEE IT!**

# Actons

## Plumbing & Heating

Since 1974

Renovations • New Homes • Radiant Floor Heat  
Electric Drain & Sewer Cleaning • Pumps and Pressure Systems

114 Drive-In Cres., Owen Sound  
**519-376-6249**

**Sandy HAMILTON PLUMBING & HEATING INC.**

## JUST GOT THE UTILITY BILL

Many smart homeowners no longer dread receiving their monthly bills. That's because they made the switch to WaterFurnace geothermal heating and cooling technology. So relax, and take control over those utility bills.

**NORTHERN HEATING & VENTILATION**  
PLUMBING, HEATING, A/C, GEOTHERMAL & WATER TREATMENT

Collingwood • Markdale  
Owen Sound • Durham  
705-444-2736 • 519-986-3307  
800-661-5796 • 519-369-1011  
[northern@sandyhamilton.ca](mailto:northern@sandyhamilton.ca)

## KOUNTRY KAT

**MENNONITE MADE SOLID WOOD FURNITURE**

All made within 50 miles of our location.

157 Garafraxa St. S. Durham  
226.432.3005  
**[kountrykat.com](http://kountrykat.com)**

*Delivering Innovative Solutions in Wood*

Mantels | Cabinets | Wall Units  
Audio Visual Systems | Storage Units  
Home Office Workstations | Murphy Beds  
Kitchen Renos | Stone/Tile Backsplashes

## THE WOODWORM

317542 Hwy 6 & 10, Owen Sound  
519-376-6323 | 416-525-7814  
**[www.thewoodworm.com](http://www.thewoodworm.com)**

## JOHN THOMPSON MOVERS

Moving Your World  
A Higher Standard of Care  
United Moving

**The Area's Premier Moving Company For Over 45 Years**

- Local • National
- Worldwide Moving
- Competitive Pricing
- Professional Service
- Temperature Controlled Storage
- Public Self Storage

**519.376.7613 • 1.800.567.5354**  
**[johnthompsonmovers@jtmovers.com](mailto:johnthompsonmovers@jtmovers.com)**

## CountrySide BUILDERS

**SPECIALIZING IN COMPLETE ADDITIONS**

new home construction | renovations & additions | custom wood working  
Serving Grey County [countrysidebuilders.ca](http://countrysidebuilders.ca) 519.794.2174

Chris Brown



# MASTER THE LITTER-LESS LUNCH

## 5 Fun & Friendly Packaging Options

STORY **SHELBY HILSON**

It's back to school and back to work, which means it's also back to the dreaded chore of packing lunches. Aside from adhering to food restrictions, choosing food your kids will actually eat and finding the time to prepare each night (or early morning), lunches have been made even more challenging with many schools' "no-waste" policies.

Though a challenge, it's a healthy initiative for all involved, especially this beautiful planet we live on. According to wastefreelunches.org, an average school-age child using a disposable lunch generates 67 pounds of waste per school year. That equates to 18,760 pounds of lunch waste for just one average-size elementary school. We have an opportunity to not only make our packed lunches more eco-friendly, but also more fun.

Here are some fantastic North American products to incorporate into your lunch-packing routine:

**1** Invest in a few reusable Colibri snack and sandwich bags. These colourful, printed bags feature a water resistant nylon liner, are BPA-free and FDA approved as food safe. Zippers are lead and nickel free too. Simply wipe the bags out or throw them in the wash. Get the kids involved and try their new "colour your own" line.

**2** Along the same lines, in place of plastic wrap, try Abeego all natural beeswax food wrap. Combined with hemp, organic cotton, jojoba oil and tree resin, the beeswax wraps keep food fresh longer and can be used with everything from sandwiches and veggies to meat and cheese.

**3** Finally make good use of those old mason jars with a Cuppow lid. BPA and phthalate free, their BNTO Lunchbox Adapters are a genius and affordable way to pack veggies and dip, salad and sauce, fruit and yogurt, or a number of other combinations in a single mason jar.

**4** There are tons of great, eco-friendly lunch boxes available, but research shows that kids often eat more of their lunch when they have visible options. Plus, it's way easier to wash one container than several different dishes and lids. Check out PlanetBox, a stainless-steel option with several compartments and a customizable lid. The Goodbyn Hero is another great design with three main compartments and two separate "dippers." They are dishwasher safe, BPA and phthalate-free, and 100 per cent recyclable.

**5** Lastly, for yummy soups, stews, pastas or hot drinks, U•Konserve offers great stainless steel, leak-proof, insulated food jars, which keep food hot or cold for hours. They're BPA, PVC, phthalate, and lead-free, and come in 12 or 16 oz sizes. **OH**



Abeego



PlanetBox



Colibri

Goodbyn



Cuppow



U•Konserve

When shopping for green lunch products, look for the following:

*Free of toxins*, such as PVC, lead, BPA and Phthalates. These are not things you want your or your child's food coming into contact with.


*Washable and/or dishwasher safe*. The easier it is to wash, the more likely you'll be to use it.

*High quality*. If you're going to invest in reusable lunchware, then make sure it's not something you'll be tossing a month from now. Natural materials like glass, stainless steel and bamboo are usually good bets.

## Breathtaking Beauty, European Elegance



*your home • your self • your life*



Carpets | Exclusive Giftware | Sculptures | Jewellery  
Chandeliers | Fine Furnishings | Artwork | Mirrors  
Millinery | Paperie | Whimsy | Parfumerie

*Fabulous selections, great hours, wonderful service.  
Stop in and see the store that everyone's talking about.*


We carry the entire line of Chalk Paint™ decorative paints by Annie Sloan.  
Please visit [www.anniesloan.com](http://www.anniesloan.com) to find a retailer near you.



770 Queen St., Kincardine (519) 396-GIFT | 322 10th St., Hanover (226) 434-GIFT

[www.jadorn.ca](http://www.jadorn.ca)





# rustic PALLET PUMPKINS

STORY **MATT BOWES** | PHOTOGRAPHY **TARA CHATTELL**

Using reclaimed pallet wood is the latest trend for easy DIY home projects. Grab your jigsaw, drill and paint to make these adorable pallet pumpkins for your outdoor fall décor.

## MATERIALS:

Plywood  
Pallets  
Tree Branch (dead wood preferred)  
Brad Nails or Screws  
Paint  
5/16-inch Dowel

## TOOLS:

Pry Bar  
Jigsaw  
Brad Nailer  
Drill  
5/16-inch Drill Bit  
Pencil  
Paintbrush  
Sandpaper (Coarse)

## HOW-TO:

- Pry apart pallets and remove nails.
- Draw a pumpkin shape, any size you like, on a piece of plywood and cut it out with your jigsaw. This will be your template.
- Cut two small pieces of pallet wood for support backing and place them on the back of your plywood template. They should be slightly shorter than the height of your template. (see image 1)
- Lay uncut slats of pallet wood over the backing and template, about ¼ inch or so apart, covering the entire template. Nail or screw the slats to the backing (you're not attaching the slats to the template). (See images 2 and 3)
- Remove template from under backing and slats, and place on top. Trace a pencil line around template. (see image 4)
- With your jigsaw, cut slats around pencil line. Now you have your pumpkin. (see image 5)
- Cut two identical triangles from some pallet wood and nail or screw them to each of the backing pieces. These will support your pumpkin so it can stand upright. (see image 6)
- Cut a piece of tree branch for the pumpkin's stem.
- Drill a 5/16-inch hole, 1 inch deep, in the end of the branch as well as the top centre of your pumpkin. (see image 7)
- Cut a 2-inch piece of dowel and use it to join the stem to the top of your pumpkin. (see images 7 and 8)
- Now you can give your pumpkin a coat of paint. We've used Annie Sloan Chalk Paint in Barcelona Orange.
- Once the paint is dry, give it a quick sand to distress the edges and bring out the rough texture of the wood.
- Repeat these steps to make pumpkins of different shapes and sizes.

Now your pumpkins are ready for display on your porch, in your yard or even inside your home! **OH**

Let our interior decorators make  
your dreams come true



Durham Furniture

Canada's Finest  
Solid Wood Construction

**Smitty's**  
FineFurniture.com



For the LOVE of  
**CANADIAN**  
FURNITURE

**HANOVER SHOWROOM** 170-3<sup>rd</sup> Street 519-364-3800

**KITCHENER SHOWROOM** 170 Gateway Park Drive 519-658-9313





 *Topnotch*  
furniture

manufacturers of fine furniture

#89446 Huron Road 30, Fordwich Line  
1 km north of Hwy 87  
Gorrie, ON

519.335.3213

[www.topnotchfurniture.com](http://www.topnotchfurniture.com)

*15 Years of professional design and manufacturing*

