

WINTER 2014/15

STYLE ■ COMFORT ■ IDEAS ■ REAL ESTATE

our¹homes

H A M I L T O N A N D A R E A

BOLD DESIGN
DECISIONS
IN *Greenville*

UNIQUE
HAMILTON
BUILD

URBAN
COTTAGE
Style



HOME IMPROVERS
BACKYARD BIRDING



As seen in the 2014 Junior League of
Hamilton-Burlington Holiday House Tour

PHOTO: KELLY HORKOFF - K WEST IMAGES



Since 1999 CR Technical has been designing and creating custom living spaces for our clients, including kitchens, luxurious baths and en suites, and specialty cabinets for recreation areas, offices and laundry spaces.

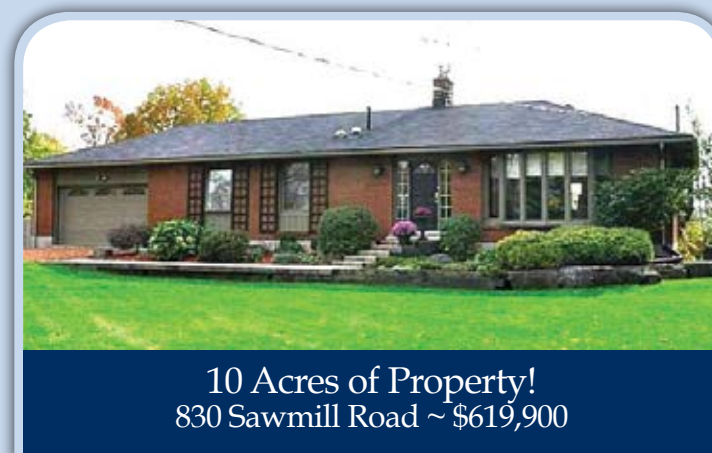
Our skilled craftspeople use beautiful, solid hardwood for durability and beauty; designed to last generations and created to suit your specific needs.



*Jennifer Daniel
wishes you a
Happy Holiday...*



Jennifer Daniel
Sales Representative
905-522-3300
www.jenniferdaniel.ca
daniel@judymarsales.com



Ontario Stone Design



For Kitchens of Impeccable Quality
We are excited to announce **The Butler's Kitchen**
– a new division of Ontario Stone Design

The Butler's Kitchen
QUALITY CABINETRY

Winter Special

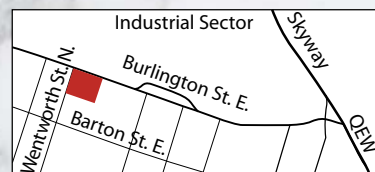
Free granite countertops* with minimum purchase of 10'x10' kitchen

*Available only on selected granite choices EXPIRES FEBRUARY 28/2015

520 Burlington St. E. Hamilton ON

905-296-8799 • ontariostonedesignltd@gmail.com

www.ontariostonedesign.ca



From **traditional to contemporary**, imagine the endless possibilities in **decorating** your home. Come in and experience our **newest collections** now in our **showroom** and **specially priced**.



The FURNITURE GALLERY

175 Dieppe Rd., (beside Q.E.W.) St. Catharines, 1-800-680-5553
Mon. to Fri. 9:30-5:30, Sat. 10:00-5:00 www.furnituregallery.com

1975 Celebrating 39 Years 2014



SOME OF THE PLACES YOU CAN FIND US.

You can pick up your free copy of OUR HOMES at the following locations:

The Art Gallery Annex on James 118 James St North, Hamilton

Barton Discount Centre 2440 Barton Street East, Hamilton

BUY The Yard, Interiors 65 Wilson St West, Ancaster

ComfortZonz 134 King St West, Dundas

Decorrestore 220 Nebo Rd, Unit 1, Hamilton

Dolce Kimera 71 King St W, Dundas

Elm Ridge Lighting 389 Barton St, Stoney Creek

Fascination Flowers 1104 Fennell St East, Hamilton

Granite Plus 200 Nebo Rd, Hamilton

Home Clearance Outlet 125 Queenston Rd, Hamilton

Judy Marsales Realty Offices 986 King St, West, Hamilton

263 Locke St St, Hamilton • 253 Wilson St E, Ancaster

Lulu & Lavigne 228 Locke St S, Hamilton

Ontario Stone Design 520 Burlington St, Hamilton

Ottawa St Shops & BIA Office 242 Ottawa St N, Hamilton

Antiques Unlocked 271 Ottawa St N, Hamilton

The Painted Bench 208 Ottawa St N, Hamilton

The Millionaire's Daughter 272 Ottawa St N, Hamilton

Kerry's Party for Less 188 Ottawa St N, Hamilton

JMS Treasure Chest 293 Ottawa St N, Hamilton

Urban Cottage 2 McBay Rd, Brantford

Stoney Creek Furniture 395 Lewis Rd, Stoney Creek

Sobeys Stores Throughout the area

OUR HOMES is also sent via direct delivery to homes in the area; it is also distributed free of charge to business leaders throughout the region.

Complete and comprehensive coverage throughout Hamilton & Area: ANCASTER, DUNDAS, STONEY CREEK, FLAMBOROUGH, MOUNT HOPE, BINBROOK and all points in between.

ourhomes
HAMILTON AND AREA

Many of our advertisers also have OUR HOMES on display in their establishments for you to pick up and enjoy! Look for them while visiting all the great places throughout the area!

ourhomes
HAMILTON AND AREA

REGIONAL PUBLISHER/FRANCHISE OWNER **Stardust & Doolittle Media Inc.**

Laurie Lotimer, 905.516.8933
laurie@ourhomesmagazine.com

REGIONAL MANAGING EDITOR Melissa North
mnorth@ourhomesmagazine.com

REGIONAL PRODUCTION MANAGER Lynn Derrick
lynn@ourhomesmagazine.com

MARKETING & ADVERTISING Laurie Lotimer, 905.516.8933

OUR HOMES™ is a registered trademark of OUR HOMES MEDIA GROUP INC.
OUR HOMES™ Hamilton and Area is published four times a year by Stardust & Doolittle Media Inc. under the license of OUR HOMES MEDIA GROUP INC.

OUR HOMES™ is distributed to residents of Ancaster, Dundas, Hamilton and Stoney Creek via direct delivery. Copies of OUR HOMES™ are available for free pick up at high traffic locations throughout the region. OUR HOMES™ is distributed to select business leaders via direct delivery.

Please send all letters and/or feedback to OUR HOMES™ Magazine, 197 Bay St. S., Suite One, Hamilton, ON L8P 3H9. Or email us at editor@ourhomesmagazine.com. All letters received are subject to editing for grammar and length. If undelivered, return to above address.

OUR HOMES MEDIA GROUP INC:

EDITORIAL

EDITOR-IN-CHIEF Georgette McCulloch
editor@ourhomesmagazine.com

ASSOCIATE & WEB EDITOR Julie Simmonds

MANAGING EDITORS Nancy Belgie,
Adrienne Brown, Pauline Clark,
Walter Franczyk, Mary Hatt, Sarah Hoy,
Gina Makkar, Georgette McCulloch,
Annette McLeod, Melissa North,
Jay Robinson, Jennifer Schleich,
Jude Wayland, Melody Wren

ART

ACTING ART DIRECTOR Georgie Donais
gdonais@ourhomesmagazine.com

ART DIRECTOR Tara Chattell (on leave)

ASSOCIATE ART DIRECTORS
Sheila Britton, Robynne Sanguiliano

PRODUCTION

PRODUCTION DIRECTOR Lynn Derrick
lynn@ourhomesmagazine.com

PRODUCTION MANAGERS
Julia Dempsey, Kelly Donaldson,
Marilyn Reid, Abby Reynolds,
Tracy Shuttleworth, Andrea Wray

OPERATIONS

PRESIDENT & CEO David Loopstra
david@ourhomesmagazine.com

VP OF FRANCHISING & FRANCHISE OPERATIONS
Suzanne Strong

suzanne@ourhomesmagazine.com

ACCOUNTING Donna Duggan

ADMINISTRATIVE ASSISTANT Lisa Merrell

CONTRIBUTORS

Melissa Campeau, Tara Chattell, Pat Crocker, Kelly Horkoff,
Melissa North, Melanie Rekola

Advertisements and the content, including photos, of advertisements published within OUR HOMES magazine are supplied solely by the advertiser and neither the publisher nor OUR HOMES Media Group Inc. accept responsibility for opinions expressed in advertisements or for copyright issues with regards to photos, advertising copy and advertisements, nor shall they be held liable thereby. By act of reading this publication, all advertisers and readers agree to indemnify and hold harmless both OUR HOMES Media Group Inc., and the publisher thereby. Copyright ©2014 OUR HOMES Media Group Inc. All rights reserved. Reproduction without permission is prohibited.

OUR HOMES CAN BE FOUND IN THE FOLLOWING MARKETS:

Barrie • Durham Region • Grey Bruce • Hamilton • London • Mississauga
• Muskoka • Oakville/Burlington/Milton • Ottawa • Peterborough
• Sault Ste. Marie & Algoma • Southern Georgian Bay • Vaughan
• Region of Waterloo • Wellington County/Orangeville/Caledon • Windsor

For franchise inquiries please visit ourhomes.ca
Or e-mail Suzanne Strong at franchise@ourhomesmagazine.com



PROUD
SUPPORTER
Nature Conservancy of Canada™



LULU & LAVIGNE

HOME STUDIO

Holiday Inspiration is Here!

Over 100 unique tree decorations. View our holiday ornament look book at luluandlavigne.com



228 Locke St S Hamilton 905.522.2627
luluandlavigne.com Like us on Facebook

Three Little Birds
Residential Cleaning

905-538-5046

70 Hempstead Drive,
Unit A, Hamilton
www.3littlebirds.ca

A
Values-Based
Company


Detailed Clean • Exceptional Service

AK

ALLURE KITCHENS INC.

Custom Kitchens and Design

*Bringing Your
Dream Kitchen to Reality*



We Also

SPECIALIZE IN CUSTOM BUILT-IN CABINETS
AND BATHROOM VANITIES

T: 905.467.0911
E: info@allurekitchens.ca
W: AllureKitchens.ca
324 Dundas St. E
Waterdown, ON. L0R 2H0

BUILDING BETTER KITCHENS SINCE 2004



I HAVE A PROBLEM. I love other people's houses. Each home we go into I find something new to covet – the structure, the layout, the décor, the personality embodied within. It makes me want to revamp my own home every time.

This year I've had the good fortune to travel abroad. In September I spent time in Italy, staying in city and beachside apartments and country-side farm houses. I came back ready to tile all my floors. I couldn't decide, though, between going completely rustic (which would of course simultaneously require me going barefoot and stomping grapes for my own wine), or going all white and modern (sorry children, you need to move out now).

I was saved from myself by another trip. As I write this, my mother and I are holidaying in Ireland. Now I want silk wallpaper, stained glass and ornamental gardens. Okay, I might have visited a castle or two.

Unexpectedly, I've found similarities between the two countries. Not just that their residents live with rich history, are house proud, have great big extended families, or that they make fine alcoholic beverages. They are social. Be it in the open-ai red piazzas, or the cosy and welcoming pubs, or their homes, these warm-hearted people value spaces in which they can get together and laugh and eat and talk.

These are the very same qualities this issue's homeowners have embraced. Janet and Bill (page 34) set up their spacious lower level specifically to entertain their own and their daughters' friends and family. Their dazzling bar, alone, seats eight! When Frank and Patricia built (page 20), they knew their kitchen would take centre stage for entertaining. So they even installed a mirror over the sink to keep conversation flowing over soapy hands. Did I fall in love with these houses a little, too? You bet.

So currently, I can't quite manage the extended bar or an oversize kitchen island. Or, in southwestern Ontario, a thatched roof or al fresco dining. That doesn't mean we can't all make our homes places for people to gather and enjoy good company, no matter how cold the Canadian winter gets outside. I think I might just start with one of those gorgeous red doors I've been seeing here...

Wishing you all the joys of the season,

Melissa

Melissa North, Managing Editor
mnorth@ourhomesmagazine.com

 Follow us @OurHomesMag

LISTED PLUS

YOUR HOME AWAITS...

WATCH
SUNDAY MORNINGS
AT 9:30 AM



LISTEDPLUS.CA



CRYSTAL WEALTH

Simplicity and Continuous Growth



The future of investing is here.
It's your call.

For investment inquiries, contact Vincent Valeri, BA, MBM
Financial Advisor • vincentv@crystalwealth.com • www.crystalwealth.com

contents

winter

14



ON THE COVER

High Contrast Decorating, Story, Page 34. Photography By Kelly Horkoff.



28



departments

- 8 EDITOR'S NOTE
- 12 PUBLISHER'S NOTE
- 14 STYLE PICKS
Elemental Gift Giving
- 28 COMFORT ZONE
Urban Cottage
- 46 PEOPLE
The Home Improvers
- 48 HOME RESOURCE DIRECTORY
- 50 FINISHING TOUCH
Decked Out Lightbulbs

features

- 20 HOME & BUILDER
Showcase Appeal
- 32 COOKING AT HOME
Chutney to Relish
- 34 FEATURE HOME
A Black And White World
- 40 GARDENING
It's For The Birds



34



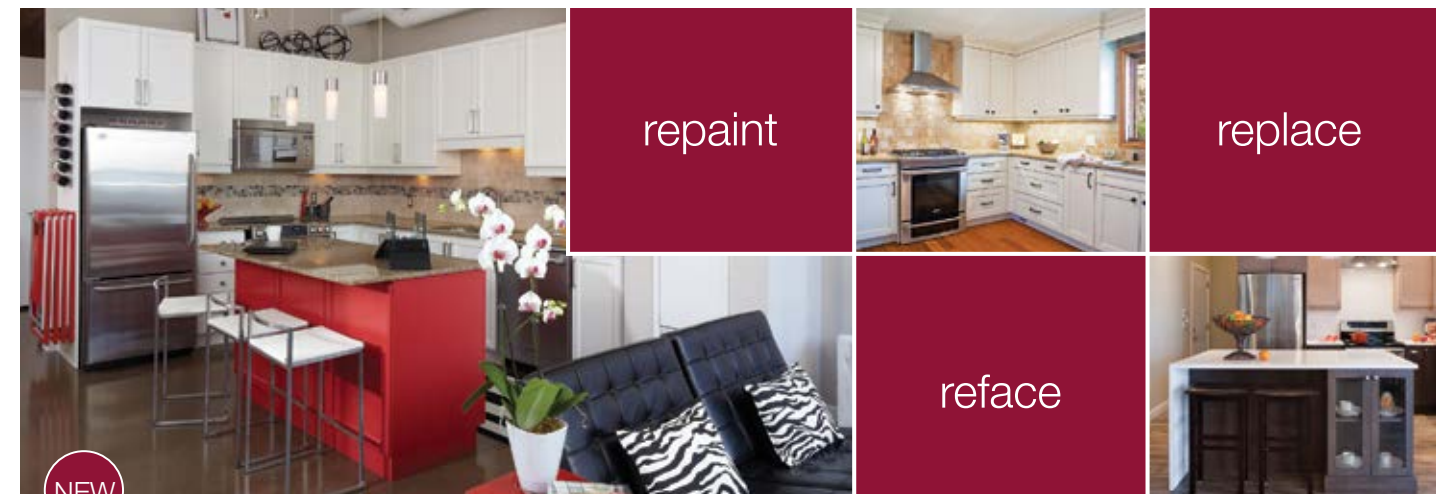
50



20



“I didn't know I had so many affordable options”



NEW

Burlington 1163 King Rd, Unit #7 905.632.6465
Hamilton 220 Nebo Rd, Unit #1 905.381.4269

info@decorrestore.ca
www.decorrestore.ca

AVENUE LIGHTING & DESIGN

THE BEAUTY OF LED LIGHTING



LIGHTING — DRAPERY — BLINDS — SHUTTERS — WALLPAPER

519.756.9511 405 St Paul Ave, Brantford
info@avenuelighting.ca www.avenuelighting.ca



OUR HOMES ARE VERY IMPORTANT

to us! Home is where traditions continue and new ones begin. It's where the family grows and expands and where we gather for celebrations of happy and sad. The kitchen seems to gather us all, coffee (or wine) in hand, a smile and a story, or to solve a family problem or create new plans. Yes, our homes are very important.

Mine was happy and sad this year. I will share the happy part – my daughter Leslea's wedding day to her new husband Mike. It was a beautiful day! And yes, they have started their plans and hopes and dreams of a first home; colour schemes and furniture needs. Out with the hand-me-downs. It's time to start their new world in their home and begin their first traditions. Oh, I can hardly wait to watch and, of course, interfere.



We decorate our homes and change them, upgrade them with the family needs; expanding and contracting, moving up and moving down. This issue features two wonderful family homes to share with you. First, the Zells and their lovely girls. Their home is so full of colour and design and is a true family creation. You can almost see them gathered together discussing the next room to tackle, and chatting about fabulous finds and treasures. And Frank of Unique Custom Cabinets, along with his business partner Tim, created an extended family home for Frank to accommodate four generations. It involved great planning and has fabulous built-in cabinets. Read on and share these family stories.

Yes, our homes are very important to us!

Laurie

Laurie Lotimer, Publisher
laurie@ourhomesmagazine.com

NEED CLEAN WATER?

Specializing in

Residential Well Service

including:

- Colour video inspection
- Cleaning and repairs
- Pumps
- Water treatment

CALL US
before you
get Drilled!
905-875-8232

TIM LOTIMER & ASSOCIATES INC.
CLEAN WELLS
WELL INSPECTION, REPAIRS & MAINTENANCE

Visit us online at: www.cleanwells.ca
or email us at: help@cleanwells.ca

1



1 CHEESE SHOPPE ON LOCKE

Platter
It's true – life does go on after retirement, even for wine barrels. Think how good your yummy Cheese Shoppe cheeses will look on this fashionably rustic, recycled barrel-top serving platter. A great gift idea too!
190 Locke St. S., Hamilton
289.389.7000 | cheeseshoppeonlocke.com

2 ANTIQUES UNLOCKED

Hearth Footman
Warm up your décor with this antique English brass footman. Originally placed by the fireplace to heat kettles and pots, the decorative possibilities today are endless. Oh, and those shapely cabriole legs...
271 Ottawa St. N., Hamilton
905.522.3940 | antiquesunlocked.com

3 COMFORTZONZ

Lamp
Self-proclaimed “glass enthusiast” and local artist Pam Williamson lets her light shine. Her handcrafted, fused glass take on the Tiffany-style lamp is a little bit funky and a whole lot beautiful.
134 King St. W., Dundas
905.627.7241 | comfortzonz.ca

4 LULU & LAVIGNE HOME STUDIO

Blankets
There's something so timeless about tartan, isn't there? These Edinburgh brand all-wool throws come in a range of colours, including Antique Buchanan (top) and Dark Maple (below). Deliciously soft and cosy. Och aye.
228 Locke St. S., Hamilton
905.522.2627 | luluandlavigne.com

5 W. HOME

Stool
This is called an indoor/outdoor decorative garden stool. What? Pardon me, but this baby belongs in the home! Ceramic, with a metallic finish, it's the perfect touch of versatile glam – side table or stool.
37 Main St. S., Waterdown
905.630.6535 | whomewaterdown.com

6 EXPRESSIONS IN WOOD INC.

Bar
Entertain with this two-tone bar, featuring tongue-and-groove panelling and a sophisticated live edge. It's Canadian-made with ambrosia maple. Appropriate, right? You know, ambrosia, food or drink of the gods...
360 Lewis Rd., Unit 2, Stoney Creek
905.643.6458 | expressionsinwood.ca OH

4



3



5



6



PHOTOGRAPHY KELLY HORKOFF

IT'S ELEMENTAL

We've found the splendour of the season in glass, wood, wool... gift giving comes naturally this time of year.

2



Warm Up Your Winter With A Fresh Coat of Paint



JOHN DUFFY
PAINTING COMPANY

Quality Work... Since 1954



Call for a Free Estimate:

905.527.2533

793 King St. W. Hamilton
johnduffy@cogeco.ca
www.johnduffypainting.ca



INTERIOR . EXTERIOR . RESIDENTIAL . COMMERCIAL

Vartanian Rugs

Your Home *Style*

For timeless quality, service & price



Love Your Home Again!

▪ Residential & Commercial Flooring Specialists ▪

CARPET ▪ AREA RUGS ▪ ROOM SIZE REMNANTS ▪ HARDWOOD ▪ LAMINATE ▪ VINYL

320 Green Rd at Barton . Stoney Creek . 905.560.1166 . www.vartanianrugs.com




Kim Bertling
Sales Representative
905-648-6800
bertling@judymarsales.com



JUDYMARSALES REAL ESTATE LTD.



Brokerage



Welcome Home to this stunning, custom 4 bedroom executive home just steps to the Old Mill. Features a gorgeous open concept kitchen with granite, high ceilings, island with double sink and dishwasher. Enjoy cozy nights by the fire in the beautiful great room off the kitchen. French doors welcome you to the private backyard with salt water pool ~ perfect for family life and entertaining. Impeccably designed...conveniently located...don't miss this beauty in the heart of Ancaster! \$929,000



(905) 648-6800

www.judymarsales.com



The Heat Beneath Your Feet

- The Ultimate in Comfort
- Silent
- Highest Efficiency
- Room by room temperature control
- Endless hot water
- New construction & retrofit
- Snow Melt Systems



IBC

Better Boilers

- User Friendly • Built to last • Made in Canada



William Carey Mechanical 905.920.3772

The Hydronic Heating Experts . Excellent 24/7 after-sale & emergency service

comfortzonz
creative home decor

Great Gift Ideas...for even the most discriminating tastes!

- * NEW HOME ACCESSORIES AND ECLECTIC DECOR
- * LOCALLY RE-CLAIMED HAND CRAFTED ALL WOOD FURNITURE BY LOCAL FURNITURE MAKER...CUSTOM ORDERS AVAILABLE
- * LOCAL ARTISANS DISPLAYING THEIR WORKS

Handcrafted iPad Holder



Spoon Jewellery



134 King St West, Dundas
Tues-Fri 10-6 . Sat 10-5
Like us on Facebook

905 627 7241
alexcomfortzonz@gmail.com
http://www.comfortzonz.ca

MOUNTAINEER MOVERS LTD.

LOCAL & LONG DISTANCE

WE'LL MOVE MOUNTAINS FOR YOU



EST 1978 Family Owned & Operated

- Office/Household Moving
- Heated Private Storage
- Short & Long Term
- Free In-Home Estimates Available
- You can also find all your moving needs at our office
- Piano moving specialist for over 30 years

Call For All Your Moving Needs
905.561.8880 | 1.800.263.4561

www.mountaineer.on.ca
wmk@mountaineer.on.ca

CAN CERTIFIED
Canadian Association of Movers

design construction maintenance



envision LANDSCAPES

info@envisionlandscapes.ca
www.envisionlandscapes.ca 905.648.4040

Making spirits bright...

As a licensed REALTOR® I am committed to helping others. Whether you're buying or selling, looking for a new home or investment property, I can help!

I look forward to working with you!

We never stop moving:

COLDWELL BANKER

PINNACLE REAL ESTATE, BROKERAGE
775 Upper Wentworth Street
Hamilton ON L9A 4V7
1-877-938-1110


VINCENT FRACASSI
Sales Representative
905-388-1110
vince-fracassi@coldwellbanker.ca
www.sellingdreams.ca



WESSELECTRIC
Electrical Contracting

Serving Hamilton and Surrounding Areas

LIGHTING DESIGN & INSTALLATION
RENOVATIONS FOR KITCHENS, BATHROOMS & BASEMENTS
LANDSCAPE LIGHTING
POOLS, SPAS & HOT TUBS
SERVICE UPGRADES FOR BOTH RESIDENTIAL AND COMMERCIAL



Lighting Up Lives For Over 25 Years

ACP authorized ESA Electrical Contractor ECRA #7002087
Authorized GENERAC™ Generator Dealer

www.wesselectric.com **905-975-5483**

CELEBRATING 60 YEARS 1954-2014



We stock an impressive selection of quality bathroom, kitchen and flooring products - everything you need to get the job done right!

Visit our new website to see what we have in store for you:
www.bartondiscount.com

905.561.3521
2440 Barton St E
Hamilton

BARTON DISCOUNT CENTRE
Kitchen • Bath
Floor Covering

Like Us On facebook

Pinterest
pinterest.com/bartondiscount

YOUR COMPLETE CUSTOM DECORATING STORE

DESIGNING FOR HAMILTON, ANCASTER & BEYOND SINCE 1989

- CUSTOM DRAPERIES, CUSTOM BEDDING
- DESIGNER FABRICS - OVER 10,000 SAMPLES
- UPHOLSTERY & CUSTOM FURNITURE
- DESIGNER WALLPAPER
- HOME ACCESSORIES
- DESIGN STAFF & IN-HOME CONSULTATION



L. Anne Smith, Owner, Decorator
R. Nancy Bradley, Decorator


Buy the Yard INTERIORS
65 Wilson St. W, Ancaster Town Plaza
905-648-7979 • www.buytheyardinteriors.com

CONSUMER CHOICE AWARD 2014-2015 HAMILTON

AHS

Archie Horn & Son Limited

PLUMBING / HEATING / AIR CONDITIONING



Relax... Since 1936, Archie Horn & Son has been delivering peace of mind - we are your one-stop shop for all your plumbing, heating and air conditioning needs.

905-318-5020 • www.archiehorn-son.com



SHOWCASE APPEAL

ABOVE: “We wanted a warm, cosy feel,” Frank says of his home’s style.
FAR RIGHT: Picture perfect. Left to right – Patricia, Daniel (8), Michael (4) and Frank.

Frank Ricci, co-owner of **Unique Custom Cabinets + Renovations**, gestures toward his business partner, **Tim Dagg**. “He calls me nuts,” says Frank, “but I relax by building things. I like doing that kind of thing.” Tim nods in agreement. “He’s always looking for a project.”



STORY **MELISSA CAMPEAU**
 PHOTOGRAPHY **KELLY HORKOFF**
 FLOWERS **FASCINATION FLOWERS**

So it was very much in character when, after completing renovations on a century home in downtown Hamilton, Frank decided to build a new home for his family of four – wife Patricia and sons, Michael and Daniel – right from the ground up.

In the early days of his career, Frank worked as a house framer. And over the past 14 years, he and Tim have seen their renovation and custom cabinetry business steadily grow through new and repeat clients. While the scope of this new project was big, Frank was more than ready for the work.

“We did pretty well everything you see except for the drywall,” says Frank. “I helped frame the house and we did all the flooring, the millwork, the painting, the doors and the electrical.”

Building an entire home from the ground up means endless decisions. For Frank and Patricia, the process wasn’t nearly as tough as it might have been if it wasn’t familiar turf. “The first reno there was a lot of head-to-head with my wife,” says Frank. “I learned my lesson.” He brought home magazines to work from, and they usually found themselves on the same page. “I’d say we agreed 85 to 90 per cent of the time,” says Frank. “We did it once before so we did all the arguing then,” he adds, with a laugh.

“We didn’t have a designer. Between the both of us we designed the rooms, the layout of the house, all the details. It’s a big advantage when you’re in the industry, and you can walk through other homes and you really see things and learn what you want.”

The customizing and attention to detail started early in the building process. “We found a house design and then I started playing with the lines and redoing the roof because I like the mansard look,” says Frank. They built the trusses for the roof at the shop, and installed them after building a scaffold that covered the whole front face of the house.

Continued on page 22



As well, they raised the main floor of the house by eight inches after they laid the foundation, so the lower level now features eight-foot-high ceilings, even at its lowest points. There's a getaway space downstairs where Frank can spend time with his sons and friends. At the moment the rest of the area is unfinished, housing a laundry room, a well-equipped gym and the kids' play area.

The main open-concept living space includes a family room with a gas fireplace and a feature wall with quartz stone. Hand-scraped walnut flooring runs throughout the area, right through to the kitchen – the real heart of this home.

TOP LEFT: Powder room glamour – it's all about the chandelier.
ABOVE: Olive green glass backsplash tiles pick up the darker tones of the granite counters from Granite Plus. **LEFT:** Baseboards, as seen in the dining room, are higher than typical.

Even for people who design kitchens for a living, the number of details to consider can be staggering. "I laid it out and walked it out and laid it out again," says Frank. "The kitchen was originally going to be on this wall," he adds, gesturing to the area where the dining table and chairs now sit. "But we flipped the plan. Since we make kitchens, I wanted the kitchen to be the first thing someone sees when they walk in, and I want them to say 'wow!'"

Tim and Frank were an ideal team when it came to designing the kitchen. "Tim's the details guy," says Frank. "I'm more big picture, so I see the flow of the house. I can tell him I want this kind of kitchen and want this detail and I want that." Frank adds, "And then Tim can tell me things like: 'Okay the door's not

going to open because the dishwasher handle is sticking out too far,' which is good to know before you cut it and build it!"

The oversize granite-topped island created by **Granite Plus** makes it easy for a crowd to gather. "When we built this, I wanted to be able to see everybody, so we can talk and eat together at the same time," says Frank.

The range hood is a focal point of the space, done in the same cream tones as the cabinetry, and featuring intricate carving and staining detail. Tim, who invested plenty of hours crafting the hood, says it's his favourite feature in Frank's home. "I had to redo that hood piece three times because it just didn't look right," he says. "There's a paint and then an antiquing and glaze on there as well." *Continued on page 24*



Tim Dagg, pictured with the Riccis. "We work this kitchen!" says Frank. **ABOVE:** Indiana limestone stairs and wrought iron railings complement a man-made stone exterior.



LEFT: Small inset shelves on either side of the bed in the master can house clocks, books, glasses... **BELOW RIGHT:** The lower level kitchen presents a modern face. **BELOW:** All in one – cherry cabinetry holds a corner closet, built in TV, and lots of storage space.



That attention to detail and intricate woodwork is evident throughout the house, including upstairs in the master bedroom. “I said to Patricia, ‘Why don’t we do a built-in bed unit instead of going out to buy the hutch, the armoire, all that?’” says Frank, who created floor-to-ceiling built-ins for both the master and the main-floor guest bedroom, made with cherry veneer and a cherry moulding.


The end result is a home that shows the Riccis’ personal taste, and also acts as

a showcase for Unique Custom Cabinets + Renovations’ business. The details and personal touches make it clear this was a labour of love, and a love of the labour, as well. Ask Frank what his favourite thing about the house is, and he’ll reply, “Building it!” He adds, “That was the best part. It’s rewarding – you have to have an idea in your head and you see it flourish and see the end result. I would do it all over again, in a heartbeat.” **OH**



LOCAL SOURCE GUIDE

A.P.I. Painting • Ashland Heating & Air Conditioning Inc. • DeFillipis Design • Grand River Natural Stone Ltd. • Granite Plus Inc. • Hardwood Plus Ltd. • Miran Carpets & Flooring • Parsons Plumbing Ltd. • Pollard Windows & Doors • Ruper Construction • Sarana Tile • TMI Roofing • The Turkstra Lumber Company Ltd.



EXPERTS IN THE ART OF EXPRESSION

Fascination Florist
1104 Fennell Ave. E, Unit #13, Hamilton
905.527.2881 www.fascinationflowers.com

de Boer Cabinets Inc.
Quality Workmanship & Design

Kitchens & Bathrooms



Season’s Greetings!
From Peter, Robin & Staff
905.772.3110 • 15 Indian St., Cayuga
www.deboercabinets.ca 
Serving Haldimand, Norfolk and surrounding areas including Hamilton, Niagara, Toronto & the Muskokas



urban cottage
life style store

urban-cottage.com
five one nine 720 6777

Located between Brantford & Ancaster on Hwy 2/53

decorating spaces to enjoy



Proud to be a designer on the Junior League’s Holiday House Tour

alto interiors
905.577.2151 www.altointeriors.ca
marycath@altointeriors.ca



Mary Cath Altobelli

The Unique Process

MEET . CONCEPT . DESIGN . SELECT . CONSTRUCT . INSPECT . ENJOY!



The Heart of the Home

Working together to design, manufacture and install custom cabinetry, using your choice of fine and exotic wood, man-made materials and custom chosen finishes, expertly crafted to suit your lifestyle and needs...from start to finish.

Designed with you in mind



UNIQUE
CUSTOM CABINETS + RENOVATIONS

CABINETS | MILLWORK | SPACE PLANNING & DESIGN | PROJECT MANAGEMENT | CONSTRUCTION SERVICES

9 Meadow Lane . Dundas ON | 905.627.2302
Cabinetmakers Frank Ricci & Tim Dagg | www.uniquecustomcabinets.com

TRANSFORM YOUR HOME OR KITCHEN FOR AS LOW AS \$2199.00*

*Applies to most standard kitchens up to 40 sq ft

For a limited time, we are offering granite countertops and installation for as low as \$2199.00. Now's the time to make the change you've always dreamed about. With our 2-hour installation and 7-day turnaround after your project has been measured up, you'll be enjoying your transformation sooner than you think!



Come celebrate our 20 years in business and receive a free sink with your order.



GRANITE PLUS INC



Rino Panicucci – President

905.388.0295

200 Nebo Road

Hamilton ON

graniteplusinc.ca

HOURS: MON-FRI|9-5 THURS|9-8 SAT|10-4 SUN|11-3

comfort zone



THE ART OF THE MIX

PHOTOGRAPHY **KELLY HORKOFF**

THE PLACE: If you haven't already discovered **Urban Cottage**, located between Ancaster and Brantford along Colborne Street East, go now. Go today. The modest, rustic exterior of this lifestyle store belies the wealth of beautiful and stylish furnishings, accessories and giftware within. You'll wonder why you waited so long.

THE INSPIRATION: Born from their passion for decorating, and a perceived lack of "on trend" furnishings, Colin and Trish Cook opened what has become a destination store in 2005. Transforming a local landmark fallen into disrepair was a labour of love. In keeping with their socially-conscious ethos, they restored the original wood flooring, and kept the building's old (and now rejuvenated) character. You might come just to admire the tin ceiling and listen to the eclectic background music.

THE STYLE: For Colin and Trish, it's all about the art of the mix. Rustic elements



Sarah McComb, Trish and Colin Cook



work with glam or contemporary elements. "We combine the comfort of cottage styling with the clean design of contemporary decor," explains Colin. Urban Cottage carries an array of accessories, and in response to demand, large quality pieces. "One defining piece can transform the look of your whole room," Colin explains. "Sourced from across the country and around the globe, the items we carry offer the highest in both form and function."

WHAT'S HOT: Natural finishes and textural pieces are trending – reclaimed or exotic woods, mirror and glass, metals, tufted furniture... Colin and Trish choose items for their craftsmanship, with timeless appeal. "We feel strongly about sustainable forestry and repurposing previously used materials," says Trish. "We are all about the mix of old and new to create interest in the home. Your home should reflect your personality."

SEASONAL: With the festive season upon us, Urban Cottage has a worthy selection of unique holiday décor and decorations for the tree, as well as great gift ideas. In fact, they'll help honour any occasion with the right gift, whether you are seeking something grand or modest, personal or practical.

GET THERE: 2 McBay Rd.
(on the corner of Hwy. 2), Brantford
519.720.6777 | urban-cottage.com **OH**



WHAT'S YOUR VISION for Canada?



WESTON FAMILY CONSERVATION CENTRE; PHOTO BY LIZ SAUNDERS.

We dream of a country where each new generation can explore rugged shorelines, wide-open prairies and vast forests. A place where wildlife can thrive.

This is the vision that drives the Nature Conservancy of Canada. We identify the land, we secure it, and we protect it. Forever. It's that simple and that effective. But we can't do it alone.

To find out how you can help, visit natureconservancy.ca 1-800-465-8005

 facebook.com/natureconservancy.ca

 twitter.com/NCC_CNC #Time4Nature



CHARITABLE REGISTRATION NUMBER 11924 6544 RR0001

BEAUTIFUL
AND
MEANINGFUL



'Tis the
Reason

Discover our feel good gifts
from around the world.



162 Locke St. S, Hamilton
905.528.3875
tenthousandvillages.ca

The Pros.



Call for a free estimate
905-572-1687

www.paintingcanada.com
info@paintingcanada.com



WHEN EVERYONE
IS CONNECTED

HOW CAN ANYONE
BE OUT IN THE COLD?

It's time to end poverty in Canada.
Donate at SalvationArmy.ca



Giving
Hope
Today

SUN-FILLED LEMON CHUTNEY

STORY AND PHOTOS **PAT CROCKER**

This chutney gets better and better over time. In fact, it is best when “aged” from four to six months. Whether you make it for the holidays for gifts or wait until the new year, this tangy grill-buddy is perfect for summer barbecue season. Its spicy, rich marmalade flavour lends zest to grilled vegetables, fish and chicken. Don’t be put off by the overnight macerating of the rind, flesh and salt because it’s easy: all you do is peel and chop the lemons, combine with salt, cover and let sit overnight.

Because I like this chutney to have extra heat for grilled foods, I add either dried chipotle or hot red pepper flakes, but you can omit these if you wish. Use a small, heavy spice mortar and pestle – mine is cast iron – or a rolling pin to crush the seeds and a micro-grater to grate the fresh ginger.

LEMON CHUTNEY

Makes 4 cups (1 L)	½ cup (125 mL) cider vinegar
8 thick-skin lemons, scrubbed	1 tbsp (15 mL) freshly grated gingerroot
2 tbsp (25 mL) pickling or Kosher salt	1 dried cayenne pepper, crushed
4 large cloves garlic, minced	1 tsp (5 mL) ground cardamom
½ cup (125 mL) dried currants	1 tsp (5 mL) crushed coriander
½ cup (125 mL) chopped dried apricots	½ tsp (2 mL) dried hot red pepper flakes, optional
½ cup (125 mL) freshly squeezed lemon juice	2 cups (500 mL) +2 tbsp (25 mL) packed brown sugar

- **Peel:** Using a vegetable peeler, remove the zest from the lemons, being careful not to include the white pith. Finely chop the zest. Using a paring knife, cut away and discard the white pith from around the lemons. Coarsely chop the lemons, discarding the seeds.
- **Combine:** In a non-reactive bowl, combine the zest, lemons and salt. Cover with a clean cloth and set aside in a cool place overnight.
- **Cook:** In a Maslin pan or large saucepan, combine macerated lemon mixture, garlic, currants, apricots, lemon juice, vinegar,



ginger, cayenne, cardamom, coriander and hot pepper flakes. Bring to a light simmer over high heat. Reduce heat to medium and stir in the brown sugar. Stir constantly until the sugar is dissolved.

- **Simmer:** Adjust the heat to keep the mixture at a regular simmer and cook, frequently stirring for 30 to 45 minutes, or until the mixture becomes thick and mounds on a wooden spoon.
- **Jar:** Meanwhile, place four, 1 cup (250 mL) Mason-type jars in a canning kettle. Cover with water and bring to a boil. Place 4 flat lids in a saucepan and pour boiling water over, set aside.
- **Fill:** Skim and discard any foam on chutney. Fill hot jars one at a time, leaving a ¼ inch (0.5 cm) headspace. Wipe rims with a clean cloth, top jars with flat lids and screw on metal rings. Return jars to the hot water bath, topping up with hot water if necessary to bring the water one inch (2.5 cm) over the tops of the jars. Cover the canner, bring water to a full rolling boil and keep boiling for 10 minutes.
- **Cool:** Turn the heat off, remove canner lid and wait 5 minutes before removing jars to a towel or rack to cool completely. Check seals, label and store in a cool place for up to one year.
- **Use:** Once it has “aged” for a month or more, serve Lemon Chutney right from the jar with baked whitefish (as shown), trout or salmon. You can also mix 1 cup (250 mL) with 3 tbsp (45 mL) chopped capers for a flavourful and different tartar sauce. Mix with orange juice or an equal amount of yogurt and coat chicken before baking. Mix ¼ cup (50 mL) chutney with the same amount of soy sauce and use as a sauce for stir-fried foods. Serve as a condiment for cooked chicken, cold cuts of meat and with a cheese platter or over brie, cream cheese or goat cheese. **OH**



Home Clearance

LIQUIDATION OUTLET

“We’re on sale everyday!”

HomeClearance.ca



QUEEN BED

\$399.00



Grey Linen Fabric

ACCENT CHAIRS

\$139.00 EACH



Compare at \$499

STORAGE BENCH

\$99.00



Available in black, brown or white

COMPLETE BEDROOM SET

\$1299.00



MANY MORE UNADVERTISED DEALS

Area rugs starting at \$69.00, Dining Chairs & Barstools \$39 and up

NEW ITEMS ARRIVING WEEKLY

KING SIZE BED

\$899.00



Available in black or beige linen

CONVERTIBLE SOFA

\$499.00



Available in dark grey, slate or linen

BAR STOOLS

\$49.00 & UP



Limited quantities at this price

ACCENT CHAIR

\$299.00 EACH

3 Fabric Choices: White, Linen Black



OTTOMAN

\$49.00 EACH



16.5" cube

Available in Black, White, Red, Grey

Compare at \$90

TABLE & 6 CHAIRS

\$899.00



BOB MACKIE KING SIZE BED

\$699.00



MSRP \$2995

125 QUEENSTON RD, HAMILTON 905.667.0111 • 31 NEILSON AVE., ST.CATHARINES 905.685.0222

OPEN TUESDAY TO SATURDAY FROM 10AM - 5PM

STORY MELISSA CAMPEAU | PHOTOGRAPHY KELLY HORKOFF | FLOWERS FASCINATION FLOWERS

A couple cans of paint and a dose of inspiration started something of a colour revolution in the Zell family's Greenville home.

The Zells love to apply their decorating flair to holiday occasions. **OPPOSITE TOP:** Painted stripes (Kendall Charcoal by Benjamin Moore and Gauntlet Gray by Sherwin Williams) add texture in the dining room. Furniture set from Applegate and James in Caledonia. **FAR RIGHT:** The Zell family. Front: Kendall and Janet. Back: Kirby (holding Fabio), Kelsey and Bill. Grey cast stone fireplace by Omega Mantels.

A BLACK AND WHITE WORLD



Bill and Janet Zell, and their three adult daughters Kirby, Kelsey and Kendall, moved into their 3,100 sq. ft. ranch house overlooking a conservation area 11 years ago. All five of them are interested in home design and décor to some extent, but for Janet and Kirby, it's a passion.

When Kirby decided a few years ago to paint her room black with white accents, she and Janet were so taken with how good it looked that they decided to carry the colour scheme through to other rooms in the house, as well.

"It was a bit unique to do a room in black back when we first did this," says Janet. "But we had this big window and Kirby has an oversize mirror too, and both of those things make a huge difference."

The result is a room that's dramatic, and not at all gloomy. White trim emphasizes the windows, black and white curtains add a little fun and bed linens and pillows play with the colour theme.

"We love black because it's a neutral," says Kirby. "We can put any pop of colour with it." She adds, "Different colour trends come around and I can just throw a few coloured things in the room to update it."

Not long after, the family decided to repaint their main living area. When it was time to do the family room – it used to be burgundy and grey – Kirby kept saying, "You need to do black in the family room!"

Not everyone was immediately on board. "Bill's reaction was, 'Are you kidding me?'" recalls Janet. "But now he wouldn't change it. None of us would."

"Bill was away the weekend our painters (**Brush It Quality Painters**) transformed the great room," says Janet. "That was probably good."

"We went with a matte finish at first, but after the first coat, it looked almost like a chalk board," explains Kirby. "So then we got the painters to do the next coat in a satin finish and that looked much better."

Continued on page 36

Even though the colour is dark, the overall effect is anything but. “If you look at the room and consider the cabinets and trim and window and doorways, the black really only borders things,” maintains Janet.

Also keeping the room light and airy is the wall of windows running the entire length of the family room and eating area, looking south over the multi-level decks and backyard.

“You do need good lighting if you’re painting with black,” Janet states. “Lots of it, whether it’s something you install or natural light coming in through windows.”

A light-coloured floor treatment balances the colour, too. “We chose to put carpeting in the family room,” she continues. “The kids spent a lot of time living on the

floor when they were younger, and carpet was a cosy solution. However, there is hardwood in the formal dining room and living room, installed by **Cam Hayes Hardwood Floors Inc.**”

The adjacent kitchen, with glossy white cabinetry, features a peninsula with barstools that are, says Kirby, the most popular seats in the house. “We’re pretty much always sitting there. It’s the perfect spot to see everything that’s going on.”

Between the peninsula bar stools, the eat-in dining table and the oversize sofas facing the fireplace, the main, shared space in the house is almost always in use. “I think we’re a close family because we all come in here to sit together,” says Kirby. *Continued on page 38*



LEFT AND FAR LEFT: The monochromatic colour scheme carries through the kitchen and adjacent family room. **TOP LEFT:** Shades of amber yellow add warmth in the living room. **TOP RIGHT:** Janet, who belongs to an art group, painted the striking wall collage. “Painting comes in handy when you can’t find anything in the right colour!” she says.



The other spot where the family frequently gathers is the recently-finished lower level. Here, the colour palette turns significantly softer. Laminate in a sandy grey shade provides a soothing base. At the centre of the room, a cream-coloured sectional sofa faces an eight-foot electric fireplace, surrounded by quartzite, which Bill installed himself. Tucked above and out of sight is a motorized projection screen for movies and television.

It's a natural party zone. The 18-foot-long bar, topped with Caesarstone, is paired with sleek modern cabinetry and backed by a wall inset with display nooks and feature lighting. It's a spot for both entertaining and family gatherings, and the design hits the note the family was hoping for.

"It was originally supposed to be a man cave down here, but we decided we didn't

want that," says Janet. "I think we captured the feel we were after. We wanted it to feel open and really inviting."

The home, both upstairs and down, captures the Zells' style, says Janet. It has sparked the imagination of the family's neighbours as well. Janet and Kirby have taken to lending a little assistance to friends in the area, in need of a little design inspiration.

"I think we take risks where other people don't," suggests Kirby. Janet agrees, and adds, "I think we encourage risk-taking in our design advice too."

And courage, say Janet and Kirby, is sometimes what it takes to make a home look unique and personal. "When you take a little design risk, you create a space that makes a bold statement, but still feels like home because it's just an expression of what you're all about." **OH**



TOP LEFT: A modern, crystal chandelier provides a touch of glamour in Kirby's room. **TOP RIGHT:** CIL paint shades Pelican and Cliffside on the walls contribute to the luxe feel of the downstairs entertaining space. **ABOVE:** Kelsey prefers a more romantic look for her bedroom. **RIGHT:** Bill painted most of the lower level himself, using 26 gallons of paint in the process. A fully equipped kitchen is adjacent to the bar.



GET MORE
online

HOME TOURS | STYLE IDEAS | RECIPES & DIYS

ANY DEVICE, ANY TIME, ANY PLACE.
LOG ON TODAY AT

ourhomes.ca
CELEBRATING LIFE AT HOME



A BACKYARD FOR THE BIRDS

STORY AND PHOTOGRAPHY
MELANIE REKOLA

My birdfeeders are a tremendous source of home entertainment. I fancy myself as the Scandinavian Snow White, attracting as much wildlife as I can to my suburban property. The normally barren winter landscape comes alive en masse with the cheerful sights and sounds of assorted songbirds. Attracting feathered friends to your backyard can be as simple as setting out a feeder, but persons who follow the guidelines below will be rewarded with a multitude and variety of bird life!

The Comforts of Home

Birds need a setting that mimics their natural environment to feel safe. Generous amounts of trees and tall shrubs (especially evergreens) are essential for shelter and concealment as they flit from tree to tree in approach of a feeder. Native varieties can also provide food and nesting opportunities. Fowl favourites are: cedar, white spruce, pine, hemlock, cherry, serviceberry, oak, elderberry and honeysuckle.

When taking care of garden maintenance, don't keep things too neat and tidy as birds prefer a naturalistic setting. Designate a rough area and build a brush pile for ground-dwelling birds. Leave those spent blooms of Echinacea and Black-eyed Susans

standing, and they'll provide a natural food source. And when raking fallen foliage, leave some under your trees, and they will be a magnet for insect-eating fowl. Dry leaves double as nesting material as well!

A bird paradise needs a water source, and garden ponds and birdbaths are ideal watering holes. Water will draw all sorts of bird species that don't eat feeder fare. Place them near shrubs with dense branching so the birds have a safe place to dry off when they are wet and vulnerable. Watering in the winter proves a difficult conundrum. A practical solution is to put out a fresh tray of warm water at the same time every day. The birds will quickly learn your routine and adapt.

The Feeder

The ideal bird feeder is sturdy enough to withstand winter, tight enough to keep seeds dry and easy to dismount for important cleaning purposes. It is also best to only fill enough food to be consumed within a day or two to avoid feed moulding/spoilage. Mould creates toxins that are fatal to birds. Therefore, all bird feeders should be frequently cleaned.

Platform Feeders

- They attract the widest variety of seed-eating birds but also attract squirrels and chipmunks. Place a baffle on the chain or pole if squirrel feeding is undesirable. These feeders do get dirty as the birds stand on their food while eating, causing fecal contamination. Clean the platform bottom frequently to keep it sanitary.
- Window feeders entice smaller bird species, but like the platform feeder, it also needs constant cleaning due to fecal food pollution. Luckily, they are easy to access and bring the birds up-close for your enjoyment.

The Fare

- Black oil sunflower seeds provide nourishment to a broad range of bird species, but by offering Nyjer seed, Safflower seed, suet and various fruits and nuts, an even wider range will result. Mixed seed blends can be problematic as aggressive wildlife, such as Grackles and squirrels will quickly empty a feeder looking for a favourite food inside. By offering multiple feeders with different food in each, you will reap maximum bird benefit while reducing waste.

Location, Location, Location

- Place your feeding station close to evergreen trees or shrubs, but far away from the reflection of windows. Or set directly on the window frame or affix to the glass to avoid bird window fatality. By moving the feeder placement periodically, you reduce the risk of contagion under the bird's feeders where waste builds up. Many birds are ground feeders and just as the feeder needs housekeeping, so does the area below the feeder.



- Hopper/House feeders can look great and offer convenience in that they can hold enough seed to last for several days. Unfortunately, the seed within can be prone to mould and spoilage.
- Tube feeders often attract smaller birds while excluding larger, more aggressive species. Similar to hoppers, they can hold enough seed to last for several days.
- Suet feeders can provide life-sustaining and high-quality calories during a harsh winter. Put out only enough to be consumed in a day, and you will also avoid attracting skunks and raccoons.

- It is a common misconception that by feeding the birds year round it will disrupt their migration. In Canada, we have many bird species that stay year round and could use your assistance for winter survival. Give them an extra helping hand by installing a roosting box or two, thus protecting them from frigid seasonal temperatures. **OH**

Melanie Rekola is a certified horticulturalist and landscape designer.



FOWL FACTS

- By attracting birds your yard will also greatly reduce pest insect populations as most birds (and some exclusively) eat insects.
- A bird-friendly yard is one without chemical pesticide and herbicide. These chemicals get injected into the food chain and harm our bird populations, but sadly the worst scourge affecting fowl is household felines killing up to 3.5 billion per year in North America alone.
- Be cautious when cutting your lawn or pruning vegetation. If you do find a nest, have patience. It only takes about two weeks for the babies to hatch and fly away!
- Never offer birds bread crumbs or other baked goods. They are especially prone to mould and also don't provide the proper nutrition.
- A number of factors trigger the urge for birds to migrate, but the most significant one is day length.





OUR 2014/15
BUILD
SEASON
IS UNDERWAY

HOW CAN YOU
PROVIDE A
“HAND UP -
NOT
A HAND OUT”?

www.habitathamilton.ca
INFO@habitathamilton.ca
905.560.6707

Advertise in
our **Spring Issue**
& get noticed!



Give **YOUR BUSINESS** the
benefit of premium
exposure to our extensive
targeted readership!

ADVERTISING INQUIRIES & SALES, PLEASE CONTACT:

Laurie Lotimer
905.516.8933
laurie@ourhomesmagazine.com

ourhomes
HAMILTON AND AREA



OTTAWA STREET

Hamilton's destination for inspiration.


Come to Ottawa Street and visit our newest shops:



Pieces from the Past

Canadian, English & American
Antique Furniture, Jewelry
& Glass

271 Ottawa St N
905.522.3940
www.antiquesunlocked.com



*Kerry's Party
For Less*

Your Happiness is our Reward

- Creative design for any occasion with a personal touch by our Certified Balloon Artist
- Family owned and Operated
- Delivery Available

188 Ottawa St N
905/5-4-PARTY
www.kerryspartyforless.com



Antiques, vintage items, furniture, collectibles, sports memorabilia, comic books, crystals, silverware, antique jewelries, glassware, antique and vintage frames, paintings, masks, porcelain, art decors and curiosities from all over the world.


293 Ottawa St N
905.335.5700
jmstreasurechest@longcomm.net





Lofty
Ambitions
Modern Home Store

We specialize in modern furniture, lighting, and area rugs. Visit the store to see just some of what we offer. 1000's of pieces available to order.



286 Ottawa St N
289.389.5465 1.855.LOFTY.00
www.loftyambitions.ca


Shabby & Chic & Everything Neat!


- Painted Furniture & Home Decor
- Chalk Paint™ by Annie Sloan
- Miss Mustard Seed Milk Paint



289.389.9281 | 905.582.8318
208 Ottawa St N, Hamilton | 119 Kerr St Oakville
www.thepaintedbench.ca



**MILLENIUM
JEWELLERS**
DESIGN • REPAIRS • CUSTOM • SALES



3-134 Ottawa St. North Hamilton ON L8H 3Z2
905.312.1818

MILLENIUMJEWELLERS.COM
INFO@MILLENIUMJEWELLERS.COM

>> SOURCE IT

JOHN DUFFY PAINTING & DECORATING CO. LTD.

From the first handshake to the final clean up, John Duffy Painting & Decorating Company is a painting contractor committed to professionalism, friendliness and a job well done. We paint every job like it was our own: seeking excellent value, on-time performance, tidiness and honest communication for every client.

John Duffy Painting and Decorating Company is a family-run business, operating in the industry for more than 60 years. Our excellent reputation with our customers has been the foundation of our painting company.

We specialize in residential and commercial painting; interior and exterior. We also do wallpaper removal, fill defects and hang wallpaper. We do painting in Hamilton, Burlington, Dundas, Ancaster, Stoney Creek, Waterdown and many surrounding areas.

John Duffy Painters are all uniformed, highly skilled tradespeople. We use top quality environmentally friendly low- and zero-VOC paints. Each painter is fully insured and in compliance with The Labour, Health and Safety requirements.

As the Consumers Choice award winner for 2011, 2012 and 2013 you can feel at ease when hiring John Duffy Painting Co. Along with a two-year guarantee there is no down payment or deposit required. Our customers pay once the job is completed to their satisfaction.

905.527.2533 • johnduffy@cogeco.ca

www.johnduffypainting.ca (Please see ad on page 16)

**KIM BERTLING, SALES REPRESENTATIVE
JUDY MARSALES REAL ESTATE LTD.**

Welcome Home! So you've decided to make a change and sell your home...now what? Making the decision to move is an exciting, and often overwhelming, experience. There are a number of things to consider: timing, price, location of your new home. Let me help make the process easier! My extensive sales and marketing experience ensures you get the best exposure possible. I understand the importance of finding the ideal home for your family and am committed to working hard to find the perfect fit for my clients.

I look forward to sharing my proven sales and marketing skills with new clients interested in buying or selling homes in the Ancaster and Greater Hamilton areas.

I invite you to contact me at 905.648.6800, bertling@judymarsales.com or to stop by the Ancaster office.

905.648.6800 • bertling@judymarsales.com

www.judymarsales.com

(Please see ad on page 17)

**A MISCELLANY OF THE NEW,
NEAT, UNIQUE, AND FABULOUS IN
HAMILTON AND AREA****THREE LITTLE BIRDS**

Three Little Birds is a local residential cleaning company owned and operated by Sherry Weavers. Sherry opened Three Little Birds in 2012 after a diagnosis of breast cancer and a newfound understanding of putting family first.

Sherry's goal was to provide:

- clients with a personable cleaning service worthy of talking about
- staff with a family-friendly workplace
- her own family with a company to be proud of

Three Little Birds' services are provided using all-natural products and are backed by their exceptional customer service. Sherry believes that Three Little Birds' success is attributed to the quality of service, the knack for hiring fantastic, caring staff and gratitude to every client.

If you have ever considered hiring a cleaning service, or are considering a change in your current service, you are encouraged to call Three Little Birds. Their service manager will be happy to help you determine what your needs are and work to customize a service to fit your budget. Gift certificates are also available.

905.538.5046 • office@3littlebirds.ca

www.3littlebirds.ca (Please see ad on page 7)

**WHEN YOU'RE MOVING YOUR MOST VALUED
POSSESSIONS, CHOOSE A MOVER YOU CAN TRUST**

Since 1978, our family-owned and operated independent moving company has been helping our clients who are moving to have a smooth and less stressful experience.

At our on-site heated private storage facility, state-of-the-art alarms and video surveillance ensure your possessions are well looked after until you are ready to move them. Depending on your needs, we can store items short or long-term. Access to the storage facility is restricted to staff only, providing you with confidence your valuables remain safe and secure. Packing cartons and other storage material are also available.

We are your one-stop shop for all your packing needs, from paper, tape, boxes of various size, wardrobes, and picture mirror boxes. For the do-it-yourself mover, we also rent fridge carts, moving pads and piano carts.

Whether you are moving locally or across Canada, please call us for a quote.

We remain committed to focusing on customer service as our top priority and are grateful to all our clients, past and present, who continue to entrust us with their most valuable belongings.

Mountaineer Movers • 905.561.8880, 1.800.263.4561

www.mountaineer.on.ca (Please see ad on page 18)



>> SOURCE IT

WESSELECTRIC

Wesselectric is a family-based business proudly serving Hamilton and surrounding area since 1987. With attention to detail, they have found a niche in the residential and commercial areas completing work from small installations to large renovations.

On the residential side, their work includes general maintenance needed to major renovations and additions. These could be bathrooms, kitchens, basements or large additions. They will come to your home and give you a free estimate for any work required, need it be new lighting, hot tub, an upgrade to breakers or a completely new service.

Wesselectric also has a number of commercial clients who call for general maintenance up to and including major renovations. These would include lighting changes and upgrades to 600 volt service repairs and upgrades upwards of 1000 amps.

Recently becoming a Generac dealer, Wesselectric has been satisfying customers with the installation of back-up generators for home and business alike. Whether it be to supply emergency power for critical items only or to make you feel like the power never went off, they can customize the right system for you.

Wesselectric is an authorized contractor with the Electrical Safety Authority. Why wait? Call now for your free estimate.

905.975.5483 • www.wesselectric.com (Please see ad on page 18)

**MILLENIUM JEWELLERS**

At Millenium Jewellers, customers will find jewellery done the old fashioned way, where they can talk directly with the jeweller to address all concerns regarding their valuables.

Today, with 26 years of experience in the Jewellery industry, Rafael continues with his passion for designing and creating custom pieces. He is of the belief that hand crafted jewellery is a work of art. Whether he is creating a design or redesigning a piece of jewellery, Rafael's main objective is the satisfaction of his customers, keeping in mind the sentimental value of each item. We are giving customers the possibility to use past and present memories with their own values, creating something unique for them.

All work is done on site, most of the time while customers wait.

Our services:

- Custom Designed Jewellery
- Sale Of Gold, Silver And Platinum Jewellery
- Engraving, Sizing, Soldering Jewellery
- Stone Setting and Replacement
- Rhodium Plating
- Watch Services

3 -134 Ottawa St N, Hamilton

905.312.1818 • info@milleniumjewellers.com

milleniumjewellers.com (Please see ad on page 43)

**From our homes to yours ...
Happy Holidays from core**

Burlington . Waterdown . Ancaster . Dundas & Hamilton

Wishing you a home full of warmth and joy this season



First impressions count. If you're hitting the winter/spring market visit yourcoreteam.com for our free staging offer. Let's get your home sold.



Personal service. Times two.

corinne byggdin, brad roberts
sales representatives

corinne@yourcoreteam.com 905.518.5443

brad@yourcoreteam.com 289.887.4876

www.yourcoreteam.com



core realstateteam



WE MAKE PARTIES Pop

From intimate gatherings to lavish galas, flowers add the spark that keeps your guests gushing long after the party's over.
Contact us, and we'll make your next event memorable.

Fascination Florist

1104 Fennell Ave. E, Unit #13, Hamilton

905.527.2881 www.fascinationflowers.com

EXPERTS IN THE ART OF EXPRESSION

HOME IMPROVEMENTS

STORY **MELISSA NORTH**
PHOTOGRAPHY **KELLY HORKOFF**

Winter often means spending more time inside, so why not use it productively? These companies have your wish-list projects covered...

BILL PYDYN, MALCOLM DRURY, AARON LAMERS, MICHELLE URBANI, TAMMY LAMERS, CAROLINE NICKELE (Tub)
Barton Discount Centre

How can you help homeowners looking to renovate? We offer a personalized retail experience based upon customers' needs and wants. We can help with an entire bathroom renovation, or if someone simply wants to modernize with some new accessories.

What sets your company apart? We display unique products from smaller North American manufacturers as well as major brands in the bath industry. Word of mouth is really how we are so well known in the Hamilton area, because we don't have a large advertising budget.

We hear it's your anniversary? Yes! This is our 60th year of being in business. We will have lots of events planned for the rest of this year and next. Our customers can follow us on Facebook and Pinterest to see promotions and specials.



BILL CAREY
William Carey Mechanical

Tell us about your company: William Carey Mechanical is a heating and air conditioning company that specializes in boilers, in-floor and snow-melt systems, forced-air heat and air conditioning, and mini-split ductless air conditioning for hydronically-heated homes. Because this company carries my name, reputation is everything. Ninety per cent of our business is referrals.

What has experience taught you? Knowledge is key. I pride myself on educating my clients. The more you understand your system, the happier you will be with the result.

What challenges do you face with winter in Ontario? There are no snow days in my business. Regardless of the weather, we are out there 24/7.

SAM MATTINA (Owner, Absent)
DAN HOWARD (Front)
GARY MCLEAN
Painting Canada

Sam, how did you get into the business? I started this as a small venture in high school and it blossomed into a full-time career. There was a lot of gratification in bringing back life and colour to some of Hamilton's historic properties, especially in the Kirkindale area.

Why is Painting Canada unique? We match our painters to each specific job. We run three different crews: residential, commercial and industrial, and each crew specializes in their respective field.

Any favourite colours? Guilford Green, a silvery green, is our 2015 colour of the year. It works with a wide range of colour combinations, from neutrals to daring shades. Raspberry Truffle is a deep, dramatic red with hints of warm chocolate and orange – beautiful for interiors and exteriors. **OH**



directory

OUR HOMES attracts the area's finest businesses to advertise in our pages, and utilize our unparalleled distribution and coffee-table appeal to market their products and services. We're making it easier for you, our readers, to become educated as you plan your home-and real estate-related purchasing decisions. View these business ads online at www.ourhomesmagazine.com/hamilton

The listings below are organized alphabetically by industry.

ANTIQUES
ANTIQUES UNLOCKED *Page 43*
THE TREASURE CHEST *Page 43*

AUTO DEALERSHIP
PERFORMANCE LEXUS *Page 51*

CABINETS & MILLWORK/ WOODWORKING
UNIQUE CUSTOM CABINETS *Page 26*

CHARITABLE ORGANIZATIONS
HABITAT FOR HUMANITY *Page 42*

CLEANING
THREE LITTLE BIRDS *Page 7, 44*

COUNTERTOPS/GRANITE & STONE/TILE
GRANITE PLUS *Page 27*
ONTARIO STONE DESIGN *Page 4*

DELIVERY SERVICE
BOB'S DELIVERY SERVICE *Page 49*

ELECTRICAL
WESSELECTRIC *Page 18, 45*

FABRIC/BEDDING/UPHOLSTERY
BUY THE YARD INTERIORS *Page 19*

FINANCIAL/INSURANCE/ MORTGAGE
CRYSTAL WEALTH *Page 9*

FLOORING/TILE/CARPET
CAM HAYES HARDWOOD FLOORING *Page 49*
VARTANIAN RUGS *Page 16*

FLORISTS/FLORAL DESIGN
FASCINATION FLORIST *Page 25, 45*

OUR HOMES is committed to ensuring the businesses above appear under the correct headings. To make a correction, or to have your business listed under more than one heading, please email laurie@ourhomesmagazine.com. To have your business listed in our Home Resource Directory, call 905.527.2425 or 905.516.8933 to advertise.

HEATING & COOLING
ARCHIE HORN & SON LTD. *Page 19*
WILLIAM CAREY MECHANICAL *Page 17*

HOME ACCENTS/HOME DECOR/ FURNITURE/COLLECTIBLES
BUY THE YARD INTERIORS *Page 19*
COMFORTZONZ *Page 18*
HOME CLEARANCE LIQUIDATION OUTLET *Page 33*
LOFTY AMBITIONS *Page 43*
LULU & LAVIGNE HOME STUDIO *Page 7*
THE FURNITURE GALLERY *Page 5*
THE PAINTED BENCH *Page 43*
THE TREASURE CHEST *Page 43*
URBAN COTTAGE *Page 25*

INTERIOR DECORATING/ INTERIOR DESIGN/STAGING
ALTO INTERIORS *Page 25*
ELEGANT LIVING DECORATING *Page 49*
KRISTA SALTER DESIGN *Page 49*

JEWELLERS
MILLENIUM JEWELLERS *Page 43, 45*

KITCHEN & BATH
ALLURE KITCHENS *Page 7*
BARTON DISCOUNT CENTRE *Page 18*
CR TECHNICAL WOODWORKING *Page 2*
DE BOER CABINETS INC. *Page 25*
DECORRESTORE *Page 11*
GRANITE PLUS *Page 27*
ONTARIO STONE DESIGN *Page 4*
UNIQUE CUSTOM CABINETS *Page 26*

LANDSCAPE DESIGN/ LANDSCAPING/LAWN & GARDEN
ENVISION LANDSCAPES *Page 19*

LIGHTING
AVENUE LIGHTING & DESIGN *Page 11*
ELM RIDGE LIGHTING & INTERIORS *Page 49*

MOVING & STORAGE
MOUNTAINEER MOVERS LTD *Page 18, 44*

NON-PROFIT ORGANIZATIONS
TEN THOUSAND VILLAGES *Page 31*
THE SALVATION ARMY *Page 31*

PAINTING & DECORATING
DECORRESTORE *Page 11*
JOHN DUFFY PAINTING & DECORATING *Page 16, 44*
PAINTING CANADA *Page 31*

PARTY SUPPLIES
KERRY'S PARTY FOR LESS *Page 43*

PET SERVICES
FOR THE LOVE OF CATS *Page 49*

PLUMBING
ARCHIE HORN & SON LTD. *Page 19*

REAL ESTATE
COLDWELL BANKER PINNACLE REAL ESTATE BROKERAGE - VINCE FRACASSI *Page 19*
CORE REAL ESTATE TEAM - BRAD ROBERTS, CORINNE BYGGDIN *Page 45*
JUDY MARSALES REAL ESTATE - KIM BERTLING *Page 17, 44*
JUDY MARSALES REAL ESTATE - JENNIFER DANIEL *Page 3*
JUDY MARSALES REAL ESTATE - SARIT ZALTER *Page 52*
LISTED - CHCH TV *Page 9*

SPECIAL ASSOCIATIONS
NATURE CONSERVANCY CANADA *Page 30*

WELL INSPECTION/REPAIR/ MAINTENANCE
CLEAN WELLS *Page 13*

WINDOW FASHIONS
BUY THE YARD INTERIORS *Page 19*

Marketplace

To order a listing in marketplace, please contact:
Laurie Lotimer • 905.516.8933 • laurie@ourhomesmagazine.com

elegant | decorating
residential | redesign | renew
INTERIOR DECORATING SERVICES
ELEGANT REAL ESTATE STAGING SERVICES

EL ideas
ELEGANT LIVING DECORATING
Liz DiTomaso
289 273 5717
elegantlivingdecorating@gmail.com
elegantlivingdecorating.ca

Follow us on   



For the Love of Cats!
In-your-home Kitty Care

PROFESSIONAL CAT SITTING
SERVICE LOOKING AFTER YOUR
CATS IN THEIR OWN HOME. LEAVE
YOUR PETS IN THE COMFORT OF
FAMILIAR SURROUNDINGS.

Shirley Bailey
PROFESSIONAL CAT-SITTER/BONDED/INSURED

905-388-9871 • shirley@kittycare.ca
www.kittycare.ca

SERVING
HAMILTON,
ANCASTER &
DUNDAS



HELP WANTED

Sales Representative position available for
OUR HOMES Hamilton

We have an opening for an Advertising Sales Account Representative for **OUR HOMES Hamilton** offering flexible hours and unlimited earning potential for the right talented individual. Use your natural talents and join our fun and winning team. Candidate must be a highly motivated, detail oriented, experienced sales professional with outstanding interpersonal skills and who is proficient at closing. Magazine sales experience an asset.

Please email cover letter and resumé to
laurie@ourhomesmagazine.com


ourhomes
HAMILTON AND AREA
ourhomes.ca/hamilton



More Than Lighting!

Elm Ridge
Lighting & Interiors

389 Barton Street, Stoney Creek
905-664-1912
www.elmridgelighting.com




INSPIRED SPACES

KMSALTER DESIGN
905.630.7785 • info@kmsalterdesign.com
www.kmsalterdesign.com

Krista Salter
Owner & Principal Designer



Cam Hayes
Hardwood Flooring
SINCE 1977



BOB'S DELIVERY SERVICE
From The Store To Your Door!

Flyers to Furniture,
Groceries to Gadgets.
Anything Goes To
Anywhere You Need It!

Open
7 DAYS A WEEK
9am-11pm

289-808-7163
www.what-about-bobs.com



finishing touch

STORY AND PHOTOS **TARA CHATTELL**

LIGHTBULB ORNAMENTS



Don't toss your burnt-out light bulbs – re-use them to create adorable decorations for the holidays. They make a unique, handmade gift. Fill them, wrap them or paint them!

FILL: When your bulbs are empty, fill them with anything you like. We've used crystals, pearls, lace, paper confetti and curled paper. To make the paper confetti, simply use a hole-punch and some pretty, decorative papers. For curled paper, cut the paper into thin strips and curl with scissors. You'll need to wind your strips tightly around a pen or wood skewer to get them through the neck of the bulb.

WRAP: Wrapping your bulbs is quite simple and they don't have to be empty. We've chosen to wrap ours with twine and yarn.



Start with a dab of hot glue at the base of the metal neck and attach one end of your twine or yarn. Continue wrapping and gluing until the entire bulb is covered.

PAINT: For the painted bulb you'll need some multi-surface or glass paint in the colours of your choice. Once your bulb has been emptied, squeeze in some paint, cover the opening with your finger and shake the bulb until the paint has coated the entire inside. Hold the bulb upside-down over a paper towel and tap out any excess paint. Leave to dry over night.

To finish off your ornaments, attach a hanger. We've chosen wire and twine. You can also paint any exposed metal necks that have not been wrapped with twine. For your filled ornaments, you'll need to close off the tops to prevent the filling from spilling out. Wrap the twine around the top, attaching with some hot glue as you go along.

Display your creations for all to enjoy this holiday season. **OH**



online

Visit our ourhomes.ca/mag/orns for a link to a great video tutorial that will guide you through the steps of emptying a light bulb.

ELEVATE YOUR EXPECTATIONS.



The 2015
RX 350 SPORTDESIGN

COMPLETE LEXUS PRICE:

\$52,730*^{+HST}







YOUR HAMILTON-NIAGARA LEXUS RETAILER SINCE 1990

 **PerformanceLexus**
for people going places

Visit Us At Lime Ridge Mall!

262 Lake Street, St. Catharines, ON

905-934-3336 • 905-383-5888

performancelexus.ca    

*Complete Lexus Price includes freight /PDI (\$1,995), dealer fees, EHF Tires (\$29), EHF Filters (\$1), A/C Tax (\$100), and OMVIC Fee (\$5). Taxes, license, registration (if applicable) and insurance are extra. Dealer order/trade may be required. Offers are subject to change without notice. Offers expire at month's end unless extended or revised. See Performance Lexus for complete details.

JUDY MARSALES

REAL ESTATE LTD.



Brokerage 

SARIT ZALTER

Sales Representative



*"The secret to
enjoying life
is loving what
you do."*

Real Estate is ultimately about helping buyers and sellers reach a decision that's right for them. For most, this is going to be the biggest financial transaction you will ever be a part of.

Based on this, it makes sense that you would want a knowledgeable professional to guide you through this process.

Sarit is that professional!

905-522-3300

zalter@judymarsales.com

www.judymarsales.com

www.saritzalter.com

One Of A Kind!



685 Deervalley Road ~ Ancaster
\$2,250,000

Custom Bungalow!



50 Giffin Road ~ Dundas
\$949,900

Luxurious Living!



Unit #303, 125 Wilson St W ~ Ancaster
\$679,900



(905) 522-3300

www.judymarsales.com