

MID-SUMMER 2019

STYLE ■ COMFORT ■ IDEAS ■ REAL ESTATE

# ourhomes

PARRY SOUND MUSKOKA HUNTSVILLE HALIBURTON

*Lakehouse*  
IN MUSKOKA

LAKE  
VERNON

delight

xxxxxxxxxxxxxxxxxxxx

ECO-FRIENDLY  
ISLAND  
RESTORATION

+  
HUNTING FOR  
VINTAGE FINDS

LOCKSIDE  
HALIBURTON

Cool  
ENERGY SAVING  
tips





KITCHENS . FURNITURE . HOME DECOR . FASHION

# *The Cutter's Edge*

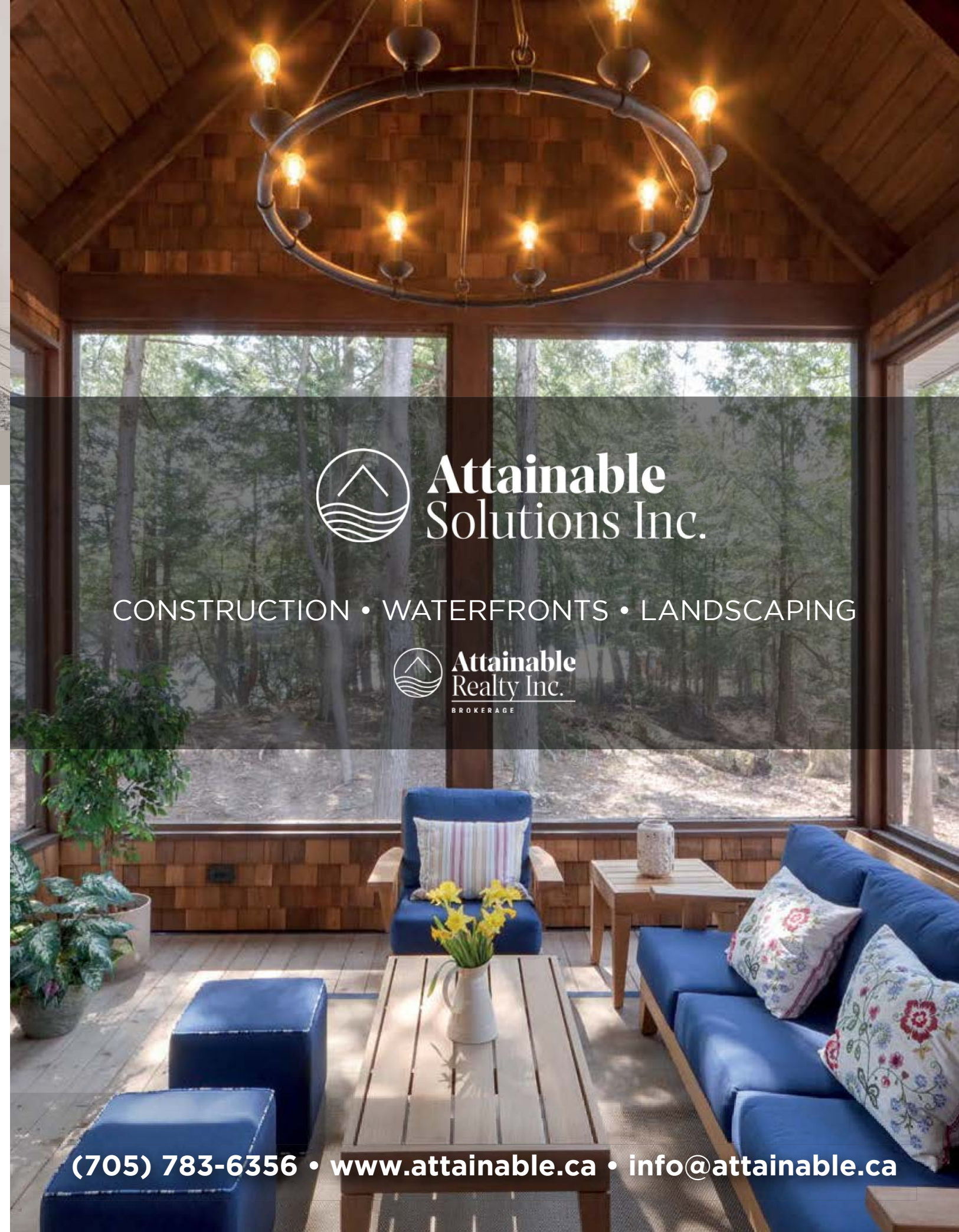
MUSKOKA



Joseph Ribkoff



13,000 SQ FT SHOWROOM . 30 HOWLAND DRIVE, HUNTSVILLE  
705.789.0448 . [thecuttersedge.com](http://thecuttersedge.com)



**Attainable**  
Solutions Inc.

CONSTRUCTION • WATERFRONTS • LANDSCAPING



**Attainable**  
Realty Inc.  
BROKERAGE

**(705) 783-6356 • [www.attainable.ca](http://www.attainable.ca) • [info@attainable.ca](mailto:info@attainable.ca)**



# Personalized to Perfection

EXCLUSIVELY AT DI PIETRA DESIGN



PHOTO CREDIT: TEN & CO.



DI PIETRA DESIGN  
COUNTER TOPS



Choose From Our Best Selling Line Of Quartz  
Our Quartz Tops Are On Average 30% Less Than Cambria Quartz

705.727.0096 | 672 Welham Rd - Barrie | [www.dpd360.com](http://www.dpd360.com)



There's no better way to protect wood.

Only Beauti-Tone's Wood-Shield Best stains are made in Canada and specially formulated to withstand the extremes of our unique climate. Easy to apply, Wood-Shield Best stains have excellent adhesion and penetration, rejuvenating wood surfaces for long-lasting durability and protection – perfect for decks, siding, and more. Plus, they're available in all the right colours.



Available exclusively at Home Hardware and Building Centre locations.  
[beauti-tone.ca](http://beauti-tone.ca)





We design and build  
log & timber frame homes.

Always custom. Amazing support. The Total Package.

[confederationloghomes.com](http://confederationloghomes.com)




We know that shopping for a log or timber frame home can be a daunting task. After all, this is your dream home we're talking about. You can't trust just anyone with something this big.

Go to our website and learn about:

- Celebrating 40 years in business
- 3D virtual walkthroughs
- Browse over 100+ different floor plans
- Photo gallery of finished homes
- How to get started
- Attend a seminar *and much more!*



1-877-Go-2-Logs (1-877-462-5647)



**BTM** **BARRIE TRIM & MOULDINGS INC.**  
TRIM | DOORS | STAIRS | RAILINGS

705.739.2200

FINISHING YOUR HOME SINCE 1985

[BARRIETRIM.COM](http://BARRIETRIM.COM)

Monday to Friday 7am-5pm  
52 Saunders Road, Barrie | Follow Us @BarrieTrim





MANUFACTURE

*Design*

INSTALL



*Relax with confidence – when you choose a custom kitchen or furnishings from Perkinsfield Kitchen & Bath Inc., you are guaranteed the excellence and craftsmanship you deserve.*

*Perkinsfield Kitchen & Bath Inc. has been in the business of manufacturing dream kitchens since 1997 and we pride ourselves on customer satisfaction and personal service every time.*



PERKINSFIELD  
KITCHEN + BATH INC

705.527.6116  
perkinsfieldkitchen@rogers.com  
perkinsfieldkitchenandbathinc.com

Like Us:



165 COUNTY RD. 6 SOUTH, BOX 1306 TINY, ONTARIO L0L 2J0

# red canoe interiors

Home Décor &  
Lifestyle Store



70 joseph st, parry sound  
705 746 2268  
[www.redcanoeinteriors.com](http://www.redcanoeinteriors.com)

# HOT SUMMER SALE

Great Savings on Manual and Motorized  
Rollers • Shutters • Shadings



BARRIE • INNISFIL • ORILLIA  
COLLINGWOOD • MEAFORD • THORNBERY

## MUSKOKA

705.985.4200

[WWW.SALNEK.CA](http://WWW.SALNEK.CA)

**SALNEK'S**  
CUSTOM WINDOW TREATMENTS

BURLINGTON • COLLINGWOOD • HAMILTON • MARKHAM • MUSKOKA • TORONTO





**NORMERICA** TIMBER HOMES & COTTAGES

Visit [normerica.com](http://normerica.com) for a sample of our stunning custom home and cottage designs.



[info@normerica.com](mailto:info@normerica.com) 1.800.361.7449 [normerica.com](http://normerica.com)

705 645 5296

261 CEDAR LANE

BRACEBRIDGE, ON

Servicing Muskoka, Haliburton & Parry Sound

*Design Loft*  
CUSTOM INTERIORS

KITCHENS BATHROOMS LIGHTING HARDWARE SINKS FAUCETS TILES



Let Us Design Your Dream Space For You

**Simcoe**  
BUILDING CENTRE

[WWW.SIMCOESOLUTIONS.COM](http://WWW.SIMCOESOLUTIONS.COM)

705 728 1773

140 FERNDAL DR N

 houzz  
 @designloftbarrie

BARRIE, ON



# The heart of the home, love it.

*Flood defying, snow defying, weatherproof kitchens.*

## Valor LX2 3-Sided Series

*shown with*  
Rock and Shale, Fluted Black Liner & the HeatShift™ System

**Valor**  
Radiant Gas Fireplace

Valor's multi-sided linear fireplace now offers two engine styles to choose from. The *3-Sided* engine is designed for 180 degree enjoyment, while the *Corner* engine offers design flexibility. The LX2 provides outstanding radiant heat performance that will heat any living space.

Available with splitwood, driftwood, rock and shale, and two types of glass fire beds, the LX2 will suit homeowners who value aesthetics, performance and safety.

*For design ideas and information, we welcome you to visit our spectacular  
must see showroom located in Huntsville, Ontario*



## FIREPLACE KING

3 Cairns Drive, Huntsville  
705.789.8067

[fireplaceking.com](http://fireplaceking.com)



**NORTHERN LIVING**  
KITCHEN & BATH LTD.



6 Designer's Lane at Oastler Park Drive and Hunter Drive • 705.746.8686 • [www.northernliving.ca](http://www.northernliving.ca)

Parry Sound • Muskoka • Georgian Bay

CABINETRY FOR EVERY ROOM





## **TRANS CANADA** WOOD PRODUCTS LTD. lumber store

**LUMBER SPECIALTIES**  
**POST & BEAM TIMBERS • DECKING**  
**FENCING • FLOORING • FRAMING**  
**INTERIOR PANELING**



**705-721-1116**

7735 County Road 27, Barrie  
PO Box 7189, Innisfil, ON L9S 1L0

**www.transcanadagroup.on.ca**

**ourhomes**  
STYLE • COMFORT • IDEAS • REAL ESTATE  
PARRY SOUND MUSKOKA HUNTSVILLE HALIBURTON

**REGIONAL PUBLISHERS** Jamie Jefferson  
Georgette McCulloch  
**REGIONAL MANAGING EDITOR** Walter Franczyk  
**REGIONAL PRODUCTION MANAGER** Marilyn Reid  
**MARKETING & ADVERTISING** Kelly Bidan, 705.349.1485  
kelly.bidan@ourhomes.ca  
Jamie Jefferson  
o: 705.445.5065 x211, c: 705.730.3827  
jamie.jefferson@ourhomes.ca

**REACH US EASILY: [firstname.lastname@ourhomes.ca](mailto:firstname.lastname@ourhomes.ca)**

OUR HOMES is a registered trademark of OUR HOMES MEDIA GROUP INC.  
OUR HOMES Muskoka is published four times a year.

OUR HOMES is distributed via free pick up to residents of Muskoka region and to cottagers via direct mail. Copies of OUR HOMES are available for free pick up at high traffic locations throughout the region. OUR HOMES is distributed throughout select B&Bs and hotels, and to select business leaders via direct mail.

Please send all letters and/or feedback to OUR HOMES Magazine,  
25 Elgin St., Collingwood, ON L9Y 3L6. Or email us at [editor@ourhomes.ca](mailto:editor@ourhomes.ca).  
All letters received are subject to editing for grammar and length.

### OUR HOMES MEDIA GROUP INC:

#### EDITORIAL

**EDITOR-IN-CHIEF** Georgette McCulloch

**DIGITAL EDITOR** Rachael Havens

#### MANAGING EDITORS

Nancy Belgue, Walter Franczyk,  
Mary Hatt, Cheryl Long,  
Gina Makkar, Sara Martin,  
Tiffany Mayer, Georgette McCulloch,  
Melissa North, Merrill Patterson,  
Heather Wright

#### ART

**ART DIRECTOR**  
Tara Chattell

#### ASSOCIATE ART DIRECTORS

Sheila Britton, Robynne Sangiuliano

#### DIRECTOR OF PHOTOGRAPHY

Jason Hartog

#### PRODUCTION

**PRODUCTION DIRECTOR** Lynn Derrick

#### PRODUCTION MANAGERS

Julia Dempsey, Kelly Donaldson,  
Marilyn Reid, Tracy Shuttleworth

#### OPERATIONS

#### MANAGING DIRECTOR, SALES & MARKETING

Jamie Jefferson  
[jamie.jefferson@ourhomes.ca](mailto:jamie.jefferson@ourhomes.ca)

#### MANAGING DIRECTOR, OPERATIONS

Georgette McCulloch

**ACCOUNT EXECUTIVE** Lisa Ormsby

**REGIONAL ACCOUNT EXECUTIVE** Suzanne Strong

**BUSINESS DEVELOPMENT** Kelly Craig

**ACCOUNTING** Tyler Annette

**ACCOUNTS RECEIVABLE** Cindie Tonon

#### CONTRIBUTORS

Sheila Britton, Tara Chattell, Connie Crane, Kathleen Duncan, Walter Franczyk,  
Jason Hartog, Kelly Horkoff, Gillian Jackson, Sandy MacKay, Dawn McConnell,  
Jenelle McCulloch, Tamarisk McNalty Stephens, Charlene Peck, Dolores Pian,  
Melanie Rekola, Rick Shurman, Max Wedge

Advertisements and the content, including photos, of advertisements published within OUR HOMES magazine are supplied solely by the advertiser and neither the publisher nor OUR HOMES Media Group Inc. accept responsibility for opinions expressed in advertisements or for copyright issues with regards to photos, advertising copy and advertisements, nor shall they be held liable thereby. By act of reading this publication, all advertisers and readers agree to indemnify and hold harmless both OUR HOMES Media Group Inc., and the publisher thereby. Copyright ©2019 OUR HOMES Media Group Inc. All rights reserved. Reproduction without permission is prohibited.

#### OUR HOMES CAN BE FOUND IN THE FOLLOWING MARKETS:

- Barrie/Orillia/Midland • Grey Bruce • Hamilton • London • Muskoka
- Niagara • Oakville/Burlington/Mississauga • Ottawa • Peterborough
- Southern Georgian Bay • Toronto & York Region • Region of Waterloo
- Wellington County/Orangeville/Caledon • Windsor



PROUD  
**SUPPORTER**  
Nature Conservancy of Canada™



## REPELS THE TOUGHEST STAINS.

Find expert service and every colour you can imagine at your locally owned Benjamin Moore® retailer.

BRACEBRIDGE **Colour N Light Muskoka** 505 Muskoka Rd 118 W | 705.646.8891 | [colournlightmuskoka.ca](http://colournlightmuskoka.ca)

BRACEBRIDGE **Muskoka Paint & Decorating** 295 Wellington St | 705.645.8800 | [muskokapaint.com](http://muskokapaint.com)

GRAVENHURST **Colour N Light Muskoka** 545 Muskoka Rd N | 705.687.7956 | [colournlightmuskoka.ca](http://colournlightmuskoka.ca)

HALIBURTON **Cordell Carpet** 25 Hops Dr | 705.457.2022 | [cordellcarpet.ca](http://cordellcarpet.ca)

HUNTSVILLE **Wilson's The Paint Store** 90 Howland Dr | 705.789.8061 | [wilsonspaint.ca](http://wilsonspaint.ca)



©2019 Benjamin Moore & Co., Limited. Benjamin Moore, Regal, and the triangle "M" symbol are registered trademarks of Benjamin Moore & Co., Limited. 4/19







**MADE IN CANADA**  
**STRONG, SOLID WOOD BUNK BEDS**

**Log Furniture**  
AND MORE

**SHOP ONLINE**  
[www.logfurnitureandmore.ca](http://www.logfurnitureandmore.ca)

Shipped Directly to Your Home or Cottage.

Beds • Bunks • Dining Tables • Muskoka Chairs • Saunas  
Bedding • Lighting • Decor • Pool Tables • Hammocks

[info@logfurnitureandmore.ca](mailto:info@logfurnitureandmore.ca) • 800.557.0985 x 2



**stoneway**  
marble & granite inc.

1295 Muskoka Road 118 West, Bracebridge  
705.645.3380 [stoneway.inc@gmail.com](mailto:stoneway.inc@gmail.com)



## editor's note



**MANY PEOPLE LOVE LIFE ON THE WATER.** As someone who grew up near a river I can appreciate that. The Holland River was exciting and at times unpredictable.

When it overflowed its banks during Hurricane Hazel, it forced family friends and many others to flee their homes on the low-lying Holland Marsh, a 20,000-acre patch of vegetable farms at the south end of Lake Simcoe. Years later, after the dykes were reinforced and pumping stations improved, the river no longer seemed menacing. It was a place of sport and fun. As kids, my siblings and I loved fishing. We'd dig up the garden for worms with which to bait our hooks. When my dad got home from work, we'd beg him to take us fishing. More often than not, he agreed.

We'd cast our fishing lines from the riverside, near a pump house at the dead end of a farm road. Getting a nibble was exciting. The red and white plastic bobber would bounce lightly and wobble, stirring waves that rippled out in concentric circles. Sometimes an unseen fish jerked and pulled the float sideways. Nothing was as thrilling as seeing the bobber plunge completely under water, a sure sign a fish was hooked or had taken a big bite of the bait. Our catches were mostly sunfish, bass and catfish, occasionally a perch, prized as bait for pike. When sunset approached, we packed up for home. Our house cats, Kitka and Machek, among others, loved raw fish long before sushi became trendy. They were the chief beneficiaries of our angling prowess.

In this edition of OUR HOMES, we visit three homes on the water, built on lakes that offer year-round pleasures, calming and inspiring views and occasionally some good fishing. We hope you enjoy visiting these country places as much as we did.

*Walter Franczyk*

Walter Franczyk, Managing Editor  
[walter.franczyk@ourhomes.ca](mailto:walter.franczyk@ourhomes.ca)

Follow us     
Subscriptions [subscribe@ourhomes.ca](mailto:subscribe@ourhomes.ca)

**online** Get more at [ourhomes.ca](http://ourhomes.ca)



**Parry Sound**  
insurance brokers Ltd.

**Muskoka**  
insurance brokers Ltd.

specializing in  
**WATERFRONT PROPERTIES**  
ISLAND TO MAINLAND

Proudly Representing **WEST WAWANOSH**  
MUTUAL INSURANCE COMPANY

705-746-2725 | [parrysoundinsurance.com](http://parrysoundinsurance.com) | [dave@parrysoundinsurance.com](mailto:dave@parrysoundinsurance.com)  
705-687-6606 | [muskokainsurancebrokers.com](http://muskokainsurancebrokers.com) | [stephen@muskokains.com](mailto:stephen@muskokains.com)




# CONTENTS

## MID-SUMMER 2019



56



50



80

### ON THE COVER

A firepit awaits sunset at this Lake Vernon summer home. Story, page 56. Photography by Sandy MacKay.

48



22

### LOCAL FEATURES

- 22 Style Picks** Unique discoveries from Georgian Bay to Haliburton.
- 32 Feature Home** A new family place to enjoy Lake Muskoka all year long.
- 48 Spotlight** Lockside Trading Company, a friendly country store to shop, browse and meet.
- 56 Home & Builder** This new Lake Vernon cottage is the ultimate DIY project.
- 66 People** From the ground up, these home pros have it all covered.
- 80 Feature Home** A hard-working couple brings an old Georgian Bay cottage back to life.

### DEPARTMENTS

- 16 Editor's Note**
- 20 Advice** Storing Wines Properly
- 26 Good Taste** Homestyle Apple Cider
- 28 Green Living** Keeping Cool, Saving Cash
- 30 Cooking At Home** Sweet, Knotted Delights
- 44 Design Ideas** Alluring Wall Treatments
- 50 Decorating** Making Old Things New
- 52 Gardening** Made In The Shade
- 94 Home Resource Directory**
- 96 Double Take** Brilliant Blue Luxe
- 98 Finishing Touch** Homemade Message Board



## Custom Home Building Made Easy For Over 50 Years



**The Better Way To Build**  
linwoodhomes.com | 1-855-922-2824







Interior Designer  
**Dolores Pian**  
shares her ideas.

# WINE CELLARS

**WINE CELLARS AND  
WINE-TASTING ROOMS  
ARE COMING OF AGE.**

Wine collecting requires a special space of its own and more homeowners are installing wine rooms in new and existing homes to ensure the right bottle is on hand. With today's technology, refrigeration and modern materials, wine can be stored in almost any location. However, this 6,100-year-old beverage still requires tender loving care.

## WINE IS FUSSY

Wine breathes through the cork and ages in the process. Too much oxygen makes the wine bitter. The pace of this breathing is faster at higher temperatures and slower at lower temperatures. Fluctuations in temperature and humidity accelerate the aging process.

## WINE STORAGE

Wine requires a cool, dark space with higher humidity than the average living space. Wine does not like noise or vibrations from any source.

It doesn't like any temperature extremes; 45°F to 65°F are the best temperatures for serving wine and 55°F is the ideal storing temperature for long-term storage, regardless of your wine style. Wine storage rooms come in two types: passive and active.

**Passive Wine Cellars** such as caves, basements and closets are naturally cooler and only receive indirect sunlight. They minimize swings in temperature and damage to the wine.

**Active (Cooled) Wine Cellars** are fully climate-controlled and can be set to the perfect storage temperature and humidity level that ensures ideal conditions. They are more flexible and can fit into any large, small or odd space in your home.

## MODERN DESIGN TRENDS

**Glass enclosures** allow you to show off your wine collection and can be built as tall or wide as you want. The choice of tempered glass used is extremely important. The insulation value should maximize the refrigeration, humidification benefits and UV protection that is required for wine rooms that are in direct contact with sunlight. Etched or frosted glass are decorative options.

**Integrating wine cellar design into your space for that WOW factor.** Placing wine storage in living areas, man caves or kitchens allows you and your guests to engage with the wine while you show off your collection.

**A label-forward design draws attention to the label art.** It creates an intimate, interactive experience between the user and the bottle of wine.

**Metal and acrylic wine racking.** These materials are gaining popularity in contemporary wine cellar design. They provide the same quality for storage as wood and can be much more cost effective.

**Bridging old and new.** Combining wood with metal or acrylic allows for more flexibility in a project design that is less stuffy and ornate and more contemporary and inviting.




## MODERN DESIGN AND CONSTRUCTION CONSIDERATIONS

- ▶ Use LED lights and UV film for glass enclosures.
- ▶ No vibrating wall speakers and no noisy air conditioners. Insulate your mechanical air ducts or use a ductless air conditioner.
- ▶ Vent equipment heat outside.
- ▶ Storing multiple bottles of wine requires plywood backing for wall installation.
- ▶ Proper wall insulation, a vapour barrier and moisture-resistant green board walls are essential.
- ▶ Easy access to electricity.
- ▶ Moisture-resistant flooring is a must. Consider the insulation value of the floor and materials.

## RETURN ON YOUR INVESTMENT (ROI)

A wine cellar is a high-end investment and, in some homes, it is a must-have upgrade. With an average bottle price of \$95, it pays to design your investment so it can add value to your home.

Galileo tells us: "Wine is sunlight, held together by water." Then sunlight and water hold together the truth in wine. Take good care of your truth. **OH**



*Decorative  
Finishes*

INTERIOR & EXTERIOR PAINTING  
705.801.5250

*We Spray Kitchen Cabinets, Muskoka Chairs, Indoor/Outdoor Furniture*



*take back your  
weekends*

Let Norstar show you how!



**F R A S E R**  
WOOD SIDING



[norstarexteriors.com](http://norstarexteriors.com)

705.645.8404 | 800.732.0158

[www.fraserwoodsiding.com](http://www.fraserwoodsiding.com)

Siding • Roofing • Soffit • Fascia • Decking • Eavestrough • Gutter Protection

SERVING MUSKOKA, PARRY SOUND & HALIBURTON REGIONS SINCE 1976

*Embrace Your Exterior!* Supply • Install • Cash & Carry







1 HUCKLEBERRY'S

**Pennants**  
Fly a flag at your favourite summer spot with a handcrafted, felt pennant, designed and stitched in Canmore, Alberta. Find them among a curated collection of home and cottage products available at this popular shop on the shore of Georgian Bay.  
14 Bay St., Parry Sound  
705.746.2799 | huckleberrys.ca

2 HILLTOP INTERIORS

**Dinnerware**  
Comedian, actress and television host Ellen DeGeneres inspired this cobalt blue chevron dinner set by Royal Dalton. Ideal for casual summer dining, this ceramic dinner plate, side plate and mug are available with mixed sets of four Blue Love plates.  
1150 Hwy. 141, Rosseau  
705.732.4040 | hilltopinteriors.com

3 UP RIVER TRADING CO.

**Season Openers**  
Brass bottle openers with a nautical theme will pop favourite brews and other liquid refreshments on the cottage dock or in the boathouse this summer. The tray is made of recycled glass in Spain.  
211 Highland St., Haliburton  
106 Bobcaygeon Rd., Minden  
705.286.1015 | facebook.com/UpRiverTradingCo

4 BROWN'S APPLIANCES

**Retro Style**  
Add a vintage vibe to your kitchen with Italian-designed retro appliances in a range of colours. Toasters, coffee makers, juicers, kettles, mixers, blenders and espresso coffee machines by Smeg are available in pink, blue, green, cream, red and black.  
108 Maple St., Port Carling  
705.765.5700 | brownsappliances.com

5 EAT

**Tasty Stuff**  
Muskoka-made serving boards in maple, cherry or walnut will enhance the artisanal cheeses and cured meats sold at this downtown Minden shop. It carries Edilicious cheese appetizers and sauces as well as taste treats such as beetroot and orange chutney, pomegranate molasses and Seedlip spirits.  
8 Milne St., Minden | 705.702.0208  
facebook.com/eatminden


6 VERANDA

**Rocker**  
Made of solid hardwood in North Carolina, this rocking chair is finished in Haint Blue, a colour often used on porch ceilings in the southern United States. The rocking chairs are available in a variety of colours, including green, red and yellow. The feather-filled pillow is Canadian-made.  
22-24 Manitoba St., Bracebridge  
705.645.6451 | verandacollection.ca

Continued on page 24



7



8



9



**7 THE CORNER CABINET**

**Chipmunks**  
A charming little rodent enjoys a coffee break in this photo captured and printed on tumbled marble by Jan Novak and Tamara Searce of JDN Photography Canada. Their wildlife and landscape images from across Georgian Bay and Muskoka are available as marble coasters, trivets and wall art.  
3 Manitoba St., Bracebridge  
705.645.2810 | [cornercabinet.ca](http://cornercabinet.ca)

**8 THE ETHEL CURRY GALLERY**

**Glass Art**  
Always in season, this whimsical bass, crafted by stained glass artist Tom Green, is an angler's delight. Working in a century old schoolhouse, known as Glass Eagle Studios, Green creates window art, lamps, custom work and restorations. The Ethel Curry Gallery hosts an excellent sampling of his work.  
94 Maple Ave., Haliburton  
705.457.9687 | [theethelcurrygallery.com](http://theethelcurrygallery.com)

**9 RED CANOE GALLERY**

**Quill Boxes**  
Lifelong artist and former prop maker at the Stratford Festival Theatre, Audrey Pawis combines inspiration from nature with traditional knowledge to craft her tiny boxes of porcupine quills, sweetgrass and birch bark.  
111 Medora St., Port Carling  
705.765.7474 | [redcanoegallery.com](http://redcanoegallery.com) OH



**ISLANDER ADVENTURE TOURS**  
PARRY SOUND




Venture off the beaten track this summer with your friends and family! Join us for exciting lunch tours to amazing island restaurants like Henry's and to beautiful Huckleberry Island for guided walks with a Georgian Bay Biosphere Naturalist. **BOOK EARLY!**

[WWW.ISLANDQUEENCruise.COM](http://WWW.ISLANDQUEENCruise.COM)  
PH 1(800)506.2628 | TOWN DOCK | PARRY SOUND, ONTARIO



THE  
**BOATHOUSE**  
CLOTHING AND GIFTS



**ENJOY YOUR SUMMER IN *Olukai* FOOTWEAR**

ROOTS GEORGIAN BAY CLOTHING • WALLAROO SUN HATS • SUN BUM SUNSCREEN  
COSTA SUNGLASSES • MOCCASINS • KAWARTHA ICE CREAM • OLUKAI SANDALS & FOOTWEAR

FIND US IN THE ISLAND QUEEN CRUISE BUILDING | 9 BAY STREET | PARRY SOUND



**NIGHTSCAPES**  
OF MUSKOKA

PEACEFUL AMBIANCE THAT WILL ILLUMINATE YOUR MEMORY-MAKING FOR YEARS TO COME

1 705 801 5155 [WWW.NIGHTSCAPES.CA](http://WWW.NIGHTSCAPES.CA)



**HUCKLEBERRY'S**  
HOME & COTTAGE

**ENJOY YOUR SUMMER IN ONTARIO MADE MUSKOKA CHAIRS**



PATIO FURNITURE • FIREPITS • QUILTS  
TABLETOP • RUGS • GIFTS • PINE FURNITURE

Town Dock | 14 Bay Street | Parry Sound | Shop online at [www.huckleberrys.ca](http://www.huckleberrys.ca)

Free deliveries to local marinas



good taste

# Homemade APPLE CIDER

RECIPE AND PHOTOGRAPHY  
JENELLE MCCULLOCH

A classic fall favourite. This homemade apple cider is the ideal way to use some of those freshly picked apples.

## INGREDIENTS

10-12 apples, cored and quartered  
2 oranges, peeled and quartered  
Cinnamon stick  
4 whole cloves  
8-10 cups water

## DIRECTIONS

Place apples, oranges and spices into a stock pot. Add water until the fruit is covered.

Simmer over low heat for 2 hours.

Mash fruit and simmer for another hour.

Strain through a fine mesh strainer or cheesecloth.

Reheat to serve. **OH**

online

Get more recipes at  
[ourhomes.ca/mag/cook](http://ourhomes.ca/mag/cook)



DOWNSVIEW  
KITCHENS  
AND FINE CUSTOM CABINETRY



Visit our website: [www.downsviewkitchens.com](http://www.downsviewkitchens.com)



The Downsview cabinetry collection is custom crafted in North America and available through select kitchen design showrooms  
**DOWNSVIEW KITCHENS 2635 RENA ROAD, MISSISSAUGA, ON PHONE (905) 677-9354**



# COOL

## ENERGY SAVING *Tips*

STORY **KATHLEEN DUNCAN** | ILLUSTRATION **SHEILA BRITTON**

**SUMMER'S** longer days and irresistible pool decks can also bring the sting of pricey air conditioning. The experts at Sustainable Buildings Canada (SBC) have come up with 10 tips for avoiding a sunburned wallet this year.

SBC is a Canadian non-profit advancing "the environmental and energy performance of the built environment." Its executive director Michael Singleton and board director Larry Brydon suggest homeowners balance old-school wisdom and eco-friendly practices to optimize savings.

**1 AVOID THE DEEP FREEZE**  
Set the thermostat a little higher than the standard 22°C. Michael suggests 26°-27°C instead. "You know how you go into a mall in the summer and it's freezing? There's no need for that."

**2 PAY ONLY TO PLAY**  
"Turn off the air conditioner when you're not home." It may seem obvious, but Michael says many people forget. Programmable thermostats can automate the change for regular outings, like going to work.

**3 CALL ON MOTHER NATURE**  
Open the windows at night when it's cooler outside, and close them by lunchtime when it's cooler inside. Taking advantage of cross-ventilation by opening two or more

windows in a room or house can be particularly effective. "That's free cooling," adds Michael.

**4 CREATE A WIND CHILL**  
Overhead fans generate a cooling breeze and use the same amount of electricity as a 75-watt light bulb, according to Michael. "Put them on counter clockwise and get the air moving." Again, he reminds homeowners to turn all fans off when not at home.

**5 LANDSCAPE STRATEGICALLY**  
"It's most effective to shade from the exterior," Larry says. On the west side of a house, where the sunshine is most intense, he advises planting a maple tree. Not only will it help in summer, but in winter it'll drop its leaves and let the sun shine through for additional heat.

**6 BE AN INFORMED CONSUMER**  
Air conditioners are ranked based upon their Seasonal Energy Efficiency Ratio (SEER) between 13 (the current minimum) and 21. "A 16 to 18 is fine," Larry advises. "Or purchase an Energy Star if you don't want to bother with SEER."


**7 KEEP A SUMMER CHECKLIST**  
Larry's list starts with checking and replacing filters. An annual cleaning and inspection will extend an air conditioner's lifespan by ensuring all parts work and air flow is uncompromised.

**8 PUT THE FIRE OUT**  
Check gas fireplaces and turn off any standing pilot lights. This task also made Larry's checklist. Although these pilot lights were more common 10 years ago, many are still in operation and give off the equivalent heat of a big candle, he warns.

**9 TURN DOWN THE HUMIDISTAT**  
Adding moisture to dry winter air can keep wooden floors from buckling and cabinets from warping, says Larry, but it's unnecessary in summer. If the humidifier continues to run all summer, cooling appliances have to work harder.

**10 REPLACE INCANDESCENT LIGHT BULBS**  
Cool compact fluorescent lamps or lights (CFLs) and light-emitting diode bulbs (LEDs) save money in two ways, Larry reminds. First, they draw less electricity than their incandescent cousins, which has an immediate impact. Second, they don't produce heat that air conditioners have to remove.

When it's lovely outside, that's a good place to be. Outdoor cooking and living can lower the heat generated inside and the need for expensive cooling options. A final option: when it gets too hot, you can always grab a jacket and head to the mall. **OH**



**EST. OVER 30 YEARS 1989**

**QUALITY • INTEGRITY • PRIDE**

Blown-In Attic, Wall & Cathedral  
Fibreglass Insulation | Polyurethane Spray Foam  
Insulation Removal  
Retrofit Insulation | Fireproofing

**HUNTSVILLE**  
**705.789.1962**  
**1.800.461.5672**  
**www.thermosealinsulation.ca**

Sales . Installation . Service

**KNOWLES PLUMBING**  
Muskoka's Bath & Plumbing Centre

**BATH & KITCHEN SHOWROOM**  
Serving all of Muskoka

279 Manitoba Street, Bracebridge  
705.645.2671 • KnowlesPlumbing.com

@MuskokaBath



**We STUDY**  
*the area you want to  
create a space in.*

**We CREATE**  
*a plan with a variety of  
options for your selection.*

**We BUILD**  
*the space of your dreams.*

**705.754.5228**  
jbaconcce@gmail.com

1340 Barry Line Road  
Haliburton, Ontario K0M 1S0

**cranberrycove.ca**



**BUNKIES \$ FIREPITS \$ DOCKS \$ WALKWAYS**  
**PATIOS \$ WALLS \$ STEPS \$ STACK WALLS**





online Get more recipes at [ourhomes.ca/mag/cook](http://ourhomes.ca/mag/cook)

# Chocolate CINNAMON Knots

RECIPE AND PHOTOGRAPHY **JENELLE MCCULLOCH**

A NEW TWIST ON ONE OF YOUR FAVOURITE  
DESSERTS. SLATHER WARM KNOTS WITH  
CREAM CHEESE ICING!

## DOUGH

### INGREDIENTS

¾ cup milk, warmed  
2-¼ tsp active yeast  
¼ cup white granulated sugar  
1 egg + 1 egg yolk, room temperature  
¼ cup unsalted butter, melted  
3 cups all-purpose flour  
½ tsp salt

### DIRECTIONS

Place warmed milk (110-115°F) in the bowl of a stand mixer and sprinkle yeast on top. Yeast will begin to bubble/foam as it activates. If not, your milk was too cold or hot.

Once foamy and dissolved, add sugar, eggs and butter and mix with a spatula until combined.

Add flour and salt and stir until a dough begins to form.

Transfer bowl to the stand mixer fitted with the dough attachment and knead for 8-10 minutes on medium speed.

Transfer the dough to a large, well-oiled bowl and cover with plastic wrap and a towel.

Let rise for 1.5 hours or until doubled in size.



## FILLING

### INGREDIENTS

¼ cup butter, softened  
1 Tbsp brown sugar  
1 Tbsp cocoa powder

### DIRECTIONS

Combine butter, sugar and cocoa powder in separate bowl.

## ICING

### INGREDIENTS

¼ cup unsalted butter, softened  
¼ cup cream cheese, softened  
½ cup powdered sugar  
½ tsp vanilla extract

### DIRECTIONS

In the bowl of a stand mixer, cream together butter and cream cheese.

Mix while slowly adding powdered sugar and vanilla.

## ASSEMBLY

Roll dough into a rectangle that is ¼-inch thick.

Spread filling over dough.

Fold dough in half.

Cut dough into 1-inch strips.

Twist each strip and tie them into knots. It's okay if they're not perfect!

Place knots on a baking sheet and loosely cover with a layer of plastic wrap and a towel.

Let rise again for 30 minutes before baking in a preheated 350°F oven for 12-15 minutes.

Ice and enjoy! **OH**

**NORTHERN IRON**  
LIGHTING • FURNITURE • SCULPTURE • DESIGN

EST 1995  
HANDCRAFTED IN CANADA

705.735.4414  
740 Huronia Rd. Unit 8, Barrie, ON L4N 6C6  
[northerniron@bellnet.ca](mailto:northerniron@bellnet.ca) | [www.northerniron.ca](http://www.northerniron.ca)

Canadian Manufacturer of Artisan Lighting,  
Furniture and Metal Art

f t i

**WOOD FINISHING & REFINISHING SERVICES**  
RESIDENTIAL • COMMERCIAL • COTTAGE

**MUSKOKA**  
WOOD FINISHING  
A DIVISION OF THE FINISHING SHOP INC.

Contact Us  
About Your Next Project  
**705-769-2222**  
[muskokawoodfinishing.com](http://muskokawoodfinishing.com)

Twitter Facebook LinkedIn

Authorized retailers of:

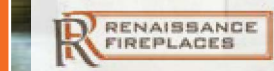



705.645.1575

1080 Taylor Court,  
Bracebridge ON

[thefirewithinmuskoka.ca](http://thefirewithinmuskoka.ca)

For over 20 years



### Renaissance Rumford 1000

As Seen In The Featured Home In This Issue.



### Enviro C44

As Seen In The Featured Home In This Issue.

### FULL INSTALLATION INCLUDING

Stone Finishing  
Sales • Service • Finishing  
Fireplaces • Stoves • Inserts  
Outdoor Furniture • BBQs • Fire Pits  
Outdoor Kitchens



# MUSKOKA *coastal*

Their newly built cottage on Lake Muskoka was a blank canvas for Kathryn and Michael McKendry.

STORY **WALTER FRANCZYK** | PHOTOGRAPHY **SANDY MACKAY**



They finished and furnished their lakehouse in a tranquil palette of blues, greys and whites. “We wanted something that would be very comfortable, a place where the whole family could gather and friends could visit,” says Michael. Its natural setting, high among the trees, overlooking tiny islands dotting the lake, sold them on the property. “It was just a beautiful view,” he says.

The couple bought the lake house last fall and promptly began applying their own

finishing touches – window treatments, bath fixtures, lighting and furniture for the five bedrooms, five baths and living areas. “It was kind of a daunting task but the goal was to get the place feeling like a home by the summer so we would be able to move up there and have a full season,” says Kathryn. “We want it to be very welcoming, but not fussy. When you walk in, my hope is you feel relaxed, at ease with the space.” *Continued on page 34*



The McKendry family's new boathouse, with dock chairs from the Indian River Trading Company, links cottage life with Lake Muskoka. **OPPOSITE:** On the upper level of the boathouse, the front door opens to a balcony over the lake.





The couple had renovated several homes before, but this was their first cottage, a place they wanted to feel different from their country home in Caledon. They enlisted the professional help of decorator **Tary Roossien**, owner of **Urban Rustic Living**. Within days of their first meeting, Tary presented them with a layout and design options that kept their wish list and budget in mind. “It was a collaboration,” says Kathryn. “They used a computer program to understand, before we even purchased the furniture, how it was going to work in the space.”

Working with Tary was easy, says Michael. When they visited her store in Huntsville they instantly connected with Tary and the furnishings in her store. “It just felt like home,” he says. “At one point, it was as simple as saying what you have right here is exactly what we want.”



**ABOVE:** Hardscapers Colton Ashenden, Jon Robertson and T.J. Coles, from Northway Gardeners Ltd., pause while finishing the lakefront granite stairs and patio. **RIGHT:** A wood burning fireplace from The Fire Within helps give the cottage living room an inviting atmosphere. **BELOW:** The stylized shamrock shape of the living room chandelier hints at the family’s Irish roots.



**TOP:** A well-furnished deck across the cottage front provides a great view of the cruise ships that ply the lake. **ABOVE:** A comfy bench seat, with lots of storage below, occupies a boathouse dormer. **RIGHT:** Pillows and accessories reflect a nautical theme in the boathouse.



Michael and Kathryn stayed at the cottage almost every weekend during the winter. They snowshoed on the frozen lake, around nearby islands, sometimes on five-kilometre treks, returning to the warmth of their wood-burning fireplace, installed by **The Fire Within**.

This will be their first summer at the lake house. Youngest daughter Tara has a summer job at Walker’s Point Marina. Kathryn expects Tara will commute to work on one of the family’s Sea-Doos. Daughter Kaylin loves daybreak at the cottage on a pedal boat. “I imagine Kaylin and I will wake up every morning and do that,” says Kathryn. “It’s such a great time in the morning. Usually, it’s still with not a lot of boat traffic.” *Continued on page 37*





A delicate tiered chandelier shines evening light in the Muskoka room.

Chrome accented, tufted leather stools complement gleaming lamps above the kitchen island.


**RIGHT:** The dinner table is custom-built so it can be expanded for large groups. **BOTTOM LEFT:** Decorative paddles ornament the boathouse entrance. **BOTTOM RIGHT:** Multi-functional hall benches can be moved to provide extra seating when needed in other parts of the cottage.

A friend dubbed their cottage *Caisleán ag loch*, Irish for Castle on the Lake. Its foyer opens to an inviting, intimate living room, the lake visible through glass doors and windows. "As soon as we come in the door there's a peaceful feeling that comes over you," says Michael. "It's relaxing."

Just off the living room, the lake view continues across the kitchen and its island breakfast bar with chrome and grey leather stools. A custom-made dining table, designed to extend for large dinner gatherings, connects the kitchen with the home's unique Muskoka room. **Cutting Brothers Inc.** built the cottage, borrowing Cape Cod style elements, with large dormers facing the lake and a towering Muskoka room that ascends more than two storeys. This room, where the couple play board games with their daughters, gather with friends and enjoy drinks, is one of Michael's favourites. A chrome chandelier, tiered with rings of tiny lights, from **The Lighthouse Design Centre**, illuminates the tower. **Ultra Electrical Solutions** installed the light fixtures, carefully selected for every space in the home.

On one end of the main floor, a guest room has its own entrance to the front deck where white Hockley Adirondack chairs, chosen for their comfort and contemporary look, contrast with the custom blue exterior siding. The master bedroom, furnished with a custom-made fabric bed and wooden night stands, blending modern and rustic styles, is on the top floor. It has a private balcony overlooking the lake. Kaylin's room is fitted with a white-painted vintage Celtic bed, whitewashed dresser and night stand. The ground floor, a teenagers' haven, has a large living room, propane fireplace and wooden Canadiana furniture that Michael made early in the couple's marriage. This floor also has two bedrooms, including one with queen-on-queen bunk beds. "It's fabulous," says Kathryn.

*Continued on page 39*







A stained glass Celtic knot adorns the mantel of the propane fireplace in the ground floor living room. Michael made the black wooden console in the corner. He used hockey sticks and pucks to build the Canadian flag.



Paddles keep time as the arms of the Muskoka room wall clock.

“It’s a great bedroom because it has its own en suite, but it allows us to have flexibility, should we have family come up. One family can stay in that room and it’s quite a comfortable space.” Below the stairs is a gated doggie hotel with comfy beds for their two dogs, chocolate and golden yellow Labrador retrievers. Every bedroom in the house has an en suite bathroom.

**Window Quilt Muskoka**, directed by owner **Ann Vail**, installed window treatments throughout the cottage and boathouse. “She’s so professional to work with, I would recommend her highly,” says Kathryn.

Tary describes the home’s style as a contemporary and coastal mix. Each piece of furniture was carefully planned. “We chose every piece to fit the space perfectly,” she says. “They gave us the time and we worked together.” Tary’s team strived to make the furniture multi-functional. “Versatility was the key, being able to adapt to different circumstances and different gatherings,” she explains.

**Ambient Designs** designed and installed the home’s audio-video system, including televisions, security cameras and high-tech lock boxes.

*Continued on page 42*



A sectional sofa from Urban Rustic Living provides comfortable and inviting seating on the home’s lower level. **LEFT:** Framed wine corks from Tara’s business, Puck ‘N Prezzie, reflect the family’s travels to Napa, Italy and Latin America.





*With a high vaulted ceiling, the master bedroom has a private, glass-sided balcony that overlooks the lake and nearby islands.*

# URBAN RUSTIC LIVING



FURNITURE    LIGHTING    HOME DÉCOR



7,000 Square Foot Showroom  
Complete Design Services

WWW.URBANRUSTIC-LIVING.COM | WWW.THELIGHTHOUSEMUSKOKA.COM  
15 MAIN ST. WEST | 705.788.2612 | HUNTSVILLE, ON





In the two-storey, single-slip boathouse, they used deeper blues to furnish and decorate the upper floor. Pillowy window benches, bathed in natural light, flank one end of the space. At the front of the boathouse, a sectional sofa and armchairs face the walkout to a balcony over the water. **Northway Gardeners Ltd.** linked the cottage and boathouse with landscaping, cascading stone steps and a patio sculpted of granite from **McFadyen's Stone Quarry**.

With Lake Muskoka connecting with Lake Rosseau and Lake Joseph, the McKendrys expect to enjoy boating adventures this summer. “We wanted to be on a big lake,” says Kathryn. Michael predicts summer will be his favourite season here. “We’re getting to know the place and getting to know the lake,” he says. “It will be fun exploring and enjoying time, friends and family up here.” **OH**

**TOP LEFT:** An image of silky Icelandic ponies enhances the tranquility of this guest room. **ABOVE:** Monogrammed towels drape the soaker tub in the master bedroom's en suite bathroom. **LEFT:** A clean white look extends to the stairs and balusters.

# WINDOW QUILT MUSKOKA

*Serving Muskoka, Parry Sound and surrounding areas for over 30 years!*



SUNSCREEN - BLOCK THE SUN NOT THE VIEW!

Interior Shades with Sun, Privacy & Blackout Options • Vinyl & Wood Shutters  
Insect & Weather Screens • Retractable Canopies • Phantom Screen Doors  
Security Shutters • Motorized Options Available



INSECT SCREENING



SECURITY ROLL SHUTTERS

VISIT OUR SHOWROOM by appointment – 102 Lindgren Road West, Huntsville  
COMPLIMENTARY ON-SITE HOME AND COTTAGE CONSULTATION  
No Charge Installation By Our Certified Installation Technicians

705.789.1236

windowquiltmuskoka.com

HunterDouglas



## LOCAL SOURCE GUIDE

- Ambient Designs
- Chervin Kitchen & Bath
- Cutting Brothers Inc.
- Fixtures • Indian River Trading Company • Urban Rustic Living • McFadyen's Stone Quarry • Window Quilt Muskoka • Northway Gardeners Ltd. • Shorefire Creations • The Fire Within
- The Lighthouse Design Centre • Ultra Electrical Solutions





design ideas

TREAT  
YOUR

WALLS

STORY TAMARISK MCNALTY STEPHENS

Painted drywall is the traditional interior wall finish in new home builds and renovations. However, there are countless alternative materials and finishes for walls that can create a significant visual impact while also defining your style. Here are seven wall treatments and the areas of your home you might want to splurge on for the best investment.



## 1. WALLPAPERS OR WALLCOVERINGS


**Material:** Rolls or sheets of grasscloth, paper, cellulose or vinyl. Whether foil, flocked, embossed, block printed or textured paper, there is an endless selection of patterns and colours.

**Installation:** It is generally recommended to hire a professional, but if you're up for a challenge, do-it-yourself types often hang their own paper. Ensure you do the proper prep work – plot out the install, level everything, smooth the surface, have all the tools required and know whether you have a pre-pasted wallpaper or if you require an adhesive. Always check the pattern repeat, as it will affect the coverage provided per roll.

**Pros:** Natural fibres breathe and add an element of Mother Nature to the space, while vinyl is highly durable, stain and moisture resistant, colourfast and scrubbable. You can completely change the overall look and feel of a space with a wallcovering.

**Cons:** Natural fibres are more delicate, less scrubbable and more susceptible to sun fading. Vinyl cannot breathe. If selling is in your immediate future, perhaps give wallpaper a pass as some potential buyers can be hesitant.

**Application:** An entire room or a simple accent wall. Powder rooms are a great place to try out a bold print.



## 2. TILE

**Material:** Porcelain, ceramic, slate, limestone, glass, mosaics, cement encaustic or marble.

**Installation:** Professional installation is generally recommended. Labour cost will vary depending upon size and style of tile and design of pattern and layout.

**Pros:** Easy to wipe up and clean, durable finish, waterproof when installed correctly.

**Cons:** Cleaning grout lines. Natural stones require a sealant to be applied a couple of times per year, or more frequently depending upon use and exposure.

**Application:** Great for bathrooms, powder rooms, kitchen backsplashes or fireplaces.

## 3. BARN BOARD

**Material:** Weathered boards, generally but not exclusively sourced from a barn.

**Installation:** Can be a DIY project with the proper tools.

**Pros:** Texture, visual interest, improved durability of walls in high-traffic areas. Provides a natural, rustic aesthetic. Commonly planks are installed horizontally but can be used to create various patterns such as herringbone.

**Cons:** Can collect dust.

**Application:** Great for accent walls, mudrooms or laundry rooms.

Continued on page 46

# The Future of Connected Dwellings Today

Ready to step into the world of home automation? We can help. From lighting and climate control to audio and home theatre.

Audio / Video Systems | Home Automation | Ambient Environment



ambientDesigns  
dwell connected

smart homes, audio, video

ambient-designs.ca

705.645.0857 / 705.706.7266

info@ambient-designs.ca

take back  
your  
weekends

Let Norstar  
show you how!



norstarexteriors.com

705.645.8404 | 800.732.0158

ROYAL Building Solutions  
A Westlake Company

Learn more at royalbuildingsolutions.com



CELECT® Cellular Composite Siding by Royal® gives you everything you want. And so much you never thought you could have. CELECT exudes seamless beauty, weather defiance, maintenance freedom and unlimited home design possibilities.

Siding • Roofing • Soffit • Fascia • Decking • Eavestrough • Gutter Protection

SERVING MUSKOKA, PARRY SOUND & HALIBURTON REGIONS SINCE 1976

Embrace Your Exterior! Supply • Install • Cash & Carry





4. SHIPLAP

**Material:** Typically either long planks of MDF or a paint-grade poplar, installed horizontally. Traditional shiplap has a special rabbet or notch cut on the long edges of the boards to aid in spacing.

**Installation:** Can be a DIY project with the proper tools.

**Pros:** Texture, visual interest, improved durability of walls in high traffic areas. Typically white, but shiplap can be painted any colour you desire. Gives a farmhouse or coastal vibe.

**Cons:** Can collect dust.

**Application:** Great for accent walls, mudrooms or laundry rooms.



5. WAINSCOTTING OR APPLIED TRIM

**Material:** Tongue-and-groove wainscoting, bead board, board-and-batten and traditional applied-panel details are available in wood or MDF.

**Installation:** A trim carpenter is generally recommended however, depending upon the complexity of the installation, an avid DIYer can attempt with the proper tools.

**Pros:** Instant character and charm to a room, adds an element of elegance, great texture for visual interest and is more durable than drywall.

**Cons:** Can collect dust, can be costly depending upon species of wood selected and installation method for desired aesthetic.

**Application:** Dining rooms, dens, bedrooms or hallways.

*Natural or manufactured stone can provide a good return on investment.*

6. STONE OR BRICK VENEER

**Material:** Natural or manufactured stone and brick, generally sold in pieces by square foot or in sheets.

**Installation:** For masonry work, hiring a stonemason is recommended. Labour cost will vary depending upon the stone and method of installation. Sheet veneers can generally be managed by the average DIYer.

**Pros:** Strong visual impact. Can provide good return on investment. Non-combustible and available in a wide variety of styles and colours.

**Cons:** Can collect dust. Manufactured stone veneer products are formed and often a repeating pattern will emerge. With a natural material every piece comes from the earth and has its own uniqueness but requires cutting and fitting.

**Application:** Focal walls or fireplaces.



7. PLASTER

**Material:** Clay, lime, Venetian, gypsum or tadelakt plaster each has its own pros and cons.

**Installation:** Professional trowel installation recommended. Pre-planning is required to ensure proper backing is installed as some plasters require wire mesh or blue board, while clay plaster requires a primer with added sand for adhesion.

**Pros:** Beautiful, timeworn aesthetic adds a depth and luminosity to walls that is impossible to achieve with paint and drywall. Plasters are generally more durable than drywall. Generally sanding is not required and therefore dust is limited at time of install. All-natural materials and low VOCs.

**Cons:** Costly and time-consuming to install.

**Application:** A splurge for rooms you'd really like to highlight. For tadelakt, use it in areas that require waterproofing (showers or perhaps a kitchen or bath backsplash). OH

red canoe gallery

Large Original Paintings

Hand made wood bowls,  
pottery, jewelry & sculpture

100% Canadian

2 6 Y E A R S

111 Medora St. (Hwy 118 West.)  
Port Carling, Muskoka  
705 765 7474  
www.redcanoegallery.com

Open seven days a week  
(parking at rear)



Paul Garbett, encaustic 72" x 45"



muskoka lakes  
CONSTRUCTION

705.687.8370

COTTAGES + BOATHOUSES  
DESIGN - BUILD - RESTORATION

— muskokalakesconstruction.ca —



PHOTOGRAPHY WALTER FRANCZYK

# EVERYTHING *Home*



Susan Mattucci and son Mike Mattucci.

**THE PLACE:** Enjoying its third summer in downtown Haliburton, **Lockside Trading Company** continues its long-standing tradition as a place for family and friends to shop, browse and meet. The cottage-country store on Highland Street mirrors the original Lockside shop, owned and operated by Susan Mattucci and son Mike Mattucci, at Young's Point. Thousands of people have visited the original store, housed in the old lockmaster's house on the Trent Severn Waterway.

**THE PRODUCTS:** Lockside Trading offers a mix of home décor to help create a warm and inviting atmosphere in which to sit back, relax and entertain. Selections are in constant change throughout the seasons, offering a multitude of choices in quality furniture, lighting, home accessories, mattresses, bedding and giftware. The stores also carry Hunter-Douglas window treatments and floor coverings.

**THE SERVICE:** Lockside offers personal service throughout the shopping experience, from buying the right light to helping with turnkey projects. Its interior design service, complimentary with the purchase of furniture and lighting, includes in-store and on-site consultations, room layout, colour



and fabric selections. It covers everything for homes, cottages and commercial spaces.

**THE STYLE:** With an extensive and eclectic selection of products, the store caters to customers on any budget, in any location, with any look or style.

**TRENDS:** "Lots of different textures," says Susan. That look includes textured lamps, pillows and ottomans. "The natural look is coming back," says Mike.

**FAVOURITES:** "We promote Canadian-made furniture," says Mike. Lockside specializes in custom Canadian-made products. "We try to keep it local because we know it's important. We buy locally as much as we can. We make sure everything is good quality and at a good price point."



**GET THERE:**  
212 Highland St., Haliburton | 705.457.5280  
2805 River Ave., Young's Point | 705.652.3940  
lockside.com **OH**





# 10 WAYS to add VINTAGE STYLE to your home

Gargantuan mahogany dining sets. Towering armoires. Royal Doulton figurines, anyone? If items like this aren't your thing, you're not alone. As the *New York Times* recently reported, thanks to today's small homes and pared-down aesthetic, the market for traditional antiques has shifted sharply in the last two decades.

"As far as decorating, I think we're contemporary," confirms Marlene Cook, owner of the Sunday Antique Market in Toronto. So, why is thrifting all the rage? And why are markets like Marlene's still mobbed on any given weekend? Marlene says that while her urban hipster shoppers give certain items a pass – yup, those dark old furniture suites – they love to snap up quirky vintage and antique pieces from savvy sellers.

Yet the mindset has really changed. "Some people are thinking about upcycling and recycling," she says. "When you buy something from a market like mine or somewhere else, it doesn't go to landfill." Today's buyers also want quality craftsmanship, and investment potential. Above all, says Marlene, rather than rooms stuffed with antiques, buyers want single pieces to inject interest into modern interiors. "It could be a really great piece someone has seen in a magazine. Here they can buy the original. It doesn't have to be a reproduction."

Beyond the actual goods, Marlene says the market experience itself – communal, hands-on, revelatory – is another huge draw today. "People get to talk to our vendors, they can get to shop and touch it and feel it, and see the vibrancy of the colours," she explains. Vendors can also tell you about an object's history, she says, meaning buyers are likely to take home a story along with their fab finds.



1

## HERE'S OUR LIST OF MUST-HAVES FOR 2019:

### BOTANICAL AND FLORAL PRINTS

Bring the outdoors in with framed antique prints. Marlene says, "We had a book dealer with beautiful botanical prints and prints of birds from the mid-1800s and they just sold like hotcakes!"

Ready to dive into the happy chaos of your local antique market and find some deco treasures of your own? Looking for inspiration, we asked a couple of pros what's flying off the shelves these days.



2

### FULL-COLOUR VINTAGE MAPS, GLOBES AND TOYS

Often featured in high-end design magazines, buyers love using these items to add interest to kids' rooms.



6

### STERLING SILVER CUTLERY

While you can buy electroplated pieces for a song, pricier sterling silver cutlery elevates any table and is in high demand.

### VINTAGE VINYL LPs

Whether for display or listening pleasure, at the St. Jacobs Antique Market, manager Patrick Gilkes says, "Records are still the number-one seller right now."

3



7

### DISPLAY PIECES

From typewriters, to vases and sculptures, people are buying vintage objects that they can display.



4


### TEA CUPS & DISH SETS

Want to add superb quality and vintage wow factor to your table? Patrick says, "Entire dish sets are constantly selling, especially around holidays and Thanksgiving."

8

### MID-CENTURY ANYTHING

Vases, coffee tables, credenzas – sellers say the demand for well-designed mid-century pieces remains strong.



9

### EARLY ASIAN PIECES

Better-quality antiques, including pottery, are very popular.

10

### VINTAGE HARDWARE

It's a fantastic way to transform generic furniture, and dealers see many people hunting for hardware, particularly handles and drawer pulls. **OH**



### GLASSWARE

Whether funky cocktail glasses, colourful goblets or delicate stemware, Marlene says glassware sets are hot. "That's something anyone can buy for a party."



# HYDRANGEA *love*

STORY **MELANIE REKOLA**

*I'VE BEEN HAVING A NOT-SO-SECRET  
LOVE AFFAIR WITH HYDRANGEAS FOR  
MORE THAN 20 YEARS.*

These beautiful, classic shrubs look great in traditional gardens, mixed gardens and modern gardens. There are so many luscious varieties, but over time (and through trial and error) my tastes have changed. Here is my tried and true list, including straight talk on all the popular varieties and the toughest, best of the best!

The name hydrangea stems from the Greek word for water, hydros and jar, angos, and more than hints at the constant moisture required to keep these plants happy, healthy and blooming. Their long-lasting blooms are not actually flowers, they are actually flower bracts, which explain their very long flowing cycle.

## **PANICLE TYPE** (*HYDRANGEA PANICULATA*)

These are the hearty types with strong woody stems and panicle-shaped flowers that bloom reliably from mid- to late-summer, well into fall. They don't require as much watering as the fancier types and don't require staking. They bloom on new growth each year so no need to worry about a hard winter destroying tender buds. In colder climates like ours these beauties take full sun but enjoy protection from the strong afternoon heat. They typically grow between three-to-eight feet but can be pruned to maintain height. Their leaves are dark green, oval shaped and turn shades of red/brown in autumn.

## **VANILLA STRAWBERRY**

The fragrant Vanilla Strawberry hydrangea takes a few years to really get growing but when it does – oh my – patience will be rewarded with huge, fluffy and creamy white blooms slowly fading to pink and white bi-coloured flower heads.

*Continued on page 54*



**WE HAVE REBRANDED**

**Lake of Bays**  
GARDEN CENTRE

Cut Flowers  
Home Decor • Ladies' Fashion  
Christmas Trees  
and much more!

Open year round for all your seasonal needs  
lakeofbaysgardencentre.com  
(formerly Dwight Garden Centre)

705.635.1696 • 2876 Hwy 60 in Dwight

**twig**

3137 Muskoka Highway 169, Bala  
705.762.4812  
twigmuskoka.com

**STEPHENSON CONCRETE**  
FLOORS - I.C.F. FOUNDATIONS  
FOOTINGS - STONE FIREPLACES  
General Contracting  
705.380.0068

For all your **CONCRETE AND MASONRY** needs.

And your local Zone Garage dealer  
**stephensonconcretemuskoka.com**

**MATTRESSES of muskoka**  
"Your Home and Cottage Mattress Centre"

**THE LARGEST SELECTION OF IN-STOCK MATTRESSES IN MUSKOKA**

**Premier Supreme by Marshall Mattress®**

6 Monica Lane, Bracebridge  
705.646.2557  
www.mattressesofmuskoka.com



gardening

QUICK FIRE  
(AND LITTLE QUICK FIRE)

Quick Fire hydrangea (as the name suggests) blooms earlier than all the others. The flowers open white and quickly turn to dark pink. Little Quick Fire is exactly the same except it grows only about four feet in height – great for small spaces.



BOBO

Bobo hydrangea is a dwarf panicle that is exceptionally floriferous. White blossoms turning to blush pink smother this small statured three-foot shrub.

LIMELIGHT AND LITTLE LIME

Yet another wonderful panicle type, Limelight hydrangea sports cool lime-green blooms. Little Lime hydrangea does too, in a smaller size.



SMOOTH TYPE  
(HYDRANGEA ARBORESCENS)

Sometimes called wild hydrangeas, these have gorgeous, round snowball blooms that last for weeks in mid/late summer. They are much more shade tolerant than the panicle types but bloom best with some morning sun. They flower on new wood and can be pruned to the ground or near ground level in late winter/early spring to encourage abundant blossoms. The leaves of arborescens are large, dark green, heart shaped, and thin.



ANNABELLE

Annabelle hydrangea is a well-loved classic hydrangea with tremendous staying power. It has large, pure white snowball blooms but they do tend to flop after a heavy rain. Peony rings work to keep them upright and are quickly hidden by their large leaves or you can prop them up with strategically placed dead branches.



INCREDIBALL

Incrediball hydrangea is exactly like Annabelle but with even more gargantuan white blossoms the size of basketballs!



CLIMBING  
HYDRANGEA  
(HYDRANGEA PETIOLARIS)

As the name advises, these hydrangeas are actually vines. Gorgeous white and fragrant lace-cap flowers cover this sturdy vine in June/July. Mid-green leaves turn yellowish in fall with pretty peeling bark. This is a slow grower that enjoys a shady spot but can grow 50-feet, so plant wisely.

BIGLEAF TYPE  
(H. MACROPHYLLA)

These include both lace-caps and mophead types and are sometimes called French hydrangeas. They have big, glossy leaves and have gorgeous pink, blue, purple or white blossoms and are the fancy kind coveted by many. I hate to be cynical and the bearer of bad news, but in our Ontario climate, this type of hydrangea will often produce lots of leaves, but blossoms can sometimes be a scarcity. Most varieties bloom on old wood, making the flower buds susceptible to killing winter temps, though there are some that flower on both old and new wood. Read below.

ENDLESS SUMMER

Endless Summer hydrangea and its offspring (The Endless Summer collection) bloom on old and new wood making them the most reliable of the bigleaf type for our climate. The blooms of the whole series are beautiful! Just be prepared; they are high maintenance and if you want to keep them blooming, you need to water them often and just the right amount. They need to be kept moist, but not have wet feet. Best of luck! OH

M•U•S•K•O•K•A  
FURNITURE





ROUGH SAWN BEDROOM

REFLECTING OUR MUSKOKA LANDSCAPE

[www.muskokafurniture.net](http://www.muskokafurniture.net)  
195 WELLINGTON STREET, BRACEBRIDGE | 705-645-8183

DISCOUNT GRANITE PLUS

CUSTOM STONE & QUARTZ COUNTERS | MOSAICS PORCELAIN | WOOD FLOORING & TILE  
Designer Custom Stone Countertops for Less



BEST  
PRICE  
PROMISE

Bring us another competitor's  
quote for the same project  
and we will beat it!

The Tile, Flooring & Design Co.  
705.315.TILE | [www.tileflooringdesign.ca](http://www.tileflooringdesign.ca)

Discount Granite Plus  
705.481.1236 | [www.discountgraniteplus.com](http://www.discountgraniteplus.com)

756 Huronia Rd, Unit 1, Barrie





# THE ULTIMATE

cottage selfie



STORY **CHARLENE PECK**  
PHOTOGRAPHY **SANDY MACKAY**

Long before his Huntsville cottage was complete, Dave McEwan was living the Muskoka waterfront lifestyle.

His decision to contract the project himself meant long days on his Lake Vernon property, waking up to the call of loons, breaking for lunch in a Muskoka chair on the dock and ending each fulfilling day watching the sun set over the lake, as he swept his work site. Saving on labour and contracting costs was a part of his reason to self-contract, but being a “hands on” person, Dave simply loves tackling a building challenge. He’d built an addition and detached garage at his home in Ayr, and found the end result gratifying. “Basically, I was the general contractor and I lined up the trades and picked out the finishes,” he explains. But this was his first cottage construction, and his largest project at 4,879 square feet. “I enjoyed the whole process,” he says. “Even though it was stressful, it was still enjoyable.” *Continued on page 58*



Built by Stephenson Concrete, the stone veneer fireplace glows in the McEwan family cottage. **OPPOSITE TOP:** A boat and Sea-Doos tempt cottagers with summer adventure on Lake Vernon. **BOTTOM:** Muskoka Roofing Company installed low-maintenance composite shingles.

“We built everything for the view. When you’re sitting on the couch, you actually feel like you’re in a boat house because you can’t see land. All you can see is water.”





The two-storey cottage has four bedrooms and an office, including a guest suite above the two-car garage. The full basement offers a lake-view gym, theatre room, games room and a temperature/humidity-controlled wine cellar capable of stocking up to 400 bottles.

Design objectives were achieved with a walk-out basement, a deck overlooking the lake and by maximizing windows on the lakeside. “We built everything for the view,” Dave explains. “When you’re sitting on the sofa in the great room you actually feel like you’re in a boathouse because you can’t see land. All you can see is water.”

Low maintenance features were a priority throughout, including landscaping. Most notable is the siding installed by **Muskoka Timber Mills**, which has a Timberthane polyurethane coating that gives the wood siding a protective shell and vibrant colour. Unlike latex paints, Timberthane coating makes it nearly impossible for water, sun and abrasion to affect the wood or colouring.

**ABOVE:** Potted geraniums add a flash of colour to the lakeside terrace. **ABOVE RIGHT:** Leather sofas in the great room are positioned for the lake view. **RIGHT:** Acrylic paintings of birch trees and autumn leaves by Maya Eventov flank the fireplace.



Keeping the design as rustic as possible was a priority. Visitors seem to appreciate the atmosphere. “They’ll say that for such a high end cottage, it doesn’t feel fancy. It feels comfortable,” Dave explains. “That was our idea.”

After ground breaking in October 2017, pouring the foundation in December and framing heading into 2018, Dave himself was a working fixture on site. By July, his wife Tricia, a teacher, and their two sons and daughter were able to join him for their summer vacation during that busy year.

“We did pretty much everything ourselves,” Dave recalls. “We did the window and door trim, installed the bathroom vanities and counters and the laundry cabinets. The list would be pretty long.”

*Continued on page 60*



**ABOVE:** Reclaimed hemlock stairs by The Stair Guy Inc. ascend to a loft that overlooks the great room. **LEFT:** Outdoor deck chairs provide a bird’s eye view of the front terrace and lake.





A wide wall of windows ensures the lake remains in sight for anyone working in the kitchen. **RIGHT:** HD Threshing Floor Furniture milled hemlock from an old barn to craft the dinner table. Muskoka Lighting Company furnished the iron chandelier. **BELOW RIGHT:** Wooden cabinetry gives a rustic look to this powder room.



xxxxxx  
Deviating from the popular white kitchen trend, the robin's egg blue ceiling plays off the nautical royal blue base of the eat-in island.  
xxxxxx

Electrician **Aaron Madill** from **Madill North Electric** in Novar was among the favourite tradesmen that Dave hired. “He was easy to deal with,” Dave recalls. “He’d show up when he said he would and was always really accommodating with any changes that came along.”

Tricia, who is passionate about antiques, helped Dave with the decorating, interior design, picking out artwork and all of the furnishings. They worked closely with **Simply Cottage** in Bracebridge, which supplied most of the furniture. Together, Dave and Tricia chose an array of soft neutral colours and did some of the painting themselves.

Money saved in labour allowed Dave to splurge on his wish list. Topping the list of above-standard expenditures is the 100-year-old reclaimed hemlock barn board flooring from **Northern Wide Plank**. In tandem, **The Stair Guy Inc.** sourced reclaimed hemlock and made the stairs, dovetailing their craftsmanship into rustic magic. **Muskoka Lighting Company** furnished light fixtures.

Scrimping on the roof wasn’t an option. The low maintenance composite shingle Enviroshake roof installed by **Muskoka Roofing Company** is guaranteed for 50 years, it doesn’t get the mould and mildew often plaguing cedar shakes and is fire resistant. *Continued on page 62*









### LOCAL SOURCE GUIDE

- ADT Security • Arctic Spas • Bromar Landscaping • Clark Custom Cabinets • Flatline Plumbing Solutions • Muskoka Framing Gallery • Gibson Sound & Vision • Golden Windows & Doors • Grand River Insulation • Greenhaze Landscape & Design • HD Threshing Floor Furniture • Madill North Electric • Mascone Tile • Muskoka Lighting Company • Muskoka Roofing Company • Muskoka Timber Mills • Northern Wide Plank • Orchard Design Studio Inc. • RD Mechanical • Renaman Contractors • Rolston Home Building Centre • Sheri's Living Large • Simply Cottage • Stephenson Concrete • TA Appliances • TJB Construction • Tampa Hall • Taylor Carpet One Floor & Home • The Stair Guy Inc.

**LEFT:** Double beds in this top-floor bedroom can sleep an entire family. **BELOW LEFT:** A serene autumn landscape, photographed by Peter Lik, lends tranquility to the master bedroom. **BELOW:** The loft offers a quiet space for reading or relaxing. **BOTTOM RIGHT:** The en suite bath holds a soaker tub and double sinks.



For a space *less ordinary.*

 **Bathworks**  
*Love Your Space* — bathworks.ca

516 Bryne Dr., Barrie, ON 705-722-4125



[www.facebook.com/Bathworks](https://www.facebook.com/Bathworks)



@Bathworks



Bathworks

Lately, he's had more time to relax and share pizza with friends and family, including his 75-year-old father-in-law Bert Kuntz who was always willing to come out and work on the cottage, even in -30°C temperatures. It's Dave's way of saying thanks to those who helped the project progress to completion.

Finally, he no longer thinks of his cottage as being a construction site. "It's a summer home, suited for year-round use, but we're only here in the summer right now," he says. "Too much hockey with kids right now, but down the road? Probably a retirement home, we'll see. I hate having to go back to the city." **OH**



# TAKING CARE OF BUSINESS

When it comes to excavating a basement, building a driveway, wiring a home and furnishing it, or fixing power equipment, our experts know it all.

PHOTOGRAPHY **WALTER FRANCZYK**



## AT HOME:

**Neighbourhood:** Seguin, in the country. **Favourite Space:** Outside near my tools. Fixing one of my vehicles. **Hobbies:** Off-roading and camping. I'm always the go-to guy in my family when something breaks. **Reputation:** If I bought something that didn't break I wouldn't be happy. **Projects:** A 2012 Chevy pickup, a 2001 Jeep Cherokee and three or four snowmobiles. **Favourite Meal:** I'm a killer for sushi, barbecue as well, that's a close second.

## HARLEY JANTZI

APPRENTICE SERVICE TECHNICIAN

Bobcat of Parry Sound

Parry Sound's Bobcat equipment dealership sells and rents a variety of excavators, loaders, utility vehicles and work machines. It offers an extensive selection of outdoor power equipment, including Stihl and Husqvarna chain saws and lawn mowers, trimmers, leaf blowers and safety equipment. It also deals in Honda generators, ATVs and Side-by-Side utility vehicles. Generators and water pumps are big sellers at this dealership. It has a full-service shop for ATVs, power equipment and compact heavy equipment and a new service van for on-site Bobcat service.

## AT WORK

**Current Project:** Repairing a Honda Side-by-Side pulled from the bottom of Georgian Bay. **Favourite Job:** Working on heavy equipment. **Goal:** Becoming a certified heavy equipment technician. **What Do You Enjoy:** I like being challenged. **Best Advice:** Maintenance. The biggest fault I see is a lack of greasing.

## KEVIN AT HOME:

**Neighbourhood:** Maple Lake in Orrville. **Favourite Room:** Our living room, looking out over the lake through big windows. **Hobbies:** Snowmobiling, boating and cutting firewood. **Current Projects:** We're always doing lots around the yard, cutting and stacking wood, landscaping. **How Do You Relax:** Spending time on the dock, boating, campfires in the evening. **Favourite Meal:** Italian food. I always like good home-cooked food. **What's Fun:** Running the equipment, being on the job site. Getting the project done.



## VELVET BRADLEY ADMINISTRATOR & KEVIN BRADLEY OPERATOR

Schlager

Schlager provides landscaping, septic system services, foundation construction and repair, driveway installation, bridge building, trucking, custom floating and culvert repairs. Excavation is a specialty. "Anything that has to do with digging and dirt, we can do it," says Velvet, whose parents established the company in 1986. "In the winter, we do a lot of snow removal for private and commercial properties." Schlager also performs municipal maintenance and ditching, says Velvet's husband, Kevin.

## VELVET AT WORK

**Favourite Thing:** Working with our employees. It's nice to meet new customers and see the different projects. **Current Projects:** A lot of driveways, septic systems and foundations. **What's Fun:** I get to go out and take pictures of the projects we're doing. **Inspiration:** Seeing a project finished and seeing people happy with it. **Mission Statement:** We want to provide good service at an affordable price.

Continued on page 68



AT HOME

How I Start My Day:

**Richard:** Read the daily news.

**Pamela:** Coffee, much needed when preparing my three children for the day.

Latest Project: **Richard:**

Cottage addition. **Pamela:** Staining my fencing with Cutek. **Vacation Plans:**

**Richard:** Mexico in the winter.

**Pamela:** Spending time at the family cottage.

AT WORK

**New Products:** Prefinished interior panelling and exterior soffit material. **Always In Stock:** Western red cedar, white pine lumber, Douglas fir lumber and timbers, lodgepole pine, pressure-treated lumber. **Best Sellers:** Pressure-treated lumber, western red cedar, Douglas fir and white pine.

**Trending:** Custom milling of specialty profiles, flooring and prefinished products.

PAMELA  
NIKOLOVSKI  
& RICHARD  
O'MARA

Trans Canada Wood Products

Often referred to as a hidden gem, Trans Canada Wood Products is not your typical lumberyard. With over 150 years' experience amongst their friendly staff, they specialize in providing customers with quality products that are readily available. Whether it be interior panelling, flooring, post-and-beam structures, decks or fencing, they can assist you with supplying your next home project.



PHOTO: SANDY MACKAY

Continued on page 70

**Becky Deutschmann**  
Sales Representative  
RE/MAX Twin City Realty Inc., Waterloo, ON

THE DEUTSCHMANN team

RE/MAX TwinCity

**STUNNING LAKEFRONT ESTATE!** Private "Blue Lake" with 8+ acres. A True Paradise! Centrally Located: Approx. 1hr to Pearson Airport/Toronto, 30min to Kitchener-Waterloo/Hamilton, 20min to Dundas/Ancaster, 15min to Cambridge/Brantford.

519.841.6511 | info@elitere.ca | www.elitere.ca

**marquis**  
COLLECTION

**THE FIREPLACE STOP**  
HOME COMFORT CENTRES

1-800-843-1732 905-939-8758 Hwy 9 & 27, Schomberg

**Home & Cottage • Sales & Installation**

**www.FIREPLACESTOP.com**

YOUR COMPLETE HOME FURNISHINGS AND FLOORING CENTRE

**RIVERVIEW**  
FURNITURE & FLOORING

MATTRESSES, CARPETING, APPLIANCES AND  
COMPLETE RE-UPHOLSTERY SERVICES  
*Handcrafted Furniture built for a lifetime of memories.*

Craig and Derrick  
T. 705-286-3167  
F. 705-286-3799  
info@riverview-furniture.com

94 Bobcaygeon Rd.,  
Minden, ON  
K0M 2K0  
www.riverview-furniture.com

**WHAT YOU CANNOT SEE  
MATTERS MOST**

Removals & Retrofits Spray Foam Blown-In Insulation

**MUSKOKA**  
**SPRAY FOAM INSULATION**

www.msfi.ca 705.571.4671

**RESTORING BEAUTY AND VALUE TO HOMES**  
*Since 1988*

**BEFORE AFTER**

**EXTERIOR RESTORATION**  
Log Homes • Wood Siding  
Decks • Fences • Cob Blasting  
Painting • Staining  
Pressure Washing

**INTERIOR TRANSFORMATION**  
Sanding & Refinishing Floors  
Refurbishing Kitchen Cabinets  
Drywall Repair & Painting  
Design & Custom Finishes

**705.644.4619**  
**ISLAND ACCESS**

**CEDAR LAINE RESTORATION**

Like Us On Facebook

**www.CedarLaineRestoration.com**



Since 1987, Hubert and Terry Lawrence have been passing on the rituals of craftsmanship and care to their growing family, which in turn became the foundation for their company. Throughout a 32-year journey, the family has developed The Cutter's Edge into a thriving multi-generational business that offers striking handcrafted furniture, distinctive home décor, elegant fashion and custom kitchens. With four retail showrooms from Nipissing to Muskoka, The Cutter's Edge combines the warmth of traditional woodworking techniques with sophisticated contemporary design that caters to both traditionalists and trendsetters alike



AT HOME

**Neighbourhood:** Burk's Falls. **Favourite Space at Home:** Kitchen. **Hobbies:** Motorcycling for Adam and Robin. Sports memorabilia for Daniel. **How Do You Unwind:** Spending time with the kids. **Favourite Meal:** Family fondues.

AT WORK


**What's New:** Our Muskoka showroom. **Current Projects:** Building and expanding our fashion departments. **Inspiration:** Designing magnificent spaces. **Company Goal:** To exceed our clients' expectations. **Favourite Tasks:** Building relationships with our customers.

**DANIEL LAWRENCE**  
SALES REPRESENTATIVE  
**ADAM LAWRENCE**  
KITCHEN & MANUFACTURING MANAGER  
**ROBIN WOOD**  
RETAIL GENERAL MANAGER  
The Cutter's Edge

Continued on page 72

NEED A ROOF? *We've Got You Covered*

CALL FOR  
YOUR **FREE**  
QUOTE



**3 GREAT LOCATIONS**  
Simcoe County | Bluewater | Muskoka  
**1.855.766.3257**  
**alpsroofing.com**

**Alps Roofing Solutions** provides the highest level of quality workmanship on each and every project for our customers. We build our roofing systems by utilizing only the highest quality material brands while applying the latest technologies and techniques of installation to create the best roofing armour solutions possible.

*Derek Dempsey - Owner/Operator*



THE  
**R**EVOLUTION  
BEGINS.

INTRODUCING BOBCAT® **R-SERIES** COMPACT EXCAVATORS

If you're looking for proven performance, more comfort features and improved uptime, new R-Series excavators are the best in Bobcat history.

Totally redesigned to maximize productivity and operator comfort, our lineup offers a long list of revolutionary features – including a dual-flange track roller system for added stability, increased lift-over-side digging performance and improved ride quality, panoramic access to the engine, plus a redesigned exterior to reduce vibration in the cab.

CHECK OUT THE R-SERIES EXCAVATORS TODAY, AND SEE WHY NOT ALL EXCAVATORS ARE CREATED EQUAL.

Authorized Bobcat Dealer

**BOBCAT OF PARRY SOUND**  
25 Woods Road • Nobel, ON P0G 1G0 • 705-342-1717



**One Tough Animal.**

Bobcat®, the Bobcat logo and the colors of the Bobcat machine are registered trademarks of the Bobcat Company in the United States and various other countries. 19-B139





# LOGAN SCHELL

ELECTRICAL APPRENTICE  
Siftt Electric

A full-service contractor, Siftt Electric provides residential and commercial electrical work, on the mainland or islands, throughout Muskoka and Georgian Bay. It also supplies and installs electrical backup generators. Its audio-video division provides entertainment solutions for homes and cottages. Siftt offers home automation that can dim or brighten lighting, raise or lower the blinds and control a home theatre at the press of a button. The company prides itself on high quality service and work.

## AT WORK

**Current Projects:** A lot of new construction, wiring receptacles and laying circuits. **Favourite:** I like trim out, where it seems like everything comes together and you get to see your work come alive. **Inspiration:** Electricity is a big part of everyone's life and I like providing that for everyone and have the skills and the know-how. **Personal Goals:** Work through my apprenticeship, become a journeyman and get my electrical licence. **How Do You Unwind:** Spending time with family and friends.

## AT HOME

**Neighbourhood:** A bit of acreage just outside of Port Carling. **Favourite Space:** I enjoy the outdoors. **Hobbies:** Golfing, hockey and snowmobiling in the winter, boating when I can. **Favourite Meal:** I'm a big spaghetti guy. **Relaxing:** Golf and hockey help me unwind.

Continued on page 74



Hunter Douglas Customer Window Coverings  
Benjamin Moore Paint . Ceramic . Porcelain . Natural Stone . Tile  
Hardwood . Laminate . Vinyl . Luxury Vinyl Plank Flooring  
Professional Installation . Free Estimates

25 Hops Drive, Beer Store Plaza,  
Haliburton ON  
cordellcarpet@bellnet.ca  
cordellcarpet.ca 705.457.2022



Home & Garden Accents  
Metal Art - Pottery  
Gifts For All Occasions  
Unusual Artisan Pieces  
from across Canada  
3 Manitoba St., Bracebridge  
705-645-2810  
www.cornercabinet.ca



SAFE SOLUTIONS.  
GUARANTEED RESULTS.



1.800.263.5055  
www.environmentalpestcontrol.ca

## Advertise With Us



Give your business the benefit of premium exposure and connect, like never before, to our extensive targeted readership!

Kelly Bidan 705.349.1485 | kelly.bidan@ourhomes.ca



A Wide Range Of Services To Suit All Your  
Home Improvement And Building Needs.

10 Beley Point Road, Rosseau, ON  
705.732.1280  
ferncliffedevelopment.com



RYAN  
MCKEOWN  
OWNER

I Branched Out

This downtown Parry Sound custom woodworking shop creates wooden tables, chairs, benches, charcuterie boards and more. “We offer whatever a person wants. If they see a picture or get an idea from somewhere, we can get it from that picture to their room fairly easily,” says Ryan. He uses steel and a range of woods from mulberry to cherry, pine, oak, maple, flaming birch and walnut. At any given time, he has about 250 different wooden slabs in stock. “Whatever a person wants we can pretty much figure out a way of doing it.”



AT WORK

**Inspiration:** On the road, in a boat or on the move, I take a little bit of everything I see. **What’s Fun:** When you start doing something, you never know what it’s going to turn out like. **Current Projects:** A big table, about 170 inches long, 40-inches wide at one end and 60-inches at the other. **Favourite Jobs:** I enjoy the epoxy. When you mix it and pour it, it does whatever it wants to do.

AT WORK

**Neighbourhood:** Parry Sound. I’ve lived here all my life. **Pastimes:** In the winter, my son plays a lot of hockey so we’re at the rink. In summer, we’re out in the boat lots. **How do You Relax:** I don’t. **Favourite Meal:** You can’t beat chicken parmesan.

Continued on page 76

KOHLER®  
IN POWER. SINCE 1920.

KEEP YOUR POWER ON,  
EVEN WHEN THE POWER IS OUT.

Whenever there’s an outage, KOHLER® generators keep your lights on, your fridge cold and your house cozy. And they can power your entire house.\* No matter the weather, we’re with you.

From engines to generators, we give the world power.



MUSKOKA • PARRY SOUND

Your Source For All Your Electrical,  
Backup Power And Home Automation Needs.

705.765.0600 • [www.sifftelectric.com](http://www.sifftelectric.com) • Port Carling

\*Based on generator and load size.

ECRA / ESA 7002295



Where One Call  
Does It All.

GBS Contracting Inc.  
The largest home service company in  
Muskoka - We Get the Job Done!!!

GENERAL CONSTRUCTION – ROOFING – SIDING – WINDOWS & DOORS



2288 Hwy 11 North, Gravenhurst, Ontario P1P 1R1  
705.687.9143 . [info@gbscontracting.com](mailto:info@gbscontracting.com) . [www.gbscontracting.com](http://www.gbscontracting.com)



people

**KEITH THOMAS**  
OWNER

Francis Thomas Contracting Co. Ltd.

Founded 85 years ago, Francis Thomas Contracting specializes in septic system installation, maintenance and service. It also prepares building sites for home and cottage construction. “We’ll build the driveway, clear the lot, dig the foundation and build the foundation so it’s ready for the builder to set the building on,” says Keith, who bought the business from his grandfather, Francis, in 1994. With its gravel trucks and granite quarry, it supplies a wide range of aggregates, ranging from highway materials to foundation drainage aggregate. Thomas also does a lot of municipal work.



**AT HOME**

**Neighbourhood:** In Carnarvon on the farm. **Favourite Room:** I like playing in my garage. I have antique vehicles and I like playing with my old trucks. **Hobbies:** My wife and I have been everywhere by snowmobile – James Bay, the east coast, the edge of Manitoba and down into Michigan. **Favourite Meal:** Steak. **How Do You Relax:** Tinkering in the garage.

**AT WORK**

**Favourite Thing:** I like visiting with people, especially those my grandfather worked for 30-40 years ago. **Satisfaction:** Seeing projects that look like they’re an impossible job through to completion. **Challenges:** Fitting cottages into tight properties. **Mission Statement:** A reputation built on trust. **Current Projects:** Digging basements, new excavations.

Continued on page 78

**LOCKSIDE**  
**TRADING COMPANY**



**FURNITURE · HOME DECOR · LIGHTING · CLOTHING**



**3 Time National Award  
Winning Retailer!**



**Complimentary Interior Design  
When Purchasing Furniture**



**It's more than just shopping...  
It's a destination!**



**Your One Stop Shop  
Year Round**

**Steamers**  
*Café*  
**& Ice Cream Parlour**

**WINDOW TREATMENTS · INTERIOR DESIGN** Residential & Commercial

**www.lockside.com**

Young's Point  
2805 River Ave.  
shop@lockside.com  
1-888-714-0484

Haliburton  
212 Highland St.  
haliburton@lockside.com  
1-705-457-5280



PHOTO: JASON HARTOG

ANDY AT HOME:

**Neighbourhood:** A residential area in Tottenham and a year-round cottage on Little Whitefish Lake. **How Do You Relax:** We do a lot of water access work. That's exciting. **Favourite Space:** A nice big fireplace in the great room at the cottage and a little sitting area in the Muskoka room, overlooking the lake. **Current Projects:** A complete kitchen makeover at the cottage. **Favourite Meal:** Chicken and ribs. I'm the cook. That seems to be a family favourite.

ANDY AT WORK

**Current Projects:** Revamping our showroom with new displays. **Inspiration:** I'm fortunate to do something I love. **Challenges:** Paying attention to detail. **Mission Statement:** We want customers to feel they got more than they expected. **What's Fun:** We get to meet a lot of great people.

A one-stop-shop home comfort centre, The Fireplace Stop offers quality brand names in a range of products, from indoor air quality systems, heaters and air conditioners to wood-burning and gas fireplaces. It has one of southern Ontario's largest selections of fireplaces and a professional team dedicated to customer service every step of the way, from purchase and installation to aftercare service. **OH**

ANDREW, SCOTT, KELSEY & ANDY LEONARD (seated)

The Fireplace Stop

SEE OUR DIRECTORY FOR ALL CONTACT INFORMATION.



Soyers Lake \$1,399,000

Stunning big lake views! Private 4 BR, 4 bath 1½ storey cottage/home. Level to gentle sloping 1.22 lot w/210 ft of frontage. 2 large grassed areas for children and pets to play. Shallow sand beach area, deep water off dock. Sheltered bay for excellent and safe swimming. Awesome boating the 5 lake chain. Bright open concept kitchen dining room with walk out to deck. Stunning stone fireplace to keep you warm while enjoying lake views from floor to ceiling windows. Finished loft with Master bedroom, walk in closet and 4pc ensuite. Looking for privacy? Look no further!

Grass Lake \$1,120,000

Location, Location, Location! It's all about the location. Just minutes to town and all amenities. Stunning 4 BR, 4 bath turn key home/cottage. Large sunny level lot fronting 100+ feet of private frontage and personal boat launch. Panoramic lake view from the massive 80ft deck. Bright open concept w/high quality finishing's. Granite counter tops in kitchen, stainless steel appliances, three fireplaces, steam sauna and three remote controlled skylights. Oversized double attached garage and detached single garage with carport. Shows pride of ownership.



Linda Baumgartner Broker/Team Leader  
The Haliburton Real Estate Team  
705-457-6508 | linda@haliburtonrealestate.on.ca  
www.haliburtonrealestate.on.ca



**COON'S ELECTRICAL**  
Residential, Commercial & Industrial

Serving Muskoka, Parry Sound and the Islands of Georgian Bay for over 25 years.  
*We service ALL your electrical needs!*

licensed electricians . certified generator installations  
new homes . cottages . renovations . upgrades . panel changes

CALL US TODAY 705.342.1866 | coonselectrical.ca



# RECLAIM REPURPOSE *relax*

STORY **RICK SHURMAN**  
PHOTOGRAPHY **SANDY MACKAY**



*FAIRWINDS IS A  
CHARMING LITTLE ISLAND  
IN SHEBESHEKONG BAY,  
JUST AROUND THE POINT  
FROM DILLON COVE.*

It is here, in this lovely inlet off the greater waters of Georgian Bay, that Laura Langevin and Tom Teed found their piece of paradise and an opportunity for renewal. A place that, by all measure, speaks to second chances, to starting over, while paying tribute to a rich history and heritage.

For Tom and Laura, life has seemingly always been about having regard for the past, reclaiming and repurposing products and materials and making the most out of what they found or fell upon. “Treasure hunters in every respect,” they suggest.

Laura has a gift for seeing the possibilities in whatever she stumbles across. She is a Zero Waste Designer and co-owns and operates **Echoes in the Attic**, a company taking new, but excess textiles from high-end designers and up-cycling them into a line of fashion and home accessories like bags and pillows. She believes textiles do not belong in landfills. They can and should be reused and re-fashioned, as opposed to simply being discarded. *Continued on page 82*



**LEFT:** Laura Langevin and Tom Teed restored a unique island getaway. **BELOW:** Pillows by Laura’s company, Echoes in the Attic, cushion a corner bench in the boathouse. **OPPOSITE:** Breakfast in the boathouse is served with a view of Shebeshekong Bay.





**RIGHT:** Tom and Laura built a new bunkie atop an island high point.  
**BELOW:** Two boathouse bedrooms provide ample room for overnight guests.  
**BELOW RIGHT:** Patterned roller blinds shade the cottage interior.



Tom manages a substantial upholstery operation and found that he had volumes of textile waste destined for disposal. They made contact, began a mutually beneficial professional relationship and years later, a personal one, that culminated in their marriage. Laura's company has diverted over 100 tons of textiles off the path to landfill in 14 years. Both she and Tom are extremely proud of this accomplishment. It is a poster operation for the term eco-friendly.

Fairwinds was listed for sale on Kijiji at a time when the couple were looking for a cottage. It was to be a change from their years around Rosseau and Port Carling with their respective families. They were drawn to the bay, as many have been. "It is less predictable and adventurous, wilder and maybe primitive... the way it used to be," Laura says. The island was a place they could invest time, hard work, creativity, along with a nominal amount of money.



An eclectic blend of new and old furnishes the main room of the cottage where the original log walls and wooden ceiling have been preserved. **BELOW LEFT:** A ladder reaches to the tiny loft above the master bedroom. **BELOW:** Sitting spots include wicker chairs and a pew from the church of the Holy Martyrs of Japan.



The property, with a cottage built in 1948 and a 1960 boathouse, had gone to seed in most respects. It needed Laura's vision and eco-consciousness and Tom's handiwork and resourcefulness. The plan was to re-claim its history and heritage and breathe new life into it, without losing what it had always been – an idyllic getaway in an iconic part of the north-country. "An homage to the original intrepid owners who found it and constructed it back in the day," says Laura. A challenge in every respect, but they were up for it. *Continued on page 84*





They began this three-year odyssey in the winter of 2015, with numerous trips across the ice, ferrying building materials and supplies from Dillon Cove Marina or Katawoda Resort on the mainland. The couple remain very grateful to both locations for their hospitality and assistance with their project. Driving up every weekend and dealing with the harsh, demanding conditions was no easy feat, but as both Laura and Tom will attest, “It was worth every bone-chilling ride across the bay and all the frigid nights spent under mounds of blankets trying to stay warm.” Laura is not sure they could do it again. “It wasn’t easy, but we are so happy to have managed it.”

Laura and Tom started by deconstructing the buildings, board by board, and cleaning out decades of old debris. Anything that could be recycled would be. After all, that is what they are all about. Old workbenches would eventually become countertops, old windows were repaired, repainted and hung as mirrors or picture frames. Shipping crates were modified, painted and installed as kitchen shelving. A beautiful old dresser, rescued just before it was left as junk, has become the centerpiece for their delightful guest bunkie.

Countless trips to the local landfill would reap a bounty of re-fashionable furniture, building material, hardware, artwork and the like. As they say, one man’s trash is another man’s treasure.

They augmented salvaged furnishings with practical, decorative items from **Red Canoe Interiors, Rafters of Muskoka** and **HillTop Interiors**. *Continued on page 86*



The couple whitewashed plywood planks then varnished them to make the new cottage floor. **OPPOSITE, TOP:** Tom built the kitchen countertops using one-inch rough pine. **BOTTOM LEFT:** Original stonework skirts the cottage exterior. **BOTTOM RIGHT:** Daffodils thrive in the tiny island’s fertile soil.





Tom purchased sheets of plywood from **McNabb Home Building Centre** and had them cut into nine-inch wide strips. He laid them down in random lengths, whitewashed and sealed them, giving floors a look of reclaimed planking. Plywood was also used on the walls in a faux shiplap approach. Again, they discovered a simple, effective, inexpensive and most importantly, an elegant solution. “We carried the theme forward by painting the existing wall panelling white and giving it a nice light new finish,” says Laura.

“There is an old storage building that was filled with all kinds of old hardware and an array of bits and pieces,” says Tom. “For the last couple of years, whenever I needed some piece of hardware, fastener or whatever, I was likely find it in there.” Nothing went to waste. Laura and Tom are masters at stretching the dollar. They both grew up in large families under tight economic conditions and so they take little for granted and make the most out of what is around them. *Continued on page 88*

**TOP LEFT:** A tiny, inviting space, the bunkie has a private view of the bay. **ABOVE:** A sliding barn-style door reveals the cottage’s master bedroom. **FAR LEFT:** This rescued waterfall dresser has book-matched veneer and bakelite drawer pulls. **LEFT:** Ceiling beams in the master bedroom were repurposed from a shipping skid that came from England.



[brownsappliances.com](http://brownsappliances.com)

705.765.5700  
108 Maple Street, Port Carling  
[brownsappliances@bellnet.ca](mailto:brownsappliances@bellnet.ca)



**RAFTERS OF MUSKOKA**

705.767.3093  
3 Dickie Street, Baysville  
Ontario

**RAFTERS' SALE ANNEX**  
2676 Highway 117, Baysville  
Ontario

**SHOP ONLINE AT:**  
[www.raftersofmuskoka.com](http://www.raftersofmuskoka.com)





feature

**Breen's Lumber Inc., South Parry Lumber, Home Depot, Lowes and RONA** also furnished building and plumbing supplies.

Three years have passed since they purchased the island and although the cottage, boathouse and bunkie are still a work in progress, the transformation is remarkable. It's truly a testament to their vision and their craftsmanship.

Both Tom and Laura would like to think that beyond the reclaiming of their island and its structures, the local community has begun to flourish once again coincidentally. After many years, there are new inhabitants coming to nest on nearby properties. Laura and Tom are delighted with the outcome of all their hard work and would not change a thing. They take satisfaction in the effort they put in and the manner in which they approached the project. Now it is definitely time to relax, pour a glass of wine, put their feet up and enjoy the *Fairwinds* of Georgian Bay. **OH**



LOCAL SOURCE  
GUIDE

- Breen's Lumber Inc. • Dash & Albert
- Echoes In The Attic • Flying Star Antiques • HillTop Interiors • Jessica Vergeer Studios • Mason's Metal Creations • McNabb Home Building Centre • Rafter's of Muskoka • Red Canoe Interiors • RONA • South Parry Lumber



A folding wood and canvas chair affords a westerly view of the surrounding water. **TOP:** The sculpted docks fit snugly against the shoreline granite. **LEFT:** A sailor's knot secures the privy door.



**YOUR VISION,**  
*our experience.*



**TAMARACK**  
NORTH LTD  
PROFESSIONAL ENGINEERS & BUILDERS OF FINE SEASONAL HOMES

OVER  
**25**  
YEARS

**MUSKOKA, GEORGIAN BAY & LAKE OF BAYS**  
www.tamaracknorth.com 1.800.294.2271 705.765.1364

 A Proud Canadian Employee Owned Corporation 

 **Professional Engineers**  
Ontario

**BONE**  
STRUCTURE  
AUTHORIZED BUILDER



# CLAIM YOUR LISTING NOW!

# THE LIST

ourhomes

Ontario's Most Comprehensive Homes-Related Online Directory

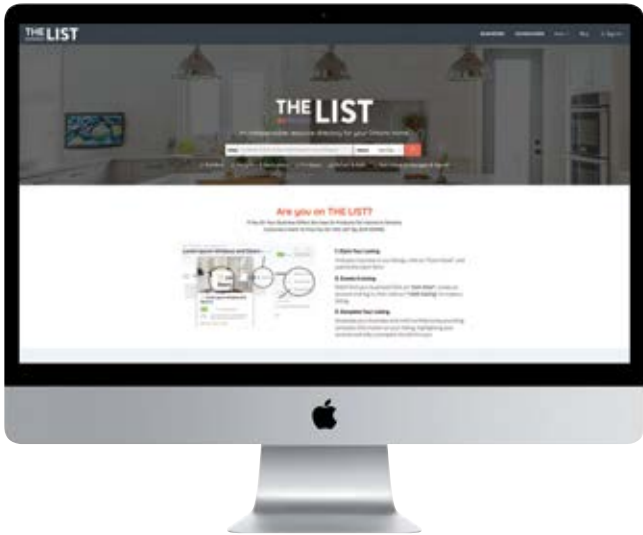


If you or your business offers services or products for homes in Ontario, customers will find you on **THE LIST** by OUR HOMES.

Regional OUR HOMES magazines saturate 14 local markets in Ontario, connecting our advertisers to over 5,000,000\* readers annually.

\*Source – Google Analytics/Salt Strategy 2016 Readership Survey

Amplify your company's market opportunities with our expanding reach!



- ✓ Claim your business listing and expand your online presence
- ✓ Generate leads from THE LIST's Lead Forms
- ✓ Geo targeting
- ✓ Improve brand awareness and increase local visibility
- ✓ Enhance your profile with product/service descriptions, pictures and testimonials
- ✓ Strengthen your business's reputation
- ✓ Boost your SEO
- ✓ Increase traffic to your website

thelist.ourhomes.ca

**UNITED LUMBER**



**UNITED TRUSS**

**UNITED TRUSS** is committed to providing our customers with the highest quality roof and floor systems, at competitive prices. Demand the best from your builder by purchasing your truss and engineered wood needs from one of Ontario's only wood truss manufacturers with a third-party audited quality control program

**PROVIDING GREAT SERVICE & GREAT VALUE.**

**The Home You Always Wanted, The Way You Want It.** [www.unitedlumber.ca](http://www.unitedlumber.ca)

|  |  |   |   |
|--|--|---|---|
| Barrie<br><b>705.726.8132</b><br>520 Bayfield St. N. | Bolton<br><b>905.857.6970</b><br>12833 Hwy 50 S. | Georgetown<br><b>905.873.8007</b><br>333 Guelph St. | United Truss – Innisfil<br><b>705.436.3425</b><br>3325 Thomas St. |
|--|--|---|---|



**SEPTIC SYSTEMS**

**LANDSCAPING**

**EXCAVATING**

**FOUNDATION REPAIRS**

**DRIVEWAY CONSTRUCTION**

**705.732.1802**  
[www.schlager.ca](http://www.schlager.ca)





## NORSTAR ALUMINUM PRODUCTS LTD. – MUSKOKA'S #1 EXTERIOR DECORATOR

Since 1976, **NorStar** has grown to include 40-50 employees in its three installation divisions, administration and retail outlet.

Recognized as **Your #1 Exterior Decorator**, you can feel confident that each division offers experienced team leaders and installation specialists. At NorStar every project has an organized schedule ensuring both product, delivery, and installation specifications adhere to NorStar's exacting standards.

From new construction to complete exterior renovations, NorStar will provide value at a competitive price, offering warranties on both the workmanship and installed products.

Serving the Muskoka, Parry Sound and Haliburton areas, Norstar prides itself on offering high quality exterior products such as vinyl siding, soffit and fascia, composite decking, specialty roofing and rain water management products at affordable prices.

President Kurt Browne takes great pride in having NorStar consistently lead the exterior market by successfully combining quality innovative products with an experienced conscientious staff. This along with product installation teams committed to health and safety is what will continue to make NorStar your #1 Exterior Decorator.

**1.800.732.0158**  
**Showroom: 20 Gray Rd, Bracebridge**  
**[norstarexteriors.com](http://norstarexteriors.com)**  
*(Please see ads on pg 21, 45)*



## CORDELL CARPET

Whether it is a new colour for the front door, heated ceramic tiles, a major flooring renovation, new window treatments, or finishing your dream home on one of the beautiful lakes of Haliburton County, a successful experience awaits you at **Cordell Carpet**.

Established in 1976, and since 2006, Cordell Carpet has been under the ownership of Wendy and Tim Pringle. Centrally located just west of Haliburton Village on Hwy 21, in the Beer Store Plaza, Cordell Carpet's modern and inspiring showroom offers the latest displays and trends.

The Cordell team benefits from attending corporate training courses at **Hunter Douglas, Benjamin Moore Paints**, and **Schluter Tile Systems** and is ready to pass on that knowledge to you.

Cordell Carpet offers in-home flooring and window consultations at no cost. Attention to detail, competitive pricing and top-notch installations are all part of the package.

Seasonal residents will be pleasantly surprised to discover friendly, knowledgeable, and convenient service available locally.

**Check out the website, Facebook or Houzz**  
**705.457.2022**  
**25 Hops Dr, Haliburton**  
**[cordellcarpet.ca](http://cordellcarpet.ca)**  
*(Please see ads on pg 15, 73)*



## MUSKOKA WOOD FINISHING – NOW CELEBRATING OUR 4TH YEAR IN MUSKOKA!

For over 24 years, we have built a reputation for commercial wood finishing with our parent company *The Finishing Shop Inc.* which offers on-site finishing and refinishing services to the restaurant, retail and hospitality industries in the GTA and Ontario.

After many visits and a love of everything Muskoka, we decided to branch out and to bring **Muskoka Wood Finishing** here to service residential, cottage and commercial clients.

We are able to produce the same commercial grade wood finishing and refinishing services for all of our clients here in Muskoka. We offer in-shop services as well as our specialty on-site services with no odour or mess. With our many years of experience, you can trust us with a quality, long lasting finish every time!

We offer custom stains, specialty finishes and refinishing services for:

- Kitchen Cabinets & Bathroom Vanities
- Furniture/Dining Room Sets/ Coffee Tables
- Antique Furniture
- Interior/Exterior Doors & Trim
- Teak Patio Furniture
- Restaurant/Hotel/Office Furniture and more...

Love that piece of furniture or want to update your kitchen?

We look forward to helping you create your next dream project with our custom finishes. **Contact us today for a free quote at 705.769.2222**  
**[muskokawoodfinishing.com](http://muskokawoodfinishing.com)**  
*(Please see ad on pg 31)*



## RIVERVIEW FURNITURE & FLOORING

**Riverview Furniture & Flooring** has been serving Haliburton, Muskoka, Toronto and surrounding areas for over 40 years. We offer high-quality wood furniture custom made in our woodshop. We have everything you need, including cedar furniture, mattresses, flooring and blinds. Most of our products are 100% Canadian-made – including our bedroom furniture from Crate Designs, our upholstered furniture from Brentwood Classics, and of course, our Riverview Furniture line.

Explain your need to us and our team of talented craftsmen will build to design. We stand by our promise – if you can dream it, we can build it.

At Riverview Furniture & Flooring, what sets us apart is quality. Our furniture is well-made and built to last. Of course, our furniture is also attractive and looks great in any setting – including the cottage.

While we are known for providing incredible Canadian-made furniture, our top priority is always providing great customer service. Our knowledgeable and friendly team members are happy to answer any questions you have and to discuss our products. You can shop at home for all your furniture and flooring needs, and we provide free flooring estimates as well as a convenient delivery service. All you have to do is point and pay; we'll do the rest!

**705.286.3167**  
**94 Bobcaygeon Rd, Minden**  
**[riverview-furniture.com](http://riverview-furniture.com)**  
*(Please see ad on pg 69)*



## CELEBRATE LIFE AT HOME WITH OUR HOMES


**OUR HOMES** magazine is your local home resource guide. Our readers love our magazine because we show and tell you about beautiful and unique local homes, retailers and products. Plus, we promote local service providers and help you find professional trades. Whatever you need to build, renovate or decorate, you will find in our much-loved magazine.

OUR HOMES magazines saturate 14 local markets in Ontario and connect to over 5 million readers annually with our advertisers through premium, consistent, local content and beautiful photography. Our readership and distribution numbers are audited. Our advertisers reach our highly sought out, high-income demographic through targeted distribution in each region and throughout Ontario.

Our website, [ourhomes.ca](http://ourhomes.ca), offers even more ideas for every homeowner.

Our readers keep OUR HOMES magazine as a reference and resource guide. A business directory in each quarterly issue and online makes it easy for readers to find our advertisers. Every advertiser in the magazine is listed in the Directory under their business category. Coming soon, **THE LIST** by OUR HOMES, Ontario's most comprehensive online directory for all things home.

Now you can subscribe to OUR HOMES. Contact us at **[subscribe@ourhomes.ca](mailto:subscribe@ourhomes.ca)**  
Your favourite magazine will arrive quarterly in your mailbox.  
**[ourhomes.ca](http://ourhomes.ca)**  
*(Please see ads on pg 73, 90, 95)*



## ALPS ROOFING SOLUTIONS

The most expensive investment protecting you and your family is the roof over your heads and the home under it. Roofs that are damaged and leaking and in need of replacement can lead to other costly repairs within your home; being proactive about this can save you a lot of time, money and headaches as well as add value and style to your home.

We build our roofing systems by utilizing only the highest quality brands of materials while applying the latest technologies and techniques of installations.

We have 3 great locations in **Barrie, Collingwood and Gravenhurst** and over 20+ years of experience in the industry as a residential and commercial company that is fully licensed, certified and insured. We can help you with all of your roofing needs from Asphalt/Fiberglass Architectural Shingles, Steel Panels, Synthetic Shakes or a Flat Roofing Membrane like TPO/PVC – we've got you covered from one end to the other.

At **Alps Roofing Solutions**, our goal is to provide our customers with the highest level of service, quality workmanship and value we possibly can as we are a referral based company that strives to be a leader in our industry. **Serving Simcoe County | Bluewater | Muskoka and surrounding areas**  
**1.855.766.3257**  
**705.818.5771**  
**[alpsroofing.com](http://alpsroofing.com)**  
*(Please see ad on pg 71)*



## THOMAS JAMES CABINETRY – KITCHENS BEYOND COMPARE

As experts in indoor and outdoor kitchen design, **Thomas James** has recognized that until recently, many outdoor kitchen designs have failed to innovate outdoor cooking spaces with the same care and attention to detail as their indoor counterparts. In today's recreational market place, you've got landscape designers designing outdoor kitchens. Thomas James believes that it is better to get a kitchen designer to design a kitchen.

Today's outdoor kitchens offer homeowners and cottagers the very same conveniences of their everyday kitchens including grills, refrigerators, sinks, pizza ovens, beer taps, dishwashers, and more. There is no longer a need to forego any level of modern convenience in an outdoor kitchen. They place a great amount of importance on being nimble with their design. They've come to recognize that whether the job is traditional or modern the end goal is the same; first design a space that meets the client's functional requirements, then match it with a design that suits their individual taste. With every project completed they hear that the new outdoor kitchen has drastically changed the dynamic of the whole outdoor living experience.

The Thomas James team enjoys collaborating with builders, architects, designers, and directly with homeowners in Muskoka, Toronto and surrounding areas.  
**[thomasjames.com](http://thomasjames.com)**  
**705.764.3708**  
**1513 Butter & Egg Rd, #RR6, Bracebridge**  
*(Please see ad on pg 99)*



## WILSON'S THE PAINT STORE – HUNTSVILLE

**Wilson's The Paint Store** was started by Doug and Marian Wilson in 1976 and is now owned and operated by their son Darryl and grandson Chris. Our well-known secret to being successful in the paint industry for over 43 years is our well-experienced staff, premium products and exceptional service.

We specialize in interior paint and exterior paint and stain. We carry a variety of brands including Benjamin Moore, Para, Sansin, Ready Seal, Sikkens ProLuxe and more. New this year we are carrying locally made, hand-crafted Muskoka Chairs and wood décor.

Visit us in Huntsville for all your painting needs. We are a paint store, not a paint department!

**Wilson's The Paint Store**  
**90 Howland Dr, Huntsville**  
**Across from Walmart**  
**705.789.8061**  
**[wilsonspaint.ca](http://wilsonspaint.ca)**  
*(Please see ad on pg 15)*



directory

OUR HOMES attracts the area’s finest businesses to advertise in our pages, and utilize our unparalleled distribution and coffee-table appeal to market their products and services. We’re making it easier for you, our readers, to become educated as you plan your home- and real estate-related purchasing decisions. View these business ads online at [ourhomes.ca/muskoka](http://ourhomes.ca/muskoka). The listings below are organized alphabetically by industry.

APPLIANCES

Brown’s Appliances, 87

ARCHITECTS/ARCHITECTURAL DESIGN/  
ARCHITECTURAL TECHNOLOGISTS/  
DRAFTSMEN & DESIGN

Normerica, 10

ART/ARTISANS/ART GALLERIES/  
STUDIOS/WORKSHOPS

Red Canoe Gallery, 47

AUDIO VIDEO/HOME AUTOMATION/  
ELECTRONICS/SMART HOME  
TECHNOLOGY

Ambient Designs, 45  
Siftt Electric, 75

BEDS & BEDDING/MATTRESSES/  
SLEEP PRODUCTS

Mattresses of Muskoka, 53

BUILDERS

1867 Confederation Log Homes, 6  
Attainable Solutions Inc., 3  
Ferncliffe Development, 73  
GBS Contracting Inc., 75  
Linwood Custom Homes, 19  
Muskoka Lakes Construction, 47  
Normerica, 10  
Tamarack North Ltd, 89

BUILDING/LANDSCAPE SUPPLIES

Bobcat of Parry Sound – Bob Cat, 71  
Trans Canada Wood Products, 14  
United Lumber Home Hardware  
Building Centre, 91

CABINETS & MILLWORK/  
CARPENTRY/FINE WOODWORKING/  
CUSTOM FURNITURE

Log Furniture & More, 16  
Muskoka Furniture, 55  
Perkinsfield Kitchen & Bath Inc., 8  
The Cutter’s Edge, 2  
Thomas James Cabinetry Inc, 93, 99

CLOTHING/FASHION/FOOTWEAR/  
JEWELRY/LUGGAGE & LEATHER GOODS

The Boathouse, 25  
The Cutter’s Edge, 2

COUNTERTOPS

Di Pietra Design, 4  
Discount Granite Plus, 55  
Simcoe Building Centre Design Loft, 11  
Stoneway Marble & Granite Inc., 16  
The Tile Flooring & Design Company, 55

DEMOLITION SERVICE

TJB Construction, 63

EAVESTROUGHS/SOFFIT/FASCIA

Norstar Aluminum Products Ltd., 21, 45, 92

ELECTRICAL

Coon’s Electrical Ltd., 79  
Siftt Electric, 75

EXCAVATING/SITE PREP/SEPTIC

Schlager, 91  
TJB Construction, 63

EXTERIOR FINISHES/IMPROVEMENTS

Norstar Aluminum Products Ltd., 21, 45, 92

FINANCIAL/INSURANCE/  
MORTGAGE/INVESTING

Parry Sound Insurance Brokers Ltd., 17

FIREPLACES & STOVES/ACCESSORIES

Fireplace & Leisure Centre, 97  
Fireplace King, 12  
The Fire Within, 31  
The Fireplace Stop, 69

FLOORING

Cordell Carpet, 15, 73, 92  
Riverview Furniture & Flooring, 69, 92  
Stephenson Concrete, 63  
Taylor Carpet One Floor & Home, 63  
The Tile Flooring & Design Company, 55  
Trans Canada Wood Products, 14

FURNITURE & HOME DECOR/  
ACCENTS/GIFTS/COLLECTIBLES

HillTop Interiors, 97  
Huckleberry’s, 25  
Lockside Trading Company, 77  
Muskoka Furniture, 55  
Rafters of Muskoka, 87  
Red Canoe Interiors, 9  
Riverview Furniture & Flooring, 69, 92  
The Corner Cabinet, 73  
The Cutter’s Edge, 2  
Twig, 53  
Urban Rustic Living/The LightHouse, 41

GARDEN CENTRES/GREENHOUSES/  
NURSERIES

Lake of Bays Garden Centre, 53

GENERATORS

Siftt Electric, 75

HEATING & COOLING

Fireplace King, 12

HOME IMPROVEMENTS/RENOVATIONS

Ferncliffe Development, 73  
Home Hardware, 5

INSULATION

Muskoka Spray Foam Insulation, 69  
Thermo Seal Insulation Systems, 29

INTERIOR DECORATING/INTERIOR  
DESIGN/HOME STAGING

Corbetts Creative Interiors, 63  
Rafters of Muskoka, 87  
Red Canoe Interiors, 9

IRON WORK/METAL WORK

Northern Iron, 31

KITCHEN & BATH

Bathworks, 65  
Downsview Kitchens, 27  
Knowles Plumbing, 29  
Northern Living Kitchen & Bath/  
Living Lighting, 13  
Perkinsfield Kitchen & Bath Inc., 8  
Simcoe Building Centre Design Loft, 11  
The Cutter’s Edge, 2

LANDSCAPE DESIGN &  
ARCHITECTURE/LANDSCAPING/  
LAWN & GARDEN

Attainable Solutions Inc, 3  
Cranberry Cove Enterprises, 29  
Ferncliffe Development, 73  
Lake of Bays Garden Centre, 53  
Schlager, 91  
TJB Construction, 63

LANDSCAPE/OUTDOOR LIGHTING

Nightscares of Muskoka, 25

LIGHTING

HillTop Interiors, 97  
Living Lighting Parry Sound/  
Northern Living, 13  
Muskoka Lighting Company, 63  
Northern Iron, 31  
Urban Rustic Living/The LightHouse, 41

MASONRY/STONEMWORK

Cranberry Cove Enterprises, 29  
Stephenson Concrete, 53

OUTDOOR ADVENTURE/RECREATION

Islander Adventure Tour, 25

OUTDOOR FURNITURE/STRUCTURES

HillTop Interiors, 97

OUTDOOR KITCHENS

Fireplace & Leisure Centre, 97

PAINTING & DECORATING

Benjamin Moore, 15  
Colour ‘n Light Muskoka, 15  
Corbetts Creative Interiors, 63  
Cordell Carpet, 15, 73, 92  
Decorative Finishes, 21  
Home Hardware, 5  
Muskoka Paint & Decorating, 15  
Wilson’s The Paint Store, 15, 93

PAVING/CEMENT/  
CONCRETE/INTERLOCK

Stephenson Concrete, 53

PEST CONTROL

Environmental Pest Control, 73

PLUMBING

Bathworks, 65  
Knowles Plumbing, 29

REAL ESTATE

RE/MAX North Country Realty –  
The Haliburton Real Estate Team, 79  
RE/MAX Twin City Realty – The  
Deutschmann Team, 69

RECYCLING/WASTE MANAGEMENT

TJB Construction, 63

ROOFING

Alps Roofing Solutions, 71, 93  
GBS Contracting Inc., 75  
Norstar Aluminum Products Ltd., 21, 45, 92

SPORTING SUPPLY/  
RECREATIONAL OUTFITTERS

Bobcat of Parry Sound – Bob Cat, 71

STAIRS/RAILINGS

Barrie Trim & Mouldings, 7

STONE PRODUCTS/VENEER

TJB Construction, 63

TILE

Di Pietra Design, 4  
The Tile Flooring & Design Company, 55

TRIM/MOULDING/CASING

Barrie Trim & Mouldings, 7

WINDOW TREATMENTS

Cordell Carpet, 15, 73, 92  
HillTop Interiors, 97  
Salnek’s Custom Window Treatments, 9  
Taylor Carpet One Floor & Home, 63  
Window Quilt Muskoka, 43

WINDOWS & DOORS

Barrie Trim & Mouldings, 7  
Muskoka Window  
and Door Centre, 100

WOOD REFINISHING/RESTORATION

Cedar Laine Restoration, 69  
Muskoka Wood Finishing, 31, 92

**OUR inspiration becomes YOUR reality**

Home Tours, Style Ideas, Recipes & DIYs

Follow OUR HOMES on Pinterest, Facebook and Instagram for the latest updates.

celebrating life at home

**ourhomes.ca**



double take

# BRILLIANT BLUE

RECREATE THIS LOOK  
IN YOUR OWN HOME.



PHOTO: GILLIAN JACKSON | DESIGNER: JANE LOCKHART



1. SURYA: Wall Décor WST-4000
2. UTTERMOST: Vescovato Table Lamp
3. PIER1: Small Silver Pedestal Hurricane Candle Holder 4. YUMMI CANDLES: 3" x 4" Pillar Candle in Navy Blue 5. MAXIM LIGHTING: Comet 21-Light Pendant 6. BOUCLAIR: Metallic Decorative Ball And Glass Table Vase 7. IKEA: Pepparkorn Vase in Blue 8. ELK HOME: Set of Two Mirrored Trays 9. CB2: Smart Round Marble Top Coffee Table 10. RENWIL: Plaza Mirror 11. JAIPUR LIVING: Yasmin Rug in Pelican 12. KINCAID FURNITURE: Ann Arbor Chair 13. IMAX WORLDWIDE HOME: Matilda Large Glass Vase 14. BARRYMORE: 2704 Newman Sofa - 4194 Uniform with Nail Head Trim 15. BARCLAY BUTERA: Para Aqua Knife Edge Throw Pillow 16. SURYA: Essien Throw Pillow in Lime 17. CRATE & BARREL: Arden Mirrored Stainless Steel Taper Candle Holders OH



## HOMES & LAKEHOUSES DESIGN SERVICES

HillTop  
INTERIORS



Innovative, inspired by nature, infused with tradition...

Village of Rosseau

1150 Hwy 141 - 705.732.4040  
hilltopinteriors.com

EXPERIENCE  
THE WARMTH OF  
ONE OF THE LARGEST  
SHOWROOMS IN PARRY SOUND  
AND MUSKOKA AREA

## THE ART OF FIRE



### Fireplace & Leisure Centre

Serving Parry Sound  
& Muskoka for 25 Years  
WETT Certified Staff

Fireplaces & Woodstoves  
(Gas, Wood & Pellet)  
Chimneys  
Fireplace Accessories  
Beachcomber Hot Tubs

Quality Barbecue Grills  
Outdoor Kitchens  
Firepits & Tables

stuv

1.888.334.8693 | 705.746.6800 | www.fplc.ca | 90 Oastler Park Drive, Seguin (Just south of Parry Sound)



# CUTTING BOARD MESSAGE STATION

1 Determine where to place the paper roll, supporting craft sticks, cork board and clip clamps. Mark with a pencil.

2 Thread twine through paper roll and tie around board handle to desired length.

3 Attach craft sticks to the board with upholstery tacks, making sure to include small washers between stick and board to allow paper to slide smoothly.

4 Slide end of paper roll through both craft sticks.

5 Attach clips to left side with a tack, nail or screw.

## MATERIALS

- Cutting board
- Paper roll
- Clip clamps with holes
- Upholstery tack
- Cork board
- Pencil
- Pen
- Twine
- Craft sticks
- Glue
- 4 washers

6 Tap one tack into the top right side of board. Tie twine to pen and hang from tack.

7 Cut cork board to fit on right side between paper and edge of board. Glue cork board in place.

Now you're all set to start making lists and reminders for yourself. Think about how organized you'll be! **oh**

THOMAS  
JAMES  
CABINETS INC.

Kitchens Beyond Compare

INDOOR & OUTDOOR

705.764.3708 · THOMASJAMES.COM



WINDOWS • DOORS  
**Andersen**® 

*"Andersen" and the AW logo are registered trademarks of Andersen Corporation.*

Featuring quality Andersen® products

