

WINTER 2015

STYLE ■ COMFORT ■ IDEAL REAL ESTATE

7TH ANNIVERSARY SPECIAL EDITION

# ourhomes

PARRY SOUND MUSKOKA HUNTSVILLE HALIBURTON

HIDDEN  
VALLEY  
HABITAT

A *lodge*  
FOR  
ALL SEASONS

HOMES WITH  
SENIORITY

BRIGHT  
BY DESIGN



WINTRY  
SEASONINGS  
GINGERLICIOUS





20 Main Street West Huntsville 705-788-7478



Full showroom with unique lighting options including chandeliers, wall sconces, pendants & vanity lighting



Specializing with: creating custom fixtures of forged iron and organic fabrications; creating lighting plans, offering knowledgeable & reliable consultation on your residential & commercial lighting options



**THE Light House**

*Simple elegant lighting offering a modern twist to classic style.*

*by Urban Rustic Living*

for a virtual store tour and to view our work please visit  
[www.thelighthousemuskoka.com](http://www.thelighthousemuskoka.com) • [www.urbanrustic-living.com](http://www.urbanrustic-living.com)



**WATERFRONTS**

**CONSTRUCTION**

**LANDSCAPING**



**705.783.6356**

[www.attainable.ca](http://www.attainable.ca)

[info@attainable.ca](mailto:info@attainable.ca)



# INTRODUCING COLOUR OF THE YEAR 2015 GUILFORD GREEN



GUILFORD GREEN HC-116  
COLOUR OF THE YEAR 2015



*Come in today for your complimentary  
book and for a limited time buy one get one  
Colour Sample FREE!*



705.746.5421 | 32 Gibson St. Parry Sound | ryan.gray@sympatico.ca | grayspaint.com



# HARRIS'S AS NATURE MADE IT



*Free Delivery &  
Helpful Advice*



Harris' has always strived to create or find authentic north country style furnishings for homes cottages and condos that reflect our unique natural environment.

Browse our galleries and view our selections of beds and bunk beds, luxury and economy mattresses, cozy quilts, blankets, linens and colourful area rugs. Explore our store for new items and Sale barn for antiques & collectables

17 Parry Sound Dr. 705-746-5100 Toll Free 866-746-5100 [www.harrisfurniture.ca](http://www.harrisfurniture.ca) sales @harrisfurniture.ca

This offer may only be redeemed at Benjamin Moore dealer listed above. Must present this coupon to redeem. Subject to availability. Only original offer will be honoured, no photocopies or faxes will be allowed. Limit one per household. While supplies last. Benjamin Moore has the right to cancel this offer at any time. Offer can not be combined with any other offer or discount. Please note a printed rendition of painted substrates can only approximate the actual colour on the painted surface. Colour accuracy is ensured only when tinted in quality Benjamin Moore® paints. Colour representations may differ slightly from actual paint. Expiration date: December 31st, 2014. ©2014 Benjamin Moore & Co., Limited. Benjamin Moore and the triangle "M" symbol are registered trademarks of Benjamin Moore & Co., Limited.



KEEPING PARRY SOUND & AREA  
**WIRED** FOR OVER 33 YEARS!

# Bay Area Electrical

ECRA/ESA 7003104 *Plumbing and Electrical*

- **COMPLETE NEW HOME Wiring & Plumbing**
- **UV Water Filter Systems for Home & Cottage**
- **Telephone & Cable Wiring**
- **Radiant In-Floor Heating**
- **Service & Repair Work**
- **Generator Systems**
- **Panel Upgrades**

**SEASONAL RESIDENTS!**

We will winterize and summerize your water systems.




**Healthy | Clean | Safe**

Advanced UV water disinfection systems for home and cottage use.

ALSO YOUR

## Complete Bathroom Renovation Centre

Why just take a bath when you can enjoy your own private spa



Visit our Showroom  
Mon-Fri. 8am-5pm  
Sat. 8.30am-4pm

89 Joseph St., Parry Sound  
**(705) 746-5877**  
Fax (705) 746-1469

**ourhomes**  
STYLE • COMFORT • IDEAS • REAL ESTATE  
PARRY SOUND MUSKOKA HUNTSVILLE HALIBURTON

REGIONAL PUBLISHER/FRANCHISE OWNER **Three Punch Publishing**

**Don Butler, 705.774.9000**  
[don@ourhomesmagazine.com](mailto:don@ourhomesmagazine.com)  
**Mike Murphy, 705.774.9000**  
[mike@ourhomesmagazine.com](mailto:mike@ourhomesmagazine.com)

REGIONAL MANAGING EDITOR Walter Franczyk  
[walter@ourhomesmagazine.com](mailto:walter@ourhomesmagazine.com)

REGIONAL PRODUCTION MANAGER Marilyn Reid  
[marilyn@ourhomesmagazine.com](mailto:marilyn@ourhomesmagazine.com)

MARKETING & ADVERTISING Don Butler, 416.529.0538 or 877.870.8313  
Mike Murphy, 705.774.9000 or 877.870.8313

OUR HOMES™ is a registered trademark of OUR HOMES MEDIA GROUP INC.  
OUR HOMES™ Muskoka Region is published four times a year by Three Punch Publishing under the license of OUR HOMES MEDIA GROUP INC.

OUR HOMES™ is distributed via free pick up to residents of Muskoka Region and to cottagers via direct mail. Copies of OUR HOMES™ are available for free pick up at high traffic locations throughout the region. OUR HOMES™ is distributed throughout select B&Bs and hotels, and to select business leaders via direct mail.

Please send all letters and/or feedback to OUR HOMES™ Magazine, PO Box 343, Parry Sound, P2A 2X4. Or email us at [editor@ourhomesmagazine.com](mailto:editor@ourhomesmagazine.com). All letters received are subject to editing for grammar and length. If undelivered, return to above address.

### OUR HOMES MEDIA GROUP INC:

#### EDITORIAL

EDITOR-IN-CHIEF Georgette McCulloch  
[editor@ourhomesmagazine.com](mailto:editor@ourhomesmagazine.com)

ASSOCIATE & WEB EDITOR Julie Simmonds

MANAGING EDITORS Nancy Belgue,  
Adrienne Brown, Pauline Clark,  
Walter Franczyk, Mary Hatt, Sarah Hoy,  
Gina Makkar, Georgette McCulloch,  
Annette McLeod, Melissa North,  
Jay Robinson, Jennifer Schleich,  
Jude Wayland, Melody Wren

#### ART

ACTING ART DIRECTOR Georgie Donais  
[gdonais@ourhomesmagazine.com](mailto:gdonais@ourhomesmagazine.com)

ART DIRECTOR Tara Chattell (on leave)

#### ASSOCIATE ART DIRECTORS

Sheila Britton, Robynne Sangiuliano

#### PRODUCTION

PRODUCTION DIRECTOR Lynn Derrick  
[lynn@ourhomesmagazine.com](mailto:lynn@ourhomesmagazine.com)

#### PRODUCTION MANAGERS

Julia Dempsey, Kelly Donaldson,  
Marilyn Reid, Abby Reynolds,  
Tracy Shuttleworth, Andrea Wray

#### OPERATIONS

PRESIDENT & CEO David Loopstra  
[david@ourhomesmagazine.com](mailto:david@ourhomesmagazine.com)

VP OF FRANCHISING & FRANCHISE OPERATIONS  
Suzanne Strong  
[suzanne@ourhomesmagazine.com](mailto:suzanne@ourhomesmagazine.com)

ACCOUNTING Donna Duggan

ADMINISTRATIVE ASSISTANT Lisa Merrell

#### CONTRIBUTORS

Brandon Barre, Tara Chattell, Pat Crocker, Lori Franczyk, Walter Franczyk,  
Shelby Hilson, Sandy MacKay, Charlene Peck, Stephanie Redmond, Yanic Simard

Advertisements and the content, including photos, of advertisements published within OUR HOMES magazine are supplied solely by the advertiser and neither the publisher nor OUR HOMES Media Group Inc. accept responsibility for opinions expressed in advertisements or for copyright issues with regards to photos, advertising copy and advertisements, nor shall they be held liable thereby. By act of reading this publication, all advertisers and readers agree to indemnify and hold harmless both OUR HOMES Media Group Inc., and the publisher thereby. Copyright ©2015 OUR HOMES Media Group Inc. All rights reserved. Reproduction without permission is prohibited.

#### OUR HOMES CAN BE FOUND IN THE FOLLOWING MARKETS:

Barrie • Durham Region • Grey Bruce • Hamilton • London  
• Mississauga • Muskoka • Oakville/Burlington/Milton • Ottawa • Peterborough  
• Sault Ste. Marie & Algoma • Southern Georgian Bay • Vaughan  
• Region of Waterloo • Wellington County/Orangeville/Caledon • Windsor

For franchise inquiries please visit [ourhomes.ca](http://ourhomes.ca)

Or e-mail Suzanne Strong at [franchise@ourhomesmagazine.com](mailto:franchise@ourhomesmagazine.com)



PROUD SUPPORTER  
Nature Conservancy of Canada™

We Specialize in Cottage Properties *Island to Mainland*

*Providing peace of mind through innovative insurance products*



**Parry Sound**  
insurance brokers Ltd.

#### PARRY SOUND

69A Bowes Street

Phone: 705-746-2725 Toll Free: 1-800-305-7045

Fax: 705-746-6420

#### HUNTSVILLE

10 Main Street West

Phone: 705-789-4222 Fax: 705-789-5121

[dave@parrysoundinsurance.com](mailto:dave@parrysoundinsurance.com)

[www.parrysoundinsurance.com](http://www.parrysoundinsurance.com)

**Muskoka**  
insurance brokers Ltd.

#### GRAVENHURST

320 Muskoka Road North, Box 400

Phone: 705-687-6606 Ext 23 Fax: 705-687-4290

#### BRACEBRIDGE

186 Ecclestone Drive, Box 2099

Phone: 705-645-9533 Fax: 705-645-9733

#### PORT CARLING

80 Joseph Street, Box 31

Phone: 705-765-3153 Fax: 705-765-6502



Proudly associated with  
**West Wawanosh Mutual Insurance Company**  
~ Neighbour Helping Neighbour Since 1879 ~



Your Best Insurance  
An Insurance Broker





PHOTO BY LORI FRANCIZYK

### THE FIRST TIME I SAW ELM PLANKS

on a construction site, it was like seeing a ghost.

My most lasting memories of elm trees were from the 1960s when Dutch elm disease killed most of these deciduous giants in southern Ontario. A fungus, spread by elm bark beetles, choked these tall, stately shade trees. Old elms lost their leaves, becoming dry, leafless skeletons, hulking over the landscape. At the time, people collecting unemployment insurance could get winter work – felling, bucking and burning dead elms as part of an organized effort to control the disease.

So, I was surprised to see a crew installing elm, sawn in varying widths and lengths, as tongue-in-groove planks for the floor of a new cottage. The wood from Haliburton had been milled from the rough beams of a century-old barn. The elm was well over 200 or perhaps more than 300 years old, yet good as new.

I was intrigued by the idea of building with what I thought was an extinct wood species. I scavenged the burn pile at the construction site for discarded bits of elm. I didn't want to see any of this precious commodity wasted. Eventually, the flooring contractor gave me all his leftover elm – a whole pickup truck load. Some of it was split and damaged, but there was enough good wood to install a new

floor in our kitchen. For the living room, I cut the tongues and grooves off planks and made free-standing shelving for a stereo, DVD player and radio. I also built an elm bookshelf for CDs and novels.

I've enjoyed working with this antique lumber so much that I'm now running low. Without enough for a large project, I treat it like a rare wine or whisky, to be preserved and savoured only on special occasions. My next construction is a step stool for our corgi, Shappie. It will give her a leg up when she hops up on the love seat, one of her favourite spots for a late evening snooze.

My fear about the demise of elms was unjustified. Although most big elms succumbed to Dutch elm disease, a few, almost five feet in diameter, survived. Across Ontario, as far north as Timmins and as far west as Kenora, small and medium-sized elms still grow in the wild.

*Walter Franczyk*

Walter Franczyk, Managing Editor  
walter@ourhomesmagazine.com

Follow us @OurHomesMag

## YOUR VISION, *our experience.*

Professional Engineers & Builders of Fine Seasonal Homes



A building experience you'll feel right at home with.

**TAMARACK**  
NORTH LTD  
PROFESSIONAL ENGINEERS & BUILDERS OF FINE SEASONAL HOMES

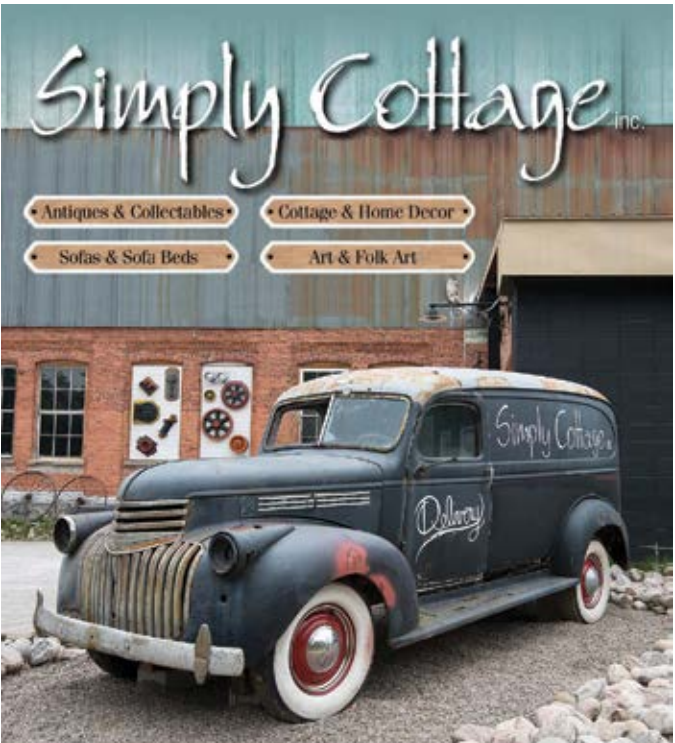
CELEBRATING  
**25**  
YEARS

MUSKOKA, GEORGIAN BAY & LAKE OF BAYS  
**www.tamaracknorth.com**  
OFFICE: 800.294.2271 or 705.765.1364



Les and Renata Partyka  
1295 Muskoka Rd. 118 West  
Bracebridge  
705.645.3380  
stoneway.inc@gmail.com

**stoneway**  
marble & granite inc.



101 Entrance Drive, Bracebridge  
705.646.2828  
**www.SimplyCottage.ca**



# contents

## winter



30

### ON THE COVER

Isabella Lake Lodge,  
Story, Page 20.  
Photography By  
Sandy Mackay.



### departments

- 8 EDITOR'S NOTE
- 14 ADVICE  
Camp Fire Chic
- 16 STYLE PICKS  
Wintry Selections
- 30 COMFORT ZONE  
Bright By Design
- 52 PEOPLE  
Homes With Seniority
- 59 HOME RESOURCE DIRECTORY
- 64 FINISHING TOUCH  
Hot Pot Spots

### features

- 20 FEATURE HOME  
A Lodge For All Seasons
- 36 HOME & BUILDER  
High On The Hill
- DECORATING
- 44 Fabulous Ranges
- 60 Organized Kitchens
- 48 COOKING AT HOME  
Lemon Chutney
- 50 GOOD TASTE  
Ginger Sipping
- 62 GREEN LIVING  
Net Zero Homes

16



custom quality homes & cottages since 1971

decks • docks • boathouses • renovations

PARRY SOUND • MUSKOKA • GEORGIAN BAY

705.746.4571 • [rosepoint@rosepoint.ca](mailto:rosepoint@rosepoint.ca) • [www.rosepoint.ca](http://www.rosepoint.ca)



# French's Fine Homes and Cottages Too



**MUSKOKA'S ENERGY EFFICIENT BUILDER**



*At French's Fine Homes we pay attention to details when creating your dream home or cottage, making the process a dream come true. Call French's today to get a free quote, or to learn more about our company!*



**BUILDING YOUR DREAMS - ON YOUR LOT OR OURS, FROM YOUR PLAN OR OURS**



**MODELS HOURS:**  
WINTER Model Hours: Closed December 1- January 2  
January 3 to February 28th open Weekends Only

*For Viewing at other times please contact our office*



**Head office 705-385-2311 or 1-800-282-7763**

126 Greer Road, Port Sydney, P0B 1L0

**build@frenchsfinehomes.ca**

**frenchsfinehomes.ca**



# THE ART OF FIRE

*Experience the warmth of one of the largest showrooms in Parry Sound & Muskoka*



**Fireplace & Leisure Centre**

Serving Parry Sound & Muskoka for 22 Years  
WETT Certified Staff

Fireplaces & Woodstoves  
(Gas, Wood & Pellet)  
Chimneys  
Fireplace Accessories  
Beachcomber Hot Tubs

Quality Barbecue Grills  
Outdoor Kitchens  
Fire Pits  
Hatteras Hammocks  
Modulux Home Packages



1.888.334.8693 | 705.746.6800 | www.fplc.ca | 90 Oastler Park Drive, Seguin, ON, P2A 0B2 (Just south of Parry Sound)



# FREE SHOP AT HOME OR COTTAGE

CONSULTATION FOR A FULL LINE OF WINDOW BLINDS OR SHUTTERS



Window Quilt HunterDouglas



Energy Efficient Duette angled shades from Hunter Douglas



Insulating Security Rollershutter from Kimbel



Weather and Insect Control At a Touch of a Button



Manual and Motorized Sunshades

## "Muskoka's Specialists"

in decorative, insulating and specialty window shades

Window Quilt (MUSKOKA)

VISIT OUR SHOWROOM

102 Lindgren Rd. West Unit 5, Huntsville

CALL JOHN OR ANN FOR AN APPOINTMENT

(705) 789-1236 or 1-800-561-1351

www.windowquiltmuskoka.com

wqblinds@windowquiltmuskoka.com

advice


# CABIN CHIC

STORY STEPHANIE REDMOND

Cabin chic seems a fitting décor choice for winter months. The aesthetic evokes images of cosiness and warmth, reminding us of what it is to be Canadian. Rustic interiors with wood, wool and hot chocolate come to mind. However, let's not forget that, in August, we sweat, fight blackflies, and if we're lucky, swim in our wonderful fresh water. Winter or summer, the cabin makes me feel truly Canadian. Here's how to achieve that rustic setting, with a few modern conveniences.

First of all, I have to stress comfort. No modernist furniture in my cabin, please! How about this extra long sofa from Lee Industries? It will accommodate a mass of people (perfect for the weekends) and is ultra comfy for lounging, reading and napping. Of course, I'd prefer it in a natural linen colour, so it doesn't clash with my collection of antique Bay blankets. If you don't have one, they are always available (and always in style) at The Bay. Now, if you're a bit allergic to colour, you can always go with the Millenium Stripe, which is a more neutral approach, but just as lovely.

Of course, all of this must sit on a rustic base of something, so let's talk about wood flooring. In the cabin, I see pine, but if you have dogs or kids, or simply a busy household, pine will be too soft. You can apply an oil or wax finish (this will not protect it from grooves) but the wear will be slightly less noticeable than a deeper stain finish. If



1. MORI 2420 PENDANT: Rich Brilliant Willing  
2. MILLENNIUM STRIPE BAY BLANKET: Hudson's Bay Company  
3. RATTAN LOUNGE CHAIRS: 1stDibs.com  
4. LINEN SOFA: Lee Industries



3



you'd like to modernize, try a grey wash quarter sawn oak with an oil finish. More Belgian than Canadian, but the results will be stunning.

As tempted as I am to put an antler chandelier in here, I like my lighting a bit more modern. You can try the Mori light by Rich Brilliant Willing for a beautiful, soft glow. With more rustic companions like wood and textural fabrics, a modern light will fit right in without making the scene appear too contemporary. (For a cheap fix, you can always use a big white paper lantern – always a winner as far as I'm concerned!)

A cabin shouldn't feel like it was pieced together yesterday, or it becomes too decorated and too stiff. Throw a fur rug on the floor and a few oddball pieces to make it seem like a collection from bygone times. I like rattan because its low-key style never looks right off the shelf. I found these chairs on 1stdibs.com for a bit of rustic charm. They're quirky and will look great with pine floors.

There is one more piece that every cabin needs: Monopoly! I would add a deck of cards and Scrabble, too; the list is never-ending. Whatever your game, don't forget to include an antique pine chest of drawers filled to the brim with games that the whole family can enjoy in front of a roaring fire. Now that is wonderful living. OH



4

Designer Stephanie Redmond shares her ideas.



SUSTAINABLE BY NATURE. CREATIVE BY DESIGN.



FAD architects

705.746.5272 fad.ca

We're full service - start to finish, as licensed Architects, our collaborative approach to the design and construction process makes us uniquely qualified to help you realize your dreams. Visit us online or contact us to learn more about our custom design process and our eco-friendly, turnkey dwelling packages.

■ architectural design ■ interior's & custom furniture ■ commercial ■ residential



Making Life Easier

•Security Checks  
•Snow Removal  
•Roofs & Decks  
•Lawn & Garden Care  
... all your property needs

Serving the PARRY SOUND - MUSKOKA area

Cell: 705.774.1585

www.orrpropertymanagement.com



PHOTOGRAPHY **WALTER FRANCZYK**

# ATTENTION TO DETAIL

Cool ideas for northern living.



**1 THE ETHEL CURRY GALLERY**

**Howling Wolves**  
Rendered in soapstone by sculptor Loreene Henry of the Six Nations of Grand River, these polished carvings elicit the spirit of Canada's apex predator. A member of the Turtle Clan, Cayuga Nation, Henry has been working in stone for more than 30 years.

94 Maple Ave., Haliburton  
705.457.9687 | [theethelcurrygallery.com](http://theethelcurrygallery.com)

**2 RONA BUILDING CENTRE**

**Bathroom Accents**  
Accessorize your spa or bathroom with decorative soap dispensers, tumblers, flower vases and soap holders from a Canadian store that provides the essentials for a new home or major renovation. Rona can help furnish every room in your house.

115 Bowes St., Parry Sound  
705.746.5894 | [parrysoundrona.com](http://parrysoundrona.com)

**3 FAB & FUNKY**

**Deacon's Bench**  
Erica Jack converted a bed headboard and footboard into a black and blue deacon's bench that can also serve as a comfy dog bed. Upholstered in a zebra-patterned textile, it's available with or without decorative pillows. This new store specializes in upcycled home furnishings, unique art, aquaponics, distinctive clothing and purses.

77 Manitoba St., Bracebridge  
705.706.1414 | [etsy.com/shop/fabandfunky77](http://etsy.com/shop/fabandfunky77)

*Continued on page 18*



Jamie Steele **705.773.8774** [jamie@jscustombuilders.com](mailto:jamie@jscustombuilders.com)  
John Schmalz **705.773.3479** [john@jscustombuilders.com](mailto:john@jscustombuilders.com)







4



5



6

4 VERANDA

**French Tablecloths**  
Beautiful 100 per cent cotton tablecloths from France are coated for easy cleaning without laundering. They are available in round and rectangular sizes with dozens of colourful patterns, including wine labels, olives, flowers and more to complement any décor.

24 Manitoba St., Bracebridge  
705.645.6451 | verandacollection.ca

5 SASSY DIGS

**Tartan Chair**  
Nature inspires the Haliburton Highlands Tartan covering this armchair by Statum Designs Inc. Loomed in Scotland, the blue threads represent Haliburton's lakes and rivers, green evokes the forests, while red and gold personify fall colours. White symbolizes snow and trilliums, while brown stands for the earth and fur-bearing animals.

124 Bobcaygeon Rd., Minden  
705.286.3333

6 NORTH GATE POWER EQUIPMENT MUSKOKA

**Snowblower**  
A powerful, two-stage snowblower from Honda will make short work of winter chores. The track drive ensures a good grip on driveways and sidewalks. North Gate also sells and services a variety of equipment from Honda, John Deere, Polaris® and Stihl®.

1689 Winhara Rd., Gravenhurst  
705.645.8464 | northgatemuskoka.com OH

# Creative Solutions for Your Home or Cottage



*Cottage Hill*  
FURNITURE & CABINETS INC.

4025 Loop Rd., Harcourt  
705.448.9610

165 Highland St., Haliburton  
705.457.2277



f CottageHillFurniture  
cottagehill.ca

kitchen & bath • furniture & cabinetry • murphy beds





Brenda Clark stitched the runner for the Martin's Mitre Box pine dining table in their Isabella Lake cottage. She used matching material to cover the black stools at the dining bar. **TOP RIGHT:** Bryce and Brenda Clark are co-owners of 300 acres of forest that they enjoy in every season. **RIGHT:** Hewson Construction Ltd. used stone, wood and considerable skill to build a lake house with the look of a lodge.

# A LODGE FOR *all seasons*

STORY **CHARLENE PECK** | PHOTOGRAPHY **SANDY MACKAY**

Even the big kids love sleepovers at the Clarks' new cottage.

Designed for bringing family and friends together, Bryce and Brenda Clark's 2,000 sq. ft., three-bedroom cottage maximizes space to sleep 16 comfortably. Pullout sofas located in cosy alcoves throughout the cottage, as well as the four-season sun porch, invite visitors to settle in.

For as long as Bryce can remember, the Clark family cottage property was the neighbourhood gathering place. Its large yard – gently sloping to 100 feet of natural sandy shoreline on Isabella Lake in Seguin Township – was ideal for beach volleyball, impromptu soccer matches or even a refined evening of wine tasting. *Continued on page 22*







The original family cottage was a modest structure of two-by-four rafters on piers, built by Bryce's father in 1957. When Bryce and Brenda acquired the property, they began considering how they could spend more time at the cottage, especially in winter.

For years they'd come up on winter weekends, only to drive home the same day. One memorable attempt to stay longer resulted in having to contend with frozen water pipes. The couple opted to rebuild after assessing the feasibility of winterizing their existing cottage.

They chose **Hewson Construction Ltd.** of Parry Sound as the contractor. The company mastered the block work, rough framing,

flooring, interior woodwork and trim. "When you look at the trim work in this place, I would say they're not carpenters. They're more than that; they're artists," Bryce says, pointing out precision and beauty in the baseboard mitre joints and wainscoting. "We were really happy with the workmanship."

Hewson Construction's president and builder **Mitch Hewson** was very cautious, Bryce adds. "If there was a hiccup in the plans, he thought things through before barging ahead and building, and then having to tear it down."

Darren Sanger-Smith at Structured Creations in Burlington, who had impressed the Clarks with a project at their home in



**OPPOSITE TOP LEFT:** An ancient bell, salvaged from the original family cottage, hangs prominently above the front deck. **OPPOSITE FAR LEFT:** Antique farm implements including a rake, threshing tool and hand-carved wooden grain shovel sit atop the entrance hall closet. **OPPOSITE LEFT:** A sun room with comfy in-floor heating provides a peaceful, panoramic view of the lake. **LEFT:** Leathered granite covers the counters and kitchen island. Dry stack slate forms the backsplash. Cabinets are made of alder. The kitchen island houses a wine and beer fridge as well as a microwave oven.

Bolton, was asked to design the new cottage. The Clarks wanted to capture the character of a lodge, using an abundance of new and aged wood, including reclaimed elm barn-board floors on the main level and pine board upstairs.

Impressive 25-foot cathedral ceilings greet guests entering the great room, where a

fireplace graced with heirloom snowshoes is a focal point, second only to the tranquil lake view. The lodge theme continues with a cosy central reading alcove. Off the great room is a sunroom complete with radiant heat-warmed stone flooring. Upstairs beside the stairwell, a table awaits guests who enjoy playing cards and cottage board games.

Adding vintage charm on the new deck is a large antique metal bell, a treasured fixture preserved during demolition of the original family cottage.

Construction was ongoing throughout 2012 with **Burke Stonework & Excavating** of McDougall Township excavating the project. *Continued on page 24*





Bryce observed Hewson's meticulous attention to detail throughout the project, from rough framing to final trimming. "All the finish work by those guys goes together really nicely, because when they build, everything is square and plumbed perfectly, and that all shows when they trim up," Bryce explains. Quality workmanship is particularly evident in the great room floors where reclaimed elm barn boards of random widths are artistically melded, as if threaded by nature and time.

Throughout construction, Hewson felt it was important to maintain a "family feeling" inherent in the site.

"Tearing down an old cottage can sometimes be difficult if it's been in the family for a long time, so I wanted the Clarks to be happy with how the new cottage fit into the existing property," he says. "The building itself has great architectural details and an interesting roof design that is a lot different from the typical cottage that we've been building up here," Hewson explains. "They managed to incorporate a lot of different roof styles into one cottage."

Ensuring the structure was ready for four-season use, **Sound Seals Insulation** installed R-24 insulation, while **Dave Arstad** of **Duck Lake Plumbing** in Orrville did the plumbing and added a forced-air heating system and some in-floor hot water heating.

*Continued on page 26*



**TOP LEFT:** Above the games table, a Chicago Blackhawks jersey, autographed by captain Jonathan Toews, was collected at a fundraiser for The Hospital for Sick Children and the Canadian Cancer Society's Shoot for the Cure. **ABOVE:** The master bedroom has a lake view and private walkout to the deck. **LEFT:** Clear cedar lines the walls of the en suite bathroom where porcelain covers the floor and glassed shower stall.

# The heart of the home, love it.

Inspired kitchen and bath creations.



6 Designer's Lane at Oastler Park Drive and Hunter Drive  
Parry Sound • Muskoka • Georgian Bay

705.746.8686 • [www.northernliving.ca](http://www.northernliving.ca)



**NORTHERN LIVING**  
KITCHEN & BATH LTD.





Brenda is pleased with the kitchen, bathroom and laundry room options offered by **Northern Living Kitchen and Bath Ltd.** of Parry Sound. She chose taupe quartz countertops for the four-piece bathroom upstairs, the three-piece en suite and two-piece powder room downstairs. All have a similar style of cabinetry, but in varying colours. “I feel it unifies them and ties the whole look of the cottage together,” Brenda explains. Porcelain “slate-look” tile flooring also maintains that cohesive flow.

Guests often remark on the striking backsplash in the kitchen. It complements the leathered granite countertops Brenda chose for their durability and ease of maintenance. “And the matte finish gives it more of a cottage feel,” she says.

A solid handcrafted pine dining table by **Martin’s Mitre Box** has built-in leaves that readily extend to accommodate 16. Furnishings from **Harris’ Furniture & Antiques** lend northern comfort to the lodge.

The whole family, including daughter Madeleine, readily choose the Rumford fireplace from **Fireplace and Leisure Centre** in Parry Sound as a favourite element in the new cottage. “It’s designed to produce a brisk, bright, roaring fire,” Bryce explains. “It’s really aesthetically pleasing.” Topped with a barn board mantel, the fireplace adds to the ambience of rustic lodge stays and the novelty of the four-season cottaging the Clarks are discovering since making the leap to rebuild.

“Really, we just wanted to be able to come up here and use it more,” Bryce explains. “With the original cottage, it was just from May 24th to Thanksgiving. Now we can snowshoe every weekend, if we desire, and snowmobile.”

Whether watching pond hockey, waking up Christmas morning to new family traditions at the lake, or simply curling up on the sofa to watch a crimson sun dip below a white horizon, the fireplace is a symbolic reminder. Gone are the days of packing up the car and heading back to the city to warm up. **OH**



TOP: The Clarks built their Isabella Lake lodge with lots of space for family, friends and overnight guests. ABOVE: Fall paints the lakeshore in stunning hues.

LOCAL SOURCE GUIDE

Ardco • Burke Stonework & Excavating • Duck Lake Plumbing • Fireplace & Leisure Centre • Georgian Bay Painting • Harris’ Furniture & Antiques • Hewson Construction Ltd. • Living Lighting • Martin’s Mitre Box • McNabb Home Building Centre • Northern Living Kitchen & Bath Ltd. • Parry Sound Furniture • Sound Seals Insulation

RESTORING BEAUTY & VALUE TO HOMES SINCE 1988

LIKE US ON FACEBOOK

- Refinishing Hardwood Floors / Cabinets
- Interior Wood Restoration
- Staining
- Drywall Repair & Painting

705.644.4619

www.CedarLaineRestoration.com

ISLAND ACCESS

MARSHALL BLACK  
CUSTOM CARPENTRY

Let us create your new space!

FULL SERVICE CONTRACTOR

Full home construction

Renovations

Custom finishing

Decks and docks

Roofing and siding

Windows and doors

Property management services

(705) 773-8582

www.marshallblackcarpentry.com

info@marshallblackcarpentry.com

PROMPT

PROFESSIONAL

PERSONAL

BURKE  
STONEWORK & EXCAVATING

Septic Systems, Foundations, Retaining Walls, Flagstone Patios, Walkways + Stairways, Driveways, Trenches Lot Clearing and more!

705.389.9879

carlburke@hotmail.ca | burke-stonework.ca

Valcourt  
The Fireplace of Your Dreams

3 CAIRNS DRIVE, HUNTSVILLE, ONTARIO

P.705.789.8067

F.705.789.5908

info@fireplaceking.com

FIREPLACE KING  
HEARTH & HOME COMFORT

www.fireplaceking.com

26 | ourhomes WINTER 2015



# advertise with us



Connect like never  
before to targeted  
consumers in the  
Muskoka and  
Haliburton regions

STYLE • COMFORT • IDEAS • REAL ESTATE  
**ourhomes**  
PARRY SOUND MUSKOKA HUNTSVILLE HALIBURTON

PREMIUM HIGH GLOSS COFFEE TABLE MAGAZINE

25,000 PRINTED EVERY ISSUE

Direct distribution to select builders, decorators, designers, architects, engineers, trades, and professional offices throughout the region.

Over 8,000 copies mailed directly to targeted, high net-worth permanent residents and business leaders throughout the area.

This is a distinct region with grand and beautiful homes and cottages. It is filled with exceptionally talented craftsmen, designers, builders, decorators, woodworkers, artists, real estate agents, artisans, landscapers, trades, architects, and consultants. OUR HOMES magazine promotes economic development within this region by showcasing the LOCAL talent, LOCAL retailers, and LOCAL real estate developers.



Don Butler :: don@ourhomesmagazine.com :: 416.529.0538/1.877.870.8313  
Mike Murphy :: mike@ourhomesmagazine.com :: 705.774.9000/1.877.870.8313

*INQUIRE ABOUT EDITORIAL OPPORTUNITIES TO SHOWCASE YOUR BUSINESS*

OUR HOMES offers the best advertising value. Period.

# The Luxury Log Home Lifestyle



Let us *take your* breath away



**BUILDING IN THE SPRING?**  
**CALL NOW TO FIND OUT HOW TO SAVE OVER \$15,000**



[www.truenorthloghomes.com](http://www.truenorthloghomes.com)

The Most Technologically  
Advanced Log Homes in the World  
*Dealer & Sales inquiries welcome*

1.800.661.1628  
[info@truenorthloghomes.com](mailto:info@truenorthloghomes.com)

Follow True North on the following Social Media Outlets...





comfort zone

# BRIGHT BY DESIGN

STORY AND PHOTOGRAPHY  
WALTER FRANCZYK



Tary and Ed Roossien



**THE PLACE:** Tary and Ed Roossien converted a former church to create **The LightHouse Design Centre**, kitty-corner from Urban Rustic Living, their home décor and furniture store. Ed did most of the renovations, assisted by Dan Alexander, a craftsman skilled at converting old buildings with style and flair. The LightHouse offers custom-made lighting, chandeliers and contemporary lamps from a variety of manufacturers. It's the place to go for lighting that's different – the focal point of any room.

**THE STYLE:** "Lighting is a huge part of design," says Tary. The LightHouse carries pendant lighting, sconces and chandeliers made of hammered iron, wood and fibres. "Forged iron is huge for us," says Tary. "It's moving away from the very rustic look,



with moose and bears, to a more streamlined effect, a classic look that fits a lot of settings." Below a myriad of suspended lights, the store showcases up-country furniture, large seating pieces and a style Tary calls Muskoka Chic. "There are many people moving into our environment who aren't cottagers," she says. They're in transition, seeking comfort, a lifestyle change and cutting loose from city life, and not necessarily seeking a cottage-look for their new home, she explains.

**THE PRODUCTS:** Ed and Tary source all their lighting. They attend international trade shows and are fully invested in lighting design. "We have design people who can work with builders to put together electrical plans," Tary says. Builders can send clients to The LightHouse to see a complete range of fixtures and furnishings, from bathroom vanities to great-room chandeliers. "We make sure the quality is top notch," Tary says. The store also supplies antler lighting. Knowledgeable staff have the technical expertise to advise and educate clients. The store carries bulbs for all its lighting, including LED lights and Edison bulbs that give contemporary lights an old-fashioned glow. The store's upper loft is home to Muskoka Window Quilt with window coverings that include Hunter Douglas, SunProject™ and Pergotenda® for outdoor living spaces.

**WHAT'S HOT:** "The industrial look is very big," says Tary. Many people favour pendant lights. Lanterns are also popular. Homeowners are trending away from lighting collections, choosing instead a couple of big pieces, then supplementing them with lights from other suppliers.

**GET THERE:** 20 Main St. W. Huntsville  
705.788.7478 | [thelighthousemuskoka.com](http://thelighthousemuskoka.com) **OH**





GET MORE  
*online*

HOME  
TOURS

STYLE  
IDEAS

RECIPES  
& DIYS

ANY DEVICE, ANY TIME, ANY PLACE.  
LOG ON TODAY AT

**ourhomes.ca**  
CELEBRATING LIFE AT HOME



*Happy Holidays*  
FROM BARRIE TRIM & MOULDINGS


**BTM** BARRIE TRIM &  
MOULDINGS INC.  
TRIM DOORS STAIRS RAILINGS

Monday to Friday 7am-5pm & Saturdays 9am-3pm  
52 Saunders Road, Barrie | 705-739-2200 | 1-800-265-3465 | [www.barrietrtrim.com](http://www.barrietrtrim.com)

 METRIE

TRUE CRAFT  
SEE THE COLLECTION NOW

# JOHN BACHER CONSTRUCTION



Since 1976

Full Site Prep  
Excavation

Septic

Roads

Foundations

Landscaping

office: 705-766-0204  
cell: 705-787-5038

[info@johnbacherconstruction.com](mailto:info@johnbacherconstruction.com)  
[www.johnbacherconstruction.com](http://www.johnbacherconstruction.com)



DR. NATALIE EVES

DVM, BSc. PT

DR. JENNIFER GARNER

DVM, BSc.



**NOW AVAILABLE**

## Cottage Country Mobile Veterinary Services

*If you can't come to us, we'll come to you!*

### MOBILE SERVICES INCLUDE

- wellness examinations
- vaccinations
- euthanasia and aftercare
- laboratory services
- therapy laser
- heartworm testing and prevention
- intestinal parasite deworming products
- prescription medications
- transport to Cottage Country Animal Clinic if further diagnostics, hospitalization or surgery is required
- minor surgery
- nails
- retail products
- flea and tick prevention

Providing mobile veterinary services to companion animals in Muskoka-Parry Sound. For boat access cottagers, let us meet you at the marina.



TOLL FREE 866.590.7387 (PETS) or 705.746.4444

2 Edward Street, Parry Sound, ON  
www.cottagecountryanimalclinic.ca

**ROTO Spa**  
Hot Tubs

**For Home,  
Cottage  
or Both**



*Dare to compare!*



*Just plug it in...*

**Spacious 6 person, all season hot tub with self-cleaning, high output ozonator and a 10 year warranty!**

- plugs into any standard 110v outlet, 220v ready, if desired
- transports easily, just roll into place
- dual filtration system with high efficiency, 2-speed pump
- 20 hydrotherapy jets including foot massagers
- completely sealed 1-piece durable shell
- high density injection foam insulated throughout

VISIT OUR FACTORY & SHOWROOM

**1565 County Road 18  
LAKEFIELD**

(Between Bridgenorth & Lakefield)

**1 (877).ROTOSPA**

[www.rotospa.com](http://www.rotospa.com)

CHECK WEBSITE FOR A HALIBURTON, PARRY SOUND OR MUSKOKA DEALER NEAR YOU

**MATTRESSES** *of muskoka*

*"Your Home and Cottage Mattress Centre"*

**THE LARGEST SELECTION OF IN-STOCK  
MATTRESSES IN MUSKOKA**



**Premier Supreme  
by Marshall Mattress®**

6 Monica Lane, Bracebridge  
705.646.2557  
[www.mattressesofmuskoka.com](http://www.mattressesofmuskoka.com)

## YOUR ONLY FULL-SERVICE Salon & Spa in Minden

### Beauty

Jewelry  
Fashion accessories  
**Skincare Products:**  
Yonka, Vagheggi,  
Designer Skin

### Aesthetics

Mani/Pedi  
Gel nails  
Facials  
Waxing  
Sugaring  
Body treatments  
Spray tan  
Stand-up tanning bed

### Hair

Cut  
Colour  
Highlights  
Extensions  
Bridal & special events  
**Hair Products:**  
Living Proof,  
Kevin Murphy,  
Moroccan Oil,  
Pravana

Call Today... **Ommh**  
Beauty Boutique  
**705-286-4444**





# HIGH ON THE Hill

STORY **WALTER FRANCZYK**  
PHOTOGRAPHY **SANDY MACKAY**



Olympic gold medal winner Dara Howell says the Muskoka Ski Club is where she comes to have fun. Developers of TreeTops at Hidden Valley expect families in their new condominium development will do the same.

**THIS PAGE & OPPOSITE BOTTOM:** Natural light floods the living room of Club Leisure Corp.'s model home where designers created casual, stylish comfort. The glassed balcony overlooks Peninsula Lake and a nearby golf course. **TOP RIGHT:** Club Leisure partners Lesley Gregory and Adel Marco developed the 12-acre property from a homeowner's point of view. **RIGHT:** Cascading roof lines merge homes with the landscape.



**Club Leisure Corp.** is building a community of 120 homes on an escarpment of sloping forest land on the western edge of the Hidden Valley Highlands Ski Area, where Howell first learned the skills that helped her win gold in slopestyle skiing at the 2014 Olympics. Each TreeTops condo comes with a family membership with the ski club. Residents will be able to ski down to the Hidden Valley lifts, enjoy the slopes and ski home for lunch or at the end of the day. "It's rare to see," says Adel Marco, a Club Leisure partner.

But with stunning vistas of Peninsula Lake and the surrounding landscape, TreeTops condos aren't only for skiers. Four beautiful golf courses are just minutes away. Across the road is fine dining and year-round entertainment

*Continued on page 39*





at Deerhurst Resort, plus hiking trails that intersect the surrounding forest. A ski club membership provides exclusive access to a private beachfront property, a boat launch and docking facilities.

“We wanted to be able to deliver views and we wanted to be able to put the homes in an active environment, whether you are a skier or like to hike or like to do other sports,” says Lesley Gregory, another Club Leisure partner. “We wanted to have drama and wanted to have views and wanted to have it very nested and natural.”

As the property ascends the slope, scenery grows more spectacular, says Marco. “The view is magnificent up there,” he says. “Because there is an escarpment, the views are fantastic.” To protect the vista, TreeTops acquired and registered a view plane for the right to prune trees on the adjacent property below the escarpment. “Homeowners have the right, in perpetuity, to view and see the lake,” Marco says.

Designed by +VG Architects - The Venton Group Ltd. and built by **Greystone Project Management Inc.**, the new homes tuck into the rocky landscape. They have big, glassy windows (**Ross Windows & Doors**) to maximize the views and interconnect with the outdoors, says Peter Berton, +VG’s partner in charge and lead designer. “Even if you’re in Muskoka on a bad day, in the snow or the rain, or whatever – you are able to experience the outdoors and the beauty of Muskoka, whether it’s sunny, snowy, raining or whatever,” he explains. Architecturally, +VG strived to integrate homes with the environment, using cascading roof lines and exterior finishes with colours sympathetic with the rocks, trees and landscape. MDP Landscape Consultants Limited are the landscape architects while **Attainable Solutions Inc.** brought the landscape plans to life.

Named after Canadian landscape painters Tom Thomson and the Group of Seven, seven condominium floor plans range from 1,023 sq. ft. to 1,592 sq. ft. All have two bedrooms. Three larger models offer a den while the largest has a loft, cathedral ceilings and the option of a third bedroom. “The buildings were designed so you could join units, side by side or vertically,” says Gregory. “That gives you the scope to have larger sizes as well.”

*Continued on page 40*



**OPPOSITE PAGE:** Track lighting illuminates the stone-topped island that separates the kitchen from the dining area. The eat-in kitchen offers ample space for four or more diners. Cabinets from Cartier Kitchens Inc. and stainless steel appliances furnish the open concept kitchen. **ABOVE:** A den with corner windows provides a contemplative view of the forest and lake. **LEFT:** A one-piece basin in a floating designer vanity lends a modern, efficient style to this loft bathroom.





The second-story loft provides space for a games room, lounge, an office or overnight guests. Each home is furnished with at least two bathrooms. Walls are finished off-white while laminate covers the floors in all living areas.

The model home’s interior look is country casual with a modern twist, says designer Bryon Patton of Bryon Patton & Associates. “Our colour palette was inspired by nature, with golds, coppers, reds and greens to reflect the four-seasons landscape, charcoal greys and buckskin tans to reference the fabulous rock formations, and blues for the water and sky,” Patton says.

Cabinets from Cartier Kitchens Inc. furnish the elegant, modern kitchen where stone countertops and stainless-steel appliances from Appliance Canada inspire gourmet adventures. Bathrooms are equipped with floating designer vanities and chromed taps. Bathroom floors, showers and tub enclosures are finished with ceramic tile from **Modern Home Carpet One**. Durable, easy-care laminate covers floors in the living areas and bedrooms.

Each condominium is designed to afford a separation of space. Nestled down hallways and corridors, bedrooms are private and removed from the living areas. “We also listened to what we think the residents want,” Marco says, explaining that some units were designed with more storage. A separate garage, with more storage, has also been designed for those who want to store a vehicle or boat. “It’s an option,”

*Continued on page 42*



# GREYSTONE

PROJECT MANAGEMENT INC.

DESIGN BUILD • GENERAL CONTRACTING • LEED CERTIFIABLE PROJECTS • GREEN INITIATIVE SUSTAINABLE DESIGNS  
20 YEARS OF PROJECTS IN MUSKOKA/PARRY SOUND REGION



*“Designing our future on  
the strength of our past”*


info@greystoneconstruction.ca  
705.789.1418



*The Ethel Curry*  
**GALLERY**


*Featuring the works of Canadian Artists  
inspired by the Haliburton Highlands*

*Original Canadian Art,  
Always a sound investment*




www.theEthelCurryGallery.com  
94 Maple Ave. PO Box 242, Haliburton, ON, Canada  
info@ethelcurry.com 705.457.9687

**ROSS WINDOWS & DOORS**  
*Designed for Living*



Handcrafted Wood &  
High Performance,  
Energy Star approved,  
Vinyl Windows & Patio Doors

  
7 Mall Dr., Parry Sound • Tel: 705-746-2495 • www.rosswindowsanddoors.com





SOURCE GUIDE

Arnott Construction • Barrie Trim & Mouldings Inc. • Duncan Heyblom R.P.F. • Duncan Ross Architect • Hilltop Signs • Craig Hunter Electric Inc. • John E. Jackson Surveying • Kieffer Engineering • Kent Truss • North Country Property Management • North Muskoka House • Metropolitan Tile & Stone • Michalski Nielsen Associated Ltd. • Muti Kitchen & Bath • Muskoka Condo Services • Muskoka Rentals • Uniform Custom Countertops Inc. • AEC Engineering Inc. • Peerless Security • Pinestone Engineering Ltd. • Planscape • Regal Aluminum Railings • Rock Breakers 2007 Inc. Muskoka • Rolston Home Building Centre

A southern exposure helps warm the master bedroom. Geothermal radiant floor heating keeps each home cosy all winter. The geothermal system cools homes in the summer.

he says. “If they want a garage, we can provide them with a garage.”  
Geothermal in-floor radiant heating warms the entire development, ensuring uniform comfort with low and stable operating costs. Energy prices have become painful for people, especially those who bought typical 1980s condos heated by electric baseboards, Gregory says. “They have enormous carrying costs from an energy point of view,” she says. At TreeTops, geothermal heating and cooling systems, by Ameresco Inc. and **Tech Air Systems** are a responsible use of renewable resources, she says. “It will manifest itself in better resale value, cheaper operating costs, more consistent and predictable operating costs, and greater comfort.”  
Environmental initiatives are an important facet of the development, says Greystone

owner Pat Dube. “The building is constructed in an efficient manner. It’s all geothermal heat and high insulation values so the people who buy into the project will enjoy very low utility costs as we move forward. That’s a big concern to a lot of our buyers on most projects.”  
He describes it as a great project that tested builders’ skills. “It was challenging in that it’s all on bedrock,” he says. “Building the road and services was somewhat challenging, although if you’re not in rock or swamp, you’re not in Muskoka,” he laughs. “We’re pretty used to it.”  
With its environmentally-friendly bent and its family memberships in the Muskoka Ski Club, TreeTops helps sustain a lifestyle that nourishes healthy living and possibly, even future Olympic champions. There may well be more gold in these hills. **OH**

**T&C** CONSTRUCTION  
WELDING LTD.

STEEL DOCKS • SEPTICS • EXCAVATION  
DREDGING • SHEET/PILE DRIVING  
BARGING • MARINE CONTRACTING



705-689-3101  
2949 South Sparrow Lake Road Washago ON  
info@tcconstructionwelding.com  
tcconstructionwelding.com

HOME DÉCOR & GIFTS  
*the* **OLD TIN SHED**  
*- An intriguing mix of now & then -*



Bancroft  
25 Sherbourne Street  
(613) 332-6565



featuring  
heritage lighting  
salvage furniture  
linens and rugs  
hardware  
jewelry  
clothing

NO SANDING  
NO STRIPPING  
NO PRIMING

www.theoldtinshed.com  
*Award Winning “Retailer Of The Year”*

Play, Live and Experience Lake of Bays





**PREMIUM WATERFRONT LOTS  
ON BIGWIN ISLAND**

PROPERTIES FEATURING

- Large frontages, ranging from 200 ft to over 1,000 ft
- Prices Starting at \$425,000 (inc. HST)
- Equity golf membership at Bigwin Island Golf Club is included
- Builder’s Spec cottage available for immediate occupancy
- Opportunity to build your dream cottage





**DAVID SMITH, BROKER**  
DNS Real Estate, Muskoka Branch  
Phone: 705-645-1537  
Cell: 416-201-1071  
Email: dns@muskoka.com

**BIGWINPROPERTIES.CA**

42 | ourhomes WINTER 2015





1



2

# COOL KITCHEN COOKERS

The kitchen is the hardest working room in your home. You deserve a range that works as hard as the cook! Before you buy, pick the size, the technology and the look that fits your tastes.

1. **AGA** Total Control five oven 44-inch Range Cooker in Heather. 2. **Bosch** 30-inch Slide-in Range that fits in any freestanding range cut out. 3. **Elmira Stove Works** 1956 all-gas or dual-fuel electric oven. Retro with the latest technology. 4. **Jenn-Air** Pro-Style 30-inch modular, dual-fuel downdraft range with convection – a gas cooktop combined with electric oven.



3



4



5



7



6



8

5. The **Wolf** ICBDF606CG Dual-Fuel Range Cooker offers a wide variety of top configurations and the innovative dual-stacked surface burners as standard. 6. **GE Profile™ Series** 30-inch, slide-in double oven electric convection range. 7. **Viking** 36-inch dual-fuel range. 8. **Thermador** 48-inch Professional Series Pro Grand Commercial Depth Dual-fuel Steam Range. Features seven cooking options, including the industry exclusive steam and convection oven. **OH**



## >> SOURCE IT

### A MISCELLANY OF THE NEW, NEAT, UNIQUE, AND FABULOUS IN MUSKOKA AND THE SURROUNDING AREA

#### ALGONQUIN PROJECTS

Algonquin Projects, a division of R. Vaughan Services Inc., is your local cottage country Viceroy dealer. Our services



can provide you with complete building solutions from custom design and site preparation to turnkey completion.

Here at Algonquin Projects our goal is to provide custom home solutions that fit your family's lifestyle and needs while ensuring it blends seamlessly into the surroundings and is completed on time and on budget. Our top priority is to ensure our customers are 110% satisfied with their projects.

Algonquin Projects will work with you through every aspect of constructing your dream home and guide you through the entire build process. Being based in the heart of cottage country we understand and can anticipate the challenges of building in this area, and we can provide the solutions to these challenges.

Some of our services include:

- Initial site meetings to ensure the building design and location is best suited for site conditions.
- Complete excavation and landscaping services.
- Complete project management including working with local Townships to obtain all required permits and ongoing site meetings.
- Provide ongoing support throughout your build and into the future through exceptional custom service and extended warranties.

12621 Hwy 35, Minden • 705.286.6730  
1053 Main Street, Dorset • 705.766.9604  
1.888.842.3769

[www.algonquinprojects.com](http://www.algonquinprojects.com)

(Please see ads on pages 56 & 68)

#### HARRIS FURNITURE & ANTIQUES

Harris Furniture & Antiques is a company that for over 30 years has been driven by customer service and satisfaction. This simple philosophy combined with recognizing and adapting to ever changing customer demands in products has paved the way for consistent and continued growth in both physical retail space, product offering and onsite restoration facilities.

My Father had his own welding business in the original building that we built our retail store around. It was called "Reliable Welding" and he offered a lifetime guarantee on its workmanship.



That standard and confidence in whatever it is we offer our customers has been a fundamental part of the evolution and growth of our business.

We put a considerable amount of time in deciding which companies to deal with and what products to purchase. These companies consist of major manufacturers to small or one-man operations, but regardless of their size they all, like us, believe in receiving value for your money. Most of our suppliers are Canadian Companies.

We are a diverse store offering a unique shopping experience. While browsing around you could be admiring a beautiful cow hide sectional sofa; gothic window repurposed into a mirror; an old General Store Coffee Mill; pop case bench; or a wormy maple bedroom suite.

Everyone is welcome to browse, anytime they want!

17 Parry Sound Drive, Parry Sound

705.746.5100

[www.harrisfurniture.ca](http://www.harrisfurniture.ca)

(Please see ad on page 5)

#### NORTHERN LIVING KITCHEN & BATH

Northern Living Kitchen & Bath is proud to serve Parry Sound, Muskoka and Georgian Bay. We offer creative design, high quality products and expert installation for every room in your home or cottage. From rustic distressed alder wood, to high gloss colours we can offer cabinetry for every décor. Don't think anything can be done with your kitchen? Call and speak to one of our design professionals today and schedule a no obligation consultation and watch what our creative minds can accomplish. Not sure who to trust with your renovation? Let Northern Living's renovation team carefully handle the task of your kitchen or bathroom renovation.



Planning your project is an exciting process. Building functionality into your new space is invaluable... a pretty room is nice to look at, but a well designed space is priceless and something you will appreciate every single day. The appeal of a room created for its style only, quickly fades if the functional details have not been well planned. Style and substance, together at last! With over 25 years of experience, let the team from Northern Living Kitchen & Bath help make your space one you'll cherish for years to come.

Don't take our word for it, seeing is believing! Visit our showroom to see our vast array of materials and finishes in cabinetry, countertops, sinks and taps, tubs, hardware and our select collection of tile, stone and wide plank hardwood flooring.

6 Designer's Lane, Parry Sound

705.746.8686

[www.northernliving.ca](http://www.northernliving.ca)

(Please see ads on pages 25 & 57)

## >> SOURCE IT

### A MISCELLANY OF THE NEW, NEAT, UNIQUE, AND FABULOUS IN MUSKOKA AND THE SURROUNDING AREA

#### THE CORNER CABINET

Located in the heart of Muskoka in downtown Bracebridge by the silver bridge at the Falls. The Corner Cabinet is your destination for gifts, décor items and much more!

With an emphasis on handcrafted products, you will find unusual artisan pieces from Muskoka and across Canada to assist you in decorating your home or garden or that perfect item for a birthday, wedding or just a small hostess gift.

The Corner Cabinet features the work of several potters. Each with their own distinctive style and colour combinations,



as well as wood bark carvings, metal works for the wall or beautiful

metal windswept pine trees mounted on rocks, art glass and colourful woven throws, just to name a few.

Our most popular items include beautiful Ceramic Fire Pots in a variety of shapes, sizes and colours. They are the perfect way to enjoy the ambience of a fire on a summer evening without the hassle or safety concerns of a real bonfire. Use them on your deck, in a gazebo or sunroom or even down on the dock by the water's edge. The gel fuel even crackles like a bonfire!

Smaller items include candles and hand blown glass as well as fashion accessories like sheepskin mitts, childrens' moccasins, woven scarves, funky mismatched socks and many styles of unusual handmade jewellery.

705.645.2810

3 Manitoba Street, Bracebridge

[www.cornercabinet.ca](http://www.cornercabinet.ca)

(Please see ad on page 56)

#### FIREPLACE & LEISURE CENTRE

Putting up your feet in the warmth of a crackling fire can reduce stress and lower blood pressure.

At Fireplace & Leisure Centre, experts can show you how this classic way to relax can also heat your home while saving energy.

A family business for more than 20 years, Fireplace & Leisure Centre, just south of Parry Sound, services the surrounding Georgian Bay and Muskoka areas. Its modern showroom has more than 60 different fireplaces on display, many of them burning.

"Although we offer many styles of fireplaces, stoves, inserts, hot tubs, outdoor kitchens, barbecue grills and accessories, fireplaces are the heart of our business," says co-owner Shelley Wallace.

In the last few years, some fast food restaurants have been redesigning their premises to include fireplaces to make their eateries more inviting. "The hearth at home is

a gathering place. It's warm, it's comfortable, it says stay and relax, as opposed to 'This is fast food, get in and get out as quickly as possible,'" says Tré Musco, chief creative officer of Tesser, a design agency specializing in retail brands.

The same reasoning can apply to most modern lifestyles. Cottagers come to cottage country to relax and escape the pace of city life. Fireplaces and glowing wood fires are an intrinsic part of that experience. When installed and operated properly, wood-burning fires are a renewable source of clean heat.

Whatever your style or needs, Fireplace & Leisure Centre can help.

90 Oastler Park Drive, Sequin

705.746.6800

[www.fplc.ca](http://www.fplc.ca)

(Please see ads on pages 13 & 57)

#### ATTAINABLE SOLUTIONS INC.

Attainable Solutions Inc. is a family-based company located in Huntsville serving most of cottage country including Muskoka, Georgian Bay, Parry Sound, Haliburton and all points in between.

The company started out in the early nineties as a small landscaping business, and has evolved into a sizable contracting company of 20-30 employees, but still remains focused on quality workmanship and customer satisfaction, just as it did 24 years ago.

We specialize in custom homes and cottages, but also have a

landscaping division, a dock and boathouse division, two barges and our own heavy equipment, as well as offering in-house



design services. Attainable can handle as much or as little of your project as you require, and all estimates are free.

Our portfolio is wide and varied, ranging from traditional style post and beam cottages to more contemporary offerings, many of which can be viewed on our website.

Our barges are ideal for island work or hard to access waterfronts, and we also use them extensively for steel-pile dock construction.

Attainable is definitely worth looking into if you are considering undertaking any type of project, be it septic replacement, renovation, new construction or landscaping.

It would be our pleasure to work both for and with you.

705.783.6356

[www.attainable.ca](http://www.attainable.ca)

(Please see ads on pages 3, 53 & 57)

Continued on page 49



# SUN-FILLED LEMON CHUTNEY

STORY AND PHOTOS **PAT CROCKER**

This chutney gets better and better over time. In fact, it is best when “aged” from four to six months. Whether you make it for the holidays for gifts or wait until the new year, this tangy grill-buddy is perfect for summer barbecue season. Its spicy, rich marmalade flavour lends zest to grilled vegetables, fish and chicken. Don't be put off by the overnight macerating of the rind, flesh and salt because it's easy: all you do is peel and chop the lemons, combine with salt, cover and let sit overnight.

Because I like this chutney to have extra heat for grilled foods, I add either dried chipotle or hot red pepper flakes, but you can omit these if you wish. Use a small, heavy spice mortar and pestle – mine is cast iron – or a rolling pin to crush the seeds and a micro-grater to grate the fresh ginger.

## LEMON CHUTNEY

Makes 4 cups (1 L)	½ cup (125 mL) cider vinegar
8 thick-skin lemons, scrubbed	1 tbsp (15 mL) freshly grated gingerroot
2 tbsp (25 mL) pickling or Kosher salt	1 dried cayenne pepper, crushed
4 large cloves garlic, minced	1 tsp (5 mL) ground cardamom
½ cup (125 mL) dried currants	1 tsp (5 mL) crushed coriander
½ cup (125 mL) chopped dried apricots	½ tsp (2 mL) dried hot red pepper flakes, optional
½ cup (125 mL) freshly squeezed lemon juice	2 cups (500 mL) +2 tbsp (25 mL) packed brown sugar

- **Peel:** Using a vegetable peeler, remove the zest from the lemons, being careful not to include the white pith. Finely chop the zest. Using a paring knife, cut away and discard the white pith from around the lemons. Coarsely chop the lemons, discarding the seeds.
- **Combine:** In a non-reactive bowl, combine the zest, lemons and salt. Cover with a clean cloth and set aside in a cool place overnight.
- **Cook:** In a Maslin pan or large saucepan, combine macerated lemon mixture, garlic, currants, apricots, lemon juice, vinegar,



ginger, cayenne, cardamom, coriander and hot pepper flakes. Bring to a light simmer over high heat. Reduce heat to medium and stir in the brown sugar. Stir constantly until the sugar is dissolved.

- **Simmer:** Adjust the heat to keep the mixture at a regular simmer and cook, frequently stirring for 30 to 45 minutes, or until the mixture becomes thick and mounds on a wooden spoon.
- **Jar:** Meanwhile, place four, 1 cup (250 mL) Mason-type jars in a canning kettle. Cover with water and bring to a boil. Place 4 flat lids in a saucepan and pour boiling water over, set aside.
- **Fill:** Skim and discard any foam on chutney. Fill hot jars one at a time, leaving a ¼ inch (0.5 cm) headspace. Wipe rims with a clean cloth, top jars with flat lids and screw on metal rings. Return jars to the hot water bath, topping up with hot water if necessary to bring the water one inch (2.5 cm) over the tops of the jars. Cover the canner, bring water to a full rolling boil and keep boiling for 10 minutes.
- **Cool:** Turn the heat off, remove canner lid and wait 5 minutes before removing jars to a towel or rack to cool completely. Check seals, label and store in a cool place for up to one year.
- **Use:** Once it has “aged” for a month or more, serve Lemon Chutney right from the jar with baked whitefish (as shown), trout or salmon. You can also mix 1 cup (250 mL) with 3 tbsp (45 mL) chopped capers for a flavourful and different tartar sauce. Mix with orange juice or an equal amount of yogurt and coat chicken before baking. Mix ¼ cup (50 mL) chutney with the same amount of soy sauce and use as a sauce for stir-fried foods. Serve as a condiment for cooked chicken, cold cuts of meat and with a cheese platter or over brie, cream cheese or goat cheese. **OH**

## >> SOURCE IT

### DISCOVERY DREAM HOMES

Discovery Dream Homes is a design/manufacturing company. They specialize in supplying custom Log Home and Timber Frame Home packages for the cottage and second home industry in the Canadian and the international marketplace.



The company was founded in 2003 by father and son team John and Ray King. The head office is located at the gateway to cottage country, just east of Peterborough on Hwy 28. The location is home to a unique manufacturing facility that is equipped with state-of-the-art timber manufacturing equipment as well as a fully furnished model home which incorporates the custom design centre.

Discovery prides itself in being able to service their clients and add value to the project by being more than just a supplier. It doesn't matter if they are on site measuring up, assisting with permits, or even helping decide finish colours; the team is there every step of the way.

Call 866.395.LOGS  
[www.discoverydreamhomes.com](http://www.discoverydreamhomes.com)

(Please see ads on pages 56 & 65)

### COTTAGE HILL FURNITURE & CABINETS - CELEBRATING 10 YEARS SERVING THE HALIBURTON HIGHLANDS!

At Cottage Hill Furniture & Cabinets we specialize in kitchens, bathroom vanities, entertainment units, Murphy beds and custom cabinetry. We offer you creative solutions for your home or cottage.

Kitchens are a big part of your daily living and we will make sure to incorporate your lifestyle as we develop the design of your kitchen. It's important to have a kitchen that will suit you and your family's needs. Custom does not mean expensive. The personalized design approach we use is not governed by a computer program and its pre-conceived notion of what you need. It's governed by you, the customer.

Need extra sleeping? We can design and build a Murphy Bed for you in an endless array of styles, colours and configurations. Space is a major factor when determining the configuration that will work best for you as well as what storage you need.

Willy is a graduate of the Ontario College of Art and Design and is a Master Cabinetmaker. He will ensure your needs are met and designed according to your lifestyle and space.

You can be sure you will receive quality craftsmanship and design solutions rarely seen today.

We truly are unique!  
4025 Loop Road, Harcourt • 705.448.9610  
165 Highland Street, Haliburton • 705.457.2277  
[www.cottagehill.ca](http://www.cottagehill.ca) (Please see ads on pages 19 & 57)



## A MISCELLANY OF THE NEW, NEAT, UNIQUE, AND FABULOUS IN MUSKOKA AND THE SURROUNDING AREA

### LAKESIDE LANDSCAPING

Create it now, enjoy it for generations. Lakeside Landscaping provides more than two decades of experience and an understanding of what's required to transform your outdoor space for long-lasting results. Bruce Campbell, inspired by the outdoor setting of cottage country, created Lakeside Landscaping on a foundation of empowering outdoor living with the creative use of space and outdoor décor. Lakeside Landscaping understands every property has a distinct landscape, and will design to suit.

Whether it's flagstone patios, granite steps, natural boulders, or that cozy fire pit you've dreamed of, every property owner's vision is in the right hands. Every detail is carefully considered, right down to the finishing touches – shrubs and trees that create balance and add life to a property's presentation. Throughout every step, the planning is in consideration of the rock, soil and sunlight your property provides for a setting that's not only inspiring, but also sustainable.

Bruce and his staff have designed and built great landscapes throughout Lake of Bays and the Muskoka area. Each project is a reflection of the team's experience and dedication, proudly sharing in each client's pride as their vision for a landscape is realized.

Lakeside Landscaping, the best choice for your property, offers no-obligation, complimentary consultations.

1541 Fox Point Road, Dwight  
705.787.6694

(Please see ads on pages 56 & 67)



### ROSE POINT CONTRACTING

Rose Point Contracting has been serving the Parry Sound and Muskoka area for over 30 years. We build custom homes and cottages, but are also happy to help with your boathouse, deck, dock and other ongoing maintenance needs!

Living and cottaging “on the bay”, we have a real appreciation for our surroundings and share with our fellow cottagers a love for Georgian Bay and Muskoka. We strive to ensure that we maintain the natural beauty of our region and minimize the impact of construction on the surroundings. The majority of our employees have been with us for several years and we have some of the best, most reliable carpenters in the region. Rose Point Contracting guarantees there will be an experienced hands-on foreman and a great work crew at every job site. Equipped with a fleet of work barges, we welcome water access as well as drive-to projects. We have built solid relationships with many subcontractors, suppliers and architects who work in the Parry Sound-Muskoka area, so no matter what your project entails and whether it is big or small, we are able to get the job done!

705.746.4571 • [www.rosepoint.ca](http://www.rosepoint.ca)  
(Please see ads on pages 11 & 57)



Continued on page 51



# IT'S A STORY **SHELBY HILSON** GINGER THING



The medicinal powers of ginger continue to gain traction in the natural health industry and culinary world. Though the incredible benefits of the spicy herb have been known for thousands of years – mentioned in ancient Chinese, Indian and Middle Eastern writings – it has only more recently become respected as a powerful form of alternative medicine in North American households.

Renowned for its anti-inflammatory, anti-nausea and immune boosting effects, ginger warms the body, promotes healthy sweating, greatly assists with smooth digestion and helps fight colds and flus, making it the perfect winter companion!

Give your immune system the boost it needs this season with these two tasty, ginger drinks...



### Ginger Bells Latte

Enjoy a nice hot mug of this in the morning to armour up for the day and get your caffeine kick all at once. The addition of raw honey increases its immune boosting effects as it's a powerful antioxidant with anti-viral, anti-bacterial and anti-fungal properties.

#### INGREDIENTS

- ¾ cup milk
- 1-inch fresh ginger, peeled and thinly sliced
- 1 teaspoon raw honey
- ¼ tsp pure vanilla extract
- ¼ tsp ground cinnamon
- 2 ounces freshly brewed espresso

- Combine the milk, ginger, vanilla and cinnamon, and steep for 10 minutes. Pour into a saucepan over medium heat. Add the honey and bring to a simmer. Cook, stirring constantly, for two minutes. Do not boil. Discard the ginger slices.
- Add the brewed espresso to a serving cup. Pour the warm milk over the espresso. Serve immediately.
- If desired, pour some steamed, frothy milk on top.

### Ginger Green Smoothie

Start your day with a burst of energy with this fresh, superfood smoothie. The hemp seeds bring protein and a great creamy texture. If you're battling a bug, a few glasses are sure to name you victorious.

#### INGREDIENTS

- 1 cup cold water
- 1 cup kale, fresh or frozen
- ½ cup spinach, fresh or frozen
- 1 inch fresh ginger
- ½ apple, cored
- 1 tbsp raw honey
- 1 tbsp fresh lemon juice
- 1 tbsp hemp seed
- ½ – 1 cup ice cubes

- Add water to high-speed blender, followed by fresh ingredients then frozen ingredients.
- Blend until smooth.
- Note:** Add more honey or a pitted date if sweeter flavour is desired.
- Adjust amount of ice depending on whether your fruits and vegetables are frozen or not. **OH**



## >> SOURCE IT

### FRENCH'S FINE HOMES

Come to our model home in Huntsville, and you will see a fine example of life in the suburbs. Our transitional décor



features those products that customers ask for most often when building in town.

Come to our model home in Bracebridge, and you will see an equally fine example of life at the cottage. Our rustic décor draws from the

expectations of cottagers we've built for in the last couple years.

Both model homes are great places to see how we build. Both are registered R2000 homes, and here we can show you the advantage of a double core HRV, and the latest in furnace technology.

While you're there, experience the heated floor in the ensuite, and the whole home sound system. Look for the cabinet features in each model and ask about the countertops. Study our floor joist system – ask why we promise a silent floor. See how we finish the entry to the tiled showers, and compare the linear shower drain in Bracebridge to the traditional drain in Huntsville. Open the closets; check the furnace filter; stand under the shower heads. Go outside to see the stonework; the J-blocks behind each fixture and outdoor tap; the fully vented soffit details.

We build model homes so that you can see first how we construct a French's Fine Home – and Cottage.

**705.385.2311**  
**www.homesmuskoka.com**

(Please see ads on pages 12 & 57)

### GRAY'S PAINT & FLOORING

Serving Parry Sound and the Muskoka region for 60 years, Gray's Paint & Flooring specializes in customized tinting and offers the highest quality products for the professional or "do-it-yourselfer".

Gray's Paint was established in 1954 by the late Garfield Gray. We are truly a unique family run business. Located in



downtown Parry Sound, we specialize in customized tinting. Our product line includes the highest quality paint, stains and flooring.

You'll find CIL Paint, Ralph Lauren, Glidden, Olympic, Devoe Coatings, Sikkens Wood Finishes, Para Paints, Flood, Cabot Premium Woodcare Stains, Cottage Paint, Finishes and Cleaners and now **Benjamin Moore!**

We are open for business six days a week, Monday through Saturday • Monday through Friday from 7:00 am to 5:30 pm • Saturday from 9:00 am to 5:00 pm.

We also offer delivery to Parry Sound, Pointe au Baril, Bala, Port Carling and Rosseau.

**705.746.5421 • grayspaint.com**  
**32 Gibson Street, Parry Sound**

(Please see ads on pages 4 & 56)

## A MISCELLANY OF THE NEW, NEAT, UNIQUE, AND FABULOUS IN MUSKOKA AND THE SURROUNDING AREA

### BACHER CONSTRUCTION

At Bacher Construction we strive to prep your site as diligently as possible. Whether you're blasting into the side of a rock face or carefully placing your dream home amongst the trees while keeping the natural beauty as pristine as possible, trust us to do it.

From installing a driveway or a new foundation for your dream cottage, to removing an old building, depend on Bacher Construction's experience.

We take the time to look at all aspects of your property before beginning excavation. Making sure the finish grades are going to be proper for the extreme weather we experience in cottage country. Bacher Construction will design and install the most efficient and environmentally friendly septic systems to suit your lot and your needs, while giving you years of trouble free service. When your dream home or cottage is built we will come in and landscape your property using Muskoka granite for the patios, walls, and stairs, giving you the finishing touch you will cherish as long as you own your dream property. Our focus at Bacher Construction is to do all the site work needed to make building your home or cottage as easy and carefree as possible.

Have a look at our web site [www.johnbacherconstruction.com](http://www.johnbacherconstruction.com) or contact us at [info@johnbacherconstruction.com](mailto:info@johnbacherconstruction.com) or **705.787.5038** (Please see ad on page 33)



### TRUE NORTH LOG HOMES

True North Log Homes is the manufacturer of the best-engineered log homes in the world today- homes of exceptional quality, beauty and durability. Located in Bracebridge, Ontario, deep in the heart of the ruggedly beautiful Muskoka region. The True North Log Homes story is one of technical innovation, hard work, and a steadfast commitment to being the undisputed leader in the construction of high quality log homes.

For over 28 years we have celebrated and enhanced the log home lifestyle. While being true to our roots, we have developed the most technologically advanced log home system on the planet. We take great pride in the innovative spirit of our family, which is reflected in our 24 (soon to be 25) Canadian and U.S. patents exclusive to True North Log Homes. The True North technology is comprised of many minute details and it is our attention to these details that create the peace of mind that we provide to our customers.

"Get the Log Home Lifestyle.... without the maintenance!"  
Learn more at [www.truenorthloghomes.com](http://www.truenorthloghomes.com) or **1.800.661.1628** (Please see ads on pages 29 & 55)





people

# Feeling AT HOME

STORY AND PHOTOGRAPHY  
**WALTER FRANCZYK**

Seniors’ residences afford people the help and care they need to live life to the fullest. OUR HOMES visits with residents of some of the excellent homes in our region.



**CARLIE WILLFORD AND LORNA JORDAN** (seated)  
*Castle Peak Retirement Residence Inc., Bracebridge*

Born and raised in Muskoka, Carlie Willford and her husband Todd fulfilled their dream of building a retirement residence that captures the essence of cottage life for seniors. A registered nurse since 1996, Carlie has spent most of her career working with seniors. She now serves as the administrator at Castle Peak. She and her husband live on site making it a unique, family-oriented home that exudes pride of ownership by not only the Willfords, but by residents and staff.

Carlie’s grandmother, Lorna Jordan has lived at the home for almost two years. Todd’s father, Harvey does the maintenance

while Todd’s mother, Barbara looks after the beautiful gardens. The home offers ample space in a bright and open-concept building. Castle Peak provides nutritious meals created by local chefs, a full calendar of daily activities and 24-hour nursing support. An outdoor patio and gazebo provide space for relaxing and entertaining. “The staff and residents are who make Castle Peak an amazing place to call home,” says Carlie. For two years in a row, local newspaper readers have rated Castle Peak the best retirement residence in Muskoka.



**JANET PRINGLE**  
*Chartwell Rogers Cove Retirement Residence, Huntsville*

Janet and her husband, Carl loved the north. When they retired, they moved from their home in Cambridge to Washago. When Carl died in 2009, Janet decided to move even farther north to Huntsville, where her daughter, Jody MacPherson lives. “When I found out I couldn’t live on my own, I wanted to be where she was. It’s beautiful up here,” says Janet. “I have Parkinson’s disease, so I can’t live by myself.”

At Rogers Cove, Janet enjoys the northern scenery, cruising Fairy Lake aboard the home’s

pontoon boat and walking to nearby shopping. “It’s just great and I’m very contented here,” she says. “If you want to be alone, you can be alone. If you want to get together with other people, you can,” she says. “There’s always something to do when you want to.” She has high praise for the Chartwell staff who help make Rogers Cove a home. “Our staff here is excellent. They’re always there. If you need help they’re there,” says Janet. “They’re always friendly. That’s what makes the place – the staff.” *Continued on page 54*



WATERFRONTS




705.783.6356

CONSTRUCTION



www.attainable.ca

LANDSCAPING



info@attainable.ca





people

## STANLEY SCHELL

*Gravenhurst Manor, Gravenhurst*

A brief stay in hospital and his persuasive children convinced Stanley Schell to move into Gravenhurst Manor.

“The kids don’t want me to stay in the house by myself,” he says. The manor, he says, is as good a home as you can get. “The kids arranged it for me and they did a good job.”

A retired businessman and driver who chaired Gravenhurst’s In From The Cold ministry for six years, he enjoys staying involved in the community. “I’ve been active all my life,” he says. “It’s hard to settle down.”

The seniors’ home on the main street is near his Gravenhurst house, and he still goes home occasionally. At the manor, he looks after the audio equipment for entertainment and church services. “I like to help out in here as much as I can because I’m well enough to do it,” he says. “I got on my feet pretty quickly.”

He has high praise for the facilities and staff at Gravenhurst Manor. “Everything’s done for you,” he says. “They’re so good in here. The help we’ve got are so willing to do things for you. You can get anything.”

## EILEEN LAING

*Belvedere Heights, Parry Sound*

Within two weeks of joining a waiting list for Belvedere Heights in 1997, Eileen and Fred Laing were invited to make themselves at home.

Moving to the seniors’ home helped make life easier. Blinded by glaucoma, Eileen had had vascular surgery and Fred was thinking about giving up his driver’s licence when they chose to move to Parry Sound.

“It wasn’t quite as easy for me to cook when I couldn’t see what I was doing,” Eileen recalls. “Fred was a wonderful husband, but he wasn’t a cook.”

Although Fred died 14 years ago, Eileen

still feels at home. “Everybody’s very good, very kind and friendly,” she says. “Everything is kept so perfectly clean. They really do a good job.”

She enjoys the many social and recreational activities, visits by Mennonite singers and sharing stories with other residents. “I have been very fortunate in that I’ve kept a very good mind,” she says. “I have wonderful memories.”

She rates the health care as excellent. “They really try and keep you feeling good,” she says. “If you want to, you can keep in good health.”



## JOHN HART

*Leisureworld, Gravenhurst*

Paralyzed and unable to walk, John Hart spent eight months in South Muskoka Memorial Hospital before moving to Leisureworld in Gravenhurst about six years ago. “Muskoka is a great place to retire,” says the former Huntsville resident who worked for Canusa-CPS. Leisureworld in Gravenhurst is a fairly modern seniors’ residence and his first impressions of the home were great. “They always keep it clean,” he says. “The food is good.” Staff even clean the home on Christmas Day, he marvels, admitting that he’s very fussy in his “old age.”


“I don’t have to cook or clean,” John says. “They even make my bed up. They clean my room every day.”

He enjoys watching his flat screen television and listening to the radio in his room. He’s also fond of greeting visitors at the home’s front door. “I help out sometimes,” he says. “I’ve met a lot of interesting people from all over the world here.

“The staff here is fantastic. They really like to help you out,” he says. “It’s a nice home. I like it here.” **OH**



## YOUR HOCKEY ENTERTAINMENT CENTRE



Make a stop at the **Bobby Orr Hall of Fame**, a tribute to our Hometown Hero. You can see Bobby Orr’s personal memorabilia, including his Stanley Cup rings, jerseys, and his trophies, and you can test your skills with interactive hockey games.

2 Bay Street, Parry Sound, ON  
877-746-4466  
bobbyorrrhalloffame.com

# MUSKOKA

Information Radio

## 102.3 FM

### THE QUICK INFORMATION FIX 24/7!!

**MUSKOKA INFORMATION RADIO IS A FAST PACED 10 MINUTE LOOP OF INFORMATION PEOPLE NEED TO KNOW OR WANT TO KNOW.**

*Hear the current 7-day Muskoka weather and marine forecasts, community news and events, traffic and road reports, TSX reports and, above all, current alerts of all local emergencies.*

[www.informationradio.ca](http://www.informationradio.ca)



The Most Technologically Advanced Log Homes in the World

*Dealer & Sales inquiries welcome*

1.800.661.1628

[info@truenorthloghomes.com](mailto:info@truenorthloghomes.com)  
[www.truenorthloghomes.com](http://www.truenorthloghomes.com)

1295 Muskoka Rd.  
118 West  
Bracebridge

**705.645.3380**

[stoneway.inc@gmail.com](mailto:stoneway.inc@gmail.com)



# stoneway

marble & granite inc.





**PARRY SOUND  
Marine**

51 Great North Road  
Parry Sound

705-746-5848  
parrysoundmarine.com



## GRAY'S PAINT & FLOORING

*Serving Parry Sound  
& Muskoka Since 1954*

705.746.5421  
32 Gibson St. Parry Sound  
grayspaint.com



*French's Fine Homes*  
and Cottages Too


**MUSKOKA'S ENERGY EFFICIENT BUILDER**



705-385-2311  
1-800-282-7763

126 Greer Road  
Port Sydney  
frenchsfinehomes.ca

"A good name is rather to be chosen than great riches" Prov. 22:1




## ATTAINABLE Solutions Inc.

| Construction | Waterfronts | Landscaping |

**BLAYNE HUTCHINS**  
Box 5287  
Huntsville, ON  
P1H 2K6

Office: 705-787-0399  
Cell: 705-783-6356  
Fax: 705-788-2655  
www.attainable.ca  
email: blayne@attainable.ca



## The Corner Cabinet

*Home Décor, Gifts & More!*



Home & Garden Accents  
Handcrafted Pine  
Gifts For All Occasions  
Unusual Artisan Pieces  
from across Canada

3 Manitoba St., Bracebridge  
705-645-2810  
www.cornercabinet.ca



## Roywell

excavation & landscaping  
705-774-4662  
*We dig what you're sayin'*



## THE Light House

DESIGN CENTRE

*Simple elegant lighting offering a  
modern twist to classic style.*

*By Urban Rustic Living*  
www.thelighthousemuskoka.com  
20 Main St. W. Huntsville ON P1H 2C3  
705 788 7478

705.746.4571  
rosepoint@rosepoint.ca  
www.rosepoint.ca





**LOG • TIMBERFRAME • HYBRID**

DISCOVERY DREAM HOMES.COM  
1.866.395.LOGS



Working with Muskoka's  
**NATURAL  
BEAUTY**



1541 Fox Point Rd., Dwight ON | (705) 787-6694 | info@lakesidelandscaping.ca



## Orr's

**FINE MEATS & DELI**

705-746-0510  
2 Bowes Street, Parry Sound

Creative Solutions  
for Your Home or Cottage



## Cottage Hill

FURNITURE & CABINETS INC.

4025 Loop Rd., Harcourt 705.448.9610  
165 Highland St., Haliburton 705.457.2277

 CottageHillFurniture cottagehill.ca

**10 YEARS**  
serving the Haliburton Highlands

**kitchen & bath • furniture & cabinetry • murphy beds**

SPECIALIZING IN  
DESIGN & DECOR  
SERVICES

## URBAN RUSTIC LIVING

urbanrustic-living.com

15 Main Street West Hunstville  
705.788.2612

*"Where Urban Elegance meets Rustic Retreat"*



Best of  
houzz  
2014  
DESIGN

*Algonquin Projects*

Independent distributor & Division of  
**R. VAUGHAN SERVICES INC.**

Specializing in Custom Designed and Built Homes & Cottages

**BEN DECARLO**  
**CUSTOM DESIGN & SALES CONSULTANT**

705.286.6730 • 1.888.842.3769  
ben@algonquinprojects.com • www.algonquinprojects.com  
P.O. Box 307, 12621 Hwy 35, Minden, ON K0M 2K0

Serving Haliburton Highlands, Muskoka & Surrounding Area  
Office in Minden & Dorset



**NORTHERN LIVING  
KITCHEN & BATH LTD.**

*Inspired kitchen and bath creations.*

705.746.8686  
Parry Sound • Muskoka • Georgian Bay  
northernliving.ca



## Fireplace & Leisure Centre

1.888.334.8693 705.746.6800 www.flplc.ca

90 Oastler Park Drive, Sequin, ON P2A 0B2 (just south of Parry Sound)



OUR HOMES attracts the area's finest businesses to advertise in our pages, and utilize our unparalleled distribution and coffee-table appeal to market their products and services. We're making it easier for you, our readers, to become educated as you plan your home- and real estate-related purchasing decisions. View these business ads online at [www.ourhomesmagazine.com/muskoka](http://www.ourhomesmagazine.com/muskoka)

The listings below are organized alphabetically by industry.

**Parry Sound**  
**General Cosmetic & Implant Dentistry**  
**Family Dentistry**

73 Bowes Street, Parry Sound  
**705.746.6461**  
 parrysoundsmiles@hotmail.com  
 parrysoundsmiles.com

YOUR VISION, our experience.  
Professional Engineers & Builders of Fine Seasonal Homes

**TAMARACK**  
**NORTH LTD**  
PROFESSIONAL ENGINEERS & BUILDERS OF FINE SEASONAL HOMES

MUSKOKA, GEORGIAN BAY & LAKE OF BAYS  
**www.tamaracknorth.com**  
 OFFICE: 800.294.2271 or 705.765.1364

**Weeks Construction Inc.**



- Sand & Gravel Products
- Garbage Bins
- Drilling & Blasting
- Landscaping
- Road & Driveway Construction
- Septic Systems
- Portable Toilets
- Storage Containers & Self Store Units
- Stone Slinger Service

**(705) 746-5111 • www.weeksconstruction.com**

**BOWMAN**  
*Custom Building Ltd.*  
*Est 1975*

CUSTOM DESIGN | NEW HOMES & COTTAGES  
 RENOVATION | LANDSCAPING

Visit Our Showroom at 28 Nobel Road  
**705.342.5792 bcbld@hughes.net**

**BUILDING ON YOUR IDEAS**

**MR. MORGAN**  
 CONSTRUCTION  
**705 746-9686**

**PARRY SOUND FUELS**

705.746.5481

114 Bowes Street,  
 Parry Sound

office@parrysoundfuels.ca  
 parrysoundfuels.ca



Are Pests Invading Your Home Or Cottage?

**ENVIRONMENTAL pestcontrol**  
 Excellent reputation for quality service.



Contact Us To Learn More About Our Cottage Program:  
 1-800-263-5055 | [www.environmentalpestcontrol.ca](http://www.environmentalpestcontrol.ca)

*THE* **ETHEL CURRY**  
**GALLERY**

featuring works by Canadian Artists inspired by the Haliburton Highlands

705.457.9687  
 94 Maple Avenue, Haliburton • [www.theEthelCurryGallery.com](http://www.theEthelCurryGallery.com)

## ARCHITECTS/ARCHITECTURAL DESIGN

**FAD ARCHITECTS** Page 15  
**JS CUSTOM BUILDERS** Page 17

## ART GALLERIES/STUDIOS

**ETHEL CURRY GALLERY** Page 41, 58

## BEAUTY/AESTHETICS/HAIR

**OMMMH BEAUTY BOUTIQUE** Page 35

## BUILDERS & NEW HOME DEVELOPMENT

**ALGONQUIN PROJECTS** Page 46, 56, 68  
**ATTAINABLE SOLUTIONS INC** Page 3, 47, 53, 57  
**BIGWIN ISLAND PROPERTIES - EAGLE LANDING COMPANY** Page 43  
**BOWMAN CUSTOM BUILDING** Page 58  
**CEDARLAND HOMES** Page 67  
**DISCOVERY DREAM HOMES** Page 49, 56, 65  
**FRENCH'S FINE HOMES** Page 12, 51, 57  
**GREYSTONE PROJECT MANAGEMENT** Page 41  
**JOHN BACHER CONSTRUCTION** Page 33, 51  
**JS CUSTOM BUILDERS** Page 17  
**ROSE POINT CONTRACTING** Page 11, 49, 57  
**T&C CONSTRUCTION/WELDING LTD** Page 43  
**TAMARACK NORTH** Page 9, 58  
**TRUE NORTH LOG HOMES** Page 29, 51, 55

## COUNTERTOPS/GRANITE & STONE

**STONEWAY MARBLE & GRANITE INC**  
 Page 9, 55

## DENTISTRY

**PARRY SOUND FAMILY DENTISTRY** Page 58

## EXCAVATING/SITE PREP/SEPTIC

**BURKE STONEMARK & EXCAVATING** Page 27  
**ROYWELL** Page 56  
**WEEKS CONSTRUCTION** Page 58

## FINE WOODWORKING/CUSTOM FURNITURE/CARPENTRY

**COTTAGE HILL FURNITURE & CABINETS** Page 19, 49, 57

## FIREPLACES & STOVES

**FIREPLACE & LEISURE CENTRE** Page 13, 47, 57  
**FIREPLACE KING** Page 27

## FLOORING, STAIRS & TRIM/ MOULDINGS

**BARRIE TRIM & MOULDINGS** Page 33  
**CEDAR LAINE RESTORATION** Page 27  
**GRAY'S PAINT & FLOORING** Page 4, 51, 56

## FOOD & DRINK/RESTAURANTS/ CATERING/DELI

**ORR'S FINE MEATS & DELI** Page 57

## FURNITURE/HOME DÉCOR/ INTERIOR DESIGN/GIFTS

**HARRIS FINE FURNITURE** Page 5, 46  
**MATTRESSES OF MUSKOKA** Page 35  
**SASSY DIGS** Page 55  
**SIMPLY COTTAGE** Page 9  
**THE CORNER CABINET** Page 47, 56  
**THE OLD TIN SHED** Page 43  
**URBAN RUSTIC LIVING** Page 2, 56

## HEATING & COOLING/ GEOTHERMAL

**FIREPLACE & LEISURE CENTRE** Page 13, 47, 57  
**FIREPLACE KING** Page 27  
**PARRY SOUND FUELS** Page 58

## HOME IMPROVEMENT & WOODWORKING

**MARSHALL BLACK CUSTOM CARPENTRY** Page 27  
**MORGAN CONSTRUCTION** Page 58  
**ROSE POINT CONTRACTING** Page 11, 49, 57

## HOT TUBS/POOLS/SPAS

**ROTO SPA HOT TUBS** Page 35

## INSURANCE

**PARRY SOUND INSURANCE** Page 7

## KITCHEN AND BATH

**CHEVIN KITCHEN & BATH** Page 63  
**COTTAGE HILL FURNITURE & CABINETS** Page 19, 49, 57  
**NORTHERN LIVING KITCHEN & BATH** Page 25, 46, 57

## LANDSCAPING, LAWN & GARDEN

**ATTAINABLE SOLUTIONS INC** Page 3, 47, 53, 57  
**BOWMAN CUSTOM BUILDING** Page 58

**JOHN BACHER CONSTRUCTION** Page 33, 51  
**LAKE SIDE LANDSCAPING** Page 49, 56, 67  
**ROYWELL** Page 56

## LIGHTING

**LIGHTHOUSE DESIGN CENTRE** Page 2, 57

## MARINA

**PARRY SOUND MARINE** Page 56

## MEDIA

**MUSKOKA INFORMATION RADIO 102.3**  
 Page 55

## PAINTING & DECORATING

**GRAY'S PAINT & FLOORING** Page 4, 51, 56

## PEST CONTROL/EXTERMINATION

**ENVIRONMENTAL PEST CONTROL** Page 58

## PLUMBING & ELECTRICAL

**BAY AREA ELECTRICAL** Page 6

## PROPERTY MANAGEMENT

**ORR'S PROPERTY MANAGEMENT** Page 15

## REAL ESTATE

**BIGWIN ISLAND PROPERTIES - EAGLE LANDING COMPANY** Page 43

## SPECIAL EVENTS

**BOBBY ORR HALL OF FAME** Page 55

## VETERINARY

**COTTAGE COUNTRY ANIMAL CLINIC**  
 Page 34

## WINDOW FASHIONS

**WINDOW QUILT** Page 14

## WINDOWS & DOORS

**BARRIE TRIM & MOULDINGS** Page 33  
**ROSS WINDOWS & DOORS** Page 41

## WOOD RESTORATION

**CEDAR LAINE RESTORATION** Page 27

OUR HOMES is committed to ensuring the businesses above appear under the correct headings. To make a correction, or to have your business listed under more than one heading, please email [mike@ourhomesmagazine.com](mailto:mike@ourhomesmagazine.com) or [don@ourhomesmagazine.com](mailto:don@ourhomesmagazine.com). To have your business listed in our Home Resource Directory, call us to advertise at 1.877.870.8313.





STORY **YANIC SIMARD**  
PHOTOGRAPHY **BRANDON BARRE**

# CRAFTING THE ORGANIZED KITCHEN

**ALTHOUGH** the clutter of kitchen ideas may seem overwhelming sometimes, there are really two main ways to get that perfectly organized space – finding last-minute storage tricks to hide your growing collection of tools and trinkets, and designing for organized living from the start. There’s always room for innovations and improvements, but I think the effortlessly elegant look of this recent condo renovation proves that the best results come from a little planning.

## Here’s how you can get a perfectly planned kitchen:

- **Pull It Back** – Rather than choosing a more traditional look with handles and/or knobs, I used mitred-edge cabinets (so they can be easily gripped from the bottom) and eliminated the visible hardware. This look is more modern, but also helps a small kitchen feel less cluttered with fewer projecting pieces. Traditional warmth was reintroduced through the sandy porcelain tile and timeless wood floor.
- **Outlet It Go** – Speaking of the porcelain tile, you may have noticed its rich, subtle tones, or the elegantly organic texture. What you probably did not notice were electrical outlets marring this beautiful surface. The outlets



are tucked away on the underside of the cabinets and shelves, where they are still conveniently reachable without being in your sight line – a worthwhile adjustment during construction.

- **Shed Some Light** – Along with moving the outlets to organize the electrical, I added sleek under-cabinet lighting. You can add under-cabinet battery-powered lights at any time, but building them into the cabinets results in a clean finish. Plus, it adds a convenient on and off switch for a better light scheme (you can flick on with one elbow while wrist deep in dough).
- **More Bright Ideas** – Under-cabinet lighting wasn’t going to be enough; every space should have multiple layers of light, especially a functional one. Here, I dropped the ceiling a few inches to allow for a network of pot lights, eliminating the harsh shadows created by the original central fixture.
- **Open Up** – Although open shelving may not be your first thought for de-cluttering, it can be a very practical addition, so be open-minded! A long shelf for often-used dishes keeps these everyday items immediately at hand, shows off their simple beauty and forces you to keep them tidy (but not too perfect). Don’t worry: glass and white basics look great jumbled together effortlessly.
- **Hidden Depths** – I am a huge fan of the deep, square sink, with a perfectly fitted draining rack. I have one in my kitchen and use it often for client projects. Springing for the extra depth hardly adds to the cost, and a slight loss in storage below is more than made up for by the clean lines. It also allows extra hiding space for the messes you haven’t gotten to.
- **Easy Trade-Offs** – The original floor plan here included space for a breakfast

nook, but there was also room for a four-seat table just outside the kitchen, and this condo certainly didn’t need both. The new plan moved the fridge to this area and added extra cabinetry around it, with one open display niche in the centre to keep the space from feeling too boxed in.

- **Built To Serve** – If you do have space for an eat-in kitchen area, consider a built-in banquet on one side of the table. This allows you to still incorporate some storage in the base of the seat, hide heating vents underneath in the toe kick, and keep guests in conversation distance while out of the workspace.

- **Widen Your Options** – Whether creating custom cabinetry or working with standard units, remember to consider what items you typically store and make sure to select cabinets that will hold them effectively rather than repeating one standard size. This plan includes a slim, full-length pantry, half-height doors, standard cupboards, and wide drawers, allowing any item short or tall to find the perfect home. Running the nonstandard units floor to ceiling (with the top filler matching the toe kick in height) keeps the look clean, simple and always organized. **OH**





green living

# THE HOME OF THE FUTURE

STORY **WALTER FRANCZYK**



IMAGE COURTESY OF REID'S HERITAGE HOMES

While many Canadians strive to keep their heating and hydro bills as low as possible, a small group of home builders is working to do away with these expenses altogether.

Five builders, two in Ontario and three in other provinces, have embarked on an experiment to build 25 homes that produce at least as much energy as they consume. Called Net Zero homes, they are extremely energy efficient. They've been around for years. Any home built off the grid could be considered a Net Zero home. But they've typically been custom-built, often at considerable expense, beyond the financial reach of all but the most dedicated energy misers.

Partnered with Owens Corning Canada LP, and with \$1.9 million from Natural Resources Canada, five selected builders will construct Net Zero homes using off-the-shelf equipment and materials. Their goal is to make these homes available to the mass market and to more homeowners than ever before. "It hasn't been tried in a production setting," says Candice Luck, director of strategy and programs for buildABILITY Corporation, the project manager. "We wanted to see whether Net Zero could be done in an affordable manner in a production setting and across Canada."

Builders Reid's Heritage Homes, of Guelph; Minto Communities, Ottawa; Mattamy Homes Limited, Calgary; Construction Voyer, Laval, Quebec and Provident Development Inc., Halifax, were chosen for their track records in building energy-efficient homes, and their expertise, drive and motivation to build leading-edge homes. "We wanted to make sure these houses are built for any homebuyer,

something that's aligned with their regular production design, something that they can possibly repeat in the future," says Luck.

Reid's Heritage Homes, which has built thousands of houses in southwestern Ontario, recently broke ground for the first of its five single-family Net Zero homes in Guelph. Blake Seeberger, the company's senior vice-president, estimates the first house will be finished by spring 2015. "We've had an overwhelming response from the general public," he says. "We have people lined up saying, 'How can I get one of these?'"

Seeberger expects Reid's will take the lessons learned in building these homes and apply them to future developments. "You have to have some kind of a test to work out the bugs, before you go out and build a community of 300 homes," he says. "You've got to be able to understand how best to build the home and make it affordable to the end user."

Ranging from 1,500 to 2,600 sq. ft., the Guelph homes will be built with high-efficiency, triple-pane windows, an air barrier system and thicker walls with added insulation. Extra insulation will be installed in the attic and below the basement floor. Homes will be equipped with solar panels to generate electricity, a cold climate air source heat pump instead of a furnace and a hybrid heat pump water heater. Owens Corning will provide the CodeBord™ air barrier system while Jeld-Wen® Windows and Doors, Canadian Solar Inc., Mitsubishi Electric Sales Canada

Inc. and Rheem® will supply other off-the-shelf technologies.

The technologies have to be readily available and affordable, something any other builder could buy, says Luck. "The builders are really trying to show the industry that this is feasible and hopefully drive the prices down on some of these technologies."

Seeberger estimates a two-storey, 2,000 sq. ft. Net Zero home will cost about \$60,000 more than a typical home of the same size. Solar panels, he says, would account for most of the added expense. Mortgaging that extra \$60,000 at today's interest rates would cost about \$300 a month, an outlay that could be offset with savings of \$3,000 to \$5,000 on annual energy bills. As energy-saving technologies become more popular and more widely used, Seeberger expects their costs will decline, just as prices for CD and DVD players dropped after those technologies became widespread and mass-produced.

He and Luck agree it's hard to predict how well these Net Zero homes will serve the individual families who live there. The lifestyles and energy-consumption habits of occupants will vary and determine whether these homes produce all the power they require. Reid's is working with the University of Guelph to monitor this aspect of the experiment. "We're trying to figure out what truly is the lifestyle and the load that we need to prepare for and how should we build those houses to offset those uses," Seeberger says.

Mattamy Homes is building five single family Net Zero homes in Calgary, Provident Development is building five in Halifax. In Ottawa, Minto will build one single family Net Zero home and a row of four townhouses, while Construction Voyer is building a two-storey, six-unit building in Quebec. All construction is expected to finish by 2016. **OH**



*Chervin*  
KITCHEN & BATH 

*Feel at home  
..with Chervin*

4 Bartlett Dr. Parry Sound

705.378.2284

[www.chervin.ca](http://www.chervin.ca)



finishing touch

MATERIALS

- Milk Paint (optional)
  - Inkjet printer
  - Wax paper
  - Metal ruler
  - X-Acto knife
  - Self-healing cutting mat
  - Wood planks (we've used maple)
  - Credit or club card
  - Felt pads
- A computer Image of your choosing (we've used images from The Graphics Fairy). Visit [ourhomes.ca/mag/trivets](http://ourhomes.ca/mag/trivets) for image links.



# INK TRANSFER TRIVETS

STORY AND PHOTOS  
TARA CHATTELL

Add some decorative interest to your table setting, while protecting your table at the same time. These pretty wood trivets are so easy to make and you can choose practically any image you'd like!

How-To:

- Cut your wood into five-inch squares, or whatever size that's right for you. Sand wood squares until smooth and round off the sharp edges and corners.
- If you'd like to give your wood a paint wash, like we've done with ours, do so now and allow to dry overnight before transferring your image.
- Using your X-Acto knife, ruler and self-healing mat, measure and cut your wax paper to 8.5-inches-by-11-inches. The more precisely you cut your wax paper, the better the chance it will feed through your printer.
- Adjust your computer image to the appropriate size for your piece of wood. You'll also need to reverse

## DREAM HOMES, IT'S WHAT WE DO...



LOG • TIMBERFRAME • HYBRID



DISCOVERY DREAM HOMES.COM

f t 1.866.395.LOGS



finishing touch



- the image before printing, so that it's facing the right way once transferred to the wood.
- Print your image onto the wax paper. If your wax paper has only one waxy side, be sure to load the paper correctly so that the image prints on that side. It may take a few attempts to get it to print properly, so it doesn't hurt to have a few extra pieces of cut wax paper.
  - Acting quickly and carefully, place the wax paper, wet side down, onto your piece of wood. Be very careful not to let it move once it's touched the wood or it will smear. Take your card and run it over the wax paper. Carefully pull the wax paper off of the wood.
  - Attach four felt pads in the corners, on the bottom side. Voilà! Your wood trivet is complete and ready to protect your table with style. **OH**

**Note:** We've chosen not to put a finish on our trivets. If you decide you'd like to add a finish, choose something that is not wax-based or it will transfer to the bottom of your hot pots and dishes. A natural oil finish may work best. Ask your local hardware store for advice on the best finish.



Working with Muskoka's

# NATURAL BEAUTY



**INSPIRED** by a love for the outdoors, natural lakefront settings and cottage living Bruce Campbell began Lakeside Landscaping over two decades ago. Today, throughout Lake of Bays and the Muskoka area Bruce and his talented team continue transforming clients' outdoor living spaces. Each project is a reflection of our passion, planning, experience and dedication.

**We share in our client's pride of seeing their landscape vision realized!**  
**If you're looking for the best choice for your property, contact us today for a complimentary consultation.**



1541 Fox Point Rd., Dwight ON  
 (705) 787-6694 | [info@lakesidelandscaping.ca](mailto:info@lakesidelandscaping.ca)  
[lakesidelandscaping.ca](http://lakesidelandscaping.ca)





*Specializing in Custom Designed and Built, Homes & Cottages  
Serving Muskoka, Haliburton Highlands and Surrounding areas*



A Division of R. Vaughan Services Inc.  
Independent Distributor

*Algonquin Projects*

12621 Hwy 35, Minden  
705.286.6730

1053 Main Street, Dorset  
705.766.9604

1.888.842.3769

[www.algonquinprojects.com](http://www.algonquinprojects.com)

**Viceroy**  
THE FINEST HOMES OF THEM ALL.