

SPRING 2014

STYLE ■ COMFORT ■ IDEAS ■ REAL ESTATE

ourhomes

O A K V I L L E B U R L I N G T O N M I L T O N

charming
**CARRIAGE
HOUSE**

2014'S
HOTTEST
HUE

VINTAGE TREASURES

**TEAM BUILD
WORKING TOGETHER**

plus
HOT TIPS FOR
COOL CURB APPEAL



*“Upscale
designer
furniture
at a price you can live with”*

1029 Speers Rd, Oakville (Speers & 4th line)
T. 905.842.3739

Please visit our new website
www.joshuacreekfurniture.com



CUSTOM HOME DESIGN RENOVATIONS VACATION HOMES
www.davidsmalldesigns.com 905.271.9100 Best of houzz 2014

DAVID
SMALL
DESIGNS

JOSHUA CREEK TRADING
FURNITURE
& HOME DECOR

New inventory arriving weekly!



Cornerstone Home Interiors offers eclectic and classical home furnishings that add impact and interest to your life spaces. Our inventory is kept fresh with trailer-loads of hand-selected furniture arriving weekly. You will never see more unique pieces.

Cabinetry, sofas, chairs, carpets, lighting, accessories and one-of-a-kind treasures all priced just for you. With 18,000 square feet of showroom in our Toronto store and massive 50,000 square feet in our Cambridge flagship store, you won't believe the selection!

CORNERSTONE

Home Interiors

Livable Luxury at Affordable Prices.

TORONTO

2886 Dundas Street West
T 416.767.8170

CAMBRIDGE

90 Main Street
T 519.740.9991




www.cornerstonefurniture.ca

[f /CornerstoneHome](https://www.facebook.com/CornerstoneHome) [t /Cornerstone_CS](https://www.twitter.com/Cornerstone_CS) [p /CSHome](https://www.pinterest.com/CSHome)



PROFILE

CUSTOM HOMES



Home Design By



EXPERIENCE • INTEGRITY • INNOVATION • CRAFTSMANSHIP

Building new or renovating, by working together we will make your dream a reality

— HAVE PROFILE WELCOME YOU HOME —



www.profilecustomhomes.com | 905-822-7070

Custom Homes: Joel@profilecustomhomes.com | Renovations: Mike@profilecustomhomes.com





Specializing in all home renovations and restoration.

905.854.3825

www.omegacontractinggroup.com

905.815.0694

www.omegainteriorsinc.com



OMEGA GROUP
OF COMPANIES

Set in Stone

Omega Mantels of Stone has been manufacturing exclusive custom made stone products for over 30 years. We have become an industry leader as we are able to respond to virtually all consumer demands.

Along with our standard line of thin cast stone mantels, which are fully versatile and can be adjusted or modified as required, we can also help you by providing that unique custom made "one-of-a-kind" piece.


*Oakville
Now Open*



251 Speers Rd.
Oakville, ON L6K 2E8
905.815.0694

260 Jevlan Drive, Unit 3
Woodbridge, ON L4L 8B1
905.851.7089

www.mantelsofstone.com • info@mantelsofstone.com



AFTER

Specializing In:
Fireplace Makeovers
Complete Design/Build
Services
Custom Millwork



OMEGA INTERIORS INC.
FROM CONCEPT TO COMPLETION

RENOWN

construction systems

a division of Renown Cabinet Systems



Kitchens • Bathrooms • Basements • Outdoor Spaces • Decks
Specializing in Complete Home Makeovers

519.241.4643

Don't HATE your kitchen!



kitchentune-up®

Remodeling options for every budget

• **ReDoor** A Do-it-Yourself solution from **\$1500****

• **ReStyle** your existing cabinets (Better than ReFacing, cost less than Replacing) from **\$4900****

• **Start Fresh** with custom cabinets from **\$7900****

905.637.3331

3480 Fairview St., Burlington ON

KitchenTuneUp.com

Try our Free Design Tool

Free

Design
Consultation
& Estimate

Every Kitchen Tune-up franchise is locally owned and operated.

**Starting price examples are based on a common 10' x 10', L-shaped kitchen cabinet layout.

STYLE • COMFORT • IDEAS • REAL ESTATE
ourhomes
OAKVILLE • BURLINGTON • MILTON

REGIONAL PUBLISHER/FRANCHISE OWNER **Marshall Westridge Media Inc.**

Tracie Zorzi
tracie@ourhomesmagazine.com

REGIONAL MANAGING EDITOR Gina Makkar
gina@ourhomesmagazine.com

REGIONAL PRODUCTION MANAGER Abby Reynolds
abby@ourhomesmagazine.com

MARKETING & ADVERTISING Tracie Zorzi, 905.875.3509

MARKETING & ADVERTISING/ Jennifer Moore,

BUSINESS DEVELOPMENT MANAGER office: 905.332.5220 cell: 905.320.7818

CONTRIBUTORS

Teresa Baerg, Adrienne Brown, Cindy Brown, Maria DaSilva,
Nancy Fornasiero, Jason Hartog, Scott Hunter, Gina Makkar,
Kelly Mencfeld, Stephanie Redmond, Yanic Simard

OUR HOMES MEDIA GROUP INC:

EDITORIAL

EDITOR-IN-CHIEF Georgette McCulloch
editor@ourhomesmagazine.com

ASSOCIATE EDITOR Julie Simmonds

MANAGING EDITORS Alexandria Barker,
Nancy Belgue, Adrienne Brown,
Pauline Clark, Andrea Cox, Walter Franczyk,
Mary Hatt, Sarah Hoy, Melissa North,
Denise O'Connell, Jennifer Schleich,
Jude Wayland, Melody Wren

ART

ACTING ART DIRECTOR Georgie Donais
gdonais@ourhomesmagazine.com

ART DIRECTOR Tara Chattell (on leave)

ASSOCIATE ART DIRECTORS
Sheila Britton, Robynne Sanguiliano

PRODUCTION

PRODUCTION DIRECTOR Lynn Derrick
lynn@ourhomesmagazine.com

PRODUCTION MANAGERS

Julia Dempsey,
Kelly Donaldson, Marilyn Reid,
Tracy Shuttleworth, Andrea Wray

OPERATIONS

PRESIDENT & CEO David Loopstra
david@ourhomesmagazine.com

VP OF FRANCHISING & FRANCHISE OPERATIONS

Suzanne Strong
suzanne@ourhomesmagazine.com

ACCOUNTING Donna Duggan

ADMINISTRATIVE ASSISTANT Lisa Merrell

OUR HOMES™ is a registered trademark of OUR HOMES MEDIA GROUP INC.
OUR HOMES™ Oakville Burlington Milton is published four times a year by
Marshall Westridge Media Inc. under the license of OUR HOMES MEDIA GROUP INC.

OUR HOMES™ is distributed to residents of Oakville, Burlington & Milton via direct delivery.
Copies of OUR HOMES™ are available for free pick up at high traffic locations throughout
the region. OUR HOMES™ is distributed to select business leaders via direct mail.

Advertisements and the content, including photos, of advertisements published within
OUR HOMES magazine are supplied solely by the advertiser and neither the publisher
nor OUR HOMES Media Group Inc. accept responsibility for opinions expressed in
advertisements or for copyright issues with regards to photos, advertising copy and
advertisements, nor shall they be held liable thereby. By act of reading this publication,
all advertisers and readers agree to indemnify and hold harmless both Our Homes Media
Group Inc., and the publisher thereby. Copyright ©2014 OUR HOMES Media Group Inc.
All rights reserved. Reproduction without permission is prohibited.

Please send all letters and/or feedback to OUR HOMES™ Magazine, 1375 Marshall Crescent,
Milton, ON L9T 6N4. Or email us at editor@ourhomesmagazine.com. All letters received are
subject to editing for grammar and length. If undelivered, return to above address.

OUR HOMES CAN BE FOUND IN THE FOLLOWING MARKETS:

Barrie • Calgary AB • Durham Region • Grey Bruce • Hamilton • London
• Mississauga • Muskoka • Oakville/Burlington/Milton • Ottawa • Peterborough
• Sault Ste. Marie & Algoma • Southern Georgian Bay • Vaughan
• Waterloo • Wellington County/Orangeville/Caledon • Windsor

For franchise inquiries please visit www.ourhomesmagazine.com

Or call: Suzanne Strong at 519.538.4528

e-mail to franchise@ourhomesmagazine.com



Building a Cottage or Country Home?

Get the log home lifestyle...without the maintenance



Let us
take your
breath away



The Most Technologically
Advanced Log Homes in the World
Dealer & Sales inquiries welcome

1.800.661.1628

info@truenorthloghomes.com

Follow True North on the following Social Media Outlets...



www.truenorthloghomes.com

Burlington Blooms Inc.
"Fresh Ideas in Fresh Flowers"
www.burlingtonblooms.com
 Burlington, Ontario
 289.337.1707



481 John St. Burlington 905.637.0823 | 482 John St. Burlington 905.637.3600
www.inhouseetc.ca **in house etc.**

Magenta Flowers
Wedding and Event Specialist
 Magenta Flowers will create beautiful, unique and memorable arrangements for your special event
flowers@magentaflowers.com
facebook.com/magentaflowersinbloom
www.magentaflowers.com

editor's note



HOME IS ABOUT MORE than where you hang your hat. We first decided to move to Burlington because we were attracted to all that it offered. It's a smaller city with a rich history and lots of little enclaves to explore. The top of our wish list was to move into a neighbourhood that fostered an open-door feeling and sense of community. We envisioned coffee with neighbours, playing outside with the kids and plenty of summer barbecues.

My neighbour Deb and I first chatted on an online building forum. We met for coffee and talked for hours and eventually, we were kicked out when the shop closed. I knew right then that we'd made the right choice and couldn't wait to move into our new digs.

The same year, I also reconnected with a dear old friend, Alita, online. In a surprise twist, she had also purchased a home in my area just two streets away. Pieces of my life-puzzle seemed to float and click into place. Alita and I became fast friends again, walking, talking and sipping tea like no time had passed between us. We've both gotten to know the people in our neighbourhood, and often comment about how happy we are to be part of something so great.

A couple of months ago, Alita donated 65 per cent of her liver to her friend, Sarah. I'm proud of her. Both ladies are doing fine. The overwhelming wave of support from our community following her surgery was amazing. Friends, neighbours, even people from local businesses made teary-eyed offerings of an extra set of hands, a hot meal or heartfelt well wishes. The camaraderie and the feeling of belonging to something on a larger scale was tangible. More than just bricks and mortar, the fabric that knits this community together makes living in these beautiful homes all the more wonderful.

Who are the people in your neighbourhood? Spring is a time of new beginnings, whether you're celebrating new life, waving hello to a neighbour or planting something new. The possibilities are in the air.

Gina Makkar

Gina Makkar, Managing Editor
gina@ourhomesmagazine.com

Follow us nationally @OurHomesMag

CLOSET ENVY
 Contact us today to get closets that everyone will **envy!**
Shaun Oriold
 o. 289.635.2001 info@closetenvy.ca
 c. 905.923.ENVY closetenvy.ca
 905.923.3689



AYA KITCHENS OF OAKVILLE
 1195 North Service Rd. West
 Oakville, ON
 T: 905.847.1522
www.AyAoakville.com



Southside Paint & WALLPAPER

ONE STOP DÉCOR SHOP

HOME DÉCOR • WALLPAPER

BLINDS • LIGHTING • DRAPERY

HOME DESIGN • PREMIUM PAINT

COLOUR CONSULTATIONS

Benjamin Moore®

Located on Thompson Rd
 South of Derry in the Metro Plaza

905.864.0665

www.southsidepaint.ca

contents

spring

18



ON THE COVER

A dreamy redesign.
Story, page 36.
Photography
by Jason Hartog.



28

departments

EDITOR'S NOTE	10
PUBLISHER'S NOTE	14
ADVICE	16
Hardware – The Finishing Touch	
STYLE PICKS	18
The Radiant Colour Of The Year	
COMFORT ZONE	28
Home Inspirations	
PEOPLE	46
What's In My Back Shed?	
HOME RESOURCE DIRECTORY	52
FINISHING TOUCH	54
Everything's Coming Up Orchid	

features

HOME & BUILDER	22
A Dream And A Design	
DESIGN IDEAS	32
Enliven Your Laundry Room	
IN THE KITCHEN	34
Know Your Knives	
FEATURE HOME	36
Designer Style	
DECORATING	44
Create Curb Appeal	
COOKING AT HOME	48
Marvelous Maple Syrup	



22



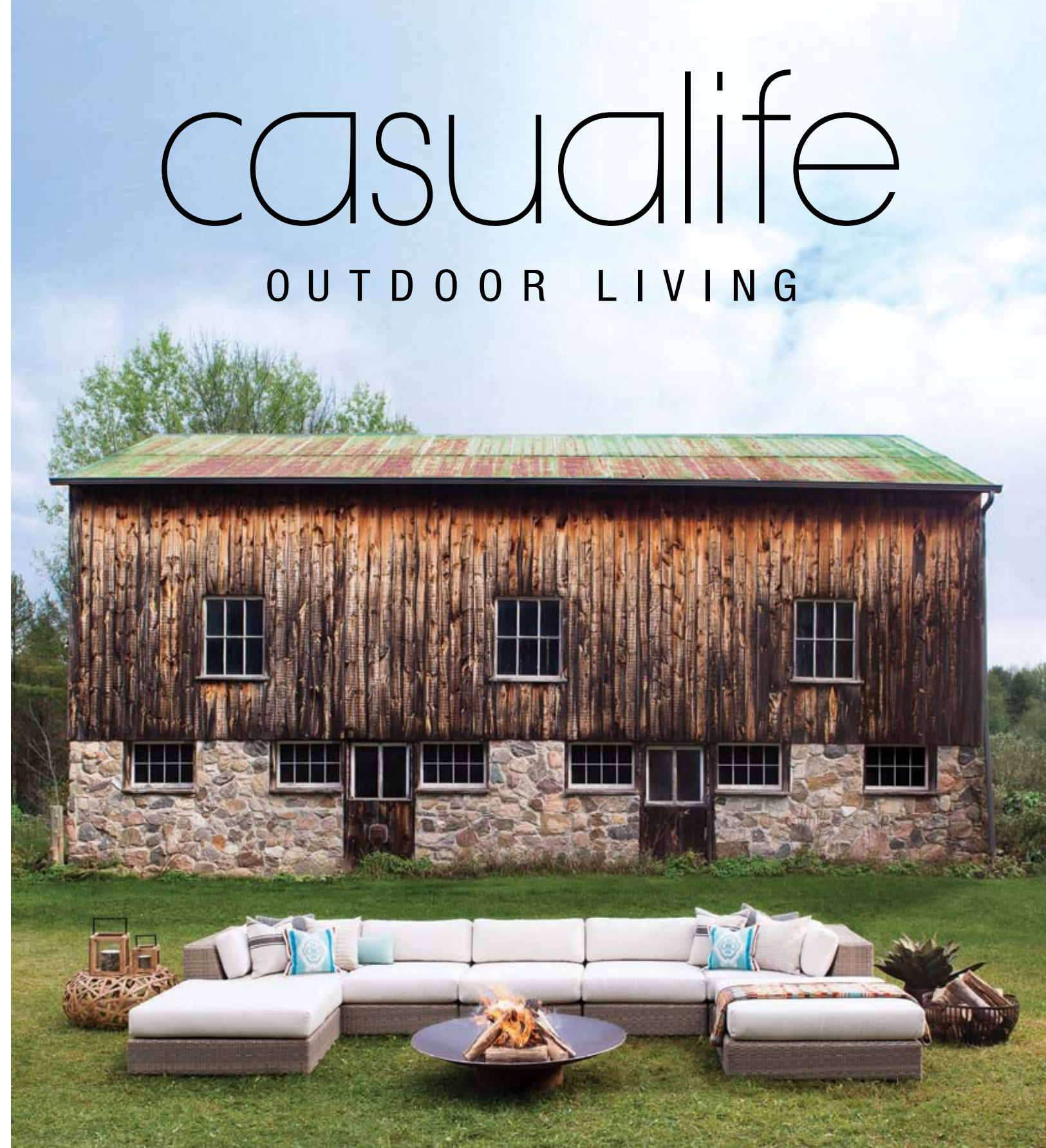
54



36

casualife

OUTDOOR LIVING



MARKHAM | MISSISSAUGA
6 SHIELDS CRT UNIT 1 • 905.475.8353 | 100 LAKESHORE RD E • 905.990.5433

casualife.ca

SINCE 1981

MORE than you paid for?



It's not often you get more than you pay for, but when you advertise in OUR HOMES, you get more than you pay for every time!

- FREE listing in our online directory, which enhances your business's online presence and directs google-searchers to your company... FREE
- FREE ad placement on our online "Flip magazine" as well as free placement in our mobile PDF magazine, with a free link to your company's website...FREE
- FREE listing in our Home Resource Directory, which connects you with customers who are looking for your service...FREE
- Ask us how we can connect your business to our readers in a more personal way
- Ask us how we can boost your business's advertising impact into specific areas of our superior distribution
- Ask us how we can put your company in front of a targeted audience from around the province

ADVERTISING INQUIRIES & SALES, PLEASE CONTACT:

Tracie Zorzi
t: 905.875.3509 c: 905.699.0727
tracie@ourhomesmagazine.com

Jennifer Moore
t: 905.332.5220 c: 905.320.7818
jmoore@ourhomesmagazine.com

ourhomes
OAKVILLE AND BURLINGTON

publisher's note



I KNOW I AM NOT ALONE when I say "At last! Spring is here." It's nice to see the friendly waves and smiling faces of neighbours as they start their spring yardwork and stop for a chat and catch up.

I can't wait to spend the springtime enjoying the sunshine and the fresh air outside with my family. My girls are getting ready to hit the courts at the local tennis club, as they do every year. Personally, I am looking forward to meeting up with my running partner and hitting the streets. We have stayed strong running all winter but often find ourselves at an indoor facility. It will be nice to get back outside in milder weather. Of course as we run, we notice the changes to the neighbourhood homes – new spring urns, folks painting their front doors and shutters and garage clean outs. There's something about spring that makes us feel alive and excited to be doing work around our homes. This of course is great for our advertisers! Please remember to support our local retailers and trades. These people are our neighbours, brothers and sisters. It's nice to keep our money local and support the businesses within our region.

Lastly, I am absolutely thrilled to have been asked to sponsor the May Court Club of Oakville's Table Tops Event. The proceeds of this event are going to ROCK (Reach Out Centre for Kids). ROCK is close to my heart. As a mother of four, it is reassuring to know places like ROCK exist for families with children. My friends and neighbours have found ROCK a blessing in difficult times. Please take a moment to see the ad on page 50 and come out for a beautiful day where the proceeds support the faces of our future. Every ticket sold makes a difference!

See you again soon,

Tracie Zorzi, Publisher
Oakville@ourhomesmagazine.com

Follow us locally @OurHomesOakBurl
Find us on and

Sophisticated. Not Stuffy.



Only Silhouette shadings with the Signature S-Vane™ create warm and inviting light like no other window covering can. Call today!

HunterDouglas SILHOUETTE™
Window Shadings

© 2011 Hunter Douglas. ® and ™ are trademarks of Hunter Douglas.

BERGSMAS
paint&decor

194 Main Street East | Milton
(905) 876-4922 | www.bergsmaspaint.com



KARA'S GLASS

CUSTOM ARCHITECTURAL & ARTISTIC GLASS

519.570.7110

WWW.KARASTAINEDGLASS.CA
KARA@KARASTAINEDGLASS.CA

design inc.
gabriele
pizzale



905.855.5171 www.gabrielepizzaledesign.ca

Imagine



From **traditional to contemporary**, imagine the endless possibilities in **decorating** your home.

Come in and experience our **newest collections** now in our **showroom** and specially priced.



The FURNITURE GALLERY

175 Dieppe Rd., (beside Q.E.W.) St. Catharines

1-800-680-5553

Mon. to Fri. 9:30-5:30, Sat. 10:00-5:00

www.furnituregallery.com

1975 Celebrating 39 Years 2014

advice

HARDWARE

It is so easy to take life's essential items for granted. When a job is done well, we don't ask questions. In design however, it is crucial to constantly assess how something could function better and look better.

Take hardware for example. We don't question a functioning cabinet or room door. The hardware simply becomes obsolete. Clearly this is a good thing in one sense because it's doing its job. It's functioning. Its look or form however, may be another story.

Hardware is like jewelry, or the finishing touch. Whether you want to be Armani or Kelly Wearstler, the look changes entirely based on the approach. Here are a few options – from minimalist to decorative – that will finish your doors in style and also function beautifully.

FULLY INTEGRATED

This approach requires no hardware leaving your cabinetry clean + simple. A cabinetmaker uses the door itself to create the hardware. Here are two approaches:

One method is to carve a finger pull into the backside of the door (1) leaving the front of the door undisturbed. Bulthaup, a high-end cabinetmaker out of Germany, has mastered this minimalist aesthetic. If done properly, this look will highlight the lines of the cabinetry without drawing attention to any unnecessary extras.

Alternatively, (2) cut out part of the door face, enough to put your fingers through to pull the door open. This provides a design detail, remains functional; yet maintains an uncomplicated aesthetic. This approach creates a low-key look with a bit more detail.



PARTIALLY INTEGRATED

Partially integrated means that in order to accommodate the hardware, the door must be notched out. This hardware needs to be applied by a professional. Take this piece (3) by architect Tom Kundig as an example. It is beautifully crafted and adds a hint of interest. On a simple wooden pocket door, this pull adds the perfect amount of detail.

On cabinetry, try a finger pull with a sleek, stainless steel finish (4). The door or drawer is routed out at the back so the hardware can sit flush with the cabinet frame. To achieve this look on a budget, you can source a similar style that can be mounted to the side of the door or drawer without the need to carve into the cabinetry. However, ensure you have enough clearance so the hardware doesn't rub against the next door over or the underside of the countertop.



Designer Stephanie Redmond shares her ideas.

APPLIED

The options are endless (5) but there are two approaches: functional versus decorative. You can keep it simple or make a statement. Leather, glass, lucite, wood, brass... you name it, it's out there. The key is to choose something that is the correct scale, functions well, and that you won't tire of. Good quality hardware can add up, so purchase a sample and bring it home to look at.



THE BORING BITS

It's worth mentioning that some of the most important pieces are often working behind the scenes. Take your interior house doors. If you are trying to achieve a more minimal look, then a typical swing door may not be your style.

For a more contemporary approach, look at using a pivot hinge (6). These anchor to the floor and ceiling leaving the sides free of any unsightly hinges. With this

look, your door can also be ceiling height, giving your room a sense of scale.

Another option is a barn slider (7). These hang on a rail system and slide on wheels or a rail at the base to prevent any side-to-side swing. The hardware is available in a multitude of styles, visible or hidden. Have a look at the Warehouse style from Rustica Hardware for an industrial look. You won't get a tight fit so best to use this style on a mudroom or a hallway separation.

Hardware is often the last thing we think of – the after-thought that we run out and purchase at the last minute when doors or cabinetry are complete. Next time you're planning a project, look at the hardware first. It will open your mind to a whole other world of design options! **OH**



1. CABINETRY: Bulthaup
2. HANDLE DETAIL: Kingerlee
3. PEEK SLIDING DOOR PULL: Olson Kundig Architects
4. DRAWER PULL: Berenson Bravo
5. DRAWER PULL: Richelieu Hardware
6. PIVOT DOOR: Pivot Door Company.
7. BARN SLIDER: Rustica Hardware

WWW.GREENSVILLE SOAPSTONE.COM

1-888-95-STONE
1-888-957-8663

Soapstone Countertops, Sinks and Tiles

NEW SHOWROOM AND STONE YARD
OPENING MARCH 2014!!

4450 Corporate Drive, Unit 2, Burlington ON
(QEW & Appleby Line)
Monday - Friday: By Appointment
Saturday & Sunday: 10am - 4pm

ARTEFACTS

salvage & design

Antique cast iron flywheel base supporting a salvaged hemlock barn floor table top with a studded wrought iron band

519 664-3760 St Jacobs artefacts.ca

RAVISHING AND RADIANT

Sassy, vibrant and full of personality, this year's Pantone colour is bold and playful. Incorporate it by painting an accent wall, adding a piece of furniture or integrating accessories.

PHOTOGRAPHY BY JASON HARTOG



1



2



3



4



5



6

1 SOUTHSIDE PAINT & WALLPAPER

Wallpaper

Like a work of art, wallpaper adds character to a home. Add glam to a powder room or drama to a dining room. Choose from a wide variety of designer patterns, from classic to contemporary.

1030 Kennedy Cir., Unit 3D, Milton
905.864.0665 | www.southsidepaint.com

2 ANDERSONS

Sofa

Add luxury to your furnishings with a rich and pretty shade. The track arm and tapered legs add glamour to the sumptuous bench seat and pillow back in a lovely lavender hue.

686 Guelph Line, Burlington
905.639.0666 | www.andersoncarpetandhome.com

3 BURLINGTON BLOOMS INC.

Floral Arrangements

Get inspired this spring with fresh ideas in fresh flowers. They're beautiful and unique. Grace the table with a centerpiece or take flowers along as a hostess gift.

850 Legion Rd. Unit 17, Burlington
289.337.1707 | www.burlingtonblooms.com

4 PURE ORGANIC FLORAL BOUTIQUE

Side Table

A chalk-painted piece adds colour to a room without a big commitment. This beautiful French provincial side table was painted using a mix of Canadian-made van Gogh fossil paint colours.

395 John St., Burlington
289.337.5169 | www.pureorganicflowers.ca

5 ANDERSONS

Chair

Colour and pattern marry with the contemporary stylings of a chair. The curved grey legs and nail-head trim on this eye-catching piece will add instant elegance to any room.

686 Guelph Line, Burlington
905.639.0666 | www.andersoncarpetandhome.com

6 BENJAMIN MOORE PAINT

Paint

An accent wall provides striking and unexpected contrast to pared-down neutrals. Discover Amethyst Cream (2071-50) or one of the many other shades in the palette.

Available at Benjamin Moore locations.
Find one near you at www.benjaminmoore.ca **OH**



Anderson's
your design partner



Furniture · Carpet · Rugs · Drapery · Reupholster · Farrow & Ball Paint · Wallpaper

686 Guelph Line, Burlington · 905-639-0666 · andersoncarpetandhome.com · Visit our blog for more outstanding pieces

— OUR HOMES SPECIAL ADVERTISING FEATURE —

‘A room should start a conversation before one word is spoken’

From carpet and furniture, to draperies and lighting, Anderson's provides you with everything that you need to create an inviting home. We're passionate about our business and always ready to help our clients; whether you've got a detailed plan or you're starting from scratch, our team will work with you to create an impressive design that will fulfill your vision for each room.

Anderson's is a family business, and we understand the importance of establishing long-lasting relationships with our clients. We emphasize quality, and with excellent selections from brands like Currey & Company, Vanguard, Masland Carpets & Wool, Lillian August, Farrow & Ball, and much more, we can show you how gorgeous craftsmanship can perfectly complement any home.

You should enjoy buying furniture, carpet and outfittings for your home. There's no reason to deal with the confusion and stress of a big-box furniture store, and every person should have access to skilled interior design specialists.

That's been our vision since our founder, John Anderson, opened his business in 1964. Our staff has always taken the time to give advice to every client that walks through our door, and thanks to our straightforward, low-pressure approach, we've developed a reputation as one of Burlington's most trusted decor companies.

When you step into Anderson's, you'll immediately notice how our low-pressure sales environment makes the shopping process easier.

As an added service, we'll give you our professional interior design advice to help you select the right quality home furnishings. Our team has decades of combined experience with homes and rooms of all sizes and styles. You'll get honest help from qualified professionals and always feel completely comfortable.

Our 10,000 sq ft showroom gives you the inspiration that you need for any project. Browse through dozens of elegant pieces or discuss your project with our designers to get new ideas.

Let the experts at Anderson's help you build your personal sanctuary.

At Anderson's, we specialize in interior design. Many of our team members have decades of experience, and we use an individualized approach to fulfill our clients' goals. When you trust our experts, you avoid the confusion of shopping in chain stores. You'll enjoy sophisticated designs created specifically for your home, and we'll work with you directly until you're completely satisfied.

You'll stay fully involved throughout the process - it's your home, and we always tailor our advice to your preferences. With our guidance, you'll choose from great products from brands like Lillian August, Vanguard, Currey Lighting, Farrow & Ball and more to create a comfortable home that reflects your personality.

If you've never worked with an experienced interior designer, Anderson's makes the process easy. Our experts know how to balance modern, contemporary, and classical techniques while firmly focusing on your goals.

TIMELESS *elegance*

BY KELLY MENCFELD
PHOTOGRAPHY BY JASON HARTOG
FLOWERS BY BURLINGTON BLOOMS

Creating your own piece of luxury in an established Oakville neighbourhood may seem like a dream to many, but to **Dwight** and **Chris Lacey**, it's their dream come true.

The Laceys, parents to four grown children, always knew that they wanted to build their home in Oakville. It was just a matter of finding the ideal location. After a year and more than 60 lots later, they found the right place tucked into a well-established neighbourhood on Riverside Drive by Sixteen Mile Creek.

Their first call was to friend and designer **Danielle Fernald** of **Danielle Fernald Design**. Having worked with her in the past, the Laceys knew that Danielle would understand the look and feel that they desired. In turn, Danielle recommended the expertise of **David Small** of

David Small Designs to help put their ideas on paper and builder **Sadat Kolenovic** of **Dream Homes 92** to put the plan into action.

"I would never have guessed David would have given us the footprint that he did, but once I saw it sitting on the lot where the trees were positioned, how the lot worked, it made sense," Dwight recalls. Having grown up in a contractor family, Dwight felt it important to find a contractor like Sadat who understood their objectives and was comfortable with allowing him to be involved in the process.



OPPOSITE: The heart of the house, the kitchen, opens to the large yet cosy family room that Dwight desired. **LEFT:** Everything on the main level is kept light and bright. **BELOW:** Instead of the original plan to place doors that open to the outside, large windows and a window seat overlook the back yard.



Sadat's step-by-step approach to building starts with reviewing the drawings. He spends many hours contemplating how to deliver the best product possible. "As the guy that is building the home for them, I have to keep in mind that the customer's input on the house is crucial and extremely important, as at the end of the day, they are the ones that will occupy the house."

The exterior is a mix of traditional and modern, made of stone, wood siding and trim. "The 4,000 sq. ft. home has an irregular footprint allowing for a lot of architecture to be on display, both

from the street and inside," David explains. "The trim simplified the house, giving it an overall appeal of clean lines. They traded in the traditional Oakville architecture and cladding for their desire of a clean, crisp look."

With a love for the New England style of dark blue and bright white exteriors, they thought they knew what they wanted. After trying out different hues, they decided on more earthy colours that would blend in with the trees, rather than stand out. "It was important for us to respect the neighbourhood," Dwight says. *Continued on page 24*



Though the corner property initially possessed some issues with privacy and exposed the backyard, the final L-shape design of the bungalow provides an intimate and protective feeling. The backyard oasis champions any summer getaway. A pool, hot tub and Muskoka room are accessible through the kitchen walkout, mudroom and master bedroom. “You truly feel like you are on vacation when you’re there,” David says.

Inside, the Lacey’s feel David did a great job giving them a living area that reflects their lifestyle. “I have wanted, for more than 20 years, to have a great room like this and the only way to get one was to build my own house,” Dwight says. “It’s actually taking us back to an era where people entertained out of their kitchens, making the kitchen the heart of the house.” The bright kitchen with large island and hardware from **Oakville Fine Hardware Inc.** flows straight into the family room with its comfortable yet elegant seating area with pieces from **Cocoon Furnishings Inc.**

The open-concept floor plan allows each room to transition to the next with ease – from the kitchen to the living area to the main floor master bedroom – while taking advantage of the natural light coming in through the large windows by **Kolbe Gallery**. Beautiful custom interior doors crafted by **Victoria Strong Manufacturing Corporation** add architectural appeal.

Wall colours were kept subtle in the open concept space. “A transitional use of paint tones was used in each of the rooms to give a timeless, yet current look without noticing the use of a different colour,” Danielle explains. *Continued on page 26*

TOP LEFT: David Small and Sadat Kolenovic worked in tandem to deliver a beautiful end result. **TOP RIGHT:** The appliances are concealed with panels, an extra touch that maintains the cohesiveness of the open floor plan. **LEFT:** The island is conveniently situated next to the wall ovens and sink, creating effortless flow within the workspace.



The formal dining room at the front of the home is connected to the kitchen with a butler's pantry.

The high ceilings create drama everywhere, including in the master bedroom. Light is maximized with the addition of lovely windows that flank the bed. **RIGHT:** Beautifully-crafted cabinetry adorns the master en suite.



The unique roof lines allowed for something that was unexpected and well received: vaulted ceilings. They created an open and airy interior and gave way to additional bedrooms upstairs above the two-car garage and mudroom. “The huge arch ceilings give us the grandeur that we wanted while maintaining a timeless look that will never go out of fashion,” Dwight explains.

They put their trust in Danielle to guide them to find the design elements that would best suit their home. “She streamlined the entire process,” Dwight says. “If you go to the right place and if you’ve got someone who knows how it is all supposed to come together, it saves a lot of time and guesswork.”

The high ceilings forced Danielle to think outside of the box when it came to lighting the main floor. Rather than going with the typical task and pot lighting in the kitchen, they chose beautiful, transitional lighting from **Lighting Centre** that completes the rooms in a way you would never have thought possible with typical fixtures.

For some, their dream house will always be a dream, but for the Laceys and their team of experts, it took 14 months to complete the entire process. It just goes to show you, that with the right people in your corner, dreams really can come true. **OH**

FAR LEFT: The convenient main floor laundry room also boasts built-in closets and access to the garage and the outdoors. **LEFT:** A built-in bookcase fills a pass-through space beyond the doors to the master bedroom.



MILTON LIGHTING

Residential & Commercial Lighting Fixtures

100's of items on display




Special Designers & Builders Pricing

295 Main St E Milton (behind Troy's Diner)

905-878-7111

www.miltonlighting.com



Specializing in leaded glass & stained glass

including leaded windows, door inserts, cabinet inserts and privacy panels

6415 Northwest Drive Unit 32, Mississauga, Ontario
Studio visits are by appointment

905.362.0417 | www.glassworksstudio.ca

VICTORIA STRONG

MANUFACTURING CORPORATION

Custom Wood Mouldings & Doors

905-908-0035

The Company That Defines The Industry

fabulous FAIRHOME

BY GINA MAKKAR
PHOTOGRAPHY BY JASON HARTOG

THE PLACE: Located in downtown Burlington, **Fairhome** first got its start 15 years ago as a fabric store in Oakville. Over the years, owner Janet Sachade and her dedicated staff have slowly transformed the business into an interior décor and specialty gift store, featuring unique items, custom sewing and drapery, reupholstering, interior decorating services and a newly added furniture showroom. In 2004, Janet moved the business to Burlington, and it has since become a mainstay of the downtown core. The upstairs loft and furniture showroom, opened in 2012, features high-end, affordable, yet distinctive items such as casual slipcovered furniture, painted furniture, lamps, area rugs and artwork.

THE STYLE: "We travel to the Toronto trade show as well as US trade shows to source unique and exceptional product to showcase in the store," says Janet. Exclusive lines include Emma Bridgewater hand-painted pottery, collectable Fiesta dinnerware, Dash and Albert rugs, Pine Cone Hill bedding, Four Seasons furniture, and locally made Mennonite pieces. "People come to Fairhome for

our friendly, personable service and the assurance that they will always find an exceptional item that will fulfill even the most discriminating of tastes."

WHAT'S HOT? Janet says trends include the resurgence of vintage, reclaimed and repurposed items. Step into the store and peruse the line of reclaimed barn board home décor made from century-old barns in Ontario. If you're looking for something different, check out the serving platters and candle holders made of wine barrels from British Columbia. Various shades of blue and persimmon are great additions to the ever popular neutrals this year. "They are ahead of the pack, not only because everyone is all about recycling but they are neutral items that work with anyone's home and allow you to introduce pops of colour into the smaller accents," says Janet.

FAVOURITES: It's difficult to choose just one favourite, but the new swivel glider chair in coral and white is a contender. "It's bright, colourful and cheerful, and a great reminder that spring is here."

WHERE: 468 Brant St., Burlington
905.333.4644, www.fairhome.ca **OH**



Janet Sachade (seated)
and Tina Ringler



You **have more fun** when
you're **not cleaning.**

Merry Maids takes care of the spring cleaning,
so you have time to do the things you love.



SPARKLE AND SHINE
CLEANING PACKAGE

Starting from

\$270.00*
for a
one-time
clean

Merry Maids ensures that your home
looks its very best with our Sparkle and Shine
Cleaning. With this package, attention is focused
on a thorough cleaning of your entire home.

*HST will be added to the price of the package. Valid only at these locations.

Contact us today!

Oakville: 905-847-2210
mmaids@bellnet.ca

Milton: 905-875-0391
miltonmerrymaids@bellnet.ca

merry maids
Relax. It's Done.®

Are you a **PEOPLE PERSON?**



Be your own boss, put your network to work for you,
provide the very best advertising solutions in your
community and build equity in your very own business.

**Franchise
Opportunities Available!**

There are franchise territories still available in Ontario:

Prince Edward County, Huron/Perth, Sudbury/North Bay, Niagara Region
(to name a few); PLUS OUR HOMES is expanding into communities in
Eastern & Western Canada as well. Contact Suzanne for details.

Visit www.ourhomesmagazine.com

Click on 'Become a Publisher'. Or call

Suzanne Strong, VP Franchising

519.538.4528 • franchise@ourhomesmagazine.com

ourhomes
SMART LOCAL MARKETING

**SWEETNAM
HOUSE**

GUELPH, ONTARIO

EST. 1845

STYLE. CHARM. HISTORY...AWAITS.



**THIS CLASSICAL GEORGIAN
STONE HOME FEATURES:**

- ✦ Carriage house annex
- ✦ Duplex, home business or commercial potential
- ✦ Over 2 acres of property
- ✦ Easy access to Toronto, Hamilton and Waterloo

THIS UNIQUE PROPERTY IS FOR SALE. FULL DETAILS AT **VIEWMYHOUSE.CA**

— To book a viewing call **226-343-1183**, or email info@viewmyhouse.ca —



**VANBETLEHEM
ARCHITECT INC.**

Specialists in the Design of Custom Homes and Renovations



1200 Speers Road, Unit 16 Oakville, Ontario


905.582.0630

www.vanbetlehem.com

how to MAXIMIZE SPACE IN A SMALL LAUNDRY ROOM

STORY & ILLUSTRATION BY CINDY BROWN

Our homes are a reflection of ourselves, and many of us work hard to keep them beautiful. Through colour, materials and proper planning, we strive to create a stylish and pleasing environment in which to live. Much of our attention is focused on our living spaces and it's time we start thinking about the more utilitarian spaces like the laundry room. Given the amount of time they are used, they seldom receive the attention they deserve and they often become separated from the life of a home.



everfresh® Aluminum Frame
Fabric Basket in Creme Brule,
Neatfreak Group Inc.



If your laundry room is small, you may find that it does not function the way you would like. It may feel cramped and unorganized, attracting an embarrassing mess. But with a little time and creativity, you can design a stylish and functional laundry room that will help make laundry day your most favourite day of the week!

If you find that your laundry room lacks the square footage you dream of, take a look at the space you have and see it for all of its possibilities. By choosing a front loading washer and dryer, you will be able to utilize an extra surface that every laundry room dreams of. The smooth flat tops they provide are useful for laundry basket storage or as a place to fold and organize. Step it up a notch and install a durable water-resistant countertop over the machines. An inexpensive laminate will provide a smooth and easy-to-clean surface for your laundry needs. If your space is limited, a stacked washer and dryer set will leave room for other necessities. A customized slide-out shelf installed between the machines will provide that extra surface you otherwise would not have.

Chances are the washer and dryer will take up most of your floor space, so, when thinking about storage and organization, think vertical. By maximizing vertical space, you can amplify a small laundry room's storage capacity. As demonstrated in the drawing, shelves and cubbies stylishly contain laundry supplies while built-in cabinets keep seldom-used items and less-than-attractive necessities (such as cleaning supplies) out of sight. To brighten up the room, install under-cabinet strip lighting. If built-ins are not in your budget, you can create ample storage space by investing in adjustable wire shelving (ensure that your most utilized items are made available on the lower shelves). Incorporate pull out wire baskets for clever storage of odds and ends, including those pesky socks whose matches have yet to be found! And don't ignore the back of a door. It makes a perfect spot to hang baskets and holders.

A great feature to have in any laundry room is a place to air-dry delicates or to hang shirts fresh from the dryer. Use a tension bar installed between built-ins (or walls), or even a bath towel bar mounted on the underside of a shelf. Remember to position the rod far enough from the wall to leave adequate space for the hangers. If space is limited, pull-down and accordion-style drying racks are made to pull out from the wall and then be pushed neatly away.

Laundry rooms tend to be the place to keep a bulky ironing board. The problem is where to put it. Hanging it on the wall is a simple solution. Another is to purchase a built-in board that drops down from the wall. It saves space and makes ironing easier. Just flip out the board and plug in the iron. Better yet, there are fold-out ironing boards that can be built into cabinetry and pulled out with an expanding frame, concealing them completely.

Finally, incorporate decorative elements to liven up the space. If the room makes you happy, laundry will become less of a chore. Add a splash of colour with paint, or with patterns and colourful fabrics on your storage containers. Add style with bead board or with a fun backsplash in a shiny or iridescent tile. Why not hang up a piece of art? Prints, photos or wall decals will add whimsy and character. Now, with your laundry room feeling so refreshed and organized, you will wish that laundry day was every day! **OH**



Sliding Wire
Baskets, John
Louis Home
Canada



Accordion Dryer,
Lee Valley Tools Ltd.



Fold Out Ironing Board,
Rev-A-Shelf

in the kitchen

KNIFE KNOW-HOW

BY ADRIENNE BROWN

Knives: they're an essential kitchen tool but most of us just guess as to which one we need at any given time. Choosing the right knife is about more than size – they're shaped the way they are for a reason, and caring for them properly is just as important as how you use them.

“Pay respect to the knife. It's a deadly object. It's too easy to cut yourself!” says Chef John Higgins, Director of the George Brown College Chef School.

Chef Higgins says his five essential kitchen tools are a serrated carving knife, an eight-to-10 inch French knife (a style of chef's knife), a paring knife, a potato peeler and a spatula. “I could go anywhere in the world and cook something with those,” he says. His personal brand of choice is Victorinox, but says they may not be ideal for everyone – personal preference rules when it comes to knives.

PURCHASING KNIVES

When you're shopping for knives, Chef Higgins says it's important to consider what you're going to use them for. What do you like to cook? What do you need to accomplish? Then consider your budget. Most importantly, hold different knives in your hands. “A good knife is like a golf club or a baseball bat,” he says. “It needs to feel good.”

While you don't have to spend a fortune on knives, Chef Higgins says “you're not doing yourself any favours if you buy cheap knives. Not all knives are created equal.” Invest in the knives you know you'll use and add others piece by piece as necessary. Again, “think of it like a set of golf clubs. Start off with the basics and add what you need as you go along.”

THE SHARPER THE BETTER

According to Chef Higgins, nothing is worse than a dull knife. It's bad for the tools themselves, for your cooking and potentially for your safety. You shouldn't be hacking away at food. Even more important than investing in good quality knives is investing in a sharpening stone, he says. Learn how to hone the steel at just the right angle and you'll always have sharp knives that are easy to use.

STORING AND CARING FOR KNIVES

Contrary to popular belief, it's not essential to keep your knives in a knife block. In fact, Chef Higgins prefers to keep his in a tray in a drawer, free from other kitchen tools. This frees up space on his counter and is easier to clean.

Wash your knives in hot, soapy water. Don't dump them into the sink with anything else. Rather, keep them separate and get them into a drying rack on their own, too. Let them dry fully before storing them. Do not wash knives in the dishwasher.

CUTTING BOARDS

Just as it's important to use the right knife for every job, the right cutting board also makes a difference. Choose one big enough for your job so food isn't hanging over the edge or falling off. Chef Higgins also stresses only having one knife on a cutting board at a time to avoid disaster.

KNOW YOUR KNIVES

Stumped about what's what? Here are the basic knives you'll find in any set and the jobs they're made to do.

Paring knife

Small, versatile knife ideal for peeling fruits and vegetables or making small, intricate cuts for cleaning or garnishes.

4" Forged Paring Knife, Victorinox Swiss Army Inc.



Utility knife

A close cousin of the paring knife, but slightly longer and thinner and good for chopping small vegetables and fruits.


6" CLASSIC Utility Knife, Wüsthof-Trident of Canada Inc.



Bread knife

Large knife with serrated edge. Ideal for cutting soft foods that would be squished by a straight edge and for piercing crusts.

8" ZWILLING® Pro Bread Knife, Zwilling J.A. HENCKELS Canada Ltd.



Chef's knife

A multi-purpose knife with a broad, strong blade. Ideal for all types of chopping, from herbs to vegetables.

Classic 8" Chef's Knife, Shun



Santoku

This Asian-type knife performs almost any job, from preparing meat and fish to chopping veggies. Chop in an up-and-down motion, as opposed to the possibility of rocking back-and-forth with a chef's knife.

7" Forged Granton Edge Santoku Knife, Victorinox Swiss Army Inc.



Carving knife

Longer and slimmer than a chef's knife with a fine edge. Use to slice meat thinly, including carving roasts.

9" CLASSIC Carving Knife, Wüsthof-Trident of Canada Inc.



Steak knife

Like a small carving knife, this blade is slim and strong and is designed to slice through meat (for individual use at table).

Classic Steak Knife, Shun



Choose knives depending on your needs and your cooking style. You may also want a boning knife for cleaning meat off the bone, a long spatula with a rounded end for flipping pancakes or spreading icing, a cleaver for heavy-duty meat cuts or a filleting knife for fish. **OH**



Bathroom
Design &
Renovation
Professionals

*often imitated
never duplicated*

Opal
Baths and
Design

A Trusted Name in Service Since 1960

4104 Fairview St., Burlington
905.639.0500
www.opalbaths.com

DOORWAY INC.

Quality Doors & Windows



Beautiful

Secure

Affordable

4361 Harvester Road
Burlington, Ontario
(Between Appleby Line and Walkers Line)

905-639-5122
www.doorwayinc.ca



*Come visit our showroom and see
the beauty of stained fiberglass doors!*

Complete Kitchen and Bathroom Renovations



Oakville
KITCHEN & BATH CENTRE

Serving you for over 45 years

599 THIRD LINE • 905-827-4611 • oakvillekitchencentre.com



SIMPLY
beautiful





BY NANCY FORNASIERO
PHOTOGRAPHY BY JASON HARTOG
FLOWERS BY MAGENTA FLOWERS

One-of-a-kind” is a desirable quality in home design, but how can originality be achieved in a development with only a handful of floor plans to choose from? The answer is to hire a designer with the know-how to bring your vision to life. Meet homeowner **Michelle Taggart** and **Lisa Frahm** of **Frahm Interiors**. Together, they turned OK into over-the-top in this stylish River Oaks home.

Their collaboration began in 2010 when they first met to discuss a kitchen facelift. The initial encounter snowballed into one exciting project after another. Surprisingly, this transformation didn't involve major reconstruction. Instead, cosmetic fixes, attention to detail, artful placement of furnishings, accessories and updated surfaces work together to make a world of difference.

Michelle and her husband, Sean, purchased the carriage-style residence 11 years ago. It boasted many attractive features even pre-renovation. “We liked the traditional feel and the fairly large kitchen,” says Michelle. The detached garage was also appealing, as was the rich oak flooring in some rooms. “**EC Hardwood Flooring Inc.** worked on site to match our existing flooring, which is no easy thing, and they did a fantastic job!” says Michelle. *Continued on page 39*

OPPOSITE: Elegant slipper chairs, a large mirror and sparkling accessories result in a tranquil, welcoming room. **TOP LEFT:** The charming exterior radiates curb appeal. **TOP RIGHT AND RIGHT:** French doors create just the right amount of separation between the dining room and living room.





ABOVE: The warmth of the dark maple island shines against the white cabinetry. Details, like beautiful lighting, add interest to the space. **TOP RIGHT:** Designer Lisa Frahm helped homeowner Michelle Taggart turn vision into reality. **RIGHT:** The powder room was made beautiful with a new vanity and distinctive wallpaper. **MIDDLE:** The island is a wonderful spot to place food for entertaining. **FAR RIGHT:** Artwork above the fireplace and fabrics throughout the space add a bright punch of colour in the neutral family room.



Other simple yet impactful changes orchestrated by Lisa included refacing the kitchen cabinetry to make it look beautifully brand-new. She added an eye-catching natural stone mosaic backsplash and a custom-designed maple island, topped with granite from **Stone Edge Marble & Granite**. Hand-blown, Moreno glass pendants deliver a bit of sparkle. The kitchen flows seamlessly into the comfy family room, allowing Michelle to keep an eye on her daughter, Alexis, at play.

During the kitchen reno, Lisa noticed a tiny corner in need of makeover magic. “The powder room had such an unusually high ceiling that I knew we had to do something fun with it.” She incorporated a dropped chandelier and lustrous bronze wallpaper. The elegant space was made complete with a new vanity and fixtures.

From there, the momentum continued. “We were still putting the kitchen and powder room together when we decided to redo the front room and front entry.” By now, Michelle knew she had a trusted partner and was happy to have Lisa lead. Next steps? Replacing every bit of brass hardware in the house with oil-rubbed bronze. The standard light fixtures were upgraded and the sliding mirrored doors in the foyer became classic paneled doors. “Lisa showed me how all these little things make a huge difference.”

By the time they tackled the living room they were totally in sync. Michelle sought a serene space that reflected her own personal style, and, knowing her well at this point, Lisa hit the mark with ease. Calm, neutral hues, sleek upholstered seating from **Cocoon Furnishings Inc.**, and gleaming touches like the oversize mirror and glass-topped occasional table from **Ethan Allen** create just enough formality for a room used mainly for company or by Michelle herself. “Whether I’m having a quiet phone conversation or reading a good book, it’s just a beautiful, peaceful place to be.” Topiaries, a trellis pattern on draperies and furniture, and posy-pastels in the focal-point artwork hint at a garden motif. *Continued on page 40*



feature

After a brief hiatus, Lisa returned last winter to work on the master suite. Although pleased as punch with the public spaces in the house, Michelle calls it her favourite hangout. “It’s so peaceful and calm, and I love to connect with Sean there after a long day.” Before the remodel, the room felt empty and there was a lot of wasted space. Sean’s desire for a king-size bed demanded a major shakeup to the furniture arrangement. Lisa envisioned a new configuration that allowed for extra closets flanking a brand-new electric fireplace;


elements the homeowners hadn’t been looking for but now absolutely love. Michelle was smitten with the suggested silver-leaf bedside tables from **Elizabeth Interiors**, so Lisa used them as inspiration for the overall palette. Sea-blue accents and a subtle grey-blue ceiling blend dreamily with the reflective surfaces. Lisa points to finer touches like the scallop on the upholstered headboard and the pretty pillow details. She describes the look as “very romantic, but not in a clichéd kind of way.”


Continued on page 42



The romantic bedroom is a wonderful place to end each day. The dramatic redesign included the addition of a fireplace flanked by built-in wardrobes.

We invite you to explore the possibilities





Residential Interior Design Services
Specializing in kitchens and bathrooms
 Frahm Interiors has been successfully transforming homes throughout the GTA for more than 12 years.

5040 Fairview St. Burlington, ON 905.901.3473
 View our full portfolio at www.frahminterior.com

THE BAR STORE
 BUILDING GOOD TIMES

Fergus, ON • 519.993.2279
info@thebarstore.ca

Your HOME BAR Experts
 PRE-DESIGNED AND CUSTOM




WWW.THEBARSTORE.CA

MAKE YOUR HOUSE A HOME... BOOK YOUR IN-HOME CONSULTATION TODAY!

BERGSMAS
 paint&decor

Transforming homes in the Halton Region for over 29 years



Defining your home’s interior is an expression of your lifestyle—you want it to be unique, but it also has to be functional. Let our design team guide you through the process; whether it be cabinetry, lighting and furniture, or window treatments and colour consultation, we take the guess work out of making your house your home.

“Our Service Never Goes Out of Style”




HunterDouglas Gallery

BRENTWOOD CLASSICS 

MAIN STREET LIGHTING



feature



The en suite embodies the most dramatic transformation of all. A basic builder bath with a tiny shower blossomed into a veritable luxury suite. “Lisa chose the tile,” says Michelle. “I was almost jumping up and down when she showed it to me. It’s just so beautiful.” Lisa chose a myriad of shapes, sizes, materials and hues, sourced from various suppliers, including **Factory Tile Depot**. Local contractor **Corbin Crawford** of **Home Comfort Kitchen and Bathrooms** did all the work, from tiling to carpentry to plumbing. The vanity from **Hearty Furniture**, lighting from **Concept Lighting** and a new tub and fixtures complete the space.

“The master suite feels like a guilty pleasure,” confesses Michelle. “As parents we’re used to putting our kids’ needs first, so having this little bit of luxury just for ourselves is really special.”

Down the hall, daughter Alexis’s pretty purple room is a little girl’s dream with ruffled drapes, a sparkling chandelier, and vibrant pops of colour in the floral bedding.

What else is really special? How, over time, this house – one in a neighbourhood of similar houses – evolved into an elegant custom home. All it took was a bit of patience, a clear vision and a generous dose of input from a trusted and talented designer. **OH**



TOP LEFT: Alexis’s purple bedroom is a little girl’s delight with playful bedding, soft ruffled drapes and a sparkling chandelier. **LEFT AND ABOVE:** Blues and greys are the ideal accent against the fresh white backdrop of the master en suite.



Beautiful Things

My Back Shed

Custom Upholstery • Custom Furniture Painting • Design Services

2359 Lakeshore Road West Oakville, Ontario
905-847-2922 www.mybackshed.com

Cheferential Treatment

PERSONAL CHEF SERVICE

This spring enjoy fresh, delicious food prepared especially for you by your very own personal chef



289-259-6973

www.cheferentialtreatment.com



Budget Blinds

a style for every point of view®

Burlington 905-484-3372

Custom soft treatments from Budget Blinds® - Add a touch of sophisticated elegance in classic styles. Complete the look with our stunning drapery hardware collection and custom blinds.

*FREE In-home Consultation**
Professional Measuring and Installation

* At participating franchises only. ©2009 Budget Blinds, INC. All Rights Reserved. Each franchise is independently owned and operated. Budget Blinds is a registered trademark of Budget Blinds, INC. and a Home Franchise Concepts Brand.

CURB APPEAL

BY YANIC SIMARD



PHOTO BY BRANDON BARRE

Once again doors are opening up to the outside world. Celebrating your outdoor space and paying a little attention to your exteriors can dramatically increase the value of your property, while also giving you much more room to live in. To make sure your front door sets the right tone every time you come home, here are my top tips for maximum curb appeal.

LIGHTING

One of the most overlooked keys to unlocking your home's exterior potential is well thought-out lighting. Use layers of light to eliminate harsh shadows for a more welcoming environment at night.

- Line the path to your door with lights to guide both your eye and your guests to the entrance.
- Use a combination of potlights with pendants or sconces (or all three) on the landing or porch to create an even and inviting glow.
- The current trend in pendants is to go big to make a statement, so if you're at all unsure choose a larger lamp and let there really be light!
- Place sconces one-to-two feet lower than the top of your door frame, centred above your mailbox or house numbers (if they are beside the door).
- You can also add a sconce above the door instead of a pendant – choose something bigger or bolder than the lower sconces so it dominates.

FURNITURE

Besides the lighting, you can take many other cues from interior styling when creating an outdoor space. Add a seating grouping around the front door to create a moment to come home to instead of just a pathway to pass through.

- Place a weather-appropriate chair on either side of the door, dressed with a fun, seasonal pillow for colour.
- Then, back each chair with a large shrub or miniature garden arrangement, in a simple but sizeable planter, to create a visual backdrop and add a variety of heights.
- Use a brightly patterned, full-size outdoor rug, layered under the traditional-size door mat, to create a truly welcoming outdoor space.
- If you don't have a path or anywhere to set your seating, Envirotile recycled rubber faux-stone tiles are much lighter than true stone and easy to lay, rearrange or store.



DWR

Jonathan Adler

Hubbardton Forge

PAINT

- Choosing one colour for all of your exterior details can drag down the look – use an accent colour for emphasis to generate interest through contrast.
- Start with a colour a few shades lighter than the siding (or white) for the primary trim moulding – the roof cornice, window trim, doorframes, etc.
- Then, go darker for the shutters and window sashes (the inner frame holding the glass) so they appear deeper, richer and timelessly sophisticated.
- When in doubt, this same accent colour can then dress the door. However, for a fun and modern look, try one of these Benjamin Moore hues:

- 1. Costa Rica Blue #2064-50 for yellow masonry
- 2. Hunter Green #2041-10 for traditional brown brick
- 3. Bright Yellow #2022-30 for grey or white siding

ACCESSORIES:

- For a quick update, start by focusing on the front porch or entry – it's the natural focal point, and the space everyone passes through as they're welcomed inside. A suite of contemporary accessories will refresh new and old homes alike.
- A modern and fun doorbell, mailbox, knocker, door knob and set of numbers work together to give even a very traditional exterior a twist of transitional appeal.
- For an orderly arrangement, line up your mailbox and house numbers on one horizontal centre line across your door, 40 to 42 inches off the ground. Make sure the centre of each is equally far from the door for symmetry. **OH**

Consider investing in a custom-cut number plate – the bespoke look shows that you care about your exterior and gives an upscale atmosphere.



ArtaneElectric
CUSTOM HOME AND LANDSCAPE ELECTRICAL

905-699-2556 www.ArtaneElectric.com
shay@artaneelectric.com
ECRA/ESA #7009100

Entertain with Style

EDIT Design inc.

Do you enjoy cooking outside for friends and family? A well designed outdoor grilling island and cocktail station will make it a pleasure to entertain. A stylish outdoor kitchen keeps the party outside and improves your outdoor living space and increases the value of your home.

Call Today to Schedule your Complementary Initial Consultation
519-740-3633
www.editdesign.ca

AFFORDABLE IRRIGATION

Complete front and back yard systems starting from...

\$950.00

Call to book your free quote today.

When quality like this meets prices like these...
WE BOOK UP FAST!

www.wetlawn.ca

647-231-6255

BOOK YOUR FREE QUOTE BEFORE APRIL 15TH FOR A CHANCE TO WIN A 50 inch LCD TV



Lisa Barsony and Anji Goobie



In addition to the variety of items that you'll find in the store, My Back Shed offers custom finishing. Bring in your rough, unused pieces of furniture and Lisa will create a new, up-to-date look. A fresh coat of paint, perhaps in a metallic silver or gold, creates a light and airy look. You'll be able to keep the sentiment of your grandmother's chair, but with fresh paint and modern fabric, the chair will be transformed.

My Back Shed has built a solid reputation based on good quality products, reasonable prices and great customer service. Lisa and her staff are on a first-name basis with many of their customers who pop in often to see what's new and exciting. She believes that the durable quality of their finishes sets her wares apart. You can rest assured that the piece you purchase is in good condition and perfectly functional.

The thrill of the hunt drives Lisa, and it's all the more exciting when she finds a specific piece she's been searching for. She recently found the mate for a chair that a customer purchased from her nearly three years ago, proving that patience does pay off. "Finding the perfect piece is always exciting for me," Lisa says. She's able to see a treasure covered with dirt and envision exactly how it will look when it's finished.

My Back Shed offers a showroom full of lovely pieces ready to grace your home, including beautiful vanities and chairs. Step into the as-is room, and enjoy the flea market experience.

Items come with two prices: as-is for a DIY project, or the finished price, which includes your choice of colour and fabric.

Lisa believes you can fit antiques into a modern aesthetic for an eclectic look that combines the new with the old. You'll be thrilled with the treasures you'll find at My Back Shed. **OH**



THE THRILL OF THE HUNT

BY TERESA BAERG // PHOTOGRAPHY BY JASON HARTOG

It's never too late to follow your passion and change your career. Just ask Lisa Barsony, owner of **My Back Shed** in Oakville, a destination spot for refurbished antique and vintage furniture. A former dental hygienist for 10 years, Lisa found the inspiration for her business in her very own backyard.

Lisa's light bulb moment came while sitting at her kitchen table one day watching her husband build a backyard shed. A simple request to make the shed a little larger was granted, and My Back Shed was born. The shed was open for business every other Saturday, selling pieces that Lisa had collected and refurbished. Eventually, the decision was made to move into the current location in Bronte Village in Oakville.

Because Lisa's children were still young, at first the store was only open on Saturdays and Sundays. "It's amazing how we ever survived," Lisa laughs. As the kids got older, hours increased and the store is now open seven days a week.

Step into My Back Shed and experience another time and place.

Beautiful antique and vintage pieces of furniture have been carefully and lovingly restored and tastefully displayed. There's a sense of history and mystery in each of these pieces. Modern fabrics and up-to-date paint finishes create a French country, shabby chic aesthetic that keeps customers coming back from Toronto, Guelph and a little closer to home.

"I've always had a passion for antiques and I've always loved doing things with my hands," Lisa says. A lifelong love of old furniture, garage sales and auctions, combined with courses in upholstery and refinishing, make Lisa a natural for this business. She does the bulk of the reupholstery herself. A self-professed magazine and design show junkie, Lisa continues to evolve her business. "Even though they're old pieces of furniture, you do have to stay with what's on trend, whether it be types of fabric or colour choices," says Lisa.

Lisa has a staff of four and speaks highly of her team. A retired fellow, Dave, can fix anything and has become indispensable. He does the sanding and repair work so there are no sticky drawers or cracks in the wood when you bring your "new" piece home.

It's Maple Syrup Time!

BY MARIA DASILVA // PHOTOGRAPHY BY SCOTT HUNTER

Ahh spring! A season of growth and renewal. The smell in the air changes, grass starts poking out from beneath the snow, buds make their appearance on the tips of branches, and best of all, maple syrup begins to flow.



We are blessed in Canada, especially here in the east, with a climate that supports the sugar maples that produce this delicious nectar. Long before recorded history, Native men and women used birch bark baskets to collect sap as it flowed from the trees, boiling it down slowly over open flames. While the gathering, equipment and cooking techniques may be different today, the result is still the same – a sweet and sticky amber liquid that bears the call of spring and is best enjoyed with a mile high stack of fluffy, buttermilk pancakes.

Buttermilk Pancakes Serves 4

1 ½ cups all-purpose flour

½ cup whole wheat flour

2 tbsp sugar

2 tsp baking powder

1 tsp baking soda

½ tsp salt

Pinch nutmeg

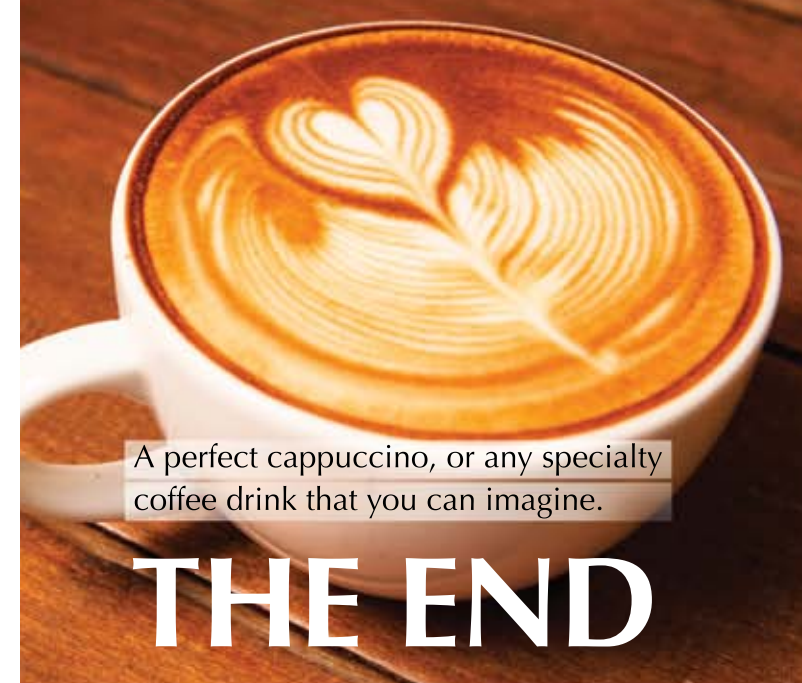
2 cups buttermilk

2 eggs

¼ cup melted butter or vegetable oil, plus extra for cooking

1 tsp vanilla extract

- Put all-purpose flour, whole wheat flour, sugar, baking powder, baking soda, salt and nutmeg into a large bowl and whisk to combine. Set aside.
- Whisk together buttermilk, eggs, melted butter and vanilla in separate bowl. Pour into flour mixture and whisk until just combined to make thick batter. For most tender pancakes don't overmix batter. Let stand for five minutes.
- Heat skillet over medium heat. Melt butter in skillet until foam subsides. Pour in about ½ cup of the batter. Cook pancake, turning once, until golden brown on both sides. Transfer to a plate and keep warm. Repeat with remaining batter and additional butter as needed. Serve hot with maple syrup and butter. **OH**



A perfect cappuccino, or any specialty coffee drink that you can imagine.

THE END

The Rocket R58. Just one of many fine and surprisingly affordable espresso and coffee makers.



THE MEANS

Someone experiencing coffee as good as coffee can get. Period.

JUSTIFIED



Would it surprise you to learn that you can make better espressos at home than you can get at nine out of ten cafés? Would it surprise you to learn that espresso machines make every kind of coffee drink there is. That you can do it easily? That you'll love doing it? That you can do it with a machine that is itself a piece of artwork for your home? Enough with the questions. You *can* do it and IDrinkCoffee is all about making it real. Drop by our showroom in Milton for a demonstration of how good coffee can get.

idrinkcoffee.com
Roasters and Merchants

MILTON

315 Steeles Ave East
Milton Ontario, L9T 1Y2
Phone: 905-636-0922
Toll Free: 1-800-425-5405
www.idrinkcoffee.com



The May Court Club of Oakville Presents

TABLE TOPS

Decorating & Entertaining Trends

Forget-Me-Not Cafe | Speaker Series | Designer Showcase
Saturday, May 24 & Sunday, May 25, 2014 - 9:00 a.m. to 4:00 p.m.
Appleby College, Oakville - Tickets \$30.00

Table Tops Soiree featuring Bryan & Sarah Baerlander

Catered by Nadine Hughes

Hosted by The Wine Ladies

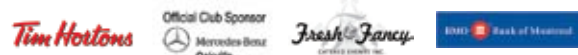
Saturday, May 24, 2014 - 7:00 p.m. to 10:00 p.m.
Appleby College - Tickets \$85.00



For more information and to register for the Speaker Series, please visit www.maycourt.ca



www.nadinehughes.com
food expert - caterer - author - spokesperson



Registered Charity # 11924-4614 RR0001



UNIQUE ACCESSORIES FOR YOU & YOUR HOME.

MON-WED 10AM-6PM | THURS 10AM-8PM | FRI & SAT 10AM-6PM | SUN 12-5PM

468 BRANT STREET | DOWNTOWN BURLINGTON | 905.333.4644

WWW.FAIRHOME.CA



FIND CANADIAN ART AND TASTEFUL GIFTS FROM A-Z!

37 King Street W, Kitchener, ON, N2G 1A1
519.208.7400

info@artisanzone.ca • www.artisanzone.ca

Artistic Classes Now Available!

OUR HOMES SPECIAL ADVERTISING FEATURE

>> SOURCE IT

ARTISAN ZONE INC.

Welcome to Artisan Zone Inc. We are an exclusive boutique located in downtown Kitchener. We specialize in the sale of Canadian Art, made by Canadian Artisans. We provide a space for artisans to showcase their work in a retail setting, and consumers a place to come find unique refined art. Artisan Zone is a distinctive shopping experience. We have a little bit of everything from A-Z, including: Fine Art Paintings, Trendy Threads, Jewellery, Pottery, Blown Glass, Hand Made Solid Wood Furniture, Fine Chocolates, Finest Unpasteurised Honey, Cards, Antiques and more. We are a 4100 sq. ft. art boutique of compiled artists who share a common interest supporting the community in finding tasteful gifts and Canadian works of art. Artistic Classes now Available!

Come visit us at: 37 King Street West, Kitchener

519.208.7400 • www.artisanzone.ca

Facebook: Artisan Zone Inc, Kitchener

twitter.com/ArtisanZone

(Please see ad on page 50)

CLOSET ENVY

Closet Envy is a Burlington based company that is proud to have designed and built many amazing closet organizers and custom garages across Southern Ontario. We strive to make the process of designing a custom solution to suit your needs simple and easy. We are dedicated to providing professional service and expert installation, we will assist you in making the ideal choice whether it's a dressing room, or epoxy floor in your garage.



A MISCELLANY OF THE NEW, NEAT, UNIQUE, AND FABULOUS IN THE REGION OF OAKVILLE, BURLINGTON & MILTON

All our products are manufactured in a state-of-the-art facility located right in Burlington and supplied by Canadian companies. Meaning we're local, and proud of it!

1300 Hammond St, Burlington

905.923.3689 • www.closetenvy.ca (Please see ad on page 11)

SUNRISE CLEANING SERVICES

We have been working with Oakville and Mississauga residents and business owners for nearly 20 years, providing custom cleaning services from a friendly and professionally-trained staff who take great pride in our work. Sunrise Cleaning is not like other maid services. Our attention to detail is unmatched, utilizing European-style, old-fashioned cleaning methods of supreme quality and superior workmanship.

Our rates are very competitive and our schedules are extremely flexible. Whether you are in need of same-day service for an unexpected get-together or a regular maid service on a weekly or bi-weekly basis, our team of experienced technicians are always ready to take control of your household or business cleaning project. Our one-time cleaning services are the perfect, affordable option for those Spring Cleaning chores, as well.



Sunrise Cleaning also specializes in Move-in and Move-out Services for those who are relocating into a new home. We will arrive to your new residence well in advance of the move and make the home sparkle and shine. We will then return to your old residence and provide a thoroughly detailed cleaning to ensure that your old home is immaculate for the new residents.

Free quotes are easily available by visiting our website or contacting us directly at 905.567.1199. **We also offer an instant discount of 20% for all first-time clients.** Contact us today!

905.567.1199 • www.sunrise-cleaning.com

(Please see ad on page 51)

Sunrise Cleaning Services
We LOVE to clean and it shows!

**Need help with cleaning?
Let us do it for you!**

Discover house-cleaning that's
affordable, reliable, and convenient.

905-567-1199
www.Sunrise-Cleaning.ca

20% off Your first cleaning session
(Just mention this ad)

Expires: 30/Apr/2014

MR PAINT.ca

directory

OUR HOMES attracts the area's finest businesses to advertise in our pages, and utilize our unparalleled distribution and coffee-table appeal to market their products and services. We're making it easier for you, our readers, to become educated as you plan your home-and real estate-related purchasing decisions. View these business ads online at www.ourhomesmagazine.com/oakville

The listings below are organized alphabetically by industry.

ARCHITECTURE, ARCHITECTS, DRAFTSMEN & DESIGN

DAVID SMALL DESIGNS *Page 2*

VANBETLEHEM ARCHITECT INC. *Page 31*

ARTISANS, ARTISTS, ART GALLERIES & WORKSHOPS

ARTEFACTS SALVAGE & DESIGN *Page 17*

ARTISAN ZONE *Page 50, 51*

GLASSWORKS STUDIO *Page 27*

KARA'S GLASS *Page 15*

BUILDERS

PROFILE CUSTOM HOMES *Page 5*

TRUE NORTH LOG HOMES *Page 9*

CHARITY & FUNDRAISERS

THE MAY COURT CLUB OF OAKVILLE
- TABLE TOPS EVENT *Page 50*

CLEANING

MERRY MAIDS *Page 30*

SUNRISE CLEANING SERVICES *Page 51*

CLOSETS, ORGANIZATION & STORAGE

CLOSET ENVY *Page 11, 51*

COUNTERTOPS, GRANITE & STONE

GREENSVILLE SOAPSTONE
COMPANY *Page 17*

DRYWALL, MILLWORK & MOULDINGS

OMEGA GROUP OF COMPANIES *Page 6&7*

ELECTRICIANS & ELECTRICAL SERVICES

ARTANE ELECTRIC INC. *Page 45*

FINE WOODWORKING, FURNITURE REFINISHING, CUSTOM FURNITURE & CARPENTRY

ARTEFACTS SALVAGE & DESIGN *Page 17*

THE BAR STORE *Page 41*

FIREPLACES

OMEGA GROUP OF COMPANIES *Page 6&7*

FLORISTS

BURLINGTON BLOOMS *Page 10*

MAGENTA FLOWERS *Page 10*

FOOD, DRINK & CATERING

CHEFERENTIAL TREATMENT *Page 43*

IDRINKCOFFEE.COM - ROASTERS AND
MERCHANTS *Page 49*

HOME ACCENTS, HOME DECOR, FURNITURE & COLLECTIBLES

ANDERSONS CARPET AND HOME

Page 20&21

ARTEFACTS SALVAGE & DESIGN *Page 17*

BERGSMA'S PAINT & DECOR *Page 15, 41*

CASUAL LIFE *Page 13*

CORNERSTONE HOME INTERIORS *Page 4*

FAIRHOME *Page 50*

IN HOUSE ETC. *Page 10*

JOSHUA CREEK FURNITURE *Page 3*

MY BACK SHED *Page 43*

SOUTHSIDE PAINT & WALLPAPER *Page 11*

THE BAR STORE *Page 41*

THE FURNITURE GALLERY *Page 16*

HOME IMPROVEMENTS & HOME RENOVATIONS

BERGSMA'S PAINT & DECOR *Page 15, 41*

OMEGA GROUP OF COMPANIES *Page 6&7*

RENOWN CABINET SYSTEMS *Page 8*

INTERIOR DECORATING & INTERIOR DESIGN

ANDERSONS CARPET AND HOME

Page 20&21

BERGSMA'S PAINT & DECOR *Page 15, 41*

FAIRHOME *Page 50*

FRAHM INTERIORS *Page 41*

GABRIELE PIZZALE DESIGN *Page 15*

SOUTHSIDE PAINT & WALLPAPER *Page 11*

KITCHEN & BATH

AYA KITCHENS *Page 11*

EDIT DESIGN INC. *Page 45*

KITCHEN TUNE UP *Page 8*

OAKVILLE KITCHEN & BATH CENTRE

Page 35

OMEGA GROUP OF COMPANIES *Page 6&7*

OPAL BATHS AND DESIGN *Page 35*

RENOWN CABINET SYSTEMS *Page 8*

LANDSCAPE DESIGN, LANDSCAPING, LAWN & GARDEN

PLAN IT GREEN *Page 53*

WET LAWN *Page 45*

LIGHTING

BERGSMA'S PAINT & DECOR *Page 15, 41*

MILTON LIGHTING *Page 27*

OUTDOOR FURNITURE

CASUAL LIFE *Page 13*

PAINTING & DECORATING

ANDERSONS CARPET AND HOME

Page 20&21

BERGSMA'S PAINT & DECOR *Page 15, 41*

MR. PAINT *Page 51*

SOUTHSIDE PAINT & WALLPAPER *Page 11*

REAL ESTATE

MICHAEL BREJNIK - ROYAL LEPAGE
BURLOAK REAL ESTATE SERVICES

Page 56

VIEW MY HOME *Page 31*

SERVICES

WET LAWN *Page 45*

WINDOW FASHIONS

BERGSMA'S PAINT & DECOR *Page 15, 41*

BUDGET BLINDS *Page 43*

SOUTHSIDE PAINT & WALLPAPER *Page 11*

WINDOWS & DOORS

DOORWAY INC. *Page 35*

KOLBE GALLERY WINDOWS
& DOORS *Page 55*

VICTORIA STRONG DOORS *Page 27*



PLANITGREEN
LANDSCAPES

What colour is your corner of the world?

planitgreen.ca

905.304.7366

Proudly serving from the Greater
Toronto Area to the Niagara Region

OUR HOMES is committed to ensuring the businesses above appear under the correct headings. To make a correction, or to have your business listed under more than one heading, please email tracie@ourhomesmagazine.com. To have your business listed in our Home Resource Directory, call 905.875.3509 or 905.699.0727 to advertise.

finishing touch



Felix I Tolix Style
Tabouret Table Stool
in Distressed Purple,
Crash Industrial
Supply Co.

Delta Hydration Vessel
in Orchid Pink,
Kor Water Inc.



Colori 1
Santoku Knife
in purple,
Kuhn Rikon



Rhapsody Wool
Woven Pillow,
Dash & Albert
Rug Company



Rainshower® Icon 150
in Purple,
Grohe Canada Inc.



Cristallo Glass
Black Opal tiles,
Daltille



Recycled Glass Tile
in Acai,
Fireclay Tile



Wycliff Chair in
Tagori Mulberry,
Brentwood Classics

PANTONE'S COLOUR OF THE YEAR RADIANT ORCHID

ROCOCO POP
C12810 Purple
Enrico Cassina
Door Lever,
AFFurniture Inc.



Paint Colour
Twilight Magenta,
Benjamin Moore



Cybil Double Gourd
Glass Lamp in Dark Purple,
Safavieh Home Furnishings

Mandala Chenille
Metallic Carpet
in Purple,
Madeline Weinrib



Giocco 24 Three Drawer Vanity
in Antracite-Violet,
Macral Design Corp.



Range in
Radiant Orchid,
BlueStar



KOLBE
Gallery
WINDOWS & DOORS

An Infusion Windows and Doors, Inc. Company

SHOWROOMS

Oakville 1.866.348.4398 • Burlington 1.877.319.0744

OFFICE (905) 335-3042
TOLL-FREE 1-800-290-0163

www.michaelbrejnik.ca
michael@michaelbrejnik.ca



EVERY PRICE RANGE, ALL OF YOUR NEEDS, WE ARE YOUR TEAM!



PREMIER LAKEFRONT RESIDENCE

\$7,000,000 Situated in a magnificent setting on prestigious Lakeshore Road stands one of Burlington's premier lakefront residences. Visible beyond the granite and wrought iron gates and black granite driveway you are greeted by an architectural marvel built with the most luxurious finishes. Soaring ceilings, slab limestone floors, custom trim and rich mahogany enhance the priceless water views captured within the frames of the floor to ceiling windows. Only the finest materials and rich finishes were used to create this masterpiece. This exceptional one of a kind estate home with its unparalleled lake views and manicured grounds will leave you breathless.



SOUTH OAKVILLE LUXURY

\$2,398,000 Stunning custom built 4 bedroom 3 + 2 bath, in south west Oakville with Lake Views on a gorgeous treed lot! Over 6,700 sq feet of living space with exquisite finishes and details too numerous to mention!



SUCCESSFUL DENTAL OFFICE

\$1,200,000 Well established in South Burlington. Amazing potential to grow or redevelop into large medical centre. Located on corner of Plains Rd in rapidly developing area. Buyer to verify zoning & development uses.



NORTH SHORE ELEGANCE

\$1,998,000 Open concept 4 bedroom, 5 1/2 bathroom home on 88 x 201 foot lot! Kitchen with stainless steel appliances, granite counters, hardwood & stone floors, 2 storey family room, games room, theater. A walk to the lake!



BRONTE HARBOUR CLUB

\$699,900 Welcome to this spacious two bedroom condo located in the prestigious Bronte Harbor Club. Enjoy spectacular lake views from your private and exclusive 1,200 sq ft terrace. This won't last, call today to book your private tour.



OAKVILLE CUSTOM HOME

\$1,980,000 Classic custom built 4 bedroom 4 + 2 bath in south west Oakville! Over 6400 sq ft of living space with high end finishes. 10 ft ceilings on main level, custom kitchen limestone & hardwood flooring, huge master with walk-in closet, 6 piece ensuite & sitting room.



WALK TO DOWNTOWN

\$295,000 Gorgeous updated 3 bedroom 1 1/2 bath townhome, walk to lake and downtown, hardwood on 2 levels, new kitchen and baths, S/S appliances, crown moulding on main, pot lights. Close to all amenities, QEW, 403 and 407