

SUMMER 2019

STYLE ■ COMFORT ■ IDEAS ■ REAL ESTATE

ourhomes

OAKVILLE BURLINGTON MISSISSAUGA



A home
WITH PUPPY LOVE

Celebrate
CRAFTSMANSHIP



SIZZLING
OUTDOOR
KITCHENS

WHAT
HOMEBUYERS
WANT

PERFECT
SUMMER
PAVLOVA



There's no better way to protect wood.

Only Beauti-Tone's Wood•Shield Best stains are made in Canada and specially formulated to withstand the extremes of our unique climate. Easy to apply, Wood•Shield Best stains have excellent adhesion and penetration, rejuvenating wood surfaces for long-lasting durability and protection – perfect for decks, siding, and more. Plus, they're available in all the right colours.



Available exclusively at Home Hardware and Building Centre locations.
beauti-tone.ca



Every piece tells a story

**COUNTRY
CHARM**
mennonite furniture

220 QUEEN STREET SOUTH, IN THE HEART OF STREETSVILLE

CCHARM.COM   





HUBBARDTON FORGE.

Love of Design.
Passion for Detail.
Hand forged in
North America.



These are the traits
that have defined
Hubbardton Forge
for over 35 years.

Gerrie Lighting Studio
DIVISION OF  **GERRIE**
355 Iroquois Shore Rd., Oakville ON L6H 1M3
905-845-2461 | gls@gerrie.com | gerrielightingstudio.ca
"We are a Canadian, family owned Company, celebrating
over 60 years in business" Elaine & Heather Gerrie




FINE CUSTOM HOMES INC.

BUILDING TRUST. CREATING A LIFESTYLE.

30 Years International Multi-Site Project
Management and Operations.

In-House Engineers, Architectural Technicians, PMP,
P.GSC by Canadian Construction Association.


Featured in Magazines, TV, and Newspapers.
Fine Custom Homes, Boutique Custom Renovations





**DESIGN • BUILD •
PROJECT MANAGEMENT**







Tel: 416-777-2324
Dir: 416-886-2290
INFO@AMBASSADORFINECUSTOMHOMESINC.COM
WWW.AMBASSADORFINECUSTOMHOMESINC.COM



MULTI AWARD WINNING COMPANY INCLUDING
BEST CUSTOM HOME IN CANADA.



Oakville
KITCHEN & BATH CENTRE

599 Third Line
Oakville, Ontario

905.827.4611

www.oakvillekitchencentre.com



Stonecroft
By Carey Homes



PERFECT
the art of
LIVING

Open-Concept Bungalow Designs
FROM THE MID \$600's

FINAL PHASE! ONLY 2 LOTS LEFT IN PHASE 10
QUICK CLOSING PROPERTIES ARE AVAILABLE



A Complete Community in Quaint New Hamburg

Stonecroft truly is a community within a community

Whether you enjoy indoor or outdoor activities, Stonecroft has something for you and is the ideal home for the social and active adult.

- Walking distance to local shopping
- 15 minutes to Kitchener/Waterloo and Stratford
- 15 minutes to the Ira Needles Boardwalk big box shopping centres
- Exclusive resident activities including golf, hiking clubs, billiards, fitness activities, travel club, crafting and card leagues
- 18,000 sq. ft. Rec. Centre
- 5kms of landscaped walking trails within Stonecroft

Model Home Open 5 Days a Week in New Hamburg
(closed Tuesday & Wednesday)

12 Amberdale | 12:00 - 5:00pm | 519.662.6621
stonecroftsals@careyhomes.ca | stonecroftnewhamburg.ca



**SPRING
SALE**

Great Savings on Manual and Motorized
ROLLERS • SHUTTERS • SHADING



shadeomatic

BURLINGTON
2202 INDUSTRIAL ST.
905.320.4811

DUNDAS
242 GOVERNORS RD.
905.966.2251



WWW.SALNEK.CA
SALNEK'S
CUSTOM WINDOW TREATMENTS

BURLINGTON • COLLINGWOOD • HAMILTON • MARKHAM • MUSKOKA • TORONTO



THIS HOME
NOW AVAILABLE
FOR SALE!
MLS # 30728620

Betty
D'OLIVEIRA
SALES REPRESENTATIVE
905-873-5424
ROYAL LEPAGE
Meadowcroft Realty



Custom residence in Georgetown.

“ The Rockhaven process was very informative and they were very honest. From day one we knew Rockhaven was who we trusted to build our home.
Excellent communication from the Rockhaven team made a potentially stressful process a fun and exciting time in our lives. ”

CUSTOM ~ CREATIVE ~ CARING

Come visit us at www.RockhavenHomes.ca

📍 Orangeville: 519-453-6664 📍 Georgetown: 905-873-1582 ✉ Build@RockhavenHomes.ca

DOORWAY INC.

Quality Doors - Since 1993



*Visit Our Showroom To See Our
Fiberglass Doors on Display!*

4361 Harvester Rd, Burlington (Between Appleby Line and Walkers Line) 905.639.5122 www.doorwayinc.ca

ENJOY YEAR-ROUND CAREFREE LIVING IN PORT DOVER




SWING

PLAY

RELAX

LIVE



Active Adult Lifestyle Community

Resort Style Living on the Shores of Lake Erie!

1 BDRM+DEN & 2 BDRM
BUNGALOW TOWNHOMES

from
the upper **\$400's**

- 2-Car Garage
- Cathedral Ceilings

BUNGALOW & LOFT-STYLE
50' & 60' DETACHED

from
the mid **\$500's**

- 2-Car Garage PLUS Golf Cart Garage*
- Luxurious Finishes Throughout

REGISTER TODAY – DoverCoast.ca or 519-583-2049



*Golf cart garages available only on 60' lots.

As per plan. Prices & specifications subject to change without notice. E.&O.E.



Introducing Pella® Lifestyle Series

Create solutions that work for real life with Pella® Lifestyle Series wood windows and patio doors. Offering everything you love about wood - including beauty, durability and style flexibility - with the most desired features and options. Available performance solutions offer an unbeatable combination of energy efficiency, sound control and value. *Packed with purposeful innovations like Integrated Blinds, Shades and Security Sensors, we designed windows and patio doors to work for your life, room-by-room.

COMING SOON - Newly Upgraded Oakville Experience Center, June 24th

Oakville, 1195 North Service Road West | 905.827.1690

Toronto, 1820 Bayview Avenue | 416.485.1234



Windows & Doors

PellaofToronto.com

*Performance solutions require upgrades to triple-pane, Advanced Comfort Low-E and mixed glazing thickness glass. Based on comparing product quotes and published STC/OITC and U-Factor ratings of leading national wood window and patio door brands.



ARCHITECTURAL + INTERIOR DESIGN CUSTOM HOMES COTTAGES RENOVATIONS

davidsmalldesigns.com | 905.271.9100
Best of houzz 2019



FAN SALE

Stylish and Practical

Living LIGHTING

Oakville

2501 Hampshire Gate
Unit 7B, Oakville
livinglightingoakville.com 905.829.8887

Sale ends
August 25,
2019 or while
quantities last.

STYLE • COMFORT • IDEAS • REAL ESTATE

ourhomes

OAKVILLE BURLINGTON MISSISSAUGA

REGIONAL PUBLISHERS Jamie Jefferson
Georgette McCulloch

REGIONAL MANAGING EDITOR Gina Makkar

REGIONAL PRODUCTION MANAGER Tracy Shuttleworth

MARKETING & ADVERTISING Suzanne Strong, 705.446.4877
suzanne.strong@ourhomes.ca
Lisa Ormsby, 705.445.5065 x200
lisa.ormsby@ourhomes.ca

REACH US EASILY: firstname.lastname@ourhomes.ca

OUR HOMES is a registered trademark of OUR HOMES MEDIA GROUP INC.
OUR HOMES Oakville Burlington Mississauga is published four times a year.

OUR HOMES is distributed to residents of Oakville, Burlington & Mississauga via direct delivery. Copies of OUR HOMES are available for free pick up at high traffic locations throughout the region. OUR HOMES is distributed to select business leaders via direct mail.

Please send all letters and/or feedback to OUR HOMES Magazine,
25 Elgin St., Collingwood, ON L9Y 3L6. Or email us at editor@ourhomes.ca.
All letters received are subject to editing for grammar and length.

OUR HOMES MEDIA GROUP INC:

EDITORIAL

EDITOR-IN-CHIEF Georgette McCulloch
ASSOCIATE & WEB EDITOR Laurel Fortin

MANAGING EDITORS

Nancy Belgie, Walter Franczyk,
Mary Hatt, Cheryl Long,
Gina Makkar, Sara Martin,
Tiffany Mayer, Georgette McCulloch,
Melissa North, Merrilyn Patterson,
Heather Wright

ART

ACTING ART DIRECTOR
Robynne Sangiuliano
ASSOCIATE ART DIRECTORS
Sheila Britton, Michelle Losier
DIRECTOR OF PHOTOGRAPHY
Jason Hartog

PRODUCTION

PRODUCTION DIRECTOR Lynn Derrick

PRODUCTION MANAGERS
Julia Dempsey, Kelly Donaldson,
Marilyn Reid, Tracy Shuttleworth

OPERATIONS

MANAGING DIRECTOR, SALES & MARKETING
Jamie Jefferson
jamie.jefferson@ourhomes.ca

MANAGING DIRECTOR, OPERATIONS
Georgette McCulloch

ACCOUNT EXECUTIVE Lisa Ormsby

REGIONAL ACCOUNT EXECUTIVE Suzanne Strong

BUSINESS DEVELOPMENT Kelly Craig

ACCOUNTING Tyler Annette

ACCOUNTS RECEIVABLE Cindie Tonon

CONTRIBUTORS

Neso Basara, Sheila Britton, Tara Chattell, Kathleen Duncan, Bonnie Fox,
Jason Hartog, Kelly Horkoff, Gillian Jackson, Gordon King, Gina Makkar, Sandy MacKay,
Catalina Margulis, Sara Martin, Dawn McConnell, Jenelle McCulloch,
Dolores Pian, Melanie Rekola, Denise Willson

Advertisements and the content, including photos, of advertisements published within OUR HOMES magazine are supplied solely by the advertiser and neither the publisher nor OUR HOMES Media Group Inc. accept responsibility for opinions expressed in advertisements or for copyright issues with regards to photos, advertising copy and advertisements, nor shall they be held liable thereby. By act of reading this publication, all advertisers and readers agree to indemnify and hold harmless both OUR HOMES Media Group Inc., and the publisher thereby. Copyright ©2019 OUR HOMES Media Group Inc. All rights reserved. Reproduction without permission is prohibited.

OUR HOMES CAN BE FOUND IN THE FOLLOWING MARKETS:

- Barrie/Orillia/Midland • Grey Bruce • Hamilton • London • Muskoka
- Niagara • Oakville/Burlington/Mississauga • Ottawa • Peterborough
- Southern Georgian Bay • Toronto & York Region • Region of Waterloo
- Wellington County/Orangeville/Caledon • Windsor



RICH COLOUR THAT STAYS TRUE OVER TIME.

Find expert service and every colour you can imagine at your locally owned Benjamin Moore® retailer.

Oakville Paint & Decor

216 Oak Walk Dr, Unit 3

289.725.2200

erinmillspaint.com



©2019 Benjamin Moore & Co., Limited. Aura, Benjamin Moore, and the triangle "M" symbol are registered trademarks and Colour Lock is a trademark of Benjamin Moore & Co., Limited. 4/19

OUR inspiration becomes YOUR reality

Home Tours, Style Ideas,
Recipes & DIYs

Follow OUR HOMES on Pinterest, Facebook
and Instagram for the latest updates

celebrating life at home
ourhomes.ca

A&R DESIGN BUILD

Building Lifestyles Since 1973



Custom Home Design • Modify an Existing Plan • Customize a Viceroy Style Home
Or Use Your Own Design to Create Your Custom Dream Home

Model Home Hours: Monday - Friday: 9am-5pm • Saturday 10am-4pm
Or By Appointment • Hwy 400 & Innisfil Beach Road

705.436.4663 | arcarpentry.com
1942 Commerce Park Drive, Innisfil



editor's note

LOTS OF FAMILY changes are coming my way. This past spring, our daughter Christina turned 18, received her university acceptances and decided to attend the University of Toronto Mississauga. My husband Emil and I are thrilled. Not only is it our alma mater, it's where we met.

A stroll through campus reveals many changes. For one, it's now called UTM, though for many alumni it will always be known as Erindale. Erindale forever!

New, innovative buildings paint a landscape different from the one we knew. Twenty-five years is a long time ago. As they say, the more things change, the more they stay the same. The crispness of the air, the canopy of trees draping the Five Minute Walk pathway, the bustle of students talking, laughing and lounging (and yes, sprinting to class), brings those years screaming back into sharp focus. It's hard to believe that much time has passed.

I met some of my best girlfriends while climbing atop a human pyramid during Frosh Week, friends I still hold dear today. The fun we had! From classes, clubs and pub nights, to late-night study sessions and reading week shenanigans, we shared highs and lows academically and personally. We grew up together.

Time on the rowing crew taught me discipline and teamwork. I'd rise at 5:00 a.m. for practice, despite relentless teasing from my family, because I'm the last person to get up early for anything. By 7:30 a.m., I'd stumble onto campus and steel myself for early morning class. I'd often find my future husband sipping coffee and working away in the atrium. He's a morning person. Then one day, he bought two coffees, one for me. To this day, that crazy guy still buys me a coffee every morning. He's sentimental like that.

The people we met and the lessons we learned shaped us into who we are today. My husband, a computer science major, now architects systems and manages teams. I took a victory lap once our kids were born and completed a professional writing degree, and here I am today. It's a place full of opportunities to learn and be successful for those who embrace it.

It's exciting to see our daughter, the next generation, walk those hallowed halls with the world at her feet. She's standing at the edge of endless possibilities. It's a magical time.

Gina Makkar

Gina Makkar, *Managing Editor*
gina.makkar@ourhomes.ca

Follow us   
Subscriptions subscribe@ourhomes.ca

online Get more at ourhomes.ca



LIVE · LOVE · HOME

SOLID WOOD BEDROOMS | DINING | UPHOLSTERY | LEATHER



JOSHUA CREEK TRADING
FURNITURE
& HOME DECOR



VISIT OUR **10000 SQ. FT.** LOCAL SHOWROOM IN OAKVILLE

1029 SPEERS RD, OAKVILLE (SPEERS & 4TH LINE) T. 905.842.3739 joshuacreekfurniture.com

CONTENTS

SUMMER 2019



26



48



28

ON THE COVER

Summer days drift away in this Etobicoke backyard oasis. Story, page 28. Photography by Gillian Jackson.



40



22

LOCAL FEATURES

- 22 Style Picks** Love summer with these hot new home additions.
- 28 Feature Home** A space designed with the family pups in mind.
- 40 Spotlight** Colour your world with the perfect shade from Oakville Paint & Décor Centre.
- 48 Feature Home** Old-world craftsmanship marries modern design.
- 58 People** Get these skilled professionals on your team today.
- 70 Feature Home** This old house meets modern-day design.

DEPARTMENTS

- 16 Editor's Note**
- 20 Advice** Easy Outdoor Kitchens
- 26 Cooking At Home** Sweet Berry Pavlova
- 36 Gardening** Plant A Hedge
- 44 Design Ideas** Love Looking Up
- 56 Double Take** Make An Entrance
- 68 Green Living** Cool Savings
- 76 Real Estate** Homebuyer Wish List
- 78 Home Resource Directory**
- 80 Projects** Creative Cutlery Caddy
- 82 Finishing Touch** Handsome Hardscapes

SAM MCDADI
REAL ESTATE INC., BROKERAGE
MCDADI.COM

NORTH OFFICE:
905.502.1500

SOUTH OFFICE
905.823.1500

DIRECT:
416.801.2400
SAM@MCDADI.COM


We are proud to have helped more than **11,300** families and friends with their real estate needs, and to have sold more than **\$5.5 billion** in real estate

* Based on ReDatum stats plus exclusive, builder and non-treb sales and leases, both independent and with team, 1988 to present



Sam McDadi
BSc., M.B.A.
Sales Representative

Ontario, Canada



\$5,499,000

mcdadi.ca/1333q



\$5,198,800

mcdadi.ca/1329w




Custom contemporary designed home. Lorne Park. 75 x 288 ft lot. Breathtaking sunken family room with fireplace. Gorgeous kitchen. Open staircase with glass railings.



5+1 bedrooms, 7 baths. Whiteoaks of Jalna. Beautiful home on oversized lot. Detailed coffered ceilings, wood beams, elevator and gourmet kitchen.

ARE YOU THINKING OF BUYING OR SELLING YOUR HOME?

CALL TEAM MCDADI TO LEARN HOW OUR VALUE ADDED SERVICES WILL YIELD YOU THE BEST POSSIBLE RESULTS! **905.502.1500**



\$3,398,800

mcdadi.ca/26492s




\$2,488,000

mcdadi.ca/5227r



5 beds, 7 baths. Escarpment area Rural Burlington. 2.5 acre lot. Gorgeous custom kitchen. Designer showcase interior. Covered loggia. Gas fireplace.



58.27 x 143.8 ft lot. 210 ft wide backyard. Approx. 5,400 sq ft of living space. 5 bedrooms, 5 baths. 2 master bedrooms. Finished basement.

TO VIEW ALL OF OUR LISTINGS AND OUR APPROXIMATELY 200 OFFLINE LISTINGS (NOT ON MLS) VISIT US AT **MCDADI.COM**

Sales Representatives: Abraham Azraq, Ahmad Shehab-Eldin, Angela Maria Aviles, Ashley Shumate, Ben Sadeg, Bill McFarland, Bruno Gomes, Ciro Napolitano, Craig Yaffe, Denise Rivera, Dimple Soota, Dolores Hansen, Evelyn Borys, Fadi Abou-Chalha, Francis Zuccarelli, Gloria Jimenez, Helen O'Brecht, Isabel Joson, Isaiah Bayley-Hay, James Watt, John Athanasiou, JT Bhabra, Julie Jones, Katherine Goodall, Kayla Le, Leanne Binsell, Lisa Lee, Marcello Marchese, Mark Powell, Marwa Nadr, Maryam Kermani, Marzena Cieciag, Mase Rasti, Mike Azraq, Mona Azraq, Norm Wilkie, Nasr Khan, Obie Khwaja, RJ Shahi, Roman Damavandi, Sabrina Duzdar, Sam McDadi, Sara Azraq, Sean Johnny, Shannon Bowen, Tom Gusic, Tracy Nguyen, Zaheer Shaw, Zareer Divecha. Brokers: Agata Drozdowska, Ashkan Khaleghi, Harry Nanda, Jim Yurchuk, Leonard Howell, Sabrina Nagar.



The Ultimate OUTDOOR KITCHEN

Interior Designer **Dolores Pian** shares her ideas.

Our summers may be short, but from March through July and on to November, cooking outdoors allows us to share our food experiences with family and friends while we extend our outdoor play time. More and more people are choosing to invest in their homes and backyards rather than vacation elsewhere.

Before planning and spending on an outdoor kitchen, ask yourself some simple questions:

- How much time do I want to devote to maintenance? Knowing this will save you a lot of grief and disappointment.
- What's critical-to-have, must-have and nice-to-have?

Critical to Know

- Safety first. Make sure you meet your region's building and fire codes. There's a difference between a code for building a house and a code for preventing open

flames in and near a building. They are two different things.

- Protect combustible materials.

Choosing Cabinets and Materials

Cabinets and counters need to be corrosion and weather resistant, low maintenance and made with stable materials. All materials expand and contract with temperature change and moisture. Sun fades colours, and natural materials break down over time. There are three types of cabinetry-based kitchens for outdoor use: HDPE/Polymer, wood and stainless steel.

Polymer: Waterproof, sun safe, available in a variety of solid colours, lower maintenance, plastic, variable durability.

Wood: Flexible design, requires some maintenance, most affordable, not fire resistant.

Stainless Steel: Heat and fire resistant, non-corrosive, easy to clean, available in powder-coated colours.

Things to Consider

Appearance: What do I want to see when I look at my outdoor kitchen? Choose your landscaping and furniture for that perfect outdoor style.

Clean-Up: Install a sink with water. You may not want to use your indoor kitchen to clean greasy, sooty stuff. Plan ahead for plumbing.

Heating and Electrical: Layer your heat sources. Consider heat lamps, fire pits or a built-in infrared heater. Make sure you put in multiple electrical outlets that meet code. Plan ahead for electrical.

Shade: Create shade from the sun and protection from the rain with pergolas, retractable patio covers or tents.

Stay Cool: Cool yourself off with fans, misters or rugs to shield you from the hot floor and use light-coloured furniture.

Layout and Seating: Transition your rooms with removable screens, doors and walls. Offer a variety of seating – low Muskoka chairs, chaise loungers, stools and benches.

Storage Space: The ultimate amenity. Think of what else may need to be stored – equipment, furniture, sports and hobbies. You don't want to run back and forth from the house or garage, to the outdoor living area.

Small Spaces – Condo Balconies and Terraces

Electric grills make outdoor eating possible despite strict fire and safety codes. Brown Jordan has fully assembled kitchens for terraces, to be lifted by a crane, or custom units transported by a service elevator.

Nice to Have and Trending

- Specialty right-sized appliances replacing mammoth barbecue grills. These can include: Argentinian grills, smokers, side burners, pizza ovens, fridges, dishwashers, beer on tap, espresso machines, ice makers and Kamado-style grills.
- Lighting schemes, televisions and sound systems. Treat this space like another room of the house.

Value to Your Home

Outdoor kitchens seem to be replacing the pool as an add-on feature. It increases your competitive edge when selling because people will imagine themselves having great times in their new backyard.

Good design blurs the lines between the indoors and the outdoors. In what creative ways have you designed your very own private outdoor oasis? **OH**



PHOTO: DANVER OUTDOOR KITCHENS



Greenville Soapstone Company

GREENVILLE
SOAPSTONE
COMPANY

1-888-95-STONE

sales@greenvillesoapstone.com

www.greenvillesoapstone.com

BURLINGTON
4450 Corporate Dr. Unit 2

PORT HOPE
375 Ward St. Unit 4



PHOTO: DANVER OUTDOOR KITCHENS

SHADESofHOME

CUSTOM DRAPERY ROMAN SHADES

Unlimited Styles

4000+ Designer Drapery Fabric Collections
40+ Drapery Hardware Lines

900 Caledonia Rd, North York 416-787-8555
1200 Speers Rd, Oakville 905-827-8555

Interior Decor | Blinds | Shades | Motorization & Automation

HunterDouglas Showcase www.shadesofhome.ca

Those Summer Nights

Summer lovin' just got a little easier with these hot new additions for indoors and out.



PHOTO: NESO BASARA

1



2



3

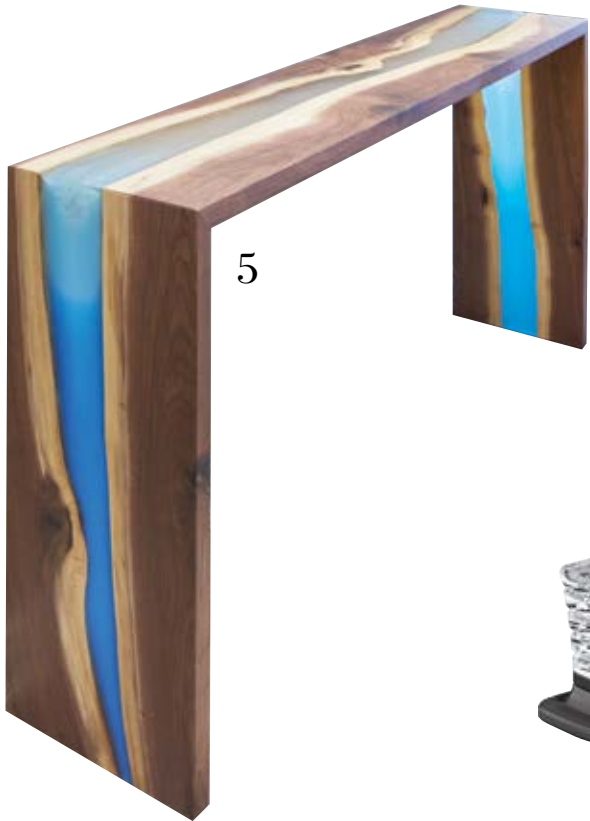


PHOTO: JASON HARTOG

5



PHOTO: NESO BASARA

4



6

1 ELIZABETH INTERIORS

Adirondack Chair
Bring home a piece of wine country. Crafted from reclaimed wine barrels, each chair is unique with distinctive grain markings, the patina of aged wine and the natural curve of the staves.
3225 Fairview St., Burlington
905.333.6670 | elizabethinteriors.com

2 FAIRHOME INTERIORS

Indoor/Outdoor Rugs
Durable, water and fade resistant and easy to wash, these versatile Dash and Albert Rope rugs are great for high-traffic areas, kids' rooms, sunrooms, decks and porches. A rug for all seasons.
2289 Fairview St., Suite 320, Burlington
905.333.4644 | fairhome.ca

3 ERTH COVERINGS

Stone
Erth Coverings' Cariboo Rock Face is hand-split from natural quartzite to create a natural and organic style of field stone and free-form masonry. Install on a suitable surface inside or out.
Find your local dealer.
1.866.657.6606 | erthcoverings.com

4 MY BACK SHED

Dresser
A painted piece adds softness, dimension and whimsy, especially this one-of-a-kind dresser with its gentle curves. Perfect for a bedroom or dining room.
2359 Lakeshore Rd. W., Oakville
905.847.2922 | mybackshed.com

5 NRG STYLE

Console
Solid walnut is accented by a river of poured epoxy in two colours to create beauty and movement. Find a custom piece that will slide seamlessly into any space in your home.
850 Legion Rd., Unit 16, Burlington
905.681.8484 | nrgstyleinc.com

6 WATERMARKS KITCHEN & BATH BOUTIQUE

Faucet
Modern and elegant, sleek black nickel is accented with crystal knobs handcrafted by master French glassmaker Saint-Louis.
3424 Landmark Rd., Burlington
289.813.6098 | watermarksboutique.ca

Continued on page 24



7



8



9

7 SHADES OF HOME

Window Coverings

Add personality, texture and colour with drapery, sheers or roman blinds. Shades of Home offers a variety of options for the perfect, final finishing touch.

1200 Speers Rd., Oakville | 905.827.8555
900 Caledonia Rd., Toronto | 416.787.8555
shadesofhome.ca

8 STERLING HOUSE INTERIORS

Sideboard

Canadian-made from solid wood, this three-door pedestal sideboard can be customized with your choice of wood, stain, size and hardware options for a truly unique piece.

2575 Dundas St. W., Mississauga
905.820.4111 | sterlinghouse.ca

9 UNITED LUMBER HOME HARDWARE

Coolers & Cups

Yeti is designed for the great outdoors. Hard coolers are built for extreme conditions. Drinkware keeps your beverage as hot or cold as science allows.

333 Guelph St., Georgetown
905.873.8007 | unitedlumber.ca OH



HOME DESIGN BUILD & RENOVATIONS
Approved Holmes on Homes Builder
905.618.0007 | ROCKCLIFFHOMES.CA



PAVLOVA

with citrus curd

THIS MERINGUE-BASED DESSERT IS CRISPY ON THE OUTSIDE AND SOFTER INSIDE. CITRUS JUICE AND BERRIES MAKE IT SUMMER FRESH.

RECIPE AND PHOTOGRAPHY
JENELLE MCCULLOCH

Pavlova

INGREDIENTS

- 4 egg whites
- Pinch of salt
- ¼ cup cold water
- 1-½ cups sugar
- 1 tsp vanilla extract
- 1 tsp vinegar
- 1 Tbsp + 1 tsp cornstarch

DIRECTIONS

Preheat oven to 300°F. Line a baking sheet with parchment paper. Draw a six-inch circle in the centre on the side of the parchment that will face down. This will be your guide when you shape the pavlova.

Combine egg whites and salt in a stand mixer and beat on medium-high until stiff peaks are formed. Be careful not to over- whip the egg whites at this stage. The egg whites will be thick and foamy and a peak will

form when the beater is lifted out of the egg. Turn the mixer to low and slowly add the water and then the sugar. Turn the mixer back up to medium-high and beat until stiff peaks are again formed. The eggs will be thick and glossy. Remove bowl from mixer and fold in vanilla, vinegar and cornstarch.

Pile the meringue onto the circle on the baking sheet. With a spatula, smooth edges and top of the pavlova so it almost forms a dome. If preferred, create ridges in the side of the pavlova by swiping the sides in an upward motion.

Bake the pavlova for 30 minutes. Do not open oven! Turn oven down to 275°F and bake for another 45 minutes. Let cool completely in the oven for an hour or overnight. It is normal for the pavlova to crack and the centre to sink in.

Remove from oven when cool.

Citrus Curd

INGREDIENTS

- 4 egg yolks
- ¼ cup citrus juice of choice (lemon, blood orange, etc.)
- 1 tsp citrus zest
- ⅓ cup sugar
- 3 Tbsp unsalted butter

DIRECTIONS

Combine all ingredients in a double boiler and heat on medium-high, stirring continuously until mixture thickens and coats the back of a spoon. Strain curd through a fine mesh sieve into a bowl. Cover the top of the curd with plastic wrap directly on the curd and chill until cooled.

GARNISHES

- Fresh whipped cream
- Berries
- Mint
- Powdered sugar

Pavlova is named after Russian ballerina Anna Pavlova.



ASSEMBLE PAVLOVA

Assemble shortly before serving. Fill the centre of the pavlova with curd, whipped cream and berries. Garnish with mint and powdered sugar. **OH**

online Get more recipes at ourhomes.ca/mag/cook



DOWNSVIEW
KITCHENS
AND FINE CUSTOM CABINETRY



Visit our website: www.downsviewkitchens.com



The Downsview cabinetry collection is custom crafted in North America and available through select kitchen design showrooms
DOWNSVIEW KITCHENS 2635 RENA ROAD, MISSISSAUGA, ON PHONE (905) 677-9354

Oh, the Pawsibilities

STORY **DENISE WILLSON**
PHOTOGRAPHY **GILLIAN JACKSON**



Great design involves tapping into a homeowner’s personality, lifestyle and passions. For homeowners Liane and Gary, their stately home in Etobicoke is a reflection of their lighthearted personas. The couple thoughtfully incorporated their kids, pups and love of gathering friends and family into the design of their 5,300 sq. ft. home. *Continued on page 30*



The warm living room décor creates a Muskoka-like retreat.



Since Liane and Gary were already locals, they knew the property was “the one” as soon as they saw it. They turned to **CMA Custom Homes Group** to help with the build. “We have a great relationship with our builder,” says Liane. “For a year he was like a second husband!”

The French chateau-style home built for Liane, Gary and their three daughters is also home to Georgie and Seager, two well-loved Portuguese Water Dogs. Pictures of the family are proudly displayed throughout, and when the girls return from school, they are embraced with the comforts of home. But it’s Georgie and Seager who enjoy the space while the kids are away. “We love our pups, they are a part of our lives, and we thought of them when designing our home,” says Liane.

The great room opens to the kitchen, and boasts a gas fireplace with stone surround. A sparkling chandelier, aptly named The Comet, sits in the centre of the coffered ceiling. “Lighting is the jewelry of the home,” says Liane. The home throughout is adorned with pieces from **Lando Lighting**.

A sunroom just off the great room with floor-to-ceiling windows from **Stone River Windows & Doors** offers a panoramic view of the backyard oasis. It’s the family’s favourite place to relax; even the dogs lounge in the sunshine.

In the kitchen, white shaker cabinetry from **Marana** and **Cambria** countertops create a clean aesthetic. “We chose the countertops first,” says Liane. “They were the focal point of the kitchen, and everything else came after.” The kitchen also includes appliances from **Caplan’s Appliances**, a coffee station, wine fridge and a walk-in pantry to help the family stay organized.

Continued on page 32



Darker elements in the textiles and lighting add contrast. **ABOVE:** Blue sofas take centre stage in the living room. **RIGHT:** The counters were the springboard for the white kitchen design.



The integrated vent hood ties into the cabinet design.



LEFT: A built-in wall unit makes working at home easy. **ABOVE:** This room is all about the view. **BELOW:** A hammered metal sink and mirrored tile add drama in this powder room.





LEFT: An integrated vanity and a wall of mirrors make early mornings easier. **BELOW:** The walk-in closet incorporates a variety of storage options. **BOTTOM:** A Muskoka room expands the indoor space and provides shelter outside.



Georgie and Seager

The spacious main floor includes a dining room, a living room dubbed *Muskoka in the City*, an office, laundry room and mudroom. The lower level is beautifully finished with heated floors and a built-in wash station for the pups.

The use of colour and texture helps set the tone of a space. Liane worked with **Jane Lockhart**, interior designer and owner of the award-winning firm **Jane Lockhart Interior Design** to select the right colour palettes, wallpaper and window treatments throughout.

In the upper level, the east wing master suite is separated by a hallway with a unique coffered ceiling and two skylights. The master includes a balcony for relaxing on easy summer mornings. Liane's closet is fit for a queen. Sliding barn doors open to custom cabinetry, Cambria countertops and crystal chandeliers. "I have to admit," says Liane, "this closet is one of my favourite features. It's my happy place."

As with any major build, there were obstacles to consider. "This property is unique," says home designer **David Small** of **David Small Designs**. "It's a curved corner lot tucked between a major road and a



A vanity with an open shelf provides storage. **LEFT:** The needs of the family pups were integrated in the home's design. **ABOVE:** The lower level is an entertainer's delight.

winding side street, and as a result, we needed to position the home to block street noise and provide privacy while focusing on the view and access to two side yards with mature trees." The shape of the home played a crucial role, angling to reflect the natural curve of the property, and great care was taken to ensure the home's size didn't dominate the land. Large gables and a steeply pitched roof were included to conceal the second floor. "I am very proud of this house," says David. "Not only are the elements full of character, but when you look at the front, you have no idea there is a second floor and a resort at the side."

Continued on page 34





There were also lessons learned. “In hindsight,” says Gary, the homeowner, “we should have had the landscaping designed at the same time as the house, so both worked together in regards to permits and such. It would have saved time.” The landscape, designed and executed by **ProScape Land Design Inc.**, features lush groupings of plants, imported sandstone and limestone hardscapes, hammered copper fire bowls flanking the pool’s stone wall and a custom timber pergola. The outdoor living space also includes a large covered porch with a wood-burning fireplace and glass railing.

The pool was done by **Gib-San Pools**. “The pergola structure with custom metal hardware is definitely a statement,” says **Tom Henderson**, president of ProScape Land Design Inc. “And everything – the water features, fire features, lighting, irrigation, outdoor speakers – can be controlled with the homeowners’ cell phones.” It’s a handy addition when entertaining or playing with the pups in the yard, two of Liane and Gary’s favourite pastimes. “We love having the second side yard for the dogs,” says Liane. “It’s artificial turf, so they can go nuts playing and not make a mess when they come inside.”

If Georgie and Seager could speak, they’d probably agree. Oh, the pawsibilities. **OH**

ABOVE: The backyard oasis is resort living in the city. **BOTTOM:** A custom pergola creates a cosy haven for hot days or cool summer nights.

The dining table is perfectly positioned to enjoy the outdoors.



UrbanCottage
LANDSCAPES

Bringing the cottage environment home.

NATURALIZED DESIGNS INSPIRED BY NATURE

519-760-9436 | 905-484-9436

info@urbancottagelandscapes.com • www.urbancottagelandscapes.com

WINDING CURVES INSTEAD OF STRAIGHT LINES
NATURAL STONE PATHWAYS AND PATIOS
PONDS AND TRICKLING WATERFALLS

Welcome

To The Neighbourhood!

Moving or new to the community?

Planning a wedding?

Expecting or had a baby?

ALL THE VISITS ARE FREE
NO OBLIGATION
COMPLIMENTS OF LOCAL BUSINESSES

Visit our website to register
www.welcomewagon.ca
or call **1.844.299.2466**

WELCOME WAGON

SINCE 1930

Bringing Local Community Information & Gifts

Welcome Wagon offers part-time career opportunities in your community.

LET IT RAIN

Roofing & Home Renovations

Roofing and Home Renovations

With over 29 years experience providing quality services in Toronto, Mississauga, Etobicoke and the Greater Toronto Area, Let It Rain ensures your roof will withstand the harsh GTA climate.

We provide roofing and home renovation services to homeowners, architects and builders.

- ✓ Complete Roofing Systems
- ✓ Skylights, Sun Tunnels
- ✓ Eavestroughs, Soffit and Fascia
- ✓ Roof Repairs
- ✓ Home Renovations from Top to Bottom
- ✓ Financing Available

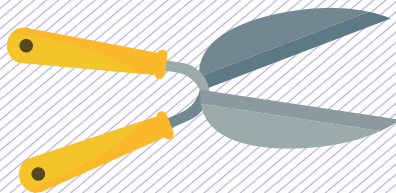
letitrain.ca

Phone 1-877-686-7246 for a
FREE ESTIMATE

STORY **MELANIE REKOLA**



Clipped and formal hedgerows have charmed society for centuries. Used to create living privacy walls, boundaries and attractive garden borders, hedges have many practical uses and also add value to any property.



hedge

YOUR INVESTMENT

The use of hedges dates back to 4000 BC in ancient Egypt where the first boxwoods were clipped for ornamental purposes. Amazingly, this style has some serious staying power as they are still being used present day. As mentioned, hedges can serve multiple purposes: they can conceal unsightly views, create privacy from nosy neighbours and significantly cut down on noise pollution. Hedging can make a patio space warm and cosy by acting as a windbreak and it can cut down on snow accumulation by acting as a snow fence. It can delineate property lines and formalize gardens that contain more unruly plant life by creating a tidy edge.


Hedges can be planted in a range of types and sizes depending on the required result. Select the plant that meets your needs.

THYME: One of the shortest hedge plants available and sometimes called edges instead of hedges, these borders look especially smart in formal herb gardens when acting as dividing lines between other, wilder looking herb species.

BOXWOOD: The “little black dress” of the garden world (meaning everyone should have one), boxwood is the perfect small to medium size hedge. Its pretty evergreen leaves take very well to pruning. Korean Littleleaf Boxwood (*Buxus microphylla* var *koreana*) is one of the heartiest, just be sure to plant it in an area that isn’t exposed to high winds or road salt.

YEW: Yews make gorgeous hedges but range wildly in height from two-and-a-half-feet to over 50 feet so read the plant

Continued on page 38



Landscape Design & Build Specialists

Hollander Landscaping has the highest level of expertise, service & results that will help turn your backyard into your dream outdoor living space.

- stone, interlocking and concrete
- fences, decks & wood structures
- landscape design
- irrigation & water features
- landscape lighting
- living walls
- full planting services
- grounds maintenance



HOLLANDER
LANDSCAPING LTD



Visit hollanderlandscaping.com
to view more of our projects

416.888.5869 ■ 905.939.2784 ■ info@hollanderlandscaping.com



Hydrangea

labels carefully. As with most evergreens, it can be susceptible to wind burn and needs to be protected from strong winter winds.

CEDAR: Probably the hedging you are most familiar with, cedar is an ideal choice where a tall, slim, year-round privacy screen is needed. White cedar, black cedar, even emerald cedar will work well. Rest assured, cedar trees don't specifically attract mosquitoes though any moist and shady spot will! Prune annually in mid-July for best results.

HEMLOCK: Although Canadian hemlock grow as large trees in the wild, they are sometimes sold in shrub form for use as hedges. Prune hemlock hedging twice per year, from late June to late August, for the first three years to encourage dense growth. After three years, prune once in late June, just don't cut the leader until it's at the desired height.

NORTHERN PRIVET: A lovely fast-growing deciduous hedge of about six feet in height. It has small bright green leaves and enjoys getting trims.

ALPINE CURRENT: A very hearty mid-sized deciduous shrub with interesting leaf shape. It also tolerates high winds, cold and road salt well.

PYRAMIDAL ENGLISH OAK, HORNBEAM, DAWYCK BEECH: Perhaps not the typical scenario that most people think of for hedging, but really, any narrow deciduous tree can be planted tightly in a row to style a tall hedge. These work well where a tall screen is needed but spacing is tight. They can look very stately.

LILAC, DOGWOOD, ROSE OF SHARON, SPIREA, BURNING BUSH, HYDRANGEA, WEIGELA: Many garden variety deciduous shrubs can be trained as hedges, just be sure to prune yearly to achieve the desired height and width. It's also imperative that if you'd like your hedge to flower, prune at the correct time of year so that you aren't removing the flower buds prematurely. A good rule of thumb is prune late-flowering shrubs in early spring and spring-flowering shrubs after flowering.

The amount of space you have and how dense you'd like your screen will determine the number of rows you plant. For large spaces, consider planting a double row to make a hedge fill in twice as fast. Spacing between rows is based on crown width, but at a minimum try to avoid root crowding by setting at least



Hornbeam

12- to 24-inches apart, measuring from the centre of the plant. Spacing will depend on the type of shrub or tree chosen, how close you'd like them at maturity, and your patience level. Keep in mind, when planting in rows close together, trees and shrubs will not spread out as wide as if they were a single species in a landscape.

Start training your hedge after it is established and growing vigorously. Generally this takes one to two years after planting. To train, trim top and sides as required for the species, removing about one-half the length of new shoots. Ideal hedge shapes are wider at the base than the top to allow sunlight to reach the lower leaves.

It can take a few years after planting for a new hedge to take shape and start looking great. Be patient, they are worth the investment! **OH**



Yew



the best
in brick & stone

MISSISSAUGA LOCATION
6291 Netherhart Road
Mississauga ON
905-670-1233

RICHMOND HILL LOCATION
85 West Beaver Creek Road
Richmond Hill ON
905-889-8757

MIDHURST LOCATION
1319 Bayfield Street
Midhurst ON
705-734-1233

Visit Peel Region's Best Resource for Masonry and Landscape Products.

Our Mississauga location has one of the largest selections of brick and stone products in Ontario. Masonry products are all we carry and our expert staff will be glad to help sort through the options to find the perfect solution. Whether for interior or exterior, new construction, renovation or landscaping we have the brick and stone to suit your needs.



Owner Patti Zwolak

Paint THE TOWN

STORY **GINA MAKKAR**
PHOTOGRAPHY **NESO BASARA**

THE PLACE: After many years in the corporate world, it was time for something different. Patti Zwolak opened her first store, **Erin Mills Paint & Decor Centre**, in 2009. “Paint was something I had no experience with, except for my passion and love for design,” says Patti. “I’ve since completed many design classes, learned a lot about the paint industry and have never looked back.” She recently opened **Oakville Paint & Decor Centre**.



THE SERVICE: Remember the charm of the local corner store or family-owned neighbourhood landmark? Patti and her team strive to maintain the same familiar, friendly, knowledgeable service of days gone by. “We’re proud to deliver the kind of specialized attention and help that you simply won’t find in larger chain stores. Our professionals are trained specialists, with experience and valuable advice to ensure the success of your projects,” says Patti. The store carries an array of products, from Benjamin Moore paints and stains to chalk paint, wallpaper, tools and supplies. It’s a one-stop shop for both indoors and out. If you’re a crafty DIYer, in-store seminars range from how to hang wallpaper to the latest in design ideas.




THE DIFFERENCE: Like a family, the dedicated team motivates one another to give their best to customers every day. That family-friendly feeling extends to the clients that walk through the door. “The most rewarding part of our job is hearing about our clients’ projects. Whether it’s a first-time homeowner or a couple painting their first baby’s room, I can’t tell you how many times we’ve cried, hugged and comforted our clients. We sometimes joke that we’re not just a paint store but that we also offer therapy sessions. I am extremely grateful for the connections we’ve made along the way.”

WHAT’S TRENDING: Corals, blues, greens, creams, muted pastels and warm shades of grey take centre stage. Wallpaper in big, bold colourful patterns make a statement in residential and commercial spaces. Repurposing well-loved pieces with paint continues to be in vogue.

WHERE: Oakville Paint & Decor Centre
216 Oak Walk Dr., Unit 3, Oakville | 289.725.2200
Erin Mills Paint & Decor Centre
5636 Glen Erin Dr., Unit 5, Mississauga | 905.858.1708
erinmillspaint.com **OH**





Love being home.

26 years
in business

Entering a Cornerstone store is like opening the door to "WOW"; an absolutely enormous range of fashionable sofas and cabinetry, and one-of-a-kind finds to make all your spaces unique.

Cornerstone regularly receives many container loads of new inventory – ready to be seen in our Toronto and Cambridge showrooms. We have the largest selection of cabinets, cupboards and sofas in Ontario; abundant styles and configurations that are perfect for your home, and more affordable than you expected. Prepare to be blown away!

We stock more sofas than any store in Ontario.

TORONTO

2886 Dundas Street West T 416 767 8170


cornerstonefurniture.ca

CAMBRIDGE

90 Main Street T 519 740 9991

[/CornerstoneHome](https://www.facebook.com/CornerstoneHome)

[/cornerstonehomeinteriors](https://www.instagram.com/cornerstonehomeinteriors)



Items shown in photos may not be available. Check in-store for a huge selection of unique pieces.

CEILING DRAMA

STORY
SARA MARTIN

Look up. Is a popcorn ceiling staring back at you? If so, it might be time for a change. Here's some inspiration for that overlooked "fifth wall" in every room.

1

WOOD

Reclaimed barn boards add rustic, textured character and provide an interesting colour palette to draw from. Plywood is another choice and when sealed with a gloss varnish, adds warmth and simplicity to a space.



2

BEADBOARD

No longer just for the cottage, use it on any ceiling. In a peaked ceiling, try running the boards vertically towards the peak, it will draw the eye upwards. A real time saver if placed right over a popcorn ceiling.



3

COFFERED
DIMENSIONAL

You need ceiling height to get the full effect of this style of finish, as the elements can overwhelm a nine-foot ceiling. This design adds formality and looks best in a living or dining room.



4

INDUSTRIAL

The unfinished, finished look is not for everyone. Exposed duct work and wiring can be a turn off to some, while others are excited by the conversion of industrial spaces into housing. *Continued on page 46*



Friends, Sun, Sand, & Budget Blinds. Sounds Like Summer to Me! Call Today!

We're Budget Blinds, and we're North America's #1 provider of custom window coverings. We do it all for you; design, measure and install – because we think everyone, at every budget, deserves style, service, and the peace-of-mind of the best warranty in the business.

**BUDGET[®]
BLINDS**
Style and service for every budget.[®]

Call now for your free in-home consultation!

Buy More, Save More

25-50% Savings

on selected Signature Series Products

PRESENT THIS AD AT THE TIME OF ORDER TO RECEIVE AN ADDITIONAL 10% OFF.

Burlington

905-484-3372

Blinds • Shutters • Shades • Drapes • Home Automation

*Applies to selected window treatments from Budget Blinds. Restrictions may apply, ask for details. Valid for a limited time, not valid with any other offers, discounts, or coupons. Offer good at initial time of estimate only. At participating franchises only. ©2019 Budget Blinds, LLC. All Rights Reserved. Budget Blinds is a trademark of Budget Blinds, LLC and a Home Franchise Concepts Brand. Each franchise independently owned and operated.

design ideas



PHOTO: JASON HARTOG

METAL

Metal ceiling tiles were introduced in the 1800s as an affordable alternative to detailed plasterwork. Today, reproductions are plastic and come in a variety of patterns. Of course, if you can find the antique tiles, their patina and dented appearance will add incredible character.



PHOTO: GORDON KING

LIGHTING

LED lights come in many options these days. Pot lights are smaller and directional and bulbs come in cool and warm light. LED strips or tape come in several lengths and colours and are waterproof.



PHOTO: JASON HARTOG

PAINT

In some ways, paint is one of the easiest ways to finish a ceiling, but try to move away from white. Stencils, stripes, faux finishes and glazes will add that extra touch or just use a high-gloss paint in a rich dark colour.

MOULDING

With a seemingly endless choice of mouldings available, creating a design pattern on the ceiling is only limited by your imagination. Foam or plastic ceiling medallions can start the design and highlight a hanging fixture.



PHOTO: JASON HARTOG

BEAMS

If beams are existing and need an update they can be re-clad. You can paint or stain existing beams. Faux wood beams can also be added. **OH**



PHOTO: SANDY MACKAY

IDH Interior Design House
furniture | lighting | accessories



The **affordable alternative** for all of your home decor needs!

INTERIORDESIGNHOUSE.COM
4047 Fairview Street, Burlington
@IDHStyle

STEEL TILE co.™
METAL ROOFING MANUFACTURERS
1.800.461.5567
tileinfo@steeltile.com
f t i n h



MAKING A STATEMENT
WITHOUT SAYING A WORD!

A LIFETIME OF PROTECTION FOR YOUR BIGGEST INVESTMENT
Come Explore the Benefits & Discover the Lifelong Durability of a Steel Tile Metal Roofing System!
Family Owned Since 1986!

3487 Thomas St., Innisfil
Showroom Open to the Public: Monday - Friday: 8am - 5pm
www.steeltile.com

Your Drapery and Shade
AUTOMATION SPECIALISTS



HunterDouglas

CALL LAURIE FOR A FREE
IN-HOME CONSULTATION
DIRECT 416-660-8874
SHOWROOM HOURS
Monday-Saturday 10-5 • Sunday 12-4
or by appointment

Covers
Designers' EDGE
Blinds | Shutters | Drapery

905-333-8121

Appleby Crossing: 2500 Appleby Line, Burlington, ON L7L 0A2
www.coverscanada.ca

THEgattiGROUP
CUSTOM BUILDERS • RENOVATORS



From Design to Execution... contact us for a consultation

12 THEODORE DRIVE, MISSISSAUGA, ON L5M 1E4
905-566-9072
INFO@THEGATTIGROUPCORP.COM
WWW.THEGATTIGROUPCORP.COM



Show Home

STORY CATALINA MARGULIS
PHOTOGRAPHY JASON HARTOG



ABOVE: A bridge between the bedrooms creates an airy upper level. **BELOW:** Standing on the bridge provides unfettered sightlines of the living room below. **OPPOSITE:** A soaring cathedral ceiling and exposed trusses frame the beautiful stone fireplace.

In the fast fashion world we live in today, it's hard to imagine anyone putting their heart and soul into any one thing, but that's exactly what Mississauga builder **Peter Giampuzzi** of **Ornella Homes** has done with his Port Credit project.

Continued on page 50





The expansive yet serene kitchen, breakfast bar and dining room are warmed by white oak flooring, an oak canopy and drawers. **TOP LEFT:** Shaker-style cabinetry is trimmed in light grey. The grey in the range hood is darker. **BOTTOM LEFT:** Built-in cabinetry in the home office provides a place to display favourite treasures.



“Ornella Homes is a family business, with roots in the construction industry since the early 1950s. My grandparents were very industrious – true craftspeople: stone masons, woodworkers, plumbers. They were very proud of their work,” says Peter, who started in the masonry business doing renovations and got into building 12 years ago. “Ornella Homes celebrates great craftsmanship through excellence in design and construction,

which we share with our very happy clients, every day.” The home boasts a great address just a couple of blocks from the lake. “It’s a highly pedestrian neighbourhood,” says project home designer **David Small** of **David Small Designs**. “You can leave your car at home and walk to restaurants or to the waterfront park. Also, 75-foot lots are very rare in this area; most are 50-foot. This particular property is

built on a double lot, so it’s unique for this neighbourhood.” The size was something David was cognisant of when designing the layout. “The way we deal with that architecturally is that we portray a bungalow architecture,” he says. “Nowhere are you seeing a full-height, two-storey wall in order to be respectful of the neighbourhood. It’s done in a way so as not to be too overpowering. We’re keeping the house

low to fit in with the neighbourhood.” The home was designed for a senior executive and his family who desired an elegant living and entertainment space. “We used a blend of local and import products to deliver a style which was uniquely Canadian,” says Peter. “The stone was ordered direct from a local quarry in Owen Sound. The exterior mouldings are laser cut and installed using injection foam so there’s no

warping or cracking over time.” The roof is a blend of limestone, grey cedar shakes and lead-coated copper. “The exterior facade blends Indiana limestone and grey field stone, and cedar shakes from Quebec,” adds Peter. “We carried some of that masonry work through to the interior to create a very natural look. We wanted to break the boundary between the interior and exterior of the home.”

Continued on page 52

feature

With the volume of stonework, the right materials and tradespeople were essential. **Quartex Surfaces** supplied all the countertops, and Peter recruited Pasquale, a 74-year-old stonemason, and his two friends Joe and Tony. “They did all the masonry work on the home the old-fashioned way, with hammers and chisels,” says Peter. “Pasquale has been a mason since he started with his father at 12-years-old in Calabria, Italy.”

From the front door, visitors can see straight through to the massive double-sided stone fireplace in the great room. “The space is designed with perfect symmetry throughout,” says Peter of the 24-foot vaulted ceiling that leads from the front door to the back. “It has a cathedral effect, and lines up with the double-sided fireplace at the back, creating a light tunnel though the house.”

The great room fireplace mantel is made from 2,000 pounds of graphite marble, which is also used for a coffee and side table. A sparkling chandelier from Restoration Hardware is a showstopper. “It’s 600 pounds of polished nickel with 18 candles; we had to reinforce the roof to support the load,” says Peter.



A walnut frame defines the white upholstered headboard. **TOP RIGHT:** Chandeliers add sparkle to the elegant en suite design. **BOTTOM RIGHT:** A blend of shelving and cabinetry maximizes storage space in the walk-in closet.



ABOVE: Light and bright choices are perfect for a child's room. **RIGHT:** Bright subway tiles are stacked in this bathroom. **FAR RIGHT:** A pretty window seat is set for daydreaming.



The open-concept kitchen features double-framed shaker-style cabinetry in painted poplar, and a white oak bar and accents. “We tied the white oak rafters into the kitchen drawers and canopy. We had the carpenters finish the same wood for the columns, coffee tables and kitchen tables. It’s just beautiful,” says Peter.

The striking white oak is seamlessly paired with a complementary quartz island, backsplash and countertop. It’s not surprising that the kitchen won the Architectural Woodwork Manufacturers Association of Canada (AWMAC) Award of Excellence for Best Residential Project of 2019. “All the millwork was completed in the house by **Filipe Silva** of **Allwood Carpentry**. He’s a third-generation millwork craftsman and an incredibly talented artisan. Each part of the kitchen was handmade according to spec to be grand without being overly audacious. He is a truly one-of-a-kind artist,” says Peter.

Continued on page 54





In the upper level, a bridge from the stairs leads to four bedrooms, each with its own en suite. “It looks like the stairs are floating off the great room,” says Peter, who explains that they had to use cantilevered steel on the stairs to avoid columns that might obstruct the impressive view below.

The master bedroom boasts an upholstered headboard with a walnut frame. In the master bath, large porcelain floor tiles from **Rivalda** carry through to the shower. “You have to install them with suction cups because they’re so big. It takes time, but it’s worth it,” says Peter.

Meanwhile, the lower level boasts a 2,000-bottle wine room and home theatre system, as well as a large bar area, sauna, exercise room and a nanny/in-law suite.

Leading downstairs, a veneer limestone feature wall is lit with flood lights, lending the space a museum quality. It’s unexpected and yet just right for this showstopper home.

“Peter really did a great job; he spared no expense,” says David. “He put a lot of heart and soul into this.”

“We built it according to our style,” says Peter. “We have a lot of good suppliers and really good trades, and it makes a good team. My masons have been doing masonry for over 50 years and the carpenters as well. They work because they love the craft.”

“We build a lasting product both in design and durability, which we feel will continue to impress 10, 20 and 50 years down the road,” says Peter. “A beautiful home should look as nice today as it will a century from now.” **OH**



A veneer limestone feature wall is an inspired touch in the home gym.

LEFT: The sauna on the lower level is a great escape for some R&R.

TOP LEFT: A large vanity makes great use of the lower-level bathroom. **TOP RIGHT:** A mudroom and laundry room combine to marry form and function.

Ornella

Custom Homes

Celebrating Excellence In Design And Craftsmanship.



Whatever the scope of the project, no matter how large or small, Ornella aims to deliver only the highest quality time after time.

Ornella Homes exists to develop, design and build quality homes that create enduring value for both their owners and the communities that surround them. Each home we create is custom tailored to the needs and desires of our clients, who share our passion for excellence!


double take

ENTER IN *style*

Recreate this look in
your own home.



1. SURYA: Continental Jute Woven Rug in Cream **2. CIOT:** Basalto Porcelain Tile in Bronzo **3. ELK GROUP INTERNATIONAL:** French Versailles Masterpiece Mirror **4. ELF:** Free Spirit Shoulder Bag in Light Tan **5. BED BATH & BEYOND:** Ampersand Charleston Standing Coat Rack **6. CURREY & COMPANY:** Cypriot Bottles in Medium and Small **7. SIMONS:** Haut Beau Wool and Linen Scarf in Blue **8. ANTHROPOLOGIE:** Ale by Alessandra Sancho Straw Rancher Hat in Gold **9. CANADEL:** Loft Buffet in Cognac Wash **10. STRUCTUBE:** Vesta Vase 40cm **11. PIER ONE:** White Faux Magnolia Branch **12. PIER ONE:** Large Carson Natural Wicker Basket **13. ELTE MKT:** Reach Vase in Black **OH**



106 Advance Road, Toronto
416-247-5110
www.valuewoodfloors.ca
info@valuewoodfloors.ca



The First Impression Is The Lasting One

Design | Quality | Service | Value

BUILD WITH

CARUK-HALL
— CONSTRUCTION —

196 Evans Avenue, Toronto
416-688-1454
www.carukhall.com

MERCIER
wood flooring

If You Build It

PHOTOGRAPHY JASON HARTOG

If you plan to build or renovate this summer, reach out to these talented local experts to get your project done right.



JUDY PERSAUD & RAMSIN KHACHI

Stone Lab By Khachi

The use of quartz and porcelain in home projects has grown significantly. As with any popular lifestyle trend, many players now exist in this category. Consumers need guidance in navigating through the many available brands and designs in order to select the best one for their project. We are your countertop consultants that fabricate and install the top brands of quartz and porcelain slabs for countertop, shower, floor and wall applications.

AT WORK

Current Project: A 6,000 sq. ft. modern home in Aldershot with many custom quartz, porcelain and stone designs. **Why Quartz:** Strong, durable, stain-resistant and virtually maintenance free. **Newest Look:** Natural warm veining and a simple edge profile.

AT HOME

Summer Plans: Ramsin and Judy: A trip to explore Cuba's culture and then cottage with the whole family. **Ramsin:** A trip to Budapest, Vienna and Prague with the kids. **Sunshine Or Air Conditioning:** Ramsin: A little of both. **Judy:** Sunshine! **Favourite Ice Cream Flavour:** We both love lemon gelato. **Perfect Summer Evening:** Dinner on our rooftop patio and then sleep up there under the stars until morning.



ROBIN AT HOME

Summer Plans: Relaxing and spending time with family and friends. **Sunshine Or Air Conditioning:** Sunshine, bring on the heat! **Favourite Ice Cream Flavour:** Vanilla with fresh raspberries.

NICOLE JENKINS DESIGNER, ROBIN GARVEY CESTRA OWNER & STEPHANIE LANGFORD DESIGNER

Oakville Kitchen & Bath Centre

We've been designing kitchens and bathrooms for discriminating homeowners since 1965. Our reputation is built on our unique attention to quality and design. We are the premier destination for kitchen and bathroom renovations in the Oakville area, and offer a full range of products and services to fulfill all your renovation needs.

AT WORK

Current Project: Hunter green cabinets, honed stone countertops and concrete tiles. Natural elements that create a calming environment. **Must-Haves:** Matte black hardware, faucets and sinks. Matte black feels fresh as a crisp accent colour. **Newest Look:** Two different cabinet colours – wood cabinets with painted cabinets and mixing uppers and lowers.

Continued on page 60



AT WORK

Current Project: New townhome complex. **Flooring Trend:** White Oak, wide plank engineered hardwood. **Why Wood:** Aesthetically pleasing, long-lasting and a great return on investment. **Care Tip:** Use a high quality hardwood floor cleaner.

ROBERT BARNSELY & GORDON MAIN

Value Wood Floors

A full-service company, Value Wood Floors has provided the best in flooring to customers throughout the GTA for over 20 years. They carry an array of quality, Canadian-made products, including Vintage, PurParket, Superior and Mercier. The showroom's open, spacious layout allows customers to look, feel and even step on many of the options for a complete shopping experience.

AT HOME

Summer Plans: Gordon: European vacation. **Sunshine Or Air Conditioning:** Robert: Definitely sunshine, everyone should take advantage of the summer months. **Favourite Ice Cream Flavour:** Robert: Mango gelato. **Perfect Summer Evening:** Gordon: Watching the sunset at the cottage.

AT WORK

Best Season For A New Roof: From April to November. **How To Choose The Right Product:** Use the right company for better products and warranties. **Maintenance Tips:** Clean eavestroughs, look for pieces of shingles on your property, have a roofing company assess and/or make repairs.

CHRISTIANE AT HOME

Summer Plans: Landscaping, flowers, new grass and a bit of gardening. **Sunshine Or Air Conditioning:** Enjoying the sunshine as much as we can. **Favourite Ice Cream Flavour:** We like our frozen yogurt. Bruno likes vanilla and strawberries and I like chocolate. **Perfect Summer Evening:** Nice dinner and a nice wine on the patio with family and friends.



CHRISTIANE ALLEN LEVESQUE & BRUNO LEVESQUE

Let It Rain Roofing

A full-service roofing and renovation company, we do all types of roofing, ventilation upgrades, insulation, eavestroughs, skylights, roof repairs, and custom sheet-metal work. Our home renovation division does fences, decks, aluminum railings, carpentry, sheds, pergolas, painting, bathroom renovations, flooring, tiling, exhaust vents and more.

Continued on page 62



AT WORK
Current Project: Oakville's First PassiveHouse-inspired home. **Latest Products:** Water and flood protection. **Must-Have Sound Solution:** Nakymatone Invisible Speakers. **Trending:** Circadian rhythm lighting.

ROB MAY & NIKKI LORD
OWNERS

Sounds Good

As technology experts we provide premium security, comfort, wellness and entertainment solutions to families for an enhanced lifestyle. Sounds Good is simply the best choice for home technology solutions because we are so passionate about the finished product. Any technology company can sell a bill of materials, it is the finishing touches that set Sounds Good apart.

AT HOME
Summer Plans: Long drives in the bus. **Sunshine Or Air Conditioning:** Sunshine! Play time! **Favourite Ice Cream Flavour: Rob:** Pralines and cream. **Nikki:** Mint chip. **Perfect Summer Evening:** Our patio, perfect lighting, Cuban jazz and adult beverages.



PETER SELLORS
PRESIDENT

Greenville Soapstone Company

Greenville supplies countertops, fireplaces, tile and sinks – anything that can be made in stone. Soapstone is the only natural quarried stone that is non-porous. It will not stain with anything, says Peter. There is no chemical sealer. Soapstone is chemically inert so it's resistant to lemon juice, all acids, bacteria and is completely heat-resistant.

AT WORK
Current Projects: Everything from large kitchens to small fireplaces and vanities. **Latest Trends:** Soapstone is used for everything. **Goal:** Satisfying every customer. **Favourite Jobs:** We take pride in every job that we do. We like to do it all. **Inspiration:** Stuff a little out of the ordinary. Large projects, large fireplaces, custom sinks.

AT HOME
Projects: A 1975 Airstream, a 31-footer that's being completely renovated. **Neighbourhood:** Out in the country. **Hobbies:** A lot of canoeing and fishing. **Favourite Meal:** Steak every Friday night. **How Do You Relax?** Getting the boats out and fishing.

Continued on page 64




PHOTO: NESO BASARA

AT HOME

Favourite Tree: Redbud. **Favourite Flower:** Heathers in bloom. **Favourite Summer Hangout:** Our backyard! **Pets:** Benjamin, my tabby and Keeper, my Siamese.

MARTIN FORD

Urban Cottage Landscapes

The foundation of our design is a focus on what makes plants healthy and grow successfully. We create designs to fit city homes and budgets of all sizes. Designs are inspired by nature and often include elements of the cottage environment such as natural curves, rocks, and water features. **oh**

AT WORK

Describe A Pocket

Woodland Design: Pocket woodland designs are made up of groups of trees, shrubs and other plants planted closely together on a raised bed of soil to ensure optimal health and longevity through rapid root establishment.

SEE OUR DIRECTORY FOR ALL CONTACT INFORMATION.



Set in Stone

Omega Mantels, an industry leader, has been manufacturing exclusive custom cast stone products for over 35 years.

Let us help you design and create your very own custom Fireplace Mantel or Kitchen Hood.



Head Office/Showroom
260 Jevlan Drive, Unit 3, Woodbridge, ON L4L 8B1
905.851.7089
www.omegamantels.com • info@omegamantels.com



A&R DESIGN BUILD

We've had the pleasure of building custom homes for over 45 years. Since our beginnings in 1973, over 1,500 custom homes and cottages have been built by A&R Carpentry, now **A&R Design Build**. Especially satisfying are repeat customers asking us to build their next project. Our business has grown by referral and we have built on the foundation of our strong reputation and years of experience.

The prospect of building your dream home can be intimidating. For others, getting involved and participating in the construction and design brings them great satisfaction. A&R Design Build accommodates the individual needs of each unique client by providing a wide range of products and service options.

A&R Design Build can provide you a fully finished "turnkey" home, ready for occupancy. Or, if you wish, we will build your foundation and frame the house, allowing you to complete the project on your own terms and schedule. Maybe you just want a foundation built and an A&R Design Build high quality home package delivered to your job site – that can also be arranged.

Full customization services are also available. A&R Design Build, your design and build partner, will make your vision a reality.

705.436.4663
arcarpentry.com
sales@arcarpentry.com
1942 Commerce Park Dr,
Innisfil
(Please see ad on pg 16)

DECORRESTORE – "I DIDN'T KNOW I HAD SO MANY AFFORDABLE OPTIONS"

We hear this a lot from our customers. Once they come into our Nebo Rd. showroom they are impressed with the variety of services we have to offer. Our specialty is kitchen makeovers without breaking the bank. We provide significant savings in time and money over traditional kitchen renovation projects by offering several options to fit any budget. We can **Respray** those old kitchen cabinets for a do-it-yourself install... or offer full onsite service if you prefer. We can **Reface** with **decorrestore's** new polymer line, or custom paint one of the many HDF door selections available in our showroom, or we can **Replace** with a modern or traditional line of cabinetry.

Restyling to cabinet layouts, custom islands, beverage stations, crown moulding, upgrades for recycling centres and bar fridges – all are available. You do not always have to tear out your kitchen. Our kitchen designers are ready to assist you in realizing your new vision. We also carry Caesarstone, Cambria, Lucent and other quartz and laminate lines of countertops.

Visit our showroom to discuss the restyling options available to you. Expect quality service at an affordable price from the professionals at decorrestore.
220 Nebo Rd, Unit 1,
Hamilton | 905.381.4269
1163 King Rd, Unit 7,
Burlington | 905.632.6465
decorrestore.ca
(Please see ad on pg 75)

JOSHUA CREEK FURNITURE

Joshua Creek Furniture, located in Oakville, has been in business for 21 years. Focusing on Canadian made furniture and accessories they have a large selection of solid wood bedrooms, solid wood dining, TV stands, barstools, artwork, lamps, rugs, sofas and sectionals featured in upholstery and leather. Custom options are available on many items.

The Bellini occasional chair is a contemporary design, created to compliment almost any room in the house. A pairing of The Bellini chairs flanking a sofa or sectional is the most common configuration however it can be a desirable feature piece in a master bedroom or foyer. The comfortable wraparound back features your choice of a unique curved brushed chrome or antique brass frame, following the contoured lines of the chair. What has become one of their best sellers is available in hundreds of fabrics and is proudly Made in Canada. \$1,088 as shown.

The 10,000 square foot showroom is not your average retail store. First timers are usually blown away by the unique items and reasonable prices. Whether it's a deep feather filled sofa or a rough-hewn custom harvest dining table, you will see the difference in quality and price.
Come see for yourself:
1029 Speers Rd, Oakville
905.842.3739
joshuacreekfurniture.com
(Please see ad on pg 17)

LIVINGLIGHTING OAKVILLE

At **LivingLIGHTING Oakville**, we believe in making good lighting happen, the way you want.

Walk into our store and you will find countless options ranging from the hottest new styles to perennial favourites... in various price ranges sure to fit your lifestyle and budget. With everything from classic chandeliers to contemporary shades and LED bulbs, we can help you find exactly what you have in mind:

- a wide selection of ceiling fixtures
- table lamps and floor lamps in every style
- outdoor fixtures
- ceiling fans
- track lighting
- recessed lighting
- lamp shades
- light bulbs of every kind
- a wide range of decorative accessories

Not sure what lighting solution best fits your style and circumstance? Let our friendly and knowledgeable staff assist you with professional advice on the options that best suit your situation. We enjoy helping our customers find the perfect lighting inspiration for any space, style and budget.

LivingLIGHTING Oakville – where solutions come to light.
2501 Hampshire Gate
Unit 7B, Oakville
livinglightingoakville.com
905.829.8887
(Please see ad on pg 14)

CELEBRATE LIFE AT HOME WITH OUR HOMES

OUR HOMES magazine is your local home resource guide. Our readers love our magazine because we show and tell you about beautiful and unique local homes, retailers and products. Plus, we promote local service providers and help you find professional trades. Whatever you need to build, renovate or decorate, you will find in our much-loved magazine.

OUR HOMES magazines saturate 14 local markets in Ontario and connect to over 5 million readers annually with our advertisers through premium, consistent, local content and beautiful photography. Our readership and distribution numbers are audited. Our advertisers reach our highly sought out, high-income demographic through targeted distribution in each region and throughout Ontario.

Our website, **ourhomes.ca**, offers even more ideas for every homeowner.

Our readers keep **OUR HOMES** magazine as a reference and resource guide. A business directory in each quarterly issue and online makes it easy for readers to find our advertisers. Every advertiser in the magazine is listed in the Directory under their business category. Coming soon, **THE LIST** by **OUR HOMES**, Ontario's most comprehensive online directory for all things home.

Now you can subscribe to **OUR HOMES**. Contact us at **subscribe@ourhomes.ca**. Your favourite magazine will arrive quarterly in your mailbox.
ourhomes.ca
(Please see ads on pg 14, 79)

SCARLETT HOMES OPENS ANCASTER GATED COMMUNITY

If you are looking for a private secure home, consider this new location on Deerfield Lane, just west of Meadowlands Blvd/ Stonehenge Drive in Ancaster. We feature walkout lots backing on to a pond, and lots that back on to a church. The gated community homes range from 3,200 sq. ft. to 4,000 sq. ft. and prices are in the \$1,100,000 to \$1,200,000 range for a fully loaded affordable luxury home. You can have our plans customized to suit your families' needs.

We have a second location one block east on Springbrook Avenue, where homes start at 2,500 sq. ft. feet in the \$869,900 range for a full brick home, with granite countertops in kitchen and powder room, raised maple kitchen with crown moulding, and slow closing hinges, ten pot lights, hardwood floors, nine foot main floor, central air conditioning, stucco accents, and choice of a gas fireplace or linear electric fireplaces.

Visit our website at
scarlettthomes.com **to see our floor plans. You can request information by email at**
info@scarlettthomes.com
Our model home is open
1-5 pm daily, closed Fridays.
Call 905.318.3800 to make an appointment.
(Please see ad on pg 69)

LIBERTY CUSTOM CABINETRY

Liberty Custom Cabinetry is a family run business that is committed to supplying their clients with superior design and craftsmanship in custom woodworking. Our extensive experience allows us to offer a personalized approach to every project.

We specialize in custom designed and built kitchen and bathroom cabinetry. We use state-of-the-art production machinery and software to mill all components in-house while maintaining the highest attention to detail. All finishing is done within our own facility to ensure the best quality possible.

A kitchen is often the most used area of any home, where family and friends come together. We keep this in mind when designing our layouts to achieve a functional and aesthetically pleasing design that will last for many years to come.

Whether your project is a new construction or renovation, we utilize contemporary, traditional, transitional and ultra modern design cues. We have an endless selection of products and colours available to suit your taste and lifestyle.

Contact us today to visit our showroom to discuss your needs and how we can help you with your dream kitchen or bathroom.
131 B Carlauren Rd, Vaughan
905.856.7678
libertycustomcabinetry.com

ERIN MILLS PAINT & DECOR CENTRE

Erin Mills Paint & Decor Centre shares two important painting tips before you start any painting job:

1. KNOW THE TYPE OF PAINT BEFORE YOU BEGIN:
It's important to know if you have oil-based paint on the surface you are repainting, especially if you're now using latex-based paint as your topcoat. If you put latex on top of oil, the topcoat will come off like butter. To test – rub a cotton ball that has been soaked in nail polish remover with acetone in it, or pure acetone, on the surface. If the paint comes off, it's latex-based paint. If it doesn't, it's oil-based paint.

2. HOW MUCH PAINT WILL YOU NEED? Determine quantity you will need by measuring the square footage. If you are painting a wall, measure the width and the height of all the surfaces you will be painting. If you are painting a piece of furniture, measure the depth and length of the surfaces. Add together for the square footage.

Chalk painting is all the rage now! Visit our locations to learn more about painting your next furniture piece.
216 Oak Walk Dr, Unit 3,
Oakville | 289.725.2200
5636 Glen Erin Dr, Unit 5
Mississauga | 905.858.1708
erinmillspaint.com
(Please see ad on pg 15)

COOL

ENERGY SAVING *Tips*

STORY **KATHLEEN DUNCAN** | ILLUSTRATION **SHEILA BRITTON**

SUMMER has finally arrived with longer days and irresistible pool decks, but it can also bring the sting of pricey air conditioning. The experts at Sustainable Buildings Canada (SBC) have come up with 10 tips for avoiding a sunburned wallet this year.

SBC is a Canadian non-profit advancing "the environmental and energy performance of the built environment." Its executive director Michael Singleton and board director Larry Brydon suggest homeowners balance old-school wisdom and eco-friendly practices to optimize savings.

1 AVOID THE DEEP FREEZE
Set the thermostat a little higher than the standard 22°C. Michael suggests 26°-27°C instead. "You know how you go into a mall in the summer and it's freezing? There's no need for that."

2 PAY ONLY TO PLAY
"Turn off the air conditioner when you're not home." It may seem obvious, but Michael says many people forget. Programmable thermostats can automate the change for regular outings, like going to work.

3 CALL ON MOTHER NATURE
Open the windows at night when it's cooler outside, and close them by lunchtime when it's cooler inside. Taking advantage of cross-ventilation by opening two or more

windows in a room or house can be particularly effective. "That's free cooling," adds Michael.

4 CREATE A WIND CHILL
Overhead fans generate a cooling breeze and use the same amount of electricity as a 75-watt light bulb, according to Michael. "Put them on counter clockwise and get the air moving." Again, he reminds homeowners to turn all fans off when not at home.

5 LANDSCAPE STRATEGICALLY
"It's most effective to shade from the exterior," Larry says. On the west side of a house, where the sunshine is most intense, he advises planting a maple tree. Not only will it help in summer, but in winter it'll drop its leaves and let the sun shine through for additional heat.

6 BE AN INFORMED CONSUMER
Air conditioners are ranked based upon their Seasonal Energy Efficiency Ratio (SEER) between 13 (the current minimum) and 21. "A 16 to 18 is fine," Larry advises. "Or purchase an Energy Star if you don't want to bother with SEER."


7 KEEP A SUMMER CHECKLIST
Larry's list starts with checking and replacing filters. An annual cleaning and inspection will extend an air conditioner's lifespan by ensuring all parts work and air flow is uncompromised.

8 PUT THE FIRE OUT
Check gas fireplaces and turn off any standing pilot lights. This task also made Larry's checklist. Although these pilot lights were more common 10 years ago, many are still in operation and give off the equivalent heat of a big candle, he warns.

9 TURN DOWN THE HUMIDISTAT
Adding moisture to dry winter air can keep wooden floors from buckling and cabinets from warping, says Larry, but it's unnecessary in summer. If the humidifier continues to run all summer, cooling appliances have to work harder.

10 REPLACE INCANDESCENT LIGHT BULBS
Cool compact fluorescent lamps or lights (CFLs) and light-emitting diode bulbs (LEDs) save money in two ways, Larry reminds. First, they draw less electricity than their incandescent cousins, which has an immediate impact. Second, they don't produce heat that air conditioners have to remove.

When it's lovely outside, that's a good place to be. Outdoor cooking and living can lower the heat generated inside and the need for expensive cooling options. A final option: when it gets too hot, you can always grab a jacket and head to the mall. **OH**



Discover The Experience
Making the experience of building the custom home or cottage of your dreams easy, affordable, and enjoyable.

The Home You Always Wanted, The Way You Want It. www.unitedlumber.ca

Barrie 705.726.8132 520 Bayfield St. N.	Bolton 905.857.6970 12833 Hwy 50 S.	Georgetown 905.873.8007 333 Guelph St.	United Truss – Innisfil 705.436.3425 3325 Thomas St.
---	---	--	--

HAMILTON

100 CHESTER AVENUE • 50 x 140 FT. DEEP LOT • \$1,099,900

AVAILABLE IMMEDIATELY

- 3,534 sq. ft. including 4 bedrooms
- Each with Ensuite Access
- 10 ft Main Floor Height
- 9 ft Second Floor Height
- Fully Upgraded Kitchen

By Appointment. Call 905.318.3800

VISIT: www.SCARLETTTHOMES.com

ANCASTER

3 DEERFIELD LANE • WALKOUTS AVAILABLE

OVER TWENTY MODELS
PRICED FROM \$869,900 TO \$1,399,900
 Main Floor Master Bedroom Designs

Call 905.318.3800
Email: info@scarletthomes.com
www.SCARLETTTHOMES.com

PRESENTATION CENTRE OPEN 1 - 5 DAILY • CLOSED FRIDAY


Custom Built by SCARLETT HOMES LTD.

This Old House

PHOTOGRAPHY **JASON HARTOG**
STORY **GINA MAKKAR**



The home's charming exterior was given an update with a new walkway and garden beds. **RIGHT:** Zen watches the world go by from the front step.



How can a home built before the days of automation and heated floors meet modern-day needs? **Jordan Hart** and **John Black** of **Black-Hart Construction Inc.** seamlessly blended modern function with an older aesthetic to strike the right balance with this home renovation.



Hexagonal hardware mirrors the shape in the kitchen backsplash.

A Dutch door provides a clear sightline to the lovely kitchen. **RIGHT:** Black-Hart Construction Inc. worked with the homeowners to update the space. **TOP RIGHT:** A graphic floor makes a statement in the powder room.



Jordan Hart and John Black of Black-Hart Construction with homeowner Roslyn MacLean and her dogs SheFoo and Zen.

Homeowners Roslyn MacLean and Kevin September considered selling their Oakville abode, but found it difficult to replicate the charm of an older home in an ideal neighbourhood, so they called on Black-Hart to renovate.

“We get involved very early on with projects so that when we move to construction, things move quickly,” says Jordan. “It’s a lot of preplanning and coordination with the client from the start.”

On the exterior, the team added a walkway with old-world, brick-style pavers to blend seamlessly with the charming landscape. Simple plantings tie the home to its surroundings and create a warm welcome.

Once inside, a cosy vestibule buffers the interior from seasonal elements, and provides a place to shed coats and shoes. Here, updated trim work and antiqued closet doors with hardware from Restoration

Hardware provide purpose and vintage flair. A charming Dutch door separates the entry from the kitchen to keep the family dogs at bay when guests come calling.

A renovation of an older home often uncovers surprises, like a newspaper from 1911 inside the bathroom wall, and unexpected flooring work. The flooring throughout the main level was never framed properly, and additions and changes over the years created slopes and steps in various areas.

In the kitchen, the floor was reframed and brought up to level, doors heightened and in-floor heating added. “We didn’t feel confident that the existing floor could handle the new system,” says John. “So we brought in a structural engineer. We didn’t want to reattach the new structure to the existing stone foundation.” *Continued on page 73*



The original kitchen was dark and dated.

A hexagon-tiled backsplash runs to the ceiling in this kitchen designed with pull-up upper cabinets and variegated soapstone counters.

A pass-through window opens the space between the kitchen and the dining room. To honour the home's heritage feel, the chimney was clad in reclaimed, face-cut brick from **Hamilton Builders' Supply**. Skylights flood the area with light. The original L-shaped layout of the kitchen remains, with the goal of the reno to create function and additional storage space.

"Because it's not a large space, everything had to be high function and have its purpose," says Jordan. "This project was all about details. Every little tiny space mattered."

Roslyn started with a French bistro aesthetic in mind, but the soapstone countertops by **Greensville Soapstone Company**, preferred by Kevin, inspired a new direction. Grey cabinetry by **Circle A Cabinetry** beautifully complements the variegated soapstone and provides continuity with Farrow & Ball's Pavilion Grey in the dining room.

A hexagonal backsplash tile from **Marble Trend**, a design inspiration Roslyn took from a magazine, mirrors the shape of the brass drawer knobs and pulls.



The variegated pattern and earthy tone of the soapstone countertops add unique beauty. **BOTTOM LEFT:** Integrated dog bowls slide out of sight when not in use.



Soapstone shelves are an inspired addition.

Soapstone shelves along the kitchen wall are an eye-catching feature that add a little farmhouse whimsy. Sometimes with the simplest elements, there's more than meets the eye. "The tile itself is textured, so it's not flat, so the brackets have to fit perfectly. There's a lot going on behind the scenes to ensure they are functioning properly," says Jordan.

Bronzed hardware in a timeless profile adds a touch of modern. Updated windows and a new door system from **Kolbe Windows & Doors** open the kitchen to the backyard. "The original door was smaller, and a more traditional style, so this is a bit more modern/transitional," says John. *Continued on page 74*



A built-in banquette maximizes the space in the kitchen. **BELOW:** A window between the dining room and kitchen creates interesting sightlines.

The dogs have their own cosy nook.

A built-in banquette niche designed by Jordan, Circle A Carpentry and Roslyn, is a great place to gather with friends and family, and includes a dog nook under the bench. A white marble table is a subtle nod to the bistro style Roslyn loves. Custom cushions by **The Foam Centre** complete the space.

In the dining room, the original exposed ceiling joists were freshened with paint. Though the hallway closet juts into the dining area, the team added panelling to break up the empty wall and create visual interest.

The tiny powder room was given a makeover to include a shower. “The reasoning to put in the shower is that eventually when they do a second floor reno, they’ll need one. We wanted it to look nice, but not necessarily like someone’s en suite,” says Jordan. To achieve the right balance, a graphic tile floor is paired with a soapstone sink from Greenville Soapstone Company and a marble shower niche and jambs.

Cast iron vintage-style vent covers were sourced by Black-Hart to match the heritage

style of the home. Crystal door knobs add sparkle. “I remember them from my family’s old home in Toronto,” says Roslyn. “As a child, I was at eye level with the cut facets, and I loved their glamour.”

The home is a beautiful pairing of classic choices with modern function, from trim selections to colours and finishes. “We tried to make things look like they fit the home and the space,” says John.

“Jordan had good design advice,” says Roslyn. “I have specific ideas about what I like, but the trim I picked was wider, and with the scale of the house, he suggested something with a slimmer profile. Things like that were very helpful to hear. I could always count on his taste to enhance what I wanted.”

Tackling an update the right way with a knowledgeable team is important. It’s not just peace of mind. It helps create balance when incorporating modern taste with a nod to a home’s historical character. When done right, the end result will last for years to come. **OH**



www.miltonlighting.com

MILTON LIGHTING



905.878.7111
info@miltonlighting.com

295 Main Street East
Milton ON L9T 1P1

Store Hours: Monday, Tuesday & Wednesday: 10am - 6pm
Thursday & Friday: 10am - 8pm • Saturday: 10-5 • Sunday 12pm - 4pm

 **decorrestore**
Refinish your kitchen with style.

**REPAINT
REFACE
REPLACE**

“ I didn’t know I had so many
Affordable Options ”



1163 King Rd . Unit 7
Burlington 905.632.6465

220 Nebo Rd . Unit 1
Hamilton 905.381.4269

info@decorrestore.ca
www.decorrestore.ca

Respraying and refacing are available in custom colours with carpenters available for your on-site modifications.

**fine finishes*



PHOTO:
BONNIE FOX



**large windows*

**open concept*

PHOTO: SANDY MACKAY

WHAT HOMEBUYERS *want*

A recent survey of Canadians who purchased a newly built home shows walk-in closets topped their list of must-have features.

Surprising? Not really says Tim Bailey, division president of Avid Ratings Canada Ltd., a customer satisfaction company that works with Canadian homebuilders to determine what buyers want in a new build.

"The 2018 Canadian Homebuyer Preference Study revealed three themes," Tim says, storage solutions, energy efficiency and kitchen design.

New home buyers across the country are asked to answer 190 questions based on a recent new home purchase. It's the largest survey of its kind in Canada. The result is a comprehensive report by region, buyer type and demographics that Canadian homebuilders can use to plan new housing projects based on consumer wants and needs.

Avid Ratings is currently compiling results for 2019 but Tim doesn't anticipate dramatic changes. There's only been moderate changes in the four years Avid Ratings has been conducting the survey.

Consumers clearly want energy efficiency, Tim says. "But they also want granite and quartz and all the fine features so it's really about trying to strike a balance between what buyers can afford to spend. Energy efficiency is a hot button for consumers, especially with the carbon tax and rising utility costs. Buying a home is one thing but then carrying the cost of that home is another thing."

Homebuyers also want storage, lots of it. "We're a four-season country," Tim explains using his family as an example. "We're a *Brady Bunch* family with four kids and storage is critical. We have off-season gear, four seasons of clothing and four seasons of sporting goods."

People also want open-concept kitchens with an island. "Quartz countertops and smart home technology score high on the survey as well," Tim says. Other wants include a single-detached home, double-car garages, brick exteriors, tankless water heaters, LED lighting and a main-floor master suite.

What's surprising is the renaissance of the formal dining room. According to the survey, formal dining rooms have increased in importance since year one of the study.

What isn't a priority for new home buyers is outdoor spaces. Tim figures it's because landscaping isn't an immediate concern, it's not part of the purchase and new home buyers have to save and budget for outside

projects that happen a couple of years down the road.

The 2018 study found the largest cohort of today's Canadian homebuyer is the growing family with kids followed by single couples with no kids. Millennials have edged out Gen Xers as the largest group of homebuyers.

How does the survey translate for resale homes? Tim believes new homes inspire renovations to older homes and stimulate the resale market. **OH**

TOP 10

"MUST HAVE" NEW HOME FEATURES

1. Walk-in closets
2. High-efficiency windows
3. Energy-efficient appliances
4. Overall energy-efficient home
5. Kitchen island
6. Linen closet
7. Open-concept kitchens
8. Large windows
9. Heat-recovery/energy-recovery air exchange
10. Certification by a designated program (ENERGY STAR, Built Green, EnerGuide, etc.)

Eden Tile-It
CARPET | TILE | HARDWOOD



4060 Fairview Street
Burlington
905.632.8066

3727 Hwy # 6
Mount Hope
905.679.5669

www.tileit.ca

AromH
KITCHENS & BATHS INC.

Create Your Dream Look

100% Canadian Made Cabinetry • Quality Craftsmanship
25+ Years Experience • Visit Our 6,000 sq.ft. Design Centre

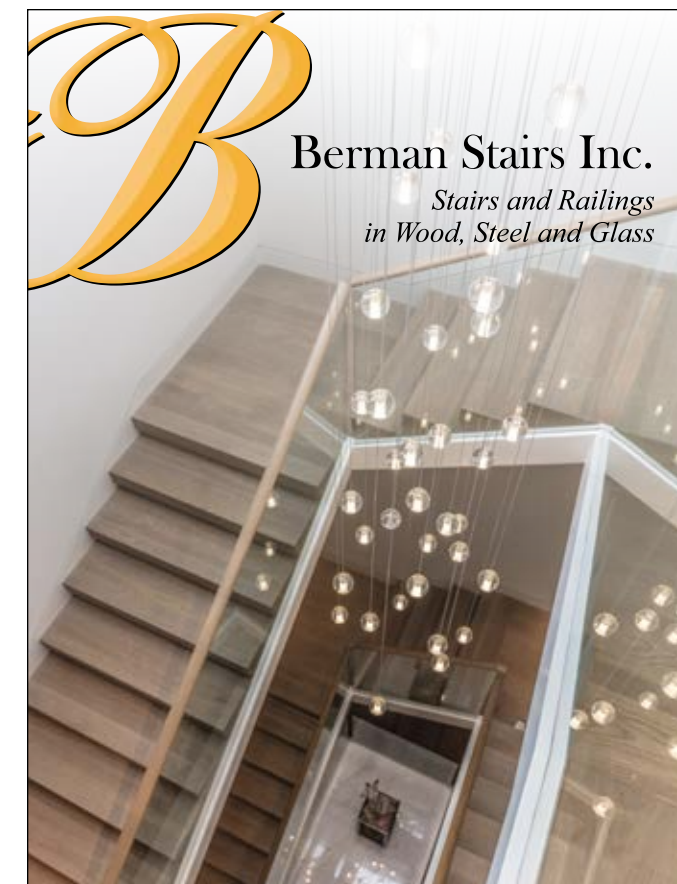
Custom Made Kitchen & Bathroom Cabinetry • Closet Systems
Entertainment Units • Basement Renovations • Full Renovations & More!



905.844.3332

Units 2-3, 333 Wyecroft Rd., Oakville

www.aromakitchens.ca | info@aromakitchens.ca



Berman Stairs Inc.

*Stairs and Railings
in Wood, Steel and Glass*

bermanstairs.com 905.646.7329

culp

RESTORATIONS

BRICK & STONE
RESTORATION


NEW MASONRY
CONSTRUCTION

RESIDENTIAL, COMMERCIAL
AND AGRICULTURAL
CONSTRUCTION

SERVING WELLINGTON COUNTY &
SURROUNDING AREAS

CELL
519.878.1757
OFFICE
519.848.3102

culprestorations.ca



directory

OUR HOMES attracts the area’s finest businesses to advertise in our pages, and utilize our unparalleled distribution and coffee-table appeal to market their products and services. We’re making it easier for you, our readers, to become educated as you plan your home- and real estate-related purchasing decisions. View these business ads online at ourhomes.ca/oakville. The listings below are organized alphabetically by industry.

**ARCHITECTS/ARCHITECTURAL DESIGN/
ARCHITECTURAL TECHNOLOGISTS/
DRAFTSMEN & DESIGN**
David Small Designs, 12&13

**ART/ARTISANS/ART GALLERIES/
STUDIOS/WORKSHOPS**
Cave Art, 79

**BEDS & BEDDING/MATTRESSES/
SLEEP PRODUCTS**
Covers Canada, 47

BUILDERS
A&R Design Build, 16, 66
Ambassador Fine Custom Homes Inc., 5
Dover Coast, 10
Ornella Custom Homes, 55
Rock Cliff Custom Homes, 25
Rockhaven Homes, 8
Scarlett Homes Ltd., 67, 69
Stonecroft Homes, 7
The Gatti Group Corp., 47

BUILDING/LANDSCAPE SUPPLIES
United Lumber Home Hardware
Building Centre, 69

**CABINETS & MILLWORK/
CARPENTRY/FINE WOODWORKING/
CUSTOM FURNITURE**
Liberty Custom Cabinetry, 67

**CHARITABLE/NON-PROFIT
ORGANIZATIONS**
Welcome Wagon, 35

CLEANING
Posh, 79

COUNTERTOPS
Greensville Soapstone Company, 21

EXTERIOR FINISHES/IMPROVEMENTS
Rubaroc, 81

FLOORING
Eden Tile-It, 77
The Floor Shop, 83
Value Wood Floors, 57

**FURNITURE & HOME DÉCOR/
ACCENTS/GIFTS/COLLECTIBLES**
Cornerstone Home Interiors, 42&43
Country Charm, 3
Joshua Creek Trading Furniture
& Home Decor, 17, 66

**HOME IMPROVEMENTS/
RENOVATIONS**
Home Hardware, 2
Let It Rain: Roofing & Home
Renovations, 35
Rockhaven Homes, 8
The Gatti Group Corp., 47

**INTERIOR DECORATING/INTERIOR
DESIGN/HOME STAGING**
David Small Designs, 12&13
Interior Design House, 47

KITCHEN & BATH
Aroma Kitchens & Baths Inc., 77
decorrestore, 66, 75
Downsview Kitchens, 27
Liberty Custom Cabinetry, 67
Oakville Kitchen & Bath Centre, 6

**LANDSCAPE DESIGN &
ARCHITECTURE/LANDSCAPING/
LAWN & GARDEN**
Hollander Landscaping Ltd., 37
Urban Cottage Landscapes, 35

LIGHTING
Gerrie Lighting Studio, 4
Living Lighting Oakville, 14, 66
Milton Lighting, 75

MANTELS/MOULDTINGS
Omega Mantels & Mouldings, 65

MASONRY/STONEWORK
Culp Restorations, 77
Mason’s Masonry, 39

NEW HOME COMMUNITIES
Dover Coast, 10
Scarlett Homes Ltd., 67, 69
Stonecroft Homes, 7

PAINTING & DECORATING
Benjamin Moore, 15
Erin Mills Paint & Decor Centre, 15, 67
Home Hardware, 2
Oakville Paint & Decor Centre, 15, 67

PEST CONTROL
All Corners Pest Control, 79

REAL ESTATE
Hodgins Realty Group, 84
Sam McDadi Real Estate, 19

ROOFING
Let It Rain: Roofing & Home
Renovations, 35
Steel Tile Co., 47

STAIRS/RAILINGS
Berman Stairs, 77

WINDOW TREATMENTS
Budget Blinds, 45
Covers Canada, 47
Salnek’s Custom Window Treatments, 7
Shades of Home, 21

WINDOWS & DOORS
Doorway Inc, 9
Pella Windows & Doors, 11

CLAIM YOUR
LISTING NOW!

THE LIST
ourhomes

Ontario’s Most Comprehensive
Homes-Related Online Directory

If you or your business offers services or products for homes in Ontario, customers will find you on **THE LIST** by OUR HOMES.

Regional OUR HOMES magazines saturate 14 local markets in Ontario, connecting our advertisers to over 5,000,000* readers annually.

*Source – Google Analytics/Salt Strategy 2016 Readership Survey

Amplify your company’s market opportunities with our expanding reach!



- ✓ Claim your business listing and expand your online presence
 - ✓ Generate leads from THE LIST’s Lead Forms
 - ✓ Geo targeting
- ✓ Improve brand awareness and increase local visibility
 - ✓ Enhance your profile with product/service descriptions, pictures and testimonials
 - ✓ Strengthen your business’s reputation
- ✓ Boost your SEO ✓ Increase traffic to your website

thelist.ourhomes.ca



AFFORDABLE, FAST PEST CONTROL &
WILDLIFE REMOVAL SERVICE BY CERTIFIED EXPERTS

Hamilton • Brantford • Caledonia • Dunnville • Guelph • Kitchener • Milton • St. Catharines • Toronto

- | | | | |
|----------------|---------------|-------------|---------------------------|
| ✓ BED BUGS | ✓ MICE & RATS | ✓ BIRDS | ✓ PROPERTY MANAGEMENT |
| ✓ COCKROACHES | ✓ BEETLES | ✓ BATS | ✓ MONTHLY SERVICES |
| ✓ ANTS | ✓ CENTIPEDES | ✓ RACCOONS | ✓ ATTIC INSPECTION |
| ✓ BEES & WASPS | ✓ SPIDERS | ✓ SKUNKS | ✓ BABY REMOVAL |
| ✓ FLEAS | ✓ TERMITES | ✓ SQUIRRELS | ✓ WILDLIFE ENTRY PROOFING |

905-385-1818 or 1-866-309-7622 allcornerspestcontrol@gmail.com
www.allcornerspestcontrol.com

Bringing Your Art to Life!

Over 30 Years of
100% Custom, Quality,
Onsite Service

Cave Art
PICTURE FRAMING &
QUALITY PLAQUE MOUNTS

www.gocaveart.com
905-333-5616

3514 Mainway, Burlington, ON

POSH Ontario’s Most
Award Winning

Home Cleaning



findthedustbunny.com

Advertise With Us

Give your business the benefit of premium exposure and connect, like never before, to our extensive targeted readership!

Suzanne Strong T: 705.446.4877 E: suzanne.strong@ourhomes.ca
Lisa Ormsby E: lisa.ormsby@ourhomes.ca
T: 1.877.600.4840 x1 or 705.445.5065 x200

OUR HOMES is committed to ensuring the businesses above appear under the correct headings. To make a correction, or to have your business listed under more than one heading, please email lisa.ormsby@ourhomes.ca. To have your business listed in our Home Resource Directory, call us to advertise at 1.877.600.4840 x1 or 705.445.5065 x200.



CUTLERY caddy

PROJECT **DAWN MCCONNELL**
PHOTOGRAPHY **TARA CHATTELL**

Create a cutlery carry-all for al fresco dining on the patio, deck or at the cottage.

MATERIALS

- 1 Pine board measuring one-inch thick and eight inches square
- 4 3-inch Hose clamps
- 4 500 ml Mason jars
- 1 Cabinet handle with screws
- 4 ¾-inch Woodscrews

TOOLS

- Jigsaw (if shaped corners are desired)
- Sandpaper
- Cloth
- Paint (colour of your choice)
- Paintbrush
- Screwdriver



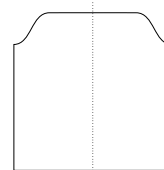
DIRECTIONS

- 1 Sand, and if desired, using a jigsaw, cut decorative corners out of the pine board. Wipe to remove dust. Paint board and let dry thoroughly.
- 2 Fasten handle to the top edge of the board.
- 3 Place rings on jars loosely, mark placement of the rings on both sides of the board. Remove jars and attach rings to the board with screws.
- 4 Slip jars into rings and tighten the rings to a snug fit.
- 5 Fill with cutlery and napkins. **OH**

Make your own template, or use ours!

online

Visit ourhomes.ca/mag/cutlerycaddy to download a printable template.



rubaroc®

BOUNCES LIKE
RUBBER
WEARS LIKE
ROCK



*** *Safety* CAN BE BEAUTIFUL ***

POOLS • DECKS • PATIOS • WALKWAYS • DRIVEWAYS • GARAGE FLOORS • GYMS



- NON-SLIP
- IMPACT RESISTANT
- STAYS COOLS
- LONG LASTING
- COVERS BROKEN CONCRETE
- CUSTOM LOGO DESIGN
- VARIETY OF COLOUR OPTIONS

SERVING THE GTA FOR OVER 35 YEARS
RUBAROC

2416 WYECROFT RD, UNIT 3, OAKVILLE
1.855.766.7822
WWW.RUBAROC.COM



finishing touch



*** PORCELAIN OUTDOOR TILE**
PERMACON

MIRAGE
NOON:
DAYLIGHT


MIRAGE
NOON:
CHARCOAL

MIRAGE
NOON:
EMBER

beautiful HARDSCAPES

Living outside is what we do in summer. It's true, outdoor recreation rooms are a huge splurge. Just imagine the possibilities. We've picked a selection of must-have hardscape materials to create your backyard oasis.

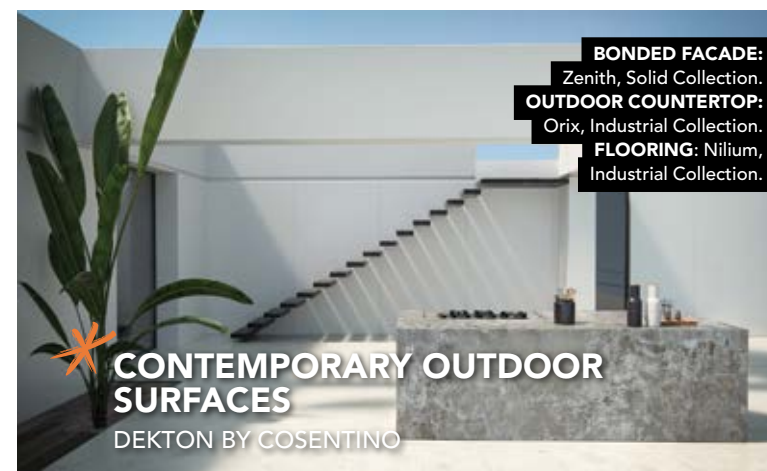
This water feature was built using U-Cara in Pitched Granite Fusion accented with Umbriano in Midnight Sky and Natural Stone in Greyfield.



PITCHED
GRANITE
FUSION

GREYFIELD

*** STONE SURFACES**
UNILOCK



BONDED FACADE:
Zenith, Solid Collection.
OUTDOOR COUNTERTOP:
Orix, Industrial Collection.
FLOORING: Nilium,
Industrial Collection.

*** CONTEMPORARY OUTDOOR SURFACES**
DEKTON BY COSENTINO

*** NATURAL STONE VENEERS**
ERTHCOVERINGS



FOSSIL:
CASCADE

LAVASTONE:
STRIPS

CARIBOO:
ROCKFACE

*** DESIGNER STONE**
SHOULDICE



Q-STONE:
ALMOND

ESTATE STONE:
HAMPTON

The Floor Shop

Quality Wood Flooring . . . Since 1989

MISSISSAUGA

Tel: 905.803.0050 Fax: 905.803.0066
700 Dundas Street East

KINGSWAY

Tel: 416.234.0599 Fax: 416.234.9920
4133 Dundas Street West

LEASIDE

Tel: 416.421.8588 Fax: 416.421.5477
154 Wicksteed Ave

WOOD FLOORING SPECIALISTS

Hardwood Flooring lends character and charm to any room in your home or business and best of all—it never goes out of style, and it is simply beautiful! Wood flooring has gone far beyond classic styles of traditional wood-grains. In addition to beauty, our collection of hardwood flooring offers exciting possibilities in a variety of species; oak, maple, birch, beech, walnut, jatoba, hickory, American Cherry as well as colours, widths, finishes and so much more. Since 1989, The Floor Shop, now with three locations in the Greater Toronto Area offers you incredible floors that will last a lifetime.

The Floor Shop has also been featured on several episodes of 'Holmes on Homes', the highly revered award winning HGTV program with Mike Holmes. The Floor Shop—your wood flooring specialists for warmth, livability and character.



WWW.THEFLOORSHOP.COM



(35/5)
residential commercial



MERCIER
wood flooring



HODGINSREALTYGROUP.COM

*James Hodgins - Top Sold Broker Out Of 77,131 Agents Across Canada Nov/13 and 14. Professionally Audited

JAMES HODGINS

BROKER OF RECORD | 905-855-8700 | jhodgins@jameshodgins.com

30 YEARS OF SERVICE



TOP 50

OUT OF 77,131 AGENTS ACROSS CANADA*



DAVID SMALL DESIGN

Breathtaking David Small Designed Mansion - Offering Over 8000SF Of Transitional Lux Living! Incredibly Inviting Open Concept Design Overflowing W/ Natural Light. Master Retreat W/ Magazine Closet.

\$4,498,000



SOUTH MISSISSAUGA ESTATE

Almost 1 Acre Estate Complete With Tennis Court, Guest House, 6 Garages. Breathtaking Custom Pwd & 7000+ SF Manor. Brilliantly and completely updated to absolute perfection.

\$4,980,000



PRIVATE 60 X 137' LOT

Open Concept Main Fl. Chels European Kitchen, Hidden Coffee Station, White Oak Fltng Throughout, Fir To Ceiling Vllacows & Glass Railings.

\$1,899,000



FAMILY HAVEN ON PRIVATE CRT

Premium sized pie shaped lot! Impeccable condition and large principle rooms. Main floor office. Ultimate family opportunity!

\$1,198,800



LUXURY RAVINE CONDO

Top Floor Condo Living W/ High Ceilings, Tons Of Natural Light & No One Above! O/Ls Beautiful Courtyard/Upgrd Engineered Hardwood, Quality Appliances & Upgraded Lighting.


\$1,030,000



DESIGNED FOR LIVING

Sought After Gooderham Estate In Old Meadowvale Village! Over 3000SF Of Inviting Open Concept Living Space Overflowing W/ Natural Light.

\$1,148,800



PREMIUM 1 ACRE PIE SHAPE LOT!

Magnificent One Acre Estate Overlooking Credit River. Pool, Tennis Crt & Over 7200SF Of Living Space Await! Sprawling Tudor Manor Perfect For Entertaining. Walk-Out Lower Level And Radiant Southern Rear!

\$1,798,800



WELCOMING FAMILY SPACE

Bright, Open Concept 3 Bdrm Daniels Built Townhome In Quiet Complex. Walkout Frm Dining Area To Perfect Patio W/ Log Trees For Privacy.

\$598,888



RAVINE LOT!

Rarely Offered Showpiece Monarch Bungalow! In Exclusive Endave Backing Into Mature Forest & Bronte Creek Prov Park. Shows To Perfection!

\$1,368,000



PRESTIGIOUS ADDRESS

Contemporary Designer Interior Wrapped In Timeless Classic Exterior! Truly Innovative Open Concept. Steps To Lake-Trendy Port Credit.

\$2,895,000



EXCLUSIVE

Sought after Meadowvale Village! Backing onto private ravine 153ft deep lot. Walk out basement. Call for your private viewing!

\$1,549,900



GRAND ESTATES

One Of Mississauga's Most Gracious Manor Homes Situated On A Breathtaking Ravine Lot Overlooking Credit River & Miss Golf & Country Club.

\$4,499,000

SELLING YOUR HOME THIS SPRING? CALL JAMES HODGINS 905-855-8700