

HOLIDAY/WINTER 2016/17

STYLE ■ COMFORT ■ IDEAS ■ REAL ESTATE

ourhomes

O A K V I L L E B U R L I N G T O N M I S S I S S A U G A

HOME FOR
THE HOLIDAYS

ELEGANT
IN OAKVILLE

← **STATEMENT**
lighting

fabulous features
FROM THE PRINCESS MARGARET
LOTTERY HOME

**CREATE A
SPA
RETREAT**

unique
FINDS

**DELICIOUS
BREADS &
SPREADS**

Your vision is **our** blueprint,
you fill in the blanks

DESIGN | BUILD | RENOVATE



MAKI CONSTRUCTION

LUXURY & CUSTOM HOMES

www.makiconstruction.ca



P A R K Y N *PD* D E S I G N

Space Planning • Kitchen & Bath Designs • Ceiling & Lighting • Tile & Floor Finishes • Furniture • Window & Wall Treatments

1545 Cornwall Road, Unit 48 Oakville, ON L6H 0B2 • Tel: 905.842.0080 • www.ParkynDesign.com



SUBARU

Confidence in Motion

2017 **OUTBACK**

WELL-EQUIPPED FROM
\$31,297*

WITH SUBARU YOU DON'T HAVE TO STAY AT HOME THIS WINTER.



Very little stands in your way in the capable 2017 Outback. Subaru symmetrical Full-Time All-Wheel Drive ensures an outstanding grip in snow, rain or rough road, and now, thanks to X-MODE® with Hill Descent Control, it's even better at handling steep and harsh terrain. To learn more visit ontario.subarudealer.ca

2016 IIHS TOP SAFETY PICK+*
MODELS EQUIPPED WITH EYESIGHT®



EyeSight**
Driver Assist Technology

**SYMMETRICAL
AWD**

*MSRP of \$29,295 on 2017 Outback 4-cyl/2.5i Base CVT (HD225). Advertised pricing consists of MSRP plus charges for Freight/PDI (\$1,675), Air Conditioning Charge (\$100), Tire Stewardship Levy (\$17.75), OMVIC Fee (\$10), Dealer Admin (\$199). Freight/PDI charge includes a full tank of gas. Taxes, license, registration and insurance are extra. \$0 security deposit. Model shown: 2017 Outback 4 cyl/2.5i Premier w/ Tech Pkg AT (HD2PPE) with an MSRP of \$38,595. Dealers may sell or lease for less or may have to order or trade. Vehicle shown solely for purposes of illustration, and may not be equipped exactly as shown. See your local Subaru dealer for complete program details. **See Owner's Manual for complete details on system operation and limitations. Outback and Subaru are registered trademarks. #Ratings are awarded by the Insurance Institute for Highway Safety (IIHS). Please visit www.iihs.org for testing methods.



BUILDING TRUST. CREATING A LIFESTYLE.

30 Years International Multi-Site Project
Management and Operations.

In-House Engineers, Architectural Technicians, PMP,
P.GSC by Canadian Construction Association.

Featured in Magazines, TV, and Newspapers.

Fine Custom Homes, Boutique Custom Renovations



**DESIGN • BUILD •
PROJECT MANAGEMENT**



Tel: 416-777-2324

Dir: 416-886-2290

INFO@AMBASSADORFINECUSTOMHOMESINC.COM

WWW.AMBASSADORFINECUSTOMHOMESINC.COM



MULTI AWARD WINNING COMPANY INCLUDING
BEST CUSTOM HOME IN CANADA.



COLOUR OF
THE YEAR 2017

Allusive & Enigmatic,
SHADOW

2117-30

*Shadow is a master of ambiance. It ebbs and flows
with its surroundings and light brings it to life.*

COLOUR TRENDS 2017



Visit us today:

Erin Mills Paint & Decor Centre 5636 Glen Erin Drive Unit 5, Mississauga 905.858.1708
Paintscapes Inc. 1764 Lakeshore Road West, Mississauga 905.403.1109

HEARTH MANOR FIREPLACES & HOME DECOR

Visit our newly expanded & renovated showroom



Design - Build - Renovate



ELECTRIC FIREPLACES
CREATE A FEATURE WALL IN ANY SPACE



FIREPLACE MAKEOVERS
STONE REFACING • BEAM MANTLES



CUSTOM BUILT-INS & MILLWORK

Complete Custom Packages to suit any budget

2575 Dundas Street West, Mississauga

905-828-8880 | www.hearthmanor.com





Anderson's

your design partner



Furniture · Carpet · Rugs · Drapery · Reupholster · Farrow & Ball Paint · Wallpaper

686 Guelph Line, Burlington · 905-639-0666 · andersoncarpetandhome.com · Visit our blog for more outstanding pieces

NEW HOMES IN GRAND VALLEY



Great Value!

This 1,293 sq. ft. brand new single detached home features 3 bedrooms and 1.5 bathrooms, a double car garage. On a 36' lot. Hardwood in the great room and large 18x18" tile in the kitchen. Generous sized bedrooms! Seguin model.

\$409,900



Your Next Family Home!

This Thomasfield plan, the Lismar (1,579 sq. ft.) features 3 bedrooms and 2.5 bathrooms, and a double car garage. On a 40' lot. Large walk in ceramic shower in ensuite! Open concept Kitchen, Dinette and Great Room.

\$458,900



Spacious and Luxurious

At 2,385 sq. ft., the Norfolk plan, is sure to impress. Featuring 3 bedrooms + loft and 2.5 bathrooms on a 45' lot, this is a great home to raise a family and entertain guests with a large open to above living/dining room with beautiful hardwood flooring.

\$561,900



Beautiful Kitchen!

Beautiful 1,736 sq.ft plan "Thomson" with 3 bed, 2.5 bath and double car garage. Open concept kitchen/dinette with large pantry.

\$473,900



2,380 Sq. Ft Plan!

Gorgeous large home, the "Carmichael", features 3 bed + office & 2.5 bath. Open to above living/dining with gas fireplace/hardwood.

\$511,900



A Floor Plan Like No Other!

The soaring living room ceiling with large windows, connected to an open concept kitchen will be sure to impress. The "Brunswick" model features 1,967 sq. ft. featuring 3 bedrooms and 2.5 bathrooms. Available on 36' and 40' lots.

\$478,900 on a 36' lot

OPEN HOUSE SATURDAY & SUNDAY 1-5 PM IN GRAND VALLEY

(Just Follow The Signs!)



Mayberry Hill is a premiere new community built by Thomasfield Homes in Grand Valley, just a short 12 minute drive from Orangeville.

The **SECOND** phase of Mayberry Hill features single detached homes on 36', 40' and 45' lots ranging in size from 1,215 sq. ft. to 2,765 sq. ft. and starting at \$409,900. The second half of phase 2 will be released soon, sign up online for an e-mail newsletter to be the first to know!

All Thomasfield plans come with great standard specifications like hardwood in the main living areas, large 18x18 tile in the kitchen, large ensuites with dual shower heads among many other great features! Visit our model homes this weekend to see what makes a Thomasfield home so great! **QUICK CLOSINGS AS SHORT AS 7 MONTHS!**

FOR MORE INFO
www.thomasfield.com

Bruce Starr, Broker of Record
Bruce Starr & Company Ltd
(519) 766-5060

Deanna Bouris, Broker
Bruce Starr & Company Ltd
(519) 766-2722

The Floor Shop

Quality Wood Flooring . . . Since 1989

MISSISSAUGA

Tel: 905.803.0050 Fax: 905.803.0066
700 Dundas Street East

KINGSWAY

Tel: 416.234.0599 Fax: 416.234.9920
4133 Dundas Street West

LEASIDE

Tel: 416.421.8588 Fax: 416.421.5477
154 Wicksteed Ave

WOOD FLOORING SPECIALISTS

Hardwood Flooring lends character and charm to any room in your home or business and best of all—it never goes out of style, and it is simply beautiful! Wood flooring has gone far beyond classic styles of traditional wood-grains. In addition to beauty, our collection of hardwood flooring offers exciting possibilities in a variety of species; oak, maple, birch, beech, walnut, jatoba, hickory, American Cherry as well as colours, widths, finishes and so much more. Since 1989, The Floor Shop, now with three locations in the Greater Toronto Area offers you incredible floors that will last a lifetime.



The Floor Shop has also been featured on several episodes of 'Holmes on Homes', the highly revered award winning HGTV program with Mike Holmes. The Floor Shop—your wood flooring specialists for warmth, livability and character.




WWW.THEFLOORSHOP.COM



35/5
years
residential commercial



MERCIER
wood flooring



AFFORDABLE DESIGN & BUILD

DESIGN, ENGINEERING, PERMITS, AND
CONSTRUCTION OF MAJOR
RENOVATIONS, ADDITIONS, AND
CUSTOM HOMES.

CONTACT US FOR A FREE CONSULTATION
ANDREW PARKER, (416) 504-9455
ANDREW@PAR-TEK.CA
WWW.PAR-TEK.CA

Design • **BUILD** • Manage

REGIONAL PUBLISHER Jamie Jefferson
Georgette McCulloch
REGIONAL MANAGING EDITOR Gina Makkar
REGIONAL PRODUCTION MANAGER Tracy Shuttleworth
MARKETING & ADVERTISING Jennifer Moore
jennifer.moore@ourhomes.ca
office: 905.332.5220, cell: 905.320.7818
Christine Puma, 705.716.2900
christine.puma@ourhomes.ca
Geri Maser, 647.978.6350
geri.maser@ourhomes.ca

REACH US EASILY: firstname.lastname@ourhomes.ca

OUR HOMES is a registered trademark of OUR HOMES MEDIA GROUP INC.
OUR HOMES Oakville Burlington Mississauga is published four times a year.
OUR HOMES is distributed to residents of Oakville, Burlington & Mississauga via direct
delivery. Copies of OUR HOMES are available for free pick up at high traffic locations
throughout the region. OUR HOMES is distributed to select business leaders via direct mail.
Please send all letters and/or feedback to OUR HOMES Magazine,
25 Elgin St., Collingwood, ON L9Y 3L6. Or email us at editor@ourhomes.ca.
All letters received are subject to editing for grammar and length.

OUR HOMES MEDIA GROUP INC:

EDITORIAL	PRODUCTION MANAGERS
EDITOR-IN-CHIEF Georgette McCulloch	Julia Dempsey, Kelly Donaldson,
ASSOCIATE & WEB EDITOR Laurel Fortin	Marilyn Reid, Abby Reynolds,
MANAGING EDITORS	Tracy Shuttleworth
Nancy Belgue, Adrienne Brown,	
Laurel Fortin, Walter Franczyk,	
Mary Hatt, Gina Makkar,	
Tiffany Mayer, Georgette McCulloch,	
Melissa North, Diane Sawchuk,	
Jennifer Schleich	
ART	OPERATIONS
ART DIRECTOR Tara Chattell	MANAGING DIRECTOR, SALES & MARKETING
ASSOCIATE ART DIRECTORS	Jamie Jefferson
Sheila Britton, Robynne Sangiuliano	jamie.jefferson@ourhomes.ca
DIRECTOR OF PHOTOGRAPHY Jason Hartog	MANAGING DIRECTOR, OPERATIONS
	Georgette McCulloch
PRODUCTION	DIRECTOR OF BUSINESS DEVELOPMENT
PRODUCTION DIRECTOR Lynn Derrick	Christine Puma
	christine.puma@ourhomes.ca
	NATIONAL SALES DIRECTOR
	Amanda Newell
	amanda.newell@ourhomes.ca
	ACCOUNTING Donna Duggan
	ADMINISTRATOR Lisa Merrell

CONTRIBUTORS

Leigh-Ann Allaire Perrault, Brandon Barre, Jason Hartog, Gillian Jackson,
Gina Makkar, Emil Makkar, Kim Masin, Sandy MacKay, Jenelle McCulloch,
Dolores Pian, Melanie Rekola, Yanic Simard, Joyce Turner-Gionet

Advertisements and the content, including photos, of advertisements published within OUR HOMES
magazine are supplied solely by the advertiser and neither the publisher nor OUR HOMES Media
Group Inc. accept responsibility for opinions expressed in advertisements or for copyright issues with
regards to photos, advertising copy and advertisements, nor shall they be held liable thereby. By act
of reading this publication, all advertisers and readers agree to indemnify and hold harmless both
OUR HOMES Media Group Inc., and the publisher thereby. Copyright ©2016 OUR HOMES Media
Group Inc. All rights reserved. Reproduction without permission is prohibited.

OUR HOMES CAN BE FOUND IN THE FOLLOWING MARKETS:

Barrie • Grey Bruce • Hamilton • London • Muskoka • Niagara
• Oakville/Burlington/Mississauga • Ottawa • Peterborough
• Southern Georgian Bay • Region of Waterloo
• Wellington County/Orangeville/Caledon • Windsor • York Region



Photo courtesy of: KAARMA



Courtesy of: TUBS



Photo courtesy of: New Avenue Boutique



Calacatta product courtesy of: Dormio Organic Beds

DIRECTORY

Bowring Home.....905.569.7458
Crescent Hill Gallery.....905.820.2233
Divano Furniture905.607.7747
Dormio Organic Beds905.608.1135
Hearth Manor Fireplaces
& Home Decor905.828.8880
Hearty Furniture905.569.7088
KAARMA905.607.1468
Leclair Family Furniture905.607.3200
Livia Fine Furniture647.557.1299
New Avenue Boutique905.828.2953

Quarry Direct Mississauga...905.820.7300
Rawhide Custom Leather
& Fabric Furniture905.569.9898
Royal LePage Realty Plus905.828.6550
Sofa Country905.501.9718
Sterling House Interiors.....905.820.4111
The Doctor's Office.....905.820.3310
The Paint & Paper Place.....905.607.7966
TUBS905.608.8827
Vin Bon Mississauga West...905.828.4545
Walkers Wine Bar & Grill905.607.3474



TAPESTRY DÉCOR

Rosalia Fazzari of Tapestry Décor and her team will
“bring your home to life”



DESIGN SERVICES • RENOVATIONS • NEW BUILD
PROJECT MANAGEMENT • SPACE PLANNING
CUSTOM DRAPERY, BLINDS, BEDDING AND SHADES
CUSTOM FURNITURE • IN-HOME CONSULTATIONS



416-710-3086 | www.tapestrydecor.ca

editor's note



IT'S ALWAYS A GREAT TIME TO CURL UP with a good book, but winter makes the thought of a book, a cosy chair, a warm blanket and a steaming cup of tea all the more enticing.

When I moved from Mississauga to Burlington, I lost my connection to my book club. I'm a voracious reader, my night table cluttered with books open mid-read. A trip to the bookstore is Christmas and my birthday rolled into one. I start and end each day reading. It's a passion

my husband doesn't understand. He favours jargon-filled books on technology to a narrative on the horrors of the war or getting swept away as a twosome falls in love.

Six months ago, a post on a community Facebook page appeared, asking if people wanted to start a local book club. I jumped at the chance, but I was also hesitant. The book club scene can be a bit like online dating. Over 15 women responded with interest, and most of them were strangers. I love meeting interesting people, but what if we didn't get along? What if they only wanted to sip wine and not read? What if I was the weirdo of the bunch?

The night of our first meeting approached with anticipation. Moments after the group collected, we were deep in conversation (and drinks!), getting to know each other. From mothers and professionals to artisans and teachers, the group comes from all walks of life, and the love of books brought us together.

In the months that followed, we've continued to open our doors and invite each other into our lives. As personalities emerge, it's interesting to hear the distinct takes on the books we read. It's broadened my awareness and understanding. It's made me a better reader.

Since many in the group have literary tastes different from my own, I've devoured books I never would have touched if it weren't for our club. Sharing books with others has allowed me to experience them in a whole new way.

I love my book club ladies. Once a month, we leave our worries at the doorstep and take a break from everyday life. It's a place where we can express thoughts and ideas, we can be silly and serious and we can laugh, talk and eat great food. It's good for the soul. Until next time ladies!

Gina Makkar, Managing Editor
gina.makkar@ourhomes.ca

Follow us @OurHomesMag

online

Get more at ourhomes.ca



Natural Luxury Homes



You can build a custom home...or you can
build a HummingbirdHill Custom Home.
Passionately building luxurious, highly efficient,
healthy homes.



HummingbirdHill

HOMES + CONSTRUCTION

FEATURED ON: HOUSE&HOME HGTV

hummingbirdhillhomes.com

CONTENTS

HOLIDAY/WINTER 2016/17



86



72



28

ON THE COVER

Brian Gluckstein creates a dining room with style. Story, page 50. Photography by Jason Hartog.

46



20

LOCAL FEATURES

- 20 Style Picks** Fantastic finds that will help heat up your interiors.
- 28 Feature Home** A unique floorplan was the start of something beautiful.
- 46 Spotlight** Fall in love again with a reclaimed or repurposed piece.
- 50 Feature** Peek inside the spectacular Oakville show home.
- 60 People** These local folks can help beautify your home.
- 72 Feature Home** Mixed metals give sparkle and glamour to the holidays.

DEPARTMENTS

- 14 Editor's Note**
- 18 Advice** Lighting That Makes A Statement
- 24 Design Ideas** Indoor Spa Retreat
- 38 Decorating** Holiday Style Your Way
- 44 Cooking At Home** Spreads With Bread
- 70 In The Kitchen** Whisk It Up
- 82 Crafty Ideas** DIY Plank Trees
- 84 Double Take** Get This High Impact Look
- 86 Good Taste** Homemade Marshmallows
- 90 Home Resource Directory**
- 92 Focus** All About Shapes
- 94 Finishing Touch** Make Mercury Glass

SAM MCDADI
REAL ESTATE INC., BROKERAGE
MCDADI.COM

NORTH OFFICE:
905.502.1500

SOUTH OFFICE
905.823.1500

DIRECT:
416.801.2400
SAM@MCDADI.COM

Team McDadi
sells a home
every
6 hours.*

In 2015,
we helped
more than
860 families,
which equated
to more than
\$620 million
in real estate!**

*month of May, 2016
** Based on ReDatum stats plus exclusive,
builder and non-treb sales and leases 2015,
both independent and with team



Sam McDadi
BSc., M.B.A.
Sales Representative

Ontario, Canada



mcdadi.ca/511c

Huge 150X474Ft lot on Credit River. Well manicured lot w/ extensive landscaping and gazebo!




mcdadi.ca/2239p

Custom built. Gordon Woods. Approx 6,500 sqft. 5+2 beds, 10 baths. Jatoba hardwood. 6 fireplaces.



mcdadi.ca/1775b

Doulton Estates. Approx 6,588 sqft. 5 bedrooms all w/ ensuite baths! Finished basement w/ bedroom.



mcdadi.ca/1359q

Lorne Park. 4+1 bedrooms, 6 baths. Approx 4,467 sq ft. 111 x 154 premium lot. Finished walkup basement.




mcdadi.ca/1540m

Lorne Park. 4 bedrooms, 5 baths. Designer kitchen. Finished W/O basement. In-ground pool.




mcdadi.ca/483b

Modern approx 6,000 sqft. 4 bedrooms, 6 bathrooms. In sought after Rattray Marsh.




mcdadi.ca/1509g

Lorne Park. Custom built. 90 x 201 ft mature lot. Approx 5,000 sq ft. Finished walkout basement.




mcdadi.ca/668a

Lorne Park. 5+1 bedroom, 6 bath. In-ground pool, hot tub, separate living quarters w/ private entrance.



mcdadi.ca/1228t

Lorne Park. ¾ acre private mature lot. 5,000 sq ft plus. Hardwood. In-ground saltwater pool.




mcdadi.ca/3359c

Erin Mills. Custom 5,500 sq ft home. 5+1 bedrooms, 7 baths. Finished W/O basement.



mcdadi.ca/684b

Lakeview. Modern home. Oversized lot. 4 bedrooms, 5 baths. Finished basement with a theatre room.




mcdadi.ca/361s

Bronte. Custom. Approx 3,800 sqft. 4+1 beds each w/ ensuites. 7 bathrooms.



mcdadi.ca/234w

Custom Built. Spectacular new approx 3800 Sq ft custom built oakville gem. This house won't last!



mcdadi.ca/2202h

5 bedroom home. 3rd floor loft w/ 5th bedroom, sitting area & balcony. Finished basement.



mcdadi.ca/55g

New! Approx 4,400 sqft. Contemporary rebuilt home. Backs on the Weston Golf and Country Club.

Sales Representatives: Abraham Azraq, Alvin Tung, Ben Sadeg, Bill McFarland, Craig Yaffe, Fadi Abou-Chalha, Helen O'Brecht, Isaiah Bayley-Hay, John Athanasios, Julie Jones, Kayla Ie, Leanne Binsell, Lisa Lee, Marcello Marchese, Mark Powell, Marwa Nadir, Maryam Kermani, Marzena Cielciag, Mase Rasti, Michelle Delemos, Mike Azraq, Mona Azraq, Nikita Wallia, Norm Wilkie, Obie Khwaja, Ron Barlay, Sam McDadi, Sara Azraq, Sean Johnny, Shannon Bowen, Sue-Maya Hawass, Tom Gusic, Zaheer Shaw, Zareer Divecha. Brokers: Ashkan Khaleghi, Harry Nanda, Jim Yurchuk, Leonard Howell, Sabrina Nagar.

BEAUTY BY DESIGN

It's winter! No matter what the temperature, our décor ideas will warm up your space.

PHOTOGRAPHY **JASON HARTOG**



1 ACCENTS FOR LIVING

Chandelier

The Rio Orb is a captivating, architectural delight, with wires wrapping and overlapping to form a nest-like shape. Sculpted of wrought iron with a blacksmith finish, this 24-inch piece blends with a variety of décor styles.

243 Speers Rd., Oakville
905.849.8537 | accentsforliving.ca

2 GREENSVILLE SOAPSTONE COMPANY

Counter

Choose soapstone for counters and sinks in a variety of sizes, shapes and finishes. The stone's smooth texture and natural, honed finish lend a timeless elegance and beauty to your home.

4450 Corporate Dr., Unit 2, Burlington
1.888.957.8663 | greensvillesoapstone.com

3 ARTEMANO

Platform Bed

Add a focal point to the bedroom with warmth, beauty and distinctive design. Available in two sizes, the Indra Freeform Bed is handcrafted from exotic Suar wood. No two pieces are alike.

5980 McLaughlin Rd., Unit 5, Mississauga
289.804.3636 | artemano.ca



4 ANDERSON BALFOUR KITCHEN DESIGN INC.

Kitchen Inspiration

Whether you love walnut, maple, granite, stainless steel or slate, Anderson Balfour has the material and the expertise to make your kitchen dreams come true.

129 Lakeshore Rd. E., Unit E, Mississauga
905.274.3900 | andersonbalfour.com

5 BROOMS HEATING & AIR CONDITIONING

Linear Fireplace

Style, warmth and luxury all in one. At 66 and a quarter inches, the Valor L3 Linear Series provides a lovely focal point. Choose from Murano glass or driftwood fuel-bed options.

3440 Fairview St., Burlington
905.634.7701 | broomshvac.ca

6 ARTEMANO

Coffee Table

This modern coffee table combines dark metal and rich Indian mango for a clean, straight-lined design that suits styles from transitional to industrial.

5980 McLaughlin Rd., Unit 5, Mississauga
289.804.3636 | artemano.ca

Continued on page 22

style picks

7



8



9



7 JOSHUA CREEK TRADING FURNITURE & HOME DECOR

Slipcovered Sofa
Sink into comfort. Elegant and timeless, washable sofa covers are designed for everyday living. Available in a variety of sizes and fabrics, customize a piece that's uniquely you.

1029 Speers Rd., Oakville
905.842.3739 | joshuacreekfurniture.com

8 WHITE PEAR STUDIOS INC.

Bench
Give an old piece new life with fresh paint and upholstery. This sweet little bench painted in Graphite Chalk Paint by Annie Sloan is a pretty addition to any room.

119 Kerr St., Oakville
905.582.8318 | whitepearstudios.ca

9 IDEAL HOME DESIGN

Flooring
Large format chevron tiles, Scandinavian wide-plank floors and stone backsplashes paired with quartz countertops are combined for a classic, yet modern look.

6649 Regional Rd. 25, Milton
1.866.864.9998 | idealthomedesign.ca OH

Beautiful Things

My Back Shed

Custom Upholstery • Custom Furniture Painting • Design Services

2359 Lakeshore Road West Oakville, Ontario
905-847-2922 www.mybackshed.com

LOFT DOORS.COM

BARN STYLE DOORS • SLIDING HARDWARE • ACCESSORIES

905-407-LOFT

VISIT OUR SHOWROOM:
1110 HERITAGE RD., UNIT 1, BURLINGTON, ON

NATASHA MELANSON
DESIGNS
HOME INTERIORS FOR EASY LIVING

At Home Interiors for Easy Living we offer decorating and design services that personalize your home, and reflect who you are. From the design concept to completion, Home Interiors for Easy Living prides itself on delivering exceptional service at every level of the design process. Our approach is casual and inviting and we are committed to creating a unique and stylish home for everyday living.

647.515.8534
homeinteriorsforeasyliving@bell.net

SHADES of HOME
Creating Beautiful Window Coverings

Custom Drapery | Blinds & Shades | California Shutters | Motorized Shades | Drapery Hardware

In-store and Shop-at-Home

Hilary Barichello Marie Iannace

OAKVILLE
1200 Speers Rd
905-827-8555

TORONTO
900 Caledonia Rd
416-787-8555

www.shadesofhome.ca

All the Best Brands under one roof.

INDOOR *escape*

STORY **YANIC SIMARD**
PHOTOGRAPHY
GILLIAN JACKSON

With winter arriving, you may find yourself wanting to spend a lot more time indoors – why not spend this time unwinding in an elegant, spa-like bathroom? Borrow some of my favourite design tips from a recent renovation and create your own retreat.



DESIGN TIP: Tucking functional details like the electrical outlet or toilet roll holder between the toilet and vanity puts them effectively out of sight from most viewing angles, for an austere look.



PHOTO: BRANDON BARRE

Mirror Magic

As you enter this room, you pass a custom mirrored sliding door (located next to the tub/shower), hiding a stacked washer and dryer combo. This puts the laundry centre in a functional spot, but without taking away from the aesthetic elegance of the bathroom – in fact, large mirrors can help a space feel more expansive.

Open Eyelines

Other features help give the room a larger feel: glass doors are used for the shower and on the tall custom storage compartment to keep sight lines open. The airy material and colour palette emphasize pale tones and subtle textures, adding interest while maintaining a breezy feel. Using the same inviting wood to create the floating vanity shelves and the sliding door frame adds consistency and a touch of visual warmth.

Bringing the Heat

Two hidden features keep this room feeling cosy all year. A heated floor system (a perfect complement to cool, crisp tile) radiates warmth – a smart way to make a relatively compact space feel ultra-luxe. To top it off, the stylish wall-mounted towel bar is also heated, for that fresh-out-of-the-dryer feeling any time. *Continued on page 26*

Hate Your Kitchen?



**Free
Estimates**

Explore your options:
CandM.ca | 905.637.3331

- 1

Start Fresh with a Custom Kitchen
- OR
- 2

ReStyle your Existing Cabinets
- OR
- 3

Simply ReDoor
(DIY options available)

COXSON - MCINNIS
CUSTOM KITCHENS

INFORMATION & DESIGN CENTRE
3480 FAIRVIEW ST., BURLINGTON

Niche Appeal

Often, one or more of the walls inside a shower will have a large open cavity, free of pipes – space that can be “borrowed” to add a little extra room to the shower via a wall niche. Placing a niche at elbow height will give you a handy place to store essential products and open up the feel of the space just that little bit more, making it a worthwhile upgrade during renovation.

Featured Selections

Although most of the tile in this bathroom is a classic white 12-by-24-inch porcelain plank (which creates a large, almost seamless look), an accent tile was used to make a statement in the shower. This tile was then repeated as the sink backsplash (run wall-to-wall for a sharp look), for a feeling of continuity. Repeating materials at least once is a good way to make any room appear more harmonious.

DESIGN TIP: Bordering an accent tile with an outline of plank tiles (as done in this shower) frames it like artwork and visually connects the materials, rather than taking the accent wall-to-wall. It's a contemporary twist that makes a sophisticated statement.

Bright Answers

Keeping the lighting scheme richly layered is important in any space, even a smaller one like a bathroom. Here, pot lights are used in the shower area (an often overlooked spot for lighting), but the long vanity wall is actually lit with a subtle LED strip tucked into the ceiling. This gives efficient, even lighting in a soft ethereal glow, for a real sense of brightness despite the lack of a window. Thin accent lights flank the medicine cabinet, adding a little task lighting.

Highs & Lows

Not everything has to be a budget buster. Here, a simple and sleek big-box-store vanity serves perfectly, acting as the quiet anchor in a moody grey. Adding an interesting faucet gives it a unique twist, and picks up on the other glass accents in the room. Remember: saving on some pieces and splurging on others always creates more drama than spending moderately across the board.

DESIGN TIP: One of the easiest ways to style your bathroom is to remove clutter, and then store essentials in minimalist containers like glass jars or white boxes. Just be sure to add at least one purely decorative accent like a fresh blossom!



647.222.2234
toulainteriors.com
info@toulainteriors.com



Colour Consultations | Custom Cabinetry Designs | Design Consultation | Floor Plans & Elevations | Finishes & Design Details
Home Renovations | Home Staging | Kitchen & Bath Design | Product Sourcing | Project Management | Space Planning | Window Treatments

Create your own escape at home with these picks.



1. WARMLYOURS: Infinity Towel Warmer, Hardwired with Programmable Timer 2. NOVATTO: Waterfall Lav Faucet with Clear Glass 3. LUNADA BAY TILE: Tommy Bahama 1 x 1 Offset Mosaic in Kangaroo Island 4. CUTLER KITCHEN & BATH: 36-inch, Four-Drawer Boardwalk Vanity

YOUR SOURCE FOR RESIDENTIAL, COMMERCIAL & CUSTOM DECORATIVE HARDWARE
— Exceptional Products Meet Exceptional Service —



1825 Dundas Street East – Unit 7, Mississauga, Ontario
(905) 206-9902 | sales@jrdsupply.com | www.jrdsupply.com

Refined DESIGN

STORY **GINA MAKKAR**
PHOTOGRAPHY **JASON HARTOG**




Effortless style. It's a blend of interesting architecture and smooth transitions. It's the layering of colours and textures. It's bold choices and soft features that dance in perfect harmony.

For Jas and Shelli's Oakville home, an astute sense of style and a little help from a friend blended to create a beautiful interior. *Continued on page 30*



The unique floor plan is what initially drew Jas and Shelli to the home. **LEFT:** Custom touches in the library design elevate the space and make it functional and beautiful. **ABOVE:** Millwork and wallpaper help create an entrance that's fresh and inviting.





No strangers to design, the couple customized two prior homes, their taste evolving with each new project. “We are not indecisive, and we make decisions extremely quickly,” says Jas. “Some may argue too quickly, but we are confident in our tastes and always go back to our first instincts, whether it’s buying a chair or choosing a tile or drapery fabrics, we always go back to our first choice.”

The home that caught their eye was a **Mattamy Homes** build in Oakville; a 4,000 sq. ft. model with a unique floorplan. Early in the build process, they called on friend and designer **Toula Piliouras** of **Toula Interiors**. “We worked with Toula to help guide us based on what we wanted out of this home,” says Jas. “Her cabinetry designs from both an aesthetic and practical use are fantastic. She played a big role in our

family room furniture, which is something we use and appreciate daily.”

Toula enhanced the design process by providing inspirational images, floor plans and helping select furnishings. Together, they narrowed the choices used in the final design. A blend of elements, including walnut finishings, mouldings and wainscoting, helped create a warm, inviting space.

The interior was customized to reflect the fresh, classic, contemporary aesthetic they were after. “Although the home was new, we wanted to ensure that it had the feeling of a space that was liveable and inviting,” says Toula. “I didn’t want it to scream new and untouchable, I wanted it to be sophisticated and polished but welcoming and durable.”

Inside, visitors are greeted with the unique layout. Oversize entrance tiles from Ciot, tone-on-tone wallpaper from **The Paint People** and a polished nickel pendant create a stylish welcome. The living room, dreamed up by Jas and Shelli, layers soft creams and greys. A tufted sofa with rolled arms, gold and marble lamps and panelling add elegance. Walls are opened with banisters to provide unfettered sightlines to the library above and the bar area below.

Step up to the library where custom, floor-to-ceiling built-ins make use of the soaring ceiling height. Hints of walnut warm the space while a chevron area rug adds dimension. The room was designed around an oversize Buddha painting, an anniversary gift from Shelli’s grandmother and late grandfather.

The main level steps down to a chic bar area where argyle zebra cabinetry takes centre stage. File cabinets tuck away to allow the space to serve double duty as a bar or a home office. It’s Jas’s favourite space in the home. “With my technology craziness, it has everything I need from music to TV, to an additional monitor for my laptop all in one space,” he says. The home’s audio, visual and home automation systems were installed by **Oakville Sight & Sound**. “We took inspiration on the gold in the bar at the 11th hour when we were out on the town one night, and with a quick phone call to Toula asking her to change our look, she was able to make it happen.”

Continued on page 32

RIGHT: The bar area radiates with warm neutral and gold hues. It’s a space made for both work and play. **OPPOSITE:** Gold makes a statement in the dining room. Striking lighting, dramatic artwork and a spectacular ceiling create a warm backdrop for entertaining.





In the dining room, Jas and Shelli added a striking arabesque ceiling detail painted in burnished gold. An area rug and artwork from **Andersons** and lighting from **Gerrie Electric** tie into the metallic elements. The window is swathed in soft fabric panels from **The Drape Lady**. A rich dining table flanked by cream chairs from **Sterling House Interiors** softens the space.

Thoughtful elements create cohesiveness throughout. Additional lighting from Union Lighting adds structure and style. Hand-scraped white oak flooring in Baroque from **Modern Flooring** adds warmth, while Berber carpeting softens the stairwell and bedrooms.

The kitchen is one of Shelli's favourite spots. "Family and friends think I'm absolutely crazy having glass fridges, but

I love organizing and keeping the fridges tidy and visually appealing, and especially showcasing our family's healthy eating habits and love for nutritious foods." Light and airy, white cabinetry by **Landmark Kitchen Concepts** is complemented by a maple island and polished chrome drawers. Statuario quartz countertops add sophistication, as does a band of chrome to highlight the elegant range hood.

The kitchen opens to the family room, where a waffle ceiling draws the eye upward. A cast-stone fireplace is flanked by warm walnut built-ins. A geometric rug adds texture, while furnishings from **Gresham House Furniture** provide a cosy place for the family to relax. Just off the hallway, the mudroom provides an organized place for the family to come and go. *Continued on page 34*



ABOVE: Warm maple and sleek chrome blend for a timeless yet contemporary island. Glass fridge doors are the delight of culinary aficionado Shelli.

LEFT: Toulia Piliouras helped her clients conceptualize the finished space from the ground up. **TOP RIGHT:** Hints of chrome throughout the kitchen keep it from feeling stark and white. **TOP, FAR RIGHT:** The mudroom sees plenty of traffic with three children and a dog. **RIGHT:** The family room is an elegant but comfortable space for the family to relax together.





LEFT: A vibrant green-blue and plenty of dolls decorate a little girl's space. **BOTTOM LEFT:** A punch of vibrant pink adds personality. **BOTTOM RIGHT:** Vintage hot air balloons add a touch of whimsy to a baby boy's room.

Plenty of personal touches make the house a home. “We chose a lot of artwork that really resonated with us. We have a painting from Turks and Caicos in our family room that was painted by an artist there,” says Shelli. “It’s our home away from home, so to have this special painting of our favourite beach in our family room is just amazing for us. We love showcasing the kid’s artwork and crafts. It builds their confidence as little artists and reflects our love for family.”

Décor pieces from **Accents for Living** were incorporated throughout. A custom painting in the upper hallway by Burlington artist **Laura Fedorowicz** of **Elle and Kay Design** incorporates some of the family’s favourite colours. “She’s so talented and did an amazing job of bringing our vision to life,” says Shelli. *Continued on page 36*



**WE SEAMLESSLY INTEGRATE
TODAY’S BEST TECHNOLOGY
+ ENTERTAINMENT INTO
ANY SPACE**



**OAKVILLE
SIGHT & SOUND**

**Home Theatres
Home Automation**



**WE’RE FOCUSED ON DESIGN,
DETAILS + DURABILITY**



**WE PUT YOUR HOME AT YOUR
FINGERTIPS + EVERYTHING
WORKING WITH COMPLETE EASE**



**20+ YEARS OF
AWARD-WINNING SERVICE**

**EXPANDED
SHOWROOM & DESIGN CENTRE**



**SEE OUR PROFILE IN THIS ISSUE’S
SOURCE IT SECTION**



feature

Each of the children's rooms spring to life with personality. An upper level laundry room is practical for the busy family. The master bedroom and en suite provide a tranquil backdrop to begin and end each day. From top to bottom, the home is a reflection of the family, from what they love to how they live.

"As loud and crazy as our home can be sometimes with three kids and a barking dog, we love the serenity and calmness of what we have created here," explains Shelli. "There really is no place like home." **OH**



ABOVE: Tranquil blue walls and warm wood on the vanity create a spa-like en suite.
LEFT: Soft textures and hues bring a sense of calm in the master bedroom.
RIGHT: A geometric backsplash adds a little funkiness in the laundry room.





Whether renovating a century home, building an addition or a new custom build, Sedgwick Marshall work with their team of trades to design the home of your dreams from start to finish.

Sedgwick Marshall pride themselves in providing their clients with quality and service they can trust.

905.287.5591
www.sedgwickmarshall.com


Fine Furniture, Art, Accessories & Interior Design Services






love your home

accents for living

NOW IN OAKVILLE!
243 Speers Rd, Oakville 905.849.8537
8 Brock Rd, Guelph 519.822.2929
Monday - Saturday: 10-6 Sunday: 12-5
SHOP ONLINE: www.accentsforliving.ca





decorating



3 holiday styles

RUSTIC CABIN

1. ÀLAMODE HOME: Rejoice Stocking
2. ABBOTT: Small Ski & Poles
3. GRASSLANDS ROAD: Snow Buddies Ornament
4. ABBOTT: Skates Pair Ornament
5. TRANSPAC: Galvanized Metal Christmas Banner
6. ABBOTT: Large Pine Branch with Antler Wreath
7. GRASSLANDS ROAD: 3 Floral Sprigs on Wood Block
8. LUVCAN IMPORTS INC: Birch Garland - 3.2" Star
9. BRUNELLI: Chevreuril Cushion
10. BRUNELLI: Coyote Cushion
11. BRUNELLI: Jingle Bells Sham & Throw
12. VILLEROY & BOCH: Naif Christmas Dinnerware
13. ABBOTT: Enamel Look Mug in Red
14. GRASSLANDS ROAD: Bird Figurines With Hats
15. BALSAM HILL: Galvanized Tree Collar

Continued on page 40



Happy Holidays
from

JOSHUA CREEK TRADING
FURNITURE
& HOME DECOR

1029 Speers Road, Oakville
(Speers & 4th Line) T. 905.842.3739
www.joshuacreekfurniture.com

Solid Wood Bedrooms • Dining • Upholstery • Leather

Visit our 10,000 square foot showroom

decorating



COASTAL

1. ABBOTT: Spouting Whale Ornament
2. BIRCHLANE: Driftwood Star 3. TRANSPAC: Driftwood Starfish Ornament 4. TRANSPAC: Res Silver Coastal Ornament 5. LUVCAN IMPORTS INC: Birch Bark Wrapped Ball 6. EASTERN ACCENTS: Studio 773 Horsey Spa Stocking 7. ABBOTT: Medium Reindeer Head Planter 8. PAVILION GIFT: Holiday Door Stopper 9. DIMOND-HOME: Natural Driftwood Garland 10. LENOX: Brian Gluckstein Clara Aqua Dinnerware 11. ZODAX: Decorative Shell Trees 12. ABBOTT: Large Natural Twig Display Tree 13. JAIPUR LIVING: Seabreeze Throw in Mineral Blue & Birch 14. PARK DESIGNS: Noel Printed 16" Pillow Cover 15. ONE BELLA CASA: Let It Mix & Match Holiday - Ivory Ice Blue Throw Pillows 16. ABBOTT: Large "For Elf Use" Gift Sack 17. EASTERN ACCENTS: Studio 773 Treasure Coast Tree Skirt

Continued on page 42



Budget
Blinds

The Best in Custom Blinds and Window Coverings

Burlington
905-484-3372



Custom soft window treatments part of our Inspired Drapes™ collection from Budget Blinds®. Add a touch of sophisticated elegance in classic styles. Complete the look with our stunning drapery hardware collection and custom blinds, shades or shutters. FREE In-home Consultation*



Your Style
Consultant will
explore styles and
colors with you.



Our expert
measuring ensures
the perfect fit.



Professional
installation means
you don't have to
lift a finger.



Best warranty
in the industry.

WWW.BUDGETBLINDS.COM

*At participating Franchises Only. Inspired Drapes is a trademark of Budget Blinds Inc. and sold exclusively through Budget Blinds. Available through participating franchises only. Each franchise is independently owned and operated. ©2014 Budget Blinds, Inc. All rights reserved. Budget Blinds is a registered trademark of Budget Blinds, Inc. and a Home Franchise Concepts brand.

decorating



MODERN



1. **TRANSPAC:** Feather Garland 2. **ZODAX:** Decorative Star Ornament in Silver 3. **TRANSPAC:** Metal Cutout Tree Ornaments 4. **ABBOTT:** Knit Deer Wall Decor 5. **ALLMODERN:** Vickerman 24" Shatterproof Ball Ornament Christmas Wreath 6. **ZODAX:** Reindeer with Golden Antlers 7. **ZODAX:** Silver Plated Ceramic Stemmed Christmas Trees 8. **GRASSLANDS ROAD:** Gold Monogram Mugs 9. **EASTERN ACCENTS:** Studio 773 Wishing Stocking 10. **GRASSLANDS ROAD:** Reindeer Glasses 11. **BRUNELLI:** Yogi Throw 12. **GRASSLANDS ROAD:** Peace and Joy Pillows 13. **SARO LIFESTYLE:** Jelena Placemat 14. **CANVAS HOME:** Dauville Dinnerware in Gold and Platinum 15. **ABBOTT:** Large "Do Not Shake..." Gift Sack 16. **EASTERN ACCENTS:** Studio 773 Believing Tree Skirt **OH**



Pinkus Interiors

Designing Comfortable Living



Space Planning • Full Service Interior Design • Kitchen, Bathroom, Basement Renovations
Furniture • Window & Wall Treatments • Colour Consultations • Redesign Your Home



905.523.9835

www.pinkusinteriors.com | brenda@pinkusinteriors.com

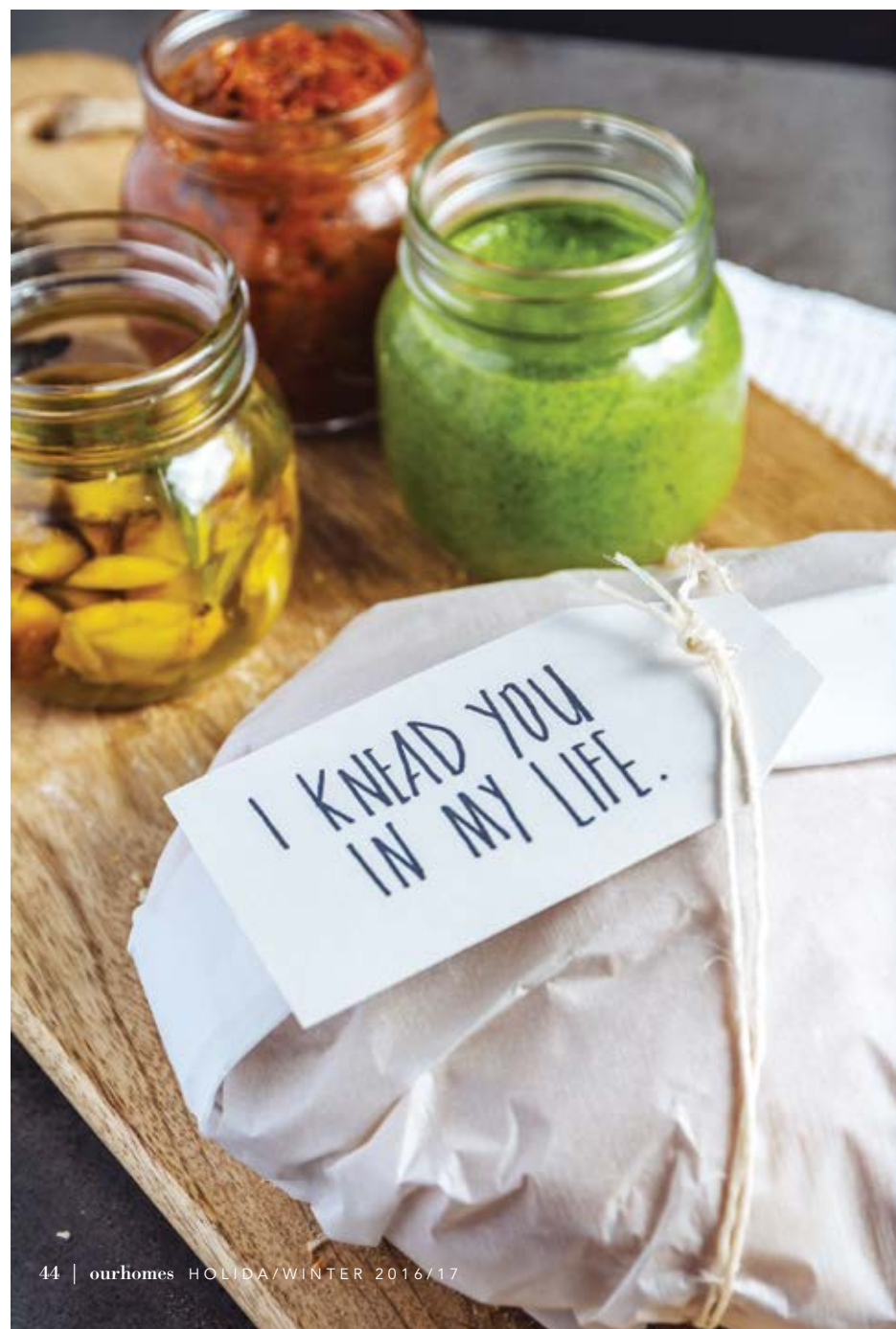
www.houzz.com/pro/bpinkus

cooking at home

NO-KNEAD BREAD and spreads

RECIPES AND PHOTOS **JENELLE MCCULLOCH**

Trust us – you and your guests knead these spreads at your next party!



no-knead bread

INGREDIENTS

3 cups all-purpose flour

½ tsp instant yeast

1½ tsp salt

1½ cups water

- In a large bowl, mix together flour, yeast and salt. Add water and stir with a wooden spoon until combined. The dough will be wet and shaggy looking – this is ok.
- Cover with plastic wrap and let sit for 12 to 18 hours or overnight to rise at room temperature. The risen dough is bubbly and double in size.
- Set oven to 450°F and place a cast-iron pot with lid in the oven to preheat for 30 minutes.
- Meanwhile, turn dough onto a well-floured board and shape into a ball.
- Transfer the dough to a sheet of parchment paper, dust with more flour, cover with plastic wrap and let rise for another 30 minutes.
- Transfer the ball and the parchment paper to the preheated cast iron pot, cover and bake for 30 minutes.
- Remove lid and bake an additional 10 to 15 minutes or until golden brown.
- Remove from oven and allow to cool. Remove from pot, peel parchment and serve.

online

Get more recipes at
ourhomes.ca/mag/cook

spreads

SAVOURY TOMATO BACON JAM

INGREDIENTS

(Makes 3 half-pint jars)

1 pound bacon, chopped

1 large white onion,
finely chopped

1 pound roma
tomatoes, chopped

¼ cup brown sugar

1 tsp paprika

¼ tsp chili flakes

1 Tbsp apple cider vinegar

Salt and pepper to taste

- Cook bacon over medium heat in a large pot until brown.
- Transfer bacon to a bowl lined with paper towel.
- Discard all but three tablespoons of oil from pot.
- Add onions and cook until translucent, about 4 to 6 minutes.
- Add bacon and the remaining ingredients back to the pot.
- Increase heat slightly and bring to a boil, then lower to simmer and cook for approximately 1 hour or until spread is the consistency of jam.
- Cool, spoon into sterilized jars and close with sterilized lids. Refrigerate and use within one week or preserve by canning. Go to bernardin.ca/stepbystep.htm for instructions.



SPINACH & WALNUT PESTO

INGREDIENTS

(Makes 1 half-pint jar)

About 3 cups of spinach

¼ cup walnuts

2 cloves garlic

¼ cup grated
parmesan cheese

¼ cup olive oil

- In a food processor, add spinach, walnuts, garlic and cheese. Pulse to chop and incorporate all ingredients.
- With the food processor running, slowly drizzle in olive oil.
- Spoon spread into sterilized jar with lid. Refrigerate and consume within one week.

ROASTED GARLIC OIL

INGREDIENTS

(Makes 1 half-pint jar)


2 whole garlic bulbs

¼ cup olive oil

Fresh rosemary and thyme

Salt and pepper

- Preheat oven to 400°F.
- Slice off the narrow top of the garlic bulb to expose the cloves of garlic inside.
- Place on tinfoil, drizzle with olive oil and season with salt and pepper. Wrap garlic in foil and roast for 20 to 25 minutes until soft.
- Remove from oven and let cool completely. Peel away the skin of the garlic to expose the cloves or squeeze the bulb to push the cloves out.
- Add the roasted garlic, herbs, salt and pepper to a small sterilized jar, cover with olive oil and close with a lid.
- To serve, place a clove on a slice of bread, mash and spread.
- Consume immediately and do not refrigerate.



BUILDING THE FUTURE. TOGETHER.



Oakville Office

565 Chartwell Road, Oakville
905.338.7230

Toronto Office

206 Dupont Street, Toronto
416.934.9997

www.whitehallhomes.ca



ONE-OF-A-KIND FINDS

STORY **JOYCE TURNER-GIONET** | PHOTOGRAPHY **JASON HARTOG**

THE PLACE: “Everything at **The Millionaire’s Daughter** has its own little story, gathered through the years,” says Maureen Barnes, owner of this mid-to-high-end furniture and décor consignment shop. In fact, they’re never-ending stories. The store sells the equivalent of seven homes of furniture weekly. As customers take items home, new items arrive and the stories evolve. Inventory is refreshed regularly, but not everything is a candidate for consignment. As any millionaire’s daughter knows, value counts – only the best pieces win a place on the store floor, selling at a third of what they’d cost in a regular retail store.



THE STYLE: Modern! Vintage! Antique! Brand new! It’s all here. “It constantly amazes me how our staff pull it all together to stage the most beautiful, eclectic store vignettes that incorporate china, glassware, furnishings and accessories to a theme,” says Jacky Bernier, the store’s Social Media Marketing Manager. She blogs about it all and showcases new items on the website the day they arrive.



Maureen Barnes

THE FINDS: Where do these glorious finds come from? They’re culled from private and model homes, estate sales, high-end design studios and retail close-outs. Maureen has an eye for style, a nose for value and a head for business. Her fourth store opened recently in Kitchener. She named the business in honour of her father, Albert Van Impe. He and his brother owned a popular chain of restaurants called The Millionaire’s Drive-In during the 1960s and ’70s.

WHAT’S HOT: Mid-century modern is big – bar carts, credenzas, tables and teak sofas, often already reupholstered on trend. Rich solid-wood harvest dining tables are sought after. Looking for unique? How about a vintage hot dog stand or Indonesian wedding bed? Chances are, you’ll find them here. Truth is, every item is hot because typically, it’s one-of-a-kind.



FAVOURITES: The store itself gets the honour – it’s a favourite with a loyal clientele. Clients drop in weekly to buy or browse. Who are the clients? Anyone who wants high quality without the high price.

CONSIGN: What can you consign? How do you consign? When do you get paid? It’s all spelled out on the website. The Millionaire’s Daughter also hosts workshops on how to refresh old pieces.

WHERE: 427 Speers Rd., Oakville
289.837.3800
themillionairesdaughter.com **OH**



ARCHITECTURAL DESIGN CUSTOM HOMES RENOVATIONS VACATION HOMES

davidsmalldesigns.com | 905.271.9100
Best of houzz 2016

DAVID
SMALL
DESIGNS

the DREAM TEAM

14 REASONS YOU'LL LOVE THIS YEAR'S LOTTERY HOME

STORY **JOYCE TURNER-GIONET**
PHOTOGRAPHY **JASON HARTOG**

Another winner! Designer Brian Gluckstein and Carlos Jardino, owner of PCM Project & Construction Management Inc., were behind this year's Princess Margaret Cancer Centre Welcome Home Lottery home in Oakville.

Despite their schedules, the two carved out time to chat about seven elements they're particularly proud of in this 7,500 sq. ft. show home.

Carlos's take on the build

1 It takes a village: I'm most proud of our suppliers. They help Brian and me make this happen every year. Without their support, we couldn't go to the extent we do. We tell them, 'this is what we want and this is the budget.' From that Volkswagen budget, they help us build a Bentley.

2 Like minds: I like working with a designer who can make quick decisions. We completed the job in five months. Brian knows that, like design, building is about layering. If you miss or skip a layer, it's not only expensive, it throws off the schedule.

3 Extraordinary structure: This year, we set a record, 2,300 visitors in one day. The structure must support the weight of hundreds of visitors at a time. Properly maintained, this could be a heritage house eventually. It's built to last.

4 Distinctive shape: The house is long and narrow, it's not a box. I love that. It makes for a nice front elevation and inspired Brian to create courtyards. The Doric entrance columns and eclectic mix of windows from Del Windows & Doors add grandeur.



5 Luxurious landscaping: Beautiful and low maintenance, it leaves time to enjoy the concrete Gib-san Pool. SBK always makes magic, says Carlos, referring to the flowing series of outdoor spaces by Strybos Barron King Ltd.

6 Creative cabinetry and tile work: In a lottery home, because of tight budgets, the cabinetmaker always has to make the largest stretch. Take the kitchen. The cabinetry work and finishing details are sensational – they should cost two to three times as much – but PM Fine Cabinetry Ltd. comes through for the cause every year. The glossy Provence Dark Grey backsplash and hood tiles were sourced from Deco-Tile Inc. The sleek edge on the superwhite quartzite island is by Bevelled Edge Marble and Granite Inc. *Continued on page 52*

Brian's tip: Varying ceiling height in rooms adds dramatic interest and creates atmosphere.



Brian's tip: Layering gives soul to a space.



7

Solving the setbacks: Every build has its challenges, but with a short timeline, you don't want big surprises. Digging down for the sunken family room, PCM hit solid rock. We couldn't excavate as deep as we wanted and had to chisel, but you don't know this until you start digging.

Brian dishes on the design

8 A youthful theme: Brian says it's a home for entertaining. While elements like panelling, moulding and arched windows complement the traditional exterior, the inside presents a youthful urban profile. Timeless plays beautifully with trend. Classic foundation pieces and neutral flooring are the backdrop for energetic pops of colour, chic patterns and attention-grabbing textures.



PHOTO: NAOMI FINLAY

9 Sensational sightlines: Rooms are defined, but the spaces are connected and you can see from room to room, says Brian. There's a lovely, livable flow derived from the home's long, narrow façade. Brian resisted a grand foyer. As you enter, you look down into the great room. The key word is "down." Lowering the room a few steps keeps spaces connected but preserves individual room character.

10 Luscious layering: The living room's monochromatic grey and cream palette was suffused with vitality through layering – patterned toss cushions, fringed cashmere throws, wood elements and accessories.

Continued on page 54



Brian's tip: Add a warm focal point and extend the season with a two-sided fireplace.



11 **Colour wow:** Brian says that colour is the easiest way to define spaces and add drama. The home's on-trend accent colours are indigo blue, turquoise, copper and subtle variations on orange. The family room's blue/green Omexco grass cloth wallpaper from Metro Wall Coverings delivers drama in spades.

12 **Classic courtyards:** Courtyards are a special feature this year. There's nothing worse than a long wall of house. Adding courtyards broke up the elevation and allowed additional windows to brighten interior spaces. In suburban backyards, sitting on your deck often puts you in full view of neighbours. Cut in a little alcove and you have instant privacy, says Brian. *Continued on page 56*

Brian's tip: Paint walls and trim the same colour to add drama and accentuate ceiling height.



feature



Brian's tip: Don't think of hallways as pass-through spaces, make them work. The upstairs hallway's benches, table and games make it an inviting space for kids to play.

13 Sanctuary spaces: "I like masters to be soft and light or cosy, dark and moody," says Brian. Courtesy of large windows, this one's soft and light. Benjamin Moore's White Stone on the walls, the sleek Davenport espresso bed, night tables from the Gluckstein Home Collection and geometric-pattern bedding from Brian's Savoy Bedding Collection lend an upscale hotel feel. In the en suite, gleaming quartz floors and linen wall coverings pick up the bright theme. "The curved wall is a lovely architectural detail that worked with the roofline and the dormer is a strong sightline that draws you in from the hallway," says Brian. *Continued on page 58*



Brian's tip: The master should be a retreat from life's frenetic pace. Make this your starting thought as you design.



feature



14 **At home with imagination:** With an arts and craft room, games lounge and a music lounge with a curtained stage, the lower level is a bright, creative, youthful space.

“So, why do you keep doing this?” Carlos is asked. “Princess Margaret Cancer Centre keeps doing cancer research, so PCM keeps building the houses,” he responds. Brian echoes the sentiment, “We need to help raise funds for the important cancer research that Princess Margaret Cancer Centre does.” Each year, it’s a show home worth seeing and a cause worth supporting. **OH**

For a list of suppliers please visit: princessmargaretlotto.com/pdf/grand_sourceGuide.pdf

Brian’s tip: Create dedicated spaces that give reign to imagination. It’s important for children.

“Changing your house into a home”

Visit our Design & Decorating Showroom
Please call for an appointment



25-2861 Sherwood Heights Drive
Oakville ON L6J 7K1
info@parsonsinteriors.com
www.parsonsinteriors.com



Watts Current Inc.

Enhance Your Indoor Spaces



— Come See Our New Selection of Furniture & Home Accents —

HOME TO love

Renovating
or decorating,
the experts
make it easy.

PHOTOGRAPHY
JASON HARTOG



LISA BARSONY

My Back Shed

What makes My Back Shed unique? We love all things French country. The old-world patina and beautiful details of a chipped, painted piece are things we look for when sourcing new, interesting items that will complement the elegant, casual style of the store. If you want to give an old piece new life, our painting and upholstery services can transform a treasured piece with a new paint finish or beautiful fabric.

What's hot in store? Pink! We are obsessed with soft blush. Most people don't realize it's a neutral that goes nicely with most colours. We love it paired with cream and gold for a subtle, feminine look.

Favourite piece in your home? A pair of gorgeous French chairs. I love them so much that I use them in most of my advertising. The fabric is faded and they aren't that comfortable, but they are so pretty I can't bring myself to change them in any way.

GABRIELE COLE

Crescent Hill Gallery

What's new at Crescent Hill Gallery?

We pride ourselves on showcasing talented Canadian artists. On November 12th, we introduced four new artists at our Fall Group Show. We are especially excited to be the first to display the work of Mississauga artist John Lightfoot, whose bright urban scenes are completely new to the gallery's aesthetic.

What should clients consider when purchasing a piece of art? The work you collect will become part of your family and move with you to a new home, so make sure the piece chosen evokes a special meaning for you. Appreciation in value should not be your objective, as the art market is quite fickle.

Why purchase art from a gallery?

The gallery owner has over 30 years of experience, and I hold a Master's Degree in art history. Together, we select works for their sophistication, technique and interest. We will also take care of the big stuff, from finding new artists that our clients will love to installing the work for them! *Continued on page 62*





JEFF COLLINS

Loft Doors

What does Loft Doors offer clients?

Custom-built sliding doors, handmade furniture, home décor items, accent pieces, rustic fireplace mantels and sliding door hardware. We offer budget-friendly solutions with short lead times.

How is Loft Doors unique? We carry a full line-up of sliding hardware for regular doors, pocket doors and curved wall applications. Our custom-built furniture fits perfectly in any space. Everything is handmade in-house. We do our best to keep lead times short so you are not waiting forever to complete the finishing touches on your project. We also offer design services to ensure you achieve the look you want. We help with colour choice, sizing and material selection.

What's trending right now? I think the upcoming trends will lean toward functional pieces of art. Non-traditional, one-of-a-kind pieces that speak to individual personality. Funky, bold colours that incorporate materials such as leather, metals, denim and more.

ANDREW PARKER

Par-Tek Construction

Specialty: Par-Tek specializes in improving people's homes, and, through thoughtful design, their lives.

What makes Par-Tek unique? We have a different, transparent process. We sit with our clients, listen to their needs and then assemble detailed pricing of their wish list. We help streamline the list to a level that works for them. Then, we design and build to that budget.

Most unusual/favourite project? One that will always stand out is a design/build in Mississauga. The project was a second floor addition to a side split. We removed the dated aluminum siding, added plywood sheathing and wrapped the entire home in stucco. Construction was limited to two-and-a-half months! In three days, we craned off the roof and lifted and installed the wall sections. We lifted the roof trusses and sheathing and installed shingles and windows. We then proceeded in a more normal fashion to apply quality finishes to the interior. *Continued on page 64*



LIZ MARTIN
Hearth Manor

Tell us about your business:
With over 35 years in the fireplace business, we're known for our expertise. From fireplace design to installation, we do it all. We're committed to offering quality products, whether it's a gas fireplace, wood or electric fireplace, accessories, furniture or home décor.

What's new at Hearth Manor?
We've doubled our space! Our expanded showroom features more fireplaces, mantels, accessories and furniture. Come see us.

What's trending right now?
Linear fireplaces add a fresh look. Many opt to upgrade to a fireplace that's more realistic-looking and suits their style. Millwork, including built-ins, are popular. Hearth Manor specializes in custom millwork, and clients love the way it gives the fireplace a finished look and provides extra storage for books or décor items. Each project is designed and built to suit each client's needs. *Continued on page 66*





MAKS Iron Art
Maks General Contracting Ltd.



*Where Imagination Blends with Craftsmanship
Unique Masterpieces are Created*

Specializing in Hand Forged Iron Art
Interior/Exterior Railings • Gates & Fences
Balconies & Door Screens • Furniture & Accessories

905.849.9329
Visit Our Showroom:
#20-427 Speers Road, Oakville | www.maksiron.ca

LIVIA DRENNAN | INTERIOR DESIGN

YOUR *Story* BY DESIGN



As an interior design lover and True Colour Expert™, my passion is to make the world a more beautiful place by inspiring you to change your home into a sanctuary reflecting your style and unique personality.

905.484.0279
www.liviadrennan.com



vinylbilt
WINDOWS & DOORS
BILT BETTER

saleAbrating 18 years in Oakville

trust in
Oakville's oldest
window store

905.827.3331
fasada.ca

fasada
WINDOWS • DOORS • COVERINGS
Since 1999

IN SUPPORT OF
SickKids
FOUNDATION

BBB
ACCREDITED BUSINESS

corner of Bronte Rd
& Dundas, Oakville



WHITE PEAR STUDIOS



Painted Furniture • Home Accents and Decor • Chalk Paint™ by Annie Sloan
Chalk Paint™ Workshops • General Finishes Stains and Topcoats
Efex Furniture Appliques • Stencils • Custom Furniture Painting

Visit our website at: whitepearstudios.ca
119 Kerr Street, Oakville | 905.582.8318

BRENDA PINKUS

Pinkus Interiors

What makes Pinkus Interiors unique? We offer a wide range of design services, from colour consultation to space planning. From renovations to product procurement, installations and accessorizing, we aim to make it a stress-free, enjoyable process.

What's your design philosophy? It's important to determine each client's needs and wishes and work within those parameters to achieve their idea of comfortable living. A professional can help get a clear idea what you really love, and what comfortable means to you so that time, energy and money are spent on what matters most.

Every good design should have? A comprehensive plan to avoid costly mistakes. Whether you have no idea how to begin, you have an idea but don't know how to pull it together, or you simply don't have the time to execute the ideas, a professional can help achieve that end result.

Continued on page 68



Invest in Quality!

Not in Mass Production

Reupholstering • Headboards • Refinishing
Designer Fabrics • Throw Pillows

Before After

TIMOROUS BEASTIES SAMPLES HAVE ARRIVED!

JU
JENSO UPHOLSTERING
BRINGING HOME VALUE

242 Kerr St., Oakville, ON
P: 905.842.2778 F: 905.842.4617
njeffers@jensoupholstery.com
www.jensoupholstery.com

saleAbrating 18 years in Oakville

trust in
Oakville's oldest
window store

905.827.3331
fasada.ca

fasada
WINDOWS - DOORS - COVERINGS
Since 1999

IN SUPPORT OF
SickKids
FOUNDATION

BBB
ACCREDITED BUSINESS

corner of Bronte Rd
& Dundas, Oakville

SOFA country

Custom Upholstery

Specializing in:
Recovery of Sofa/Chairs • Foam Replacement • Sofa Repairs
Custom Sofas • Patio Cushions

2575 Dundas St., West Unit 26 | www.sofacountry.ca | 905.569.3076

66 | ourhomes HOLIDAY/WINTER 2016/17

JACKIE
CONNOLLY
Parsons Interiors

What is your specialty?
Parsons Interiors offers a full range of design services. We'll work with you from design concept to completion, whether you're planning a complete custom redesign or simply adding finishing touches to transform a room. We specialize in the selection of drapery and soft furnishings – elements that add texture and dimension. Let us help you create a unique space that you'll love to come home to.

What makes Parsons Interiors unique? Our furniture boutique allows clients to come in and see pieces in person. They have the opportunity to touch, sit and get the feel of fabrics and finishes. They can assess the scale of a piece and determine how it might work in their space, allowing them to make a more informed decision.

Every home should have?
A quality, comfortable family room sofa. Not only will it look beautiful, it will last for years to come. **OH**

See our directory for contact information.








Tis the Season

Let Us Stage Your Home for the Holidays!

Home Staging • Vacant Properties • Furniture & Accessories Rentals
Interior Decorating • Colour Consultation • Investor Property Showcasing




647.274.6415
info@soldbystyle.ca | www.soldbystyle.ca




IDEAL

HOME DESIGN



Designed With Passion • Built With Pride

Kitchens • Bathrooms • Additions • New Home Build • Hardwood • Tiles
Carpet • Natural Stone • Stone Veneer • Granite & Quartz Counter Tops



905.864.0808
Visit Our Showroom
6649 Regional Road 25, Milton, ON L9T 2X5
www.idealhomedesign.ca





saleAbrating 18 years in Oakville

trust in
Oakville's oldest
window store

905.827.3331
fasada.ca

fasada
WINDOWS • DOORS • COVERINGS
Since 1999


IN SUPPORT OF
 

corner of Bronte Rd & Dundas, Oakville

ARTEFACTS

salvage & design

Architectural Relics / Custom Furnishings



Over 30 years offering the best in architectural salvage and its creative reuse.
Pieces as individual as their owners.

519 664-3760 St Jacobs artefacts.ca

in the kitchen

Whisk-y BUSINESS

STORY **KIM MASIN**

A whisk is a staple tool for any chef or baker, but which whisk is the right one for the task at hand?

The variations, shapes and uses are many. Our guide will fix the mix-ups so your sauce is thicker, your cream is creamier and your egg whites reach the thickest peaks.

The most popular material for a whisk is wire, however, there are wooden whisks and silicone-coated variations in different shapes and forms, each serving a specific function. Silicone-coated whisks are made of wire coated with heatproof silicone, perfect for non-stick pans.

Balloon Whisk

Dubbed the balloon due to its shape, this is one of the most popular types of whisks. Amazingly, the balloon is made from eight or more flexible wires joined at the ends and attached to a handle. It comes in a number of sizes, from tiny to quite large. Wide uses for this type of whisk make it the most sought after for beating eggs, creating meringues and whipping cream into a thick delight.

SHOWN HERE
TOVOLO: Stainless Steel 11" Whip Whisk



French Whisk

This whisk is similar to the balloon, however its shape is longer and more cylindrical and the series of flexible wires overlap each other to then join together at the handle. Chefs prefer this tool for mixing sauces or for combining ingredients in a deeper pan to access the sides and edges. The flexible wires are preferred when cooking with liquids to create thicker sauces and custards.

SHOWN HERE
BEST MANUFACTURERS, INC.:
10" French Whip with Red Wood Handle



Flat Whisk

Also commonly called a roux whisk, used when cooking flour and fat to thicken sauces. There are fewer loops than you'd expect in a whisk, but they lie flat, rendering the orientation uniquely suited to stirring in shallow pans to create sauces and rid the creation of any unwanted lumps.

SHOWN HERE
OXO: Good Grips Flat Whisk



Spiral Whisk

This type of coil whisk with a slightly angled head is a bit of a luxury purchase, but was specifically designed to make constant contact in a pan or bowl to ensure even mixing and prevent scorching or lumps. This is the perfect tool for smooth vinaigrettes, or for incorporating liquids into a roux.

SHOWN HERE
RÖSLE: Spiral Whisk



Ball Whisk

Fans of the ball whisk claim the lack of the typical whisk loops makes it easier to clean, and allows for quicker and better aeration. The quick aeration makes it a preferred choice for whipping egg whites into the ultimate meringue. Pastry chefs also use this to make elaborate spun-sugar decorations for dessert toppings.

SHOWN HERE
WMF: Flexi Whisk Profi Plus 27 cm



Coil Whisk

This type of whisk is characterized by its one single wire, which spirals into a round shape. Unlike other whisks, which are stirred around the bowl to aerate liquids, this type remains stationary in the bowl, and is pumped up and down. Not to confuse things, but sometimes this is also called a spiral whisk, too. Used to incorporate liquid ingredients, especially in a deep vessel.

SHOWN HERE
WMF: Twirl Whisk Profi Plus 25 cm



Dough Whisk

The strange triple-loop shape and strength of this whisk is best used to lightly blend mixtures like batters, fruit fillings and muffin batters without overworking the mixture or breaking down the fruit. It can also be used to bring together yeasted pizza dough without all of that sticky mess on a spoon or spatula. **OH**

SHOWN HERE
HIC, HAROLD IMPORT CO.:
Mrs. Anderson's 12" Baking Dough Whisk



Stonecroft
By Carey Homes



PERFECT
the art of
LIVING

Open-Concept Bungalow Designs FROM THE LOW \$500's



A Complete Community in Quaint New Hamburg

Stonecroft truly is a community within a community

Whether you enjoy indoor or outdoor activities, Stonecroft has something for you and is the ideal home for the social and active adult.

- Walking distance to local shopping
- 15 minutes to Kitchener/Waterloo and Stratford
- 15 minutes to the Ira Needles Boardwalk big box shopping centres
- Exclusive resident activities including golf, hiking clubs, billiards, fitness activities, travel club, crafting and card leagues
- 18,000 sq. ft. Rec. Centre
- 5kms of landscaped walking trails within Stonecroft

Model Home Open 7 Days a Week in New Hamburg:

12 Amberdale | 12:00 - 5:00pm | 519.662.6621
stonecroftsales@careyhomes.ca | stonecroftnewhamburg.ca



HunterDouglas Gallery



sale **Abrating** 18 years in Oakville

Silhouette Shown

trust in
Oakville's
oldest
window store

905.827.3331
fasada.ca

fasada

WINDOWS - DOORS - COVERINGS
Since 1999



corner of Bronte Rd
& Dundas, Oakville

Fine Oak Things

Sleep Easy in Your New Solid Wood Bedroom Set
Customize Your Future Family Heirlooms at Fine Oak Things



- Beautifully Crafted by Mennonite Builders
- Styled For Today; Constructed For Life

43 Main Street South
Campbellville, Milton ON
(South of the 401 on Guelph Line)
905.854.0649

Fine Oak Things
www.fineoakthings.com



Standing: Carolyn Swinden
Seated: Patricia Zwolak,
Jennifer Rose Merlocco.



feature

Mixed metals, sparkle and glamour. That was the holiday theme dreamed up by **Patricia Zwolak**, owner of **Erin Mills Paint & Décor Centre**. Patricia, along with team members Carolyn Swinden and Jennifer Rose Merlocco, transformed the home of Jim and Kelley into a glamorous holiday space. It was the fan-favourite home on last year's Mississauga Holiday House Tour, organized by Deborah Lalande of Bleu Venue Events.



The home's transitional style made it easy to incorporate the theme, the holiday décor blending effortlessly into the already lovely aesthetic. The team blended warm and cool metals with hints of sparkle and glamour for an overall effect that they like to call *'Twas The House That Sparkled*. The sophisticated palette incorporated fresh, cool white with layers of copper, champagne and metallic finishes. The result was casual and elegant, with an aura of holiday magic and wintry wonder.

The entryway was made welcoming with holiday greenery. Oversize ornaments hanging in the portico added a festive touch. Inside, the foyer was transformed into a winter wonderland. Jennifer created greenery to adorn the circular staircase with boughs, twigs and sparkling bows. The natural elements helped bring a little of the outside in.

Continued on page 76

RIGHT: The living room was a more formal affair, set to enjoy cocktails and candlelight. **BELOW:** A white tree created a show-stopping focal point in the formal living room. **BOTTOM RIGHT:** Incorporating ornaments into holiday décor is inexpensive but impactful. **OPPOSITE, BOTTOM:** The centre hallway table glimmers silver and gold when awash with light from the lovely glass front doors. **TOP:** A pretty mirrored gold hallway table is made festive with pinecones.





The home's black and white tiles and crisp white wainscoting give the hallway timeless appeal. A large silver vase with twigs on the circular hall table provided a dramatic focal point. Gold and silver branches, pine cones and ornaments were thoughtfully arranged to add texture and dimension, and nutcrackers and a vintage Santa completed the look.

To the right, a formal living room was made festive for the season. A spectacular tree adorned in white provided a striking, opulent focal point. Laden with swags of greenery, the mantel glowed with silver trees and reindeer. The sheen of the metallic finishes sparkled in the tree light, and the effect was magical. Vessels filled with ornaments, candles and stylish throw pillows completed the space. The room was made lovely but still liveable, a great space to entertain and sip cocktails.

The dining room brimmed with warmth and personality. An array of accessories worked effortlessly in this dining room, picking up the metallic hues in the lighting and the organic elements in the artwork from **Crescent Hill Gallery**. Large votive holders threw light to create a sparkling backdrop down the centre of the dining table. Whimsical reindeer napkins atop gilded place settings by Crate & Barrel completed the look. *Continued on page 78*

The dining room table is adorned for an enchanting holiday evening. Candles flicker and cast a warm honey-toned glow to the silvers and golds.



C&G SOLID WOOD FURNITURE CO.

Local  Quality Craftsmanship
Styles to Suit Every Room and Every Home.

434 Beaverdale Rd., Cambridge 40 Bruce St. S., Thornbury
519.658.2540 226.665.8000
cgsolidwoodfurniture.com

Your Generator Experts *Since 2002*
Canada's #1 Generac Dealer in 2014



Be ready for El Niño Storms!

Had enough of the Inconveniences of Power Outages?

Our Automatic Standby Generator will give you:

- Internet Access
- Fully Charged Cell Phones
- Heating & Cooling in Your Home
- Functioning TV's, Fridges & Freezers

FREE In Home Estimates • **FREE** 7 Year Extended Warranty
Financing Available

416.785.5920
www.torontogenerators.com

GENERAC | **Toronto GENERATORS**

 **Now Available at QSI**
Martin Wood Windows & Doors
simply...Masterpieces



Solid Wood Doors available with Exterior Metal Cladding

QSI 
HOMEComfort

Quality • Service • Installations
Serving the Golden Horseshoe...Since 1976
1-866-575-8078
qsiwindows.com

windows doors sunrooms patio awnings

BALUSTERS
Styles Pre-finished Balusters

- Browse our collection to choose the style that you like!
- Traditional look in steel or contemporary vibe in stainless steel
- Available in a variety of powder-coated finishes
- Wide selection of accessories
- Suitable for staircase or landing

Make a statement with your interior railing!



e euro ARCHITECTURAL COMPONENTS
A DIVISION OF EURO ORNAMENTAL FORGINGS INC.
1.800.465.7143 • www.euroeac.com



O Christmas tree. In the family room, a more traditional take on holiday trimmings includes Father Time, cosy throws, rustic sleds, glimmering reindeer and stockings hung in the hopes that St. Nick might pay a visit.

Though each room conveyed its own unique sense of style, the overall look and feel of the theme blended seamlessly. The team tackled the styling room by room, with thought to how the family lived and used their space. "In the family room, we used a bigger tree, because they spend most of their time there," says Patricia. A striking window treatment incorporated delicate hanging ornaments. Blankets and pillows added warmth.

White fur stockings, a refreshing take on tradition, echo the white elements throughout. The built-in cabinetry brimmed with whimsical additions, from snow globes and pine cones to oversize ornaments and reindeer. "The family room had a more casual feel," says Patricia. "It was cosy and relaxed but still upscale. It was warm and inviting and said 'come in and stay awhile.' Even the scent we had burning created that cosy feeling of staying and having a hot chocolate."

Both beautiful and practical, an array of sweets arranged in a variety of vessels were artfully placed on the island in the kitchen. The design incorporated rustic touches throughout, from the pine cones in the exterior trees to the birch bark candle holders on the dining table and the boughs on the staircase. *Continued on page 80*




On now until the end of the year: our annual fall group show & holiday miniature exhibit



Braul



Bingham



Skantzos




Tkachenko



Hawkins



Pasagic



Karavos



Thai



Eventov

crescent hill gallery

Original Fine Art - Framing - At Home & Office Consultations
Professional Installation - Worldwide Delivery

Open Daily.
2575 Dundas Street West
Mississauga, Ontario
Toll Free: 1.866.288.6088
www.crescenthill.com

feature



RIGHT: A great way to add a touch of festive flair to the kitchen is with a candy bar! Here, the designers kept to a white theme for a monochromatic look. **BELOW:** Simple trees in varying sizes add a touch of cheer to the kitchen dinette.



“We wanted the overall look to be easy to do,” Patricia says. “It didn’t look like a staged home. It was very comfortable, even though there was a lot of glitter involved. Anyone could walk into any room for holiday inspiration.”

Jim and Kelley say they couldn’t have imagined the breathtaking transformation by Patricia and her team. “Our home was so inviting and elegant for entertaining, and yet comfortably festive for everyday living,” says Kelley. “We spent lots of time in each gorgeous room with family and friends, making our holidays feel extra special.”

Known for quality paint, the team at Erin Mills Paint & Décor Centre offers much more to clients. A full service decorating and design company, they also provide colour consultations, home staging, and custom furniture and window treatments. Need a redesign but don’t know where to start? Want to maximize space or hang art? Simply want to glam it up for the holidays? Patricia and her team can help you make a statement.

It’s easy to see why the home earned the title of fan favourite. There was something for everyone, no matter what their style. “We didn’t want it to feel unrealistic,” says Patricia. “You don’t have to go to high-end stores, but you can still get a high-end look.”

A classic blend of old and new, Jim and Kelley’s home evokes the spirit of the holidays. It’s a look that can be enjoyed for years to come. **OH**

BMG BEYOND MARBLE & GRANITE INC.

NEW! NOW AVAILABLE!!

ManStone Quartz

QUARTZ & GRANITE COUNTERTOPS

FROM **\$29⁹⁹** sq. ft.

FREE Glass Mosaic Backsplash Tile

with purchase of Countertop (Min. 40 sq.ft.) (MUST PRESENT THIS AD)

CUSTOM KITCHEN CABINETS • COUNTERTOPS • FABRICATION • SINKS • FAUCETS

MOSAICS • BACKSPLASH • PORCELAIN TILES • MEDALLIONS • MARBLE

VAUGHAN
8111 Jane St., Unit 8
(905) 738-1111

MISSISSAUGA
1862 Dundas St., E.
(905) 270-1100

info@beyondmarbleandgranite.com

beyondmarbleandgranite.com

Eden Tile-It
CARPET | TILE | HARDWOOD

4060 Fairview Street
Burlington
905.632.8066

3727 Hwy # 6
Mount Hope
905.679.5669

www.tileit.ca

CONSIGNING

FABULOUS HOME FURNISHINGS AND DECOR

THE LARGEST CHAIN OF CONSIGNMENT STORES IN ONTARIO, WITH PICKUP AND DELIVERY THROUGHOUT THE GTA

SHOP, SELL OR BOTH

At The Millionaire's Daughter we specialize in marketing your mid-high end furniture!

We typically sell the equivalent of 7 homes of furniture a week. Our fabulous website is testimony to our outstanding service.

FOR INFORMATION ON BUYING OR CONSIGNING VISIT US IN-STORE OR ONLINE AT:

themillionairesdaughter.com

THE MILLIONAIRE'S DAUGHTER
Fabulous furniture on consignment

427 Speers Road, Oakville ON 289.837.3800

272 Ottawa Street N., Hamilton ON 905.543.8000

40 Engelhard Drive, Aurora ON 905.503.9400

1436 Victoria St. N., Kitchener ON 226.647.4777

80 | ourhomes HOLIDAY/WINTER 2016/17

PLANK TREES

STORY **EMIL MAKKAR & GINA MAKKAR**
PHOTOGRAPHY **JASON HARTOG**

It's beginning to look a lot like winter. These wood trees are a nature-inspired addition to your seasonal décor. Dress up your front porch or keep them indoors. Add twinkle lights or garland to incorporate them into your festive designs.

For this project, we used pine boards. Want something more rustic? Make them from pallets or reclaimed wood. We produced a 3-plank tree and a 4-plank tree and a 5-plank tree. Add layers to make your trees as large as you like!

HOW-TO:

- Set your mitre saw to 30 degrees.
- Cut the triangle for the treetop by mitre-cutting the end of one board, flipping the board and cutting the third side of the triangle.
- To cut the plank below the treetop, line your board up against the triangle and mark one inch on either end to offset your miter cut and create the desired layer effect.
- For cutting subsequent layers, offset the board up against the preceding cut piece so that the layered tree effect will remain uniform.
- Mock up one tree, measure its total height, add 2 to 3 inches and cut a tree trunk to that length. Repeat for all trunks.
- Sand any rough edges of your pieces.
- Stain your tree and trunk pieces and let dry. We mocked up our trees to know which shades we wanted on each layer.
- Once dry, apply a bead of wood glue to the trunk. Line up your tree layers and press them gently to the trunk to adhere. Extend the trunk at least 4 inches below the bottom layer to create a good-sized trunk.
- Once dry, turn over and fasten 1-inch wood screws through the trunk to the back of each plank. **OH**

MATERIALS:

For the trees: Three 1x5x8 boards

For the trunks: Three 1x3x4 boards

Measuring tape

Pencil to mark cuts

Mitre saw

120-grit sandpaper

Wood stain in one or more shades (we used Minwax Early American, Old Grey and Dark Walnut)

Stain brushes

Wood glue (we used Lepage)

Screwdriver or power drill with screwdriver bit

1-inch wood screws



double take

TEXTURAL healing

Recreate this look
in your own home.



PHOTO: SANDY MACKAY

- 1. **ARTERIORS:** Sabine Floor Lamp
- 2. **VANGUARD FURNITURE:** Ava Side Table
- 3. **RENWIL:** Stardust Table Lamp
- 4. **ZODAX:** Kyoto Glass Hurricane
- 5. **CYAN DESIGN:** Hopscotch Filler Ball
- 6. **ZODAX:** Equestrian Leather, Glass and Brass Hurricane
- 7. **CYAN DESIGN:** Mirage Tray
- 8. **SAFAVIEH:** Antwan Gold Coffee Table
- 9. **COLE & SON:** Folie Parterre Wallpaper in Charcoal
- 10. **VANGUARD FURNITURE:** Whitaker Sofa
- 11. **NOURISON:** Prairie Area Rug in Silver
- 12. **WILLIAMS-SONOMA HOME:** Woven Leather Hide Pillow Cover in Tan **OH**



LIBERTY
CUSTOM CABINETRY



131 B Carlauren Rd., Vaughan, Ontario • 905.856.7678 • www.libertycustomcabinetry.com

good taste

SPICED HOT CHOCOLATE AND homemade marshmallows



HOMEMADE MARSHMALLOWS

INGREDIENTS

- ¼ cup icing sugar
- ¼ cup cornstarch
- ½ cup ice cold water
- 3 packages gelatin
- ½ cup water
- 1 cup light corn syrup
- 1-½ cups granulated sugar
- ½ tsp salt
- 1 tsp vanilla extract

INSTRUCTIONS

- Line a 9x9 square baking pan with two sheets of parchment paper, allowing the paper to extend over each edge. Brush the parchment paper with light cooking oil, such as canola, and set aside.
- In a small bowl, combine icing sugar and cornstarch. Set aside.
- In the bowl of a stand mixer, combine ½ cup of ice cold water and gelatin. Let this mixture sit to “bloom,” or thicken, the gelatin. Place the bowl on the stand mixer fitted with a whisk attachment – but don’t turn it on just yet!
- In a small saucepan, combine ½ cup water, corn syrup, granulated sugar and salt, cover and heat over medium for 3 to 4 minutes. Do not stir, the sugar will dissolve completely and come to a boil.
- Once boiling, remove the lid and place a candy thermometer to the side of the saucepan. Continue heating until the mixture reaches 240°F, the soft-ball stage. Turn off heat.
- At your stand mixer with the gelatin mix, turn the mixer on medium speed and slowly pour the syrup mixture down the side of the bowl to incorporate with the gelatin. Once incorporated, turn the mixer on high and beat for 10-15 minutes until the mixture becomes thick and looks a bit like soft-serve ice cream. Add vanilla extract during the last minute of mixing.
- Pour mixture in the prepared pan and flatten with a well-oiled spatula.
- Dust the marshmallows with half of the cornstarch-sugar powder. Fold the sides of the parchment paper over the mixture. Let sit for at least four hours or overnight.
- To cut the marshmallows, turn the pan over onto a board dusted with more sugar-cornstarch powder and cut using a pizza cutter or sharp knife. Dust each marshmallow in more of the sugar-cornstarch powder and serve. Store in an airtight container. **OH**

RECIPE AND PHOTOS **JENELLE MCCULLOCH**

Hot chocolate warms short days and chilly nights. Our version not only spikes and spices it up, but homemade marshmallows make it an extra-special, personal treat.

SPICED HOT CHOCOLATE

Serves 2

INGREDIENTS

- 1 ounce semisweet chocolate
- 2 cups milk
- 2 Tbsp cocoa powder
- 2 Tbsp sugar
- ½ tsp vanilla extract
- ½ tsp cinnamon
- pinch of cayenne
- pinch of salt
- 1 ounce orange liqueur, optional

INSTRUCTIONS

- Melt chocolate over low heat in a saucepan.
- Add milk, cocoa, sugar, vanilla, cinnamon, cayenne and salt and heat on medium-high, whisking constantly until the mixture is smooth and combined.
- Remove from heat.
- As an option for adults, add 1 ounce of orange liqueur before serving.
- Pour into two mugs, top with homemade marshmallows (recipe follows) and brown with a kitchen torch until golden!

DOORWAY INC.

Quality Doors & Windows



Visit our showroom to see our *stained fiberglass* doors!

4361 Harvester Rd, Burlington (Between Appleby Line and Walkers Line) 905-639-5122 www.doorwayinc.ca



Be envied. Not envious.

FREE SINK
& FAUCET
WITH PURCHASE OF
KITCHEN CABINETRY



ANDERSON BALFOUR
Kitchen Design Inc.

129 Lakeshore Rd. E. Unit E. | Port Credit | tel: 905.274.3900 | www.andersonbalfour.com

WE MAKE YOUR ART LOOK GREAT!



Over 25 Years of
100% Custom, Quality,
On-site Service

Cave Art
PICTURE FRAMING &
QUALITY PLAQUE MOUNTS

905.333.5616
www.gocaveart.com
info@gocaveart.com

3514 MAINWAY, BURLINGTON, ON

Advertise in our Spring Issue & get noticed!

Give YOUR BUSINESS the benefit of premium exposure to our extensive targeted readership!

ADVERTISING INQUIRIES & SALES, PLEASE CONTACT:



Jennifer Moore • 905.320.7818
jennifer.moore@ourhomes.ca

Geri Maser • 647.978.6350
geri.maser@ourhomes.ca



ourhomes
OAKVILLE BURLINGTON MILTON

STYLE IDEAS TRENDS

Local Homes, Local Retailers, Local Trades.

OUR HOMES helps you find exactly what you need for your home and it's just around the corner.

ourhomes
Your local magazine about everything home.

UNITED LUMBER  **UNITED TRUSS**



TURNING DREAMS INTO REALITY **www.unitedlumber.ca**

<p>Barrie 705.726.8132 520 Bayfield St. N.</p>	<p>Bolton 905.857.6970 12833 Hwy 50 S.</p>	<p>Georgetown 905.873.8007 333 Guelph St.</p>	<p>United Truss – Innisfil 705.436.3425 3325 Thomas St.</p>
---	---	--	--

» SOURCE IT

THE NEW, NEAT, UNIQUE, AND FABULOUS
IN OAKVILLE, BURLINGTON & MISSISSAUGA



SOLD BY STYLE
HOME STAGING & DESIGN

SOLD BY STYLE HOME STAGING & DESIGN

Started by 2 sisters in a living room, **Sold By Style Home Staging & Design** provides property owners with the tools to help make their properties appeal to a wide range of potential buyers. Design services grew as homeowners asked us to help them decorate their newly purchased homes.

With backgrounds in the areas of psychology, sales and design, our team's focus is to help you navigate the process of preparing your property for listing on the real estate market in a way that appeals to buyers. Our goal is to ease anxiety and stress of readying a property for sale or figuring out how to decorate your home in a way that you love.

We started out staging our multi-generational family home which ended up with offers over asking price. Since then we have had similar success in the homes we have staged. We treat your home like it is ours.

Our services include:

- Consultation and quote services for occupied and vacant properties.
- Decluttering, depersonalization for occupied properties.
- Home staging services, decorative item and furniture rental for occupied and vacant properties.
- Room makeovers and shopping consultation services.

Contact us today for a free quote for home staging or Christmas decorating services:
info@soldbystyle.ca
647.274.6415

(Please see ad on pg 69)



Cave Art

905.333.5616
www.gocaveart.com info@gocaveart.com

CAVE ART

After 28 years in business, our little poster store we called **Cave Art** has grown into a full scale production shop at Mainway and Walkers Line in Burlington. Still family owned, we mount and frame photography and artwork on a high volume commercial level, as well as working with small intricate pieces that take a more personal touch.

Recently a customer brought in a plaque mounted picture they had purchased from us in 1989. We are pleased to say all it needed was a touch-up to be good as new. We take pride in knowing our products will last on our customers' walls for decades.

All our work is done in house, by hand. Whether you are framing your diplomas, shadow boxing your memories, or plaque mounting your children's artwork; whether you are distributing plaque mounted awards to your employees, or hanging menus in your restaurant; if you want it to hang on your wall we are here for you.

We simply make your art look great, and we do it right.

905.333.5616
gocaveart.com
info@gocaveart.com
3514 Mainway, Burlington

(Please see ad on pg 88)



OAKVILLE SIGHT & SOUND

HOME
AUTOMATION + THEATRES

Tel: (905) 338-2275
www.oakvillesightandsound.ca

OAKVILLE SIGHT & SOUND

When it comes to investing in your home, you want not only state-of-the-art technology, but also the in-house design, installation and follow-up service that provides complete satisfaction.

At **Oakville Sight and Sound**, our motto is simple – "Build a relationship first, do business second." Jamie, Galen, or one of our team would be more than happy to meet with you and discuss your needs. In fact, we even give you a completely free, no obligation, in-home consultation to discuss the system that will work best for your home!

Our simple-to-use home automation solutions are increasingly popular and put you in complete control of everything in your home – anytime, anywhere! Get the convenience and increased security of a connected home. Centrally control security, temperature, lighting, window coverings and more right from your fingertips.

Elevating your entertainment experience means more than spending to the max! For the movie and sports lover, we have everything you need from quality flat screen televisions to surround sound systems. Or you can even take it a step further with a projector for an even truer theatre experience.

We're here for you.

905.338.2275
oakvillesightandsound.ca

(Please see ad on pg 35)



FINE OAK THINGS

Located in the community of Campbellville within the Town of Milton, **Fine Oak Things** has been the area's premiere solid wood furniture store since 1989. At Fine Oak Things, we understand that each home and family is unique and that is why we offer furniture that can be customized to meet your specific needs. Whether it is as simple as making your dining table a few inches narrower or as complex as designing and building a custom island to house your new wine fridge, we've got you covered!

Our furniture is handcrafted from solid wood by local Amish and Mennonite builders, who have been carefully selected for their quality craftsmanship and high service standards. Fine Oak Things uses only the best quality stains and lacquers to give your furniture the perfect finish you will love for years. It's more than furniture, we build your future family heirlooms – styled for today, constructed for life!

Fine Oak Things has the look you desire, whether your look is rustic or modern, traditional or contemporary. We form close relationships with our customers and maintain records so that we can match the style and stain when they add additional pieces to their homes. Start your collection with us and experience the quality difference for yourself!

Visit us in-store or online
43 Main Street South,
Campbellville, Milton
905.854.0649
FineOakThings.com

(Please see ad on pg 71)

directory

OUR HOMES attracts the area’s finest businesses to advertise in our pages, and utilize our unparalleled distribution and coffee-table appeal to market their products and services. We’re making it easier for you, our readers, to become educated as you plan your home- and real estate-related purchasing decisions. View these business ads online at ourhomes.ca/oakville. The listings below are organized alphabetically by industry.

OUR HOMES is committed to ensuring the businesses below appear under the correct headings. To make a correction, or to have your business listed under more than one heading, please email jennifer.moore@ourhomes.ca or geri.maser@ourhomes.ca. To have your business listed in our Home Resource Directory, call us to advertise at 905.320.7818 or 647.978.6350.

ARCHITECTURE, ARCHITECTS, DRAFTSMEN & DESIGN
David Small Designs, 48&49

ARTISANS, ARTISTS, ART GALLERIES & WORKSHOPS
Artefacts Salvage & Design, 69
Cave Art, 88, 89
Crescent Hill Gallery, 79

AUTOMOBILES
Subaru Canada, 4

BUILDERS & NEW HOME DEVELOPMENT
Ambassador Fine Custom Homes Inc., 5
HummingbirdHill Homes, 15
Maki Construction Inc., 2
Par-Tek Construction, 12
Sedgwick Marshall Heritage Homes, 37
Stonecroft Homes, 71
Thomasfield Homes Ltd., 10
United Lumber Home Hardware Building Centre, 88
Whitehall Homes & Construction, 45

BUILDING/LANDSCAPE SUPPLIES
Euro Architectural Components, 77
United Lumber Home Hardware Building Centre, 88

CABINETS & MILLWORK/ WOODWORKING
Coxson-McInnis Custom Kitchens, Cabinetry & Millwork, 25
Liberty Custom Cabinetry, 85

COUNTERTOPS, GRANITE & STONE
Beyond Marble and Granite, 81
Greenville Soapstone Company, 93
Ideal Home Design, 69

ELECTRICAL
Toronto Generators, 77

FABRIC, BEDDING & UPHOLSTERY
Jenso Upholstering Inc., 67

FINE WOODWORKING, FURNITURE REFINISHING, CUSTOM FURNITURE & CARPENTRY
Artefacts Salvage & Design, 69

FIREPLACES & STOVES
Hearth Manor, 7

FLOORING, TILE, STAIRS, RAILINGS & TRIM
Anderson’s Carpet and Home, 8&9
Beyond Marble and Granite, 81
Eden Tile-It, 81
Ideal Home Design, 69
MAKS General Contracting Ltd, 65
The Floor Shop, 11

GENERATORS
Toronto Generators, 77

HOME ACCENTS, HOME DÉCOR, FURNITURE & COLLECTIBLES
Accents for Living, 37
Anderson’s Carpet and Home, 8&9
Artefacts Salvage & Design, 69
C & G Solid Wood Furniture, 77
Fine Oak Things, 71, 89
Hearth Manor, 7
Hearty Furniture, 93
Heritage Lifestyle Home Furnishings, 83
Home Furniture, 19
Joshua Creek Furniture, 39
My Back Shed, 23
Natasha Melanson Designs, 23

Parsons Interiors, 59
Sofa Country, 67
The Millionaire’s Daughter, 81
Watts Current, 59
White Pear Studios, 65

HOME ENTERTAINMENT/ ELECTRONICS
Oakville Sight & Sound, 35, 89

HOME IMPROVEMENTS & HOME RENOVATIONS
Fasada, 65, 67, 69, 71
Ideal Home Design, 69

INTERIOR DECORATING & INTERIOR DESIGN
Accents for Living, 37
Anderson’s Carpet and Home, 8&9
Heritage Lifestyle Home Furnishings, 83
Natasha Melanson Designs, 23
Parkyn Design, 3
Parsons Interiors, 59
Pinkus Interiors, 43
Sold by Style, 69, 89
Tapestry Décor, 14
Toula Interiors Inc., 27
Your Story by Design, 65

IRONWORK
Euro Architectural Components, 77
MAKS General Contracting Ltd, 65

KITCHEN & BATH
Anderson Balfour Kitchen Design, 87
Coxson-McInnis Custom Kitchens, Cabinetry & Millwork, 25
Liberty Custom Cabinetry, 85
Oakville Kitchen & Bath Centre, 37
Unique Kitchens of Burlington, 91

LIGHTING
Gerrie Lighting Studio, 95
Watts Current, 59

OUTDOOR FURNITURE
Home Furniture, 19

PAINTING & DECORATING
Anderson’s Carpet and Home, 8&9
Benjamin Moore, 6
White Pear Studios, 65

RAILINGS & GATES
Euro Architectural Components, 77

REAL ESTATE
Hodgins Realty Group, 96
Sam McDadi Real Estate, 17
Sedgwick Marshall Heritage Homes, 37

RETAIL & HOME DÉCOR CENTRE
Mississauga Home & Design Centre, 13

SECURITY, LOCK & KEY
JRD Supply Inc., 27


WINDOW FASHIONS
Accents for Living, 37
Blind Advantage, 18

Budget Blinds, 41
Fasada, 65, 67, 69, 71
Shades of Home, 23
Tapestry Décor, 14

WINDOWS & DOORS
Doorway Inc, 87
Fasada, 65, 67, 69, 71
Loft Doors, 23
QSI Windows & Doors, 77



905.632.0029
4150 South Service Road, Burlington
www.uniquekitchensofburlington.com



focus



GEO METRIC

1. AREAWARE: Table Tiles 2. DANICA STUDIO: Tessellate Tall Mug 3. MERCANA: Corbet Hanging Light Fixture 4. PRIME WALLS: Layers Intrinsic Wallcovering 5. FIRECLAY TILE: Kite Tiles in Mesolite 6. SAFAVIEH COUTURE: Evrex Barstool in Giotto Smoke 7. JAIPUR LIVING: Jada Titan Rug in Charcoal Gray & Paloma 8. ARTERIORS: Windsor Smith Ramses Bank 9. AREAWARE: Drink Rocks Shapes 10. AREAWARE: Standing Pens 11. RENWIL: Dodeca Side Table 12. RENWIL: Ellington Floor Lamp 13. ZUO MODERN: Gem Coffee Table in Stainless Steel 14. KLIPPAN: Diamonds Organic Cotton Throws OH

GREENSVILLE
SOAPSTONE
COMPANY

1888-95-STONE | 1-888-957-8663

WWW.GREENSVILLESOAPSTONE.COM

Soapstone Countertops, Sinks and Tiles

VISIT OUR
SHOWROOM
AND STONEYARD

4450 Corporate Drive, Unit 2, Burlington ON (QEW & Appleby Line)
Monday - Friday: By Appointment | Saturday & Sunday: 10am - 4pm

HEARTY

Specializing in custom designs, builds, and finishes

For Your Personal Furniture Design Consultant Contact:

905.569.7088

info@heartyfurniture.com • www.heartyfurniture.com
2575 Dundas St. W. Unit 9, Mississauga

Custom Built Design - Solid Maple Desk.

Custom Built Design - Solid Wood Server.

Custom Built Design - Solid Maple Table and Chairs.

New Fashion. Rustic, Warm, Maple Table. Solid Table Top or with Extension.

Solid Maple, Walnut, Oak & Cherry Since 1981

We carry Canadian made solid wood furniture for over 30 years. Recently we moved our showroom to an easier access location; Ridgeway south of Collegeway.

Mon-Fri 11-7 • Saturday - Improve Canada Vaughan Showroom Only • Sunday by Appointment

We Welcome After Hour Appointments



MATERIALS

- Clear glass vases (I sourced my collection from a dollar store)
- Drop cloth or plastic sheet
- Disposable gloves
- Lint-free rags
- Krud-Kutter Concentrated Cleaner
- 1/3 cup white vinegar
- 1/3 cup water
- Spray bottle (with mist setting)
- Rust-Oleum Mirror Effect spray paint in gold or silver (gold was used for this project)
- Rust-Oleum Painter's Touch 2X Ultra Cover in Clear Matte

DIY
MERCURY GLASS

STORY AND PHOTOS **LEIGH-ANN ALLAIRE PERRAULT**

From rose gold and copper to aged bronze and muted gold patinas, mixed metallics have been adding shine and glitz in both fashion and interior design this year.

But if you've been hesitant to test drive the latest metal trends, here is a simple and affordable do-it-yourself way to create luxe-for-less mercury glass and bring shine to the festive season ahead. From a collection of vases on a mantel, to an assortment of glass votives to mark each dining table place setting, you can easily transform any old or inexpensive glassware into a bespoke holiday showpiece.

PREPARATION

- Using a lint-free rag and Krud Kutter cleaner, thoroughly clean, rinse and dry the glass surface to ensure that any sticky labels, dust or dirt are removed.
- Fill the spray bottle with one-part water to one-part white vinegar and gently shake to mix.
- In a well-ventilated area, lay a drop cloth on a flat surface and place the first glass item upside down in the centre of the cloth.
- Put on your disposable gloves and shake the can of Mirror Effect spray paint well for about two minutes.

PAINTING

- Holding the Mirror Effect can approximately eight inches away from the glass, apply a light coat of the paint around all glass surfaces.
- As soon as the glass is well coated and while still wet, lightly mist the painted surface with the vinegar and water solution. The mixture will react with the paint to create a speckled, mercury-glass patina.
- Repeat on each of the remaining glass pieces and allow all to dry for approximately 10 minutes.
- To protect the mercury-glass paint finish, apply a light coating of 2X Ultra Cover to all of the glass, allowing it to dry, before placing on display. **OH**



All I want this year is...

OUR NEW BATHROOM MIRRORS DON'T JUST LOOK AMAZING, THEY HAVE GREAT ADDITIONAL FEATURES.

Infra-red sensor for a convenient and hygienic way to turn mirror on and off.

Demister pad which heats the mirror keeping it clear even in a steamy room.

New technology that provides the ultimate in luminous efficiency and performance with low energy consumption.

Gerrie Lighting Studio
DIVISION OF **GERRIE**



355 Iroquois Shore Road, Oakville, ON L6H 1M3 905-845-2461 gls@gerrie.com
Studio open 7 days a week. Shop online 24/7 www.gerrielightingstudio.ca

BUYING OR SELLING REAL ESTATE IN 2016? CALL JAMES



**TOP 50
CANADA*
OUT OF 77,131
AGENTS**

JAMESHODGINS.COM | 905-855-8700 | JAMES HODGINS + BROKER OF RECORD | JHODGINS@JAMESHODGINS.COM



MISSISSAUGA'S MOST GRACIOUS MANOR HOME

Situated on a breathtaking ravine lot overlooking Golf Course, Credit River & Downtown Cityscape. Spectacular 6+1 Bdrm, 12 bath, 7 fireplace mansion w/ 4 car garage, 10 ft ceilings, lower level walk-out to custom pool/jacuzzi.

\$4,800,000



A NEW HEIGHT OF LUXURY

Magnificently Unique Approx 9000 Sq ft Custom Design + Unparalleled Quality Finishings in Mineola West. Elevator, 5 Car Garage w/ Lift To Auto-Glass Show Rm, Gourmet Kit., Palatial Bdrms, Mukka Rm, Entertainer's Lower Lvl w/ Heated Flrs, Home Theatre & Gym.

\$4,500,000



LAKEFRONT CONTEMPORARY

Simply extraordinary! \$500k + fin w/ lower level on premium 141' lakefront lot w/ dock. Breathtaking interior design, 2 kitchens, massive windows + elevator, radiant floors, 3-garage.

\$4,450,000



MINEOLA SHOWCASE CUSTOM HOME

Beautifully finished piece of paradise in Mineola East built to maximize lifestyle! Entertainer's kitchen/great rm + fin lower level. Spectacular backyard & pool, 3 car garage. Walk to Lake, Village, Schools & GO.

\$3,175,000



LAKEFRONT MANOR HOME

Prime development piece + existing elegant lakefront manor home on sought after waterfront lot. Finished above grade walkout lower level. Hardwood floor and two wood fireplaces. Architecturally rich in significant features.

\$2,698,500



PERFECT MINEOLA CUSTOM HOME!

Gorgeous transitional interior/exterior David Small Design finished to perfection! Walk to Go & Port Credit.

\$2,398,588



CREDIT RIVER ESTATE BUNGALOW

Breathtaking Vistas + 216' river frontage! Over 5000sq lux living w/walk-out to pool on Quiet Court.

\$1,999,955



LIVE IN OR BUILD

Exciting opportunity in Desirable Port Credit. Rare zoning m7 allows for detached, semi, duplex or horizontal multiple dwelling (with 4-6 units) As well as home business incl. accessory office for Doctor/Dentist + parking!

\$1,198,000



MEADOWVALE EXCLUSIVE!

Luxury 4 bedroom hm on quiet court, built by the most trusted name in the business. Home offer ultimate finishes & materials from behind walls to finished surfaces. Completer turn key and maintenance free.

\$999,000

NOW BOOKING APPOINTMENTS FOR
2017 HOME SALE PREPARATION
905-855-8700