

FALL 2015

STYLE ■ COMFORT ■ IDEAS ■ REAL ESTATE

ourhomes

T H E C I T Y O F O T T A W A

STEP INTO THE
future
IN GREELY

A TOUCH OF
Doh la la

fine
CARPENTRY
& GRAND
DESIGNS



SEASONAL
HARVEST DRINKS
GO WARM
WITH WOOD



Stuiv Gas coming soon


HUBERT'S

Fireplace Consultation + Design

Visit us in the heart of Hintonburg.

www.hubertsfireplaces.com | 101 Pinhey St. Ottawa | 613-728-3786

DREAM HOMES, IT'S WHAT WE DO...



LOG • TIMBERFRAME • HYBRID



DISCOVERY DREAM HOMES.COM

f t 1.866.395.LOGS



FROM \$449,900
(INCLUDES LOT AND HST)

BUNGALOWS AND TWO-STOREY HOMES

1.5-3 acre lots on the edge of Carleton Place

- Hardwood throughout main floor
- 9' Ceilings
- Most models include a 3-car garage
- Custom design at no charge
- The highest calibre of construction
- 20 minutes from Canadian Tire Centre



SALES CENTRE HOURS

Saturday and Sunday 12:00pm-4:00pm

107 William Hay Drive
(South off Hwy. 7 onto Hwy. 15, right
onto 10th Line, left into Maggie's Place)

VISIT OUR MODEL HOME >



Book a Consultation
613.253.7571

www.LuxartHomes.com

\$2000

Showroom

Credit ...



**Free
Estimate
Full Service
3D Design
Project
Coordination**

KITCHEN INTERIORS.ca

146 Colonnade Rd, Ottawa

613 228-0888

RENOVATING? DECLUTTERING? STAGING YOUR HOME?



✓ RENOVATING?

Renovating is stressful enough without having to worry about damaging your furniture. Protect your belongings during construction with Dymon's world class storage solutions.

Store with Confidence

- Full humidity and climate control for protection
- State of the art security for your peace of mind
- **FREE Truck and Driver at MOVE-IN** for your convenience

✓ DECLUTTERING?

With fall in the air, now is the perfect time to clean out your basement or garage, or declutter your home.

Experience the Dymon Difference

- A storage solution unlike anything you've seen before
- 24/7 access to the things you need at a moment's notice
- Choose a convenient Dymon location near you

✓ STAGING YOUR HOME?

A staged decluttered home sells faster and for a higher price - it's a proven fact. Show off your home by using Dymon's world class storage solutions.

Storage is easy with Dymon

- Flexible month to month leases
- A full range of storage unit sizes
- Check out DymonMoves for moving assistance

Need storage... Think DYMON

(613) 842-9900

FREE Truck and Driver at MOVE-IN

7 Convenient locations across Ottawa

Coventry Road • Prince of Wales at Hunt Club • Orléans • South Keys
Walkley at Heron • Kanata Centrum • Carling at the Queensway



From Inspiration to Reality



We specialize in one thing...creating beautiful spaces! Whether you enjoy surrounding yourself with time honoured traditional design, or inspired, modern, cutting edge couture; it's our ultimate goal to design spaces that reflect your taste and your lifestyle.

Our consultation is complimentary.



Catherine Pulcine
613-599-5564



Bea Crites
613-828-2336



Denise Lindsay
613-440-9258



Susan Sykes
613-836-2877



Saree Parry
613-841-3326



Claudette Léger-Paillé
613-722-8786

**DECORATING DEN
INTERIORS®**

Franchises available to talented individuals. Extensive training available.
Locations throughout Canada and the U.S. Each franchise independently owned and operated.



www.decoratingden.com
Enter your postal code on our website to
find a designer near you!

NO MAINTENANCE FEES, NO PROPERTY TAXES, NO COMPARISON

★★★★

“A FRESH NEW CONCEPT
IN APARTMENT LIVING IN OTTAWA”

WilliamsCourt.com



LEANNE CUSACK

**IMMEDIATE
OCCUPANCY**
or book for 2016

\$1350 - \$2990/Month

AWARD WINNING AMENITIES
No Additional Fees

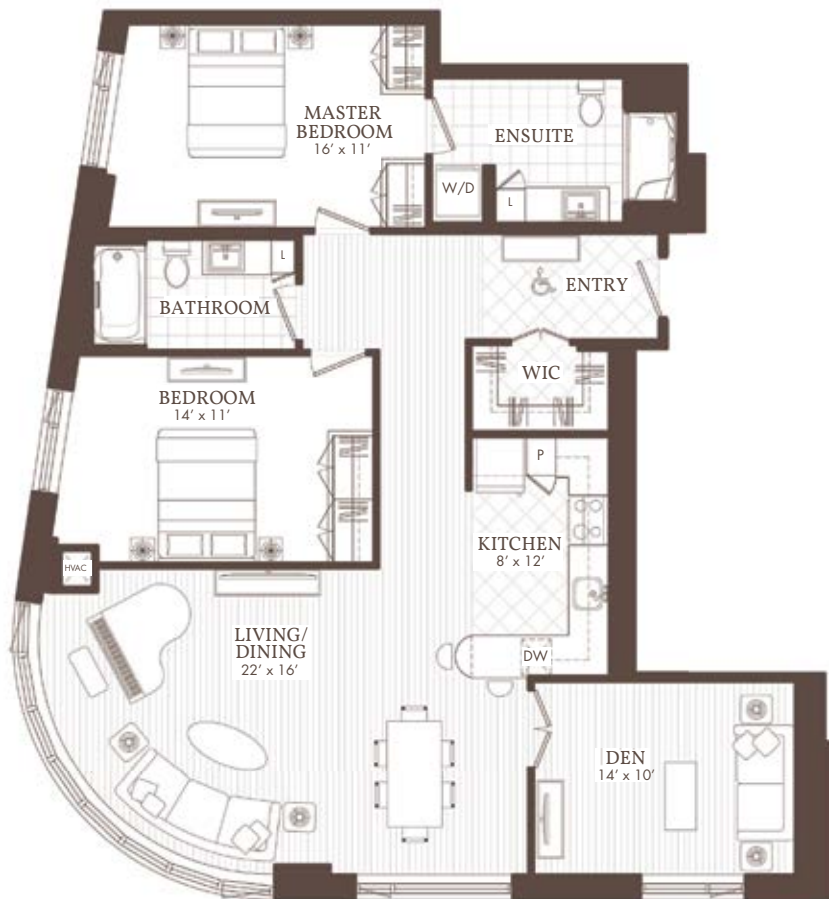
★★★★

6 APPLIANCES INCLUDED
9 FOOT CEILINGS
IN-SUITE LAUNDRY
AMPLE STORAGE
INDOOR SALTWATER POOL
STAFFED FITNESS CENTRE
PUBLIC TERRACE BARBECUES
LOUNGE
GAZEBO GARDEN
LAKES & TRAILS
GUEST SUITE
GAMES ROOM

★★★★

**TOUR TEN FURNISHED
MODEL SUITES**

Grand Suites Available Upon Request



* 1500 Square Feet

LEASE A LÉPINE APARTMENT TO ENJOY
PEACE OF MIND, FREEDOM TO TRAVEL, AND A RESORT LIFESTYLE

613.663.1904



LEASING CENTRE Mon-Fri 9AM-5PM, Sat-Sun 10AM-5PM. After hours by appointment.
1145 Maritime Way, Kanata | 613.663.1904 | WilliamsCourt.com

★★★★
LÉPINE

NATURE MADE GRANITE.
WE MADE IT BETTER.



**GRANITE
TRANSFORMATIONS®**
For Kitchens & Baths
QUARTZ ♦ GLASS ♦ STONE

Get the durable beauty of granite, without the headaches and hassles of new countertop installation. Our superior granite surface is bonded permanently over your existing countertop and installs in most kitchens in a day. It's stain resistant, maintenance free, and backed by a LIFETIME WARRANTY.

- Maintenance Free
- Durable, Lasting Beauty
- Fits Over Existing Countertops

613-800-2287

1446 Cyrville Road
Ottawa, ON K1B 3L9

<http://www.granitetransformations.com/ottawa>

©2015 Granite Transformations.



You are invited to Manotick's
Women's Day

Grab your friends & have a blast at the
Ultimate Girl's Day Out
Sat., Nov. 7
10am-5pm

Great Shopping
In-Store Specials
Health & Wellness
Delicious Food
Prizes & More!

   
mahoganybyminto.com

WWW.MANOTICKVILLAGE.COM

FRAMED!
since 1976

FINE CUSTOM FRAMING
UNIQUE GIFTS & HOME ACCESSORIES



1075 BANK STREET (AT SUNNYSIDE)
613-730-0037
www.framed.ca

FREE PARKING

STYLE • COMFORT • IDEAS • REAL ESTATE
ourhomes
THE CITY OF OTTAWA

REGIONAL PUBLISHER/FRANCHISE OWNER Melkay Media Inc.
Beth Charbonneau
beth.charbonneau@ourhomes.ca

REGIONAL MANAGING EDITOR Sarah Hoy
sarah.hoy@ourhomes.ca

REGIONAL PRODUCTION MANAGER Kelly Donaldson
kelly.donaldson@ourhomes.ca

MARKETING & ADVERTISING Beth Charbonneau
613.519.1609 ext. 100, (c) 613.327.1923
Mike Beard, 613.519.1609 ext. 103
(c) 613.324.3404 mike.beard@ourhomes.ca

OUR HOMES™ is a registered trademark of OUR HOMES MEDIA GROUP INC.
OUR HOMES™ The City Of Ottawa is published four times a year by Melkay Media Inc.
under the license of OUR HOMES MEDIA GROUP INC.

OUR HOMES™ is distributed via free pick up to residents of Ottawa. Copies of
OUR HOMES™ are available for free pick up at high traffic locations throughout the region.
OUR HOMES™ is distributed throughout select neighbourhoods, professional offices and
to select business establishments via direct mail and can be viewed online at
ourhomes.ca/ottawa

Please send all letters and/or feedback to OUR HOMES™ Magazine, 11 - 300 Earl Grey Dr.,
Suite 209, Kanata, Ontario K2T 1C1. Or email us at editor@ourhomes.ca. All letters received are
subject to editing for grammar and length.

OUR HOMES MEDIA GROUP INC:

EDITORIAL

EDITOR-IN-CHIEF Georgette McCulloch
georgette.mcculloch@ourhomes.ca

ASSOCIATE & WEB EDITOR Laurel Fortin
laurel.fortin@ourhomes.ca

MANAGING EDITORS Nancy Belgue,
Adrienne Brown, Pauline Clark,
Laurel Fortin, Walter Franczyk, Mary Hatt,
Sarah Hoy, Gina Makkar, Tiffany Mayer,
Georgette McCulloch, Annette McLeod,
Melissa North, Jay Robinson,
Jennifer Schleich, Melody Wren

ART

ART DIRECTOR Tara Chattell
tara.chattell@ourhomes.ca

ASSOCIATE ART DIRECTORS
Sheila Britton, Georgie Donais

PRODUCTION

PRODUCTION DIRECTOR Lynn Derrick
lynn.derrick@ourhomes.ca

PRODUCTION MANAGERS
Julia Dempsey, Kelly Donaldson,
Marilyn Reid, Abby Reynolds,
Tracy Shuttleworth

OPERATIONS

MANAGING DIRECTOR, SALES & MARKETING
Jamie Jefferson
jamie.jefferson@ourhomes.ca

MANAGING DIRECTOR, OPERATIONS
Georgette McCulloch
georgette.mcculloch@ourhomes.ca

ACCOUNTING Donna Duggan
donna.duggan@ourhomes.ca

ADMINISTRATIVE ASSISTANT Lisa Merrell

CONTRIBUTORS

Morgan Barnes, Brandon Barre, Matt Bowes, Tara Chattell, Pat Crocker, Jessica Deeks,
Walter Franczyk, Lynda Graveline, Shelby Hilson, Sarah Hoy, Gillian Jackson, Stephanie
Redmond, Melanie Rekola, Yanic Simard, Tracey Tong, Justin Van Leeuwen, Heather Wright

Advertisements and the content, including photos, of advertisements published within OUR HOMES
magazine are supplied solely by the advertiser and neither the publisher nor OUR HOMES Media
Group Inc. accept responsibility for opinions expressed in advertisements or for copyright issues with
regards to photos, advertising copy and advertisements, nor shall they be held liable thereby. By act
of reading this publication, all advertisers and readers agree to indemnify and hold harmless both
OUR HOMES Media Group Inc., and the publisher thereby. Copyright ©2015 OUR HOMES Media
Group Inc. All rights reserved. Reproduction without permission is prohibited.

OUR HOMES CAN BE FOUND IN THE FOLLOWING MARKETS:
Barrie • Durham Region • Grey Bruce • Hamilton • London
• Mississauga • Muskoka • Niagara Region • Oakville/Burlington/Milton • Ottawa
• Peterborough • Sault Ste. Marie & Algoma • Southern Georgian Bay • Vaughan
• Region of Waterloo • Wellington County/Orangeville/Caledon • Windsor

 **MIX**
Paper from
responsible sources
FSC® C014584

 **PRINTED
IN CANADA**

**PROUD
SUPPORTER**
Nature Conservancy of Canada™



potvin
CONSTRUCTION

Beautify your space

At Potvin we take pride in our
commitment to deliver a selection
of interior mouldings, doors and final
touches that exceed your expectations.

We offer Ottawa
cost effective choices of the
finest products and services.



8850 County Rd 17, Rockland 613.446.5181
potvinconstruction.com



IT'S TIME TO TALK FALL ALREADY. As the cooler nights draw in and the trees start to change colour, we prepare to feel warm and cosy in our homes.

Fall is going to be a memorable one for me and my family this year as we are adding one! At the time of Thanksgiving, we are feeling overwhelmingly thankful. As you can probably tell from the photo, we are expecting our first child and I'm excited to introduce our baby to this amazing city that we are lucky enough to call home.

While I will be getting snug with my baby, families around the city will be embracing warm blankets and evening fires accompanied by hot chocolate. What says warmth more than rustic wood details? We have a variety of ideas in this month's Style Picks.

We continue the wood theme with our Comfort Zone and People features, and wrap up the issue with two amazing, yet different homes, for you to draw inspiration from.

Fall is a time for being outdoors, enjoying the beautiful scenes that nature has to offer and taking in walks by the water in the breeze before the winter snap hits.

Pour yourself a glass of wine, wrap up in a fleece and enjoy this issue of OUR HOMES.

Sarah Hoyer, Managing Editor
sarah.hoyer@ourhomes.ca

Follow us nationally
@OurHomesMag



HAVE IT
YOUR WAY

Customize any of our homes
in three great communities.

For a limited time, we're offering the chance to customize any of our designs to build the home your family has been dreaming about. This special opportunity is available exclusively in these communities, and won't be around for long.

BLACKSTONE
— IN KANATA SOUTH —

RICHARDSON
RIDGE
— KANATA —

LONGFIELDS
— AT BARRHAVEN —

Visit us online for sales centre locations.

Built for real life.
CARDELHOMES.COM



2014 PRODUCTION
BUILDER OF THE YEAR

CARDEL
HOMES

contents

fall

42



ON THE COVER

A Fresh Home In Greely.
Story, Page 30
Photography By
Justin Van Leeuwen.



22

departments


- 12 EDITOR'S NOTE
- 16 PUBLISHER'S NOTE
- 18 FEEDBACK
- 20 ADVICE
Children's Rooms
- 22 STYLE PICKS
Warm Wood Accents
- 42 COMFORT ZONE
House Of Fine Carpentry
- 68 PEOPLE
Award-Winning HDD Homes
- 75 HOME RESOURCE DIRECTORY
- 78 FINISHING TOUCH
Pallet Pumpkins

features

- 26 DESIGN IDEAS
Bold Powder Rooms
- 30 HOME & BUILDER
Back To The Future
- 44 GREEN LIVING
Eco-Friendly Lunches
- 46 FEATURE
This Home's Got Style
- 64 REAL ESTATE
Prep For Extreme Weather
- 66 COOKING AT HOME
Curried Cauliflower Chowder
- 70 GOOD TASTE
Apple & Pumpkin Drinks
- 72 GARDENING
Spectacular Fall Colours
- 76 DECORATING
Pick Your Decorating Style



46



66



30



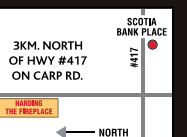
the
art of
fire



613.831.5056

2755 Carp Road, Ottawa

www.hardingthefireplace.ca





OUR PREVIOUS ISSUE marked the fifth year of publication for OUR HOMES in Ottawa. To celebrate the occasion, we invited our readers to send in their feedback, and be entered to win a prize package graciously supplied by some of our favourite local businesses, including Catherine Pulcine of Decorating Den Interiors, Gliding Shelf by ECL Innovations, Domaine Perrault Winery and Urban Barn. Our winner, Linda Wood, sent in the following comments:

"Since I discovered your beautiful magazine, I read it cover to cover and many pages have been clipped and added to my dream folder. I particularly like the "local" aspect and the advertising features. It's great to know that if I see something I like, I know where and how to source it. Thank you for providing me with so many hours of reading pleasure!"

Many of the entries we received echoed Linda's sentiments. It delights us each season to bring you inspiration for creating a beautiful home environment, while showcasing items you can find right here in our own city.

I would like to thank everyone who took the time to write to us, as it was such a great pleasure to receive so many kind and encouraging words from our readers!

Don't forget to come out to the Ottawa Fall Home Show taking place at the EY Centre from September 24-27. You'll find a coupon on page 74 to save on admission. With more than 150 exhibitors, you are sure to discover many ideas to spur your creativity. We always look forward to chatting with our readers in person, so we hope to see you there!

Beth Charbonneau

Beth Charbonneau, Publisher
beth.charbonneau@ourhomes.ca

 Like us on Facebook at facebook.com/OurHomesOttawa
 Follow us locally @OurHomesOttawa

Our 5th anniversary contest winner, Linda Wood.



THE DAWN OF A NEW ERA

Bring the timeless majesty of Wales into your kitchen or bath with two stunning new additions to our Marble Collection™. Discover our full palette of 124 elegant natural stone designs, including new Britannicca™, and find a dealer near you at CambriaCanada.com/Ottawa.

 **NEW BRITTANICCA™**
Marble Collection™



IS YOUR AIR CONDITIONER OUT OF DATE AND NO LONGER COOL?



Even if your air conditioner is only 10 years old, chances are that it is inefficient. New ENERGY STAR® certified models can be twice as efficient as older models.

RECEIVE
\$400* IN REBATES
UP TO
TO GO ENERGY EFFICIENT
NOW, THAT'S COOL!

FOR MORE INFORMATION, VISIT
HYDROOTTAWA.COM/REBATE



Subject to additional terms and conditions found at saveonenergy.ca. *Incentives are available for installation of eligible equipment completed between Jan. 1, 2015 and Dec. 31, 2015 and submitted no later than Feb. 1, 2016. Equipment must be purchased from and installed by a participating contractor. \$250 OR \$400 incentive with the purchase and installation of an eligible central air conditioner system. **saveonenergy** is funded by the Independent Electricity System Operator and offered by Hydro Ottawa. ^{ON}Official Mark adopted and used by the Independent Electricity System Operator. Used under licence. ENERGY STAR® is administered and promoted in Canada by Natural Resources Canada.

feedback

WHAT DO YOU THINK?

We love to hear what you have to say about OUR HOMES The City of Ottawa. We thought we would share some of our recent feedback. Enjoy!

I've been working with Beth Charbonneau from OUR HOMES magazine since she purchased the franchise a couple years back. Beth has since expanded the magazine and given other builders like myself the opportunity to be noticed in the Ottawa market. Beth has not only a heart for people, she also has a huge heart for our city.

– **Mark Kranenburg, Greenmark Builders**

I love browsing through the magazine! I don't miss an issue. It is great to see design from in and around Ottawa. As a decorator I get lots of inspiration from local sources!

– **Michelle Robitaille, Ottawa**

Great magazine! I love the local pieces as you are able to find stock, here in town. I look forward to each issue!

– **Maryanne Derouin, Nepean**

I really enjoy your magazine because of the ideas, useful tips and even a recap of ideas that I already know about but forgot! A great read for anyone in Ottawa or the surrounding area. Stories that apply to those who live here.

– **Lorraine Pigeon, Kanata**



Expert Design & Craftmanship *for over 30 years.*

Family owned, **Paradise Bath & Kitchen** has been helping Ottawa homeowners with their bathroom and kitchen renovations since 1984. Our team of expert designers, cabinet makers and plumbers work with our valued customers on projects from start to finish.

Visit our newly renovated showroom for innovative products and personalized service.

paradise
BATH AND KITCHEN

48 Northside Road, Nepean | 613.828.1515
www.paradisebathandkitchen.ca



©CAA, CAA logo and CAA Dollars trademarks owned by, and use is authorized by, the Canadian Automobile Association.
™ CAA Rewards, CAA Discounts used by the Canadian Automobile Association.

Does your home INSPIRE YOU?

Let us bring out its full potential *this fall.*

CertaPro Painters®
★★★★★

CAA Members **SAVE 5%** and
earn 5% back in **CAA Dollars®**
on all interior painting projects.

Some conditions apply.



613-701-0701
ottawa.certapro.com

Because Painting is Personal®

Each CertaPro Painters® business is independently owned and operated.



blinds | shades | shutters | draperies | bedding
top treatments | motorization | commercial



**Call Cathleen TODAY for Your
FREE In-Home Consultation!**

**Cathleen van der Westhuizen
613.670.5732**

cathleenv@gotchacovered.com
www.gotchacoveredcentralottawa.ca



advice

KIDS' BEDROOMS

STORY **STEPHANIE REDMOND**

Kids' bedrooms can be a challenge. The characters, favourite colours and toys can all create a bit of a circus effect. Kids like bold, they like pattern, and they don't always see what matches with the same level of maturity as you do. Not to mention, you're trying to please what will likely be your toughest client!

A bedroom or playroom does not have to be decorated with the same level of sophistication as the rest of your home, but it should certainly flow. Show a bit of restraint so the space doesn't look too wild. After all, we are trying to create a restful space (for the bedroom anyhow), not a party zone.

Kids are busy!

Their needs are more than just a bed and a dresser. They require a space to sit and play, a place to read, and storage for stuffies and toys. It should be soft and inviting but also stain resistant and easily maintained. I don't believe they always intend on making a mess, but they certainly have a knack for it. So instead of choosing perishable fabrics, make sure everything is washable so it lasts.

Remember that younger kids are short!

They can't reach anything set at adult height and it causes frustration. Set hooks low so they can easily hang up a sweater or backpack and make sure there is a stool on hand for high light

1. **Bed Frame:** landofnod.com
2. **Knit Blanket and Pillow:** Restoration Hardware
3. **Smoke Alarm:** Nest
4. **Cubebot:** areaware.com
5. **Drop Pouf Chair:** camillahounsellhalvorsen.com
6. **Teepee:** parkdaleteepee.com
7. **Petit Pehr Pillow:** Pehr Designs Inc.
8. **Storage Bins:** fluf.ca
9. **Cork Side Table:** jaspermorrison.com



Designer Stephanie Redmond shares her ideas.



switches. You can ask kids to clean up, but you have to have a system in place to allow them to do it.

If you let your child choose a paint colour, I guarantee they will choose something bold. Instead of fighting a losing battle, use their choice as an accent colour on one wall or on a piece of furniture. Don't overdo it. The same applies for wall coverings. A whole bedroom in pattern can be busy and leaves no space for trophy shelves or artwork.

Lighting

Lighting is always important and you should have at least two options: One to light the space when it's playtime and one to read by in bed. If you have a desk in the room, don't forget a small desk lamp. Children like to be masters of their domains, so give them the right tools for a little independence.

It's easy to get caught up in the here and now with a child's room, especially with the younger set. But beware of the age trap. In one or two years, they will outgrow it. Think ahead! **OH**



Realizing Your Dream Kitchen

LAURYSEN

KITCHENS

KITCHENS | VANITIES | CLOSETS



P: 613.836.5353

2415 Carp Rd. Stittsville, Ont.

www.laurySENkitchens.com



YARDS UNLIMITED
LANDSCAPING INC.



Design Office and Show Room
77 Holland Avenue (613)721-8195
inquiries@yardsunlimited.com
www.yardsunlimited.com

Inspired Outdoor Living



1

INTO THE WOODS

A touch of wood will add a warm and rustic feel to your home in the autumn months.

STORY SARAH HOY | PHOTOGRAPHY LYNDA GRAVELINE



2

1 THE ELECTRICAL & PLUMBING STORE

Six Light Chandelier

This fixture is a great centrepiece for any room. Imagine it hanging over a long table or over an entranceway table. The wood frame and candle lights create a warm glow.

31 Northside Rd., Ottawa | 613.721.2116
1080 Ogilvie Rd., Ottawa | 613.741.2116
epstore.com

2 BONDS DECOR

Camel Bench

This two-seater bench is a nice addition to any farm table. Made of maple with a hazel finish, this piece is both stylish and practical.

1242 Bank St., Ottawa | 613.523.1534
2212 Gladwin Cres., Ottawa | 613.523.2440
150 Iber Rd., Stittsville | 613.270.8504
bondsdecor.ca

3 L'IL STOOL HOUSE

Wooden Bar Stool

Create a cosy place to sit in the heart of your home with these wooden kitchen bar stools.

595 West Hunt Club Rd., Ottawa
613.224.7200 | stoolhouse.com

4 FRAMED!

Hand Crafted Frame

Add a touch of pizzazz to your décor with this unique solid mango wood frame. The circles add a touch of modern without diminishing the rustic appeal.

1075 Bank St., Ottawa
613.730.0477 | framed.ca

5 MA CUISINE

Serving Board

Wow your guests by presenting your cheeses and cold meats on a serving board cut from trees. These trays are available in four different sizes so you can create a tempting display for any dinner party.

269 Dalhousie St., Ottawa
613.789.9225 | macuisineottawa.ca

6 ARTEMANO


Live Edge Desk

Right on trend, the live edge collection is both stylish and warm. Following the natural wood grain, every piece is unique.

175 Trainyards Dr., Unit 6, Ottawa
613.518.1818 | artemano.ca OH



3



4



5



6



The Perfect Recipe

for a modern kitchen makeover.

By Brian McCullough

The problem with the old U-shaped kitchen arrangement in Ginette Tognet and Derrick Smith's beautiful Chapel Hill North home was all too common: Not enough space in any of the right places. Broken and uneven counter lines, inadequate cupboard storage, work areas obstructed by appliances — it was the perfect recipe for friction in the kitchen.

"When I cook I like to have room to prepare different things at the same time," Ginette said, "but with so little counter space I had to find little spots here and there to put things."

According to Derrick, traffic in the kitchen was also an issue. "We were constantly crashing into one another around the sink," he said. "Whenever we had parties, everyone would be migrating to the kitchen and tripping over one another."

The couple, both senior professionals, had a pretty good idea of what they wanted done to make their kitchen more workable, but they needed to find the right person to make it happen. A trip to the Ottawa Home Renovations Show in January solved that problem. Enter Westend Bath & Kitchen designer Peter Schneider.

"The clients wanted to open up the kitchen to the family room, which meant taking down the wall between the two rooms," Peter said. "They also wanted an island for more counter space and better storage for their recycling. This was a complete kitchen renovation — flooring, cabinets, countertop, lighting."

Derrick said they'd shopped around for quotes, but found that Peter's design was far superior. "The others just didn't have the same kind of

snap," he said, pointing out the position of the angled island, the new coffee bar and the open sight lines.

For Ginette, being able to choose all of the renovation materials during a single trip to the Westend showroom was a huge convenience. "Everything was picked out on that one visit," she said. "The white cupboards, the antique brown granite countertop, the marble backsplash, the Italian T-Stone porcelain floor tiles — there was no waiting for anything."

Derrick said he was reassured by Westend's one-stop management arrangement whereby all of the work was controlled by Peter through the company's appointed contractor, Chris Harrington.

"With some of the other companies we looked at we would have had to hire our own contractor to do the demolition and do the electrical," Derrick said. "We'd heard horror stories from friends about jobs that started and just never ended. The nice thing about having Westend handle everything for us was that they arranged for all of the services to come in. We had the reassurance that everything would flow together. They said it would take three weeks, and it took three weeks."

Ginette said she is enjoying her new kitchen. "There wasn't a lot of space to work before," she said, "but now it's much more open. It's quite nice the way it worked out. I just love it."

The Westend Bath & Kitchen showroom at 1660 Woodward Dr. is open Monday through Saturday from 9 a.m. to 5 p.m. Visit us online at www.westendbathandkitchen.com, or call 613-226-7701 for a free estimate.

westendbathandkitchen.com




URBAN
STAIRS & RAILS

STAIR & RAILING
SYSTEMS
STAIR RECAPS
STAIR PARTS
HARDWOOD FLOORING

613-688-2800

URBANSTAIRS.COM

Come visit our showroom at 165 Colonnade Rd. S.

THE BOLD AND THE BEAUTIFUL

STORY YANIC SIMARD



PHOTO: BRANDON BARRE

Searching for a little more drama in your décor? The powder room is the ultimate place to play with bold looks you would never dare apply in the rest of your home – you can enjoy it a little bit every day, without feeling overwhelmed by overexposure. Here are eight of my favourite ideas for getting a big look in this small space, and satisfy your craving for design excitement.

Playful Pendants

In a primary washroom, balanced lighting is especially important. In a powder room, however, consider choosing a pendant light that casts beautiful shadows across the room. One small hanging fixture will feel like a grand chandelier here, and the ambience it creates will be a magical moment for guests.



grahambrown.com:
Honolulu Palm Green
by Julien MacDonald

Cole & Son: Feather
Fan 89/4014

Powerful Patterns

Wallpaper is back in a big way, and the powder room is a great space to switch-up from paint. In a typical small bath, a large amount of wall surface is taken up by the door, the mirror, a window and the white fixtures, all of which break up even the boldest print – so you're free to run with your wildest passions. Try nature-inspired materials here, such as quartzite and exotic patterns like floral or tropical birds to give the bathroom a sense of warmth and luxury. *Continued on page 28*



WAC Lighting:
Rocket Pendant

Omexco: Mica
Wallcovering
MCA3311

PHOTO: BRANDON BARRE

online

Get more design ideas at ourhomes.ca/mag/design



From inspiration, to design, to installation...

The product selection you want; the quality you demand; and the results you dream about. You can trust Kitchens and Bathrooms First with your kitchen and bathroom dreams. Proud supplier of North American Cabinets.



Kitchens & Bathrooms First



Visit our new location and expanded showroom or look us up online.
850 Industrial Ave., Unit 5 | 613.749.1512 | bathroomsfirst.ca

WALKER'S FINE ART & ESTATE AUCTIONS



Walker's, one of Canada's leading fine art auction houses, is seeking consignments for our upcoming sales in the following areas: Canadian and European fine art and decorative art, Asian arts, and classic Inuit and First Nations works.

Walker's is also pleased to assist with your appraisal needs: Fair Market, Probate, Insurance and Charitable Donation.

Whether a single item or the full contents of a residence, we can accommodate your request. Please call to book an appointment with our specialists.

For more information or to book an appointment contact us at:

Jeff Walker, Fine Art & Appraisals: 613-868-0893

Ingo Hessel, Inuit & First Nations Art: 613-818-2100

Walker's: 613-224-5814

Check our website for upcoming auctions:
www.walkersauctions.com

design ideas

Magnificent Marble

Marble counters may seem too high maintenance (or too budget-busting) for a larger space such as the kitchen, but in a powder room, it only takes a small slab to create a vanity top, which will likely see gentle use. Indulge your taste for marble here, and you can enjoy it every day without the worry.

TIP: Ask a stone supplier what they have available in off-cuts, and you may be able to find a suitable (and beautiful) mini-slab for a bargain price.



PHOTO: GILLIAN JACKSON

Deliciously Dark

Love the sophistication of a deep, dark colour, but worry about feeling like you live in a cave? A powder room is the perfect place to take a walk on the dark side without getting tired of it – plus, it's a small space to repaint later when tastes change, so there's no need to worry about playing it safe.

Benjamin Moore
2121-10 Gray

Solid Stone

Floor-to-ceiling stone is the ultimate luxe look for a bathroom, and in a powder room this can be achieved on a reasonable budget, as the walls are typically smaller. Splurge on a favourite tile, and break up the effect with a large inset mirror panel.

Disappearing Mirror

Have a beautiful wall treatment to show off? Skip the mirror over the vanity, for a rule-busting look that will surprise guests. You can always add a mirror to the back of the door if you don't quite feel bold enough to go without one completely.

Colour Overhead

Powder rooms tend to be tall compared to their narrow width, so a painted ceiling helps visually lower the room to create both drama and balance. Try Benjamin Moore's 2062-60 Blue Hydrangea and feel like you have a brand new skylight overhead. Blue hues especially will make white surfaces look even whiter for a fresh, clean atmosphere.

Benjamin Moore:
2062-60
Blue Hydrangea


Look Out Below

Drama doesn't have to come from the walls or even the ceiling! Unadorned walls in a demure paint treatment (like Benjamin Moore's OC-23 Classic Gray – one of my signatures) paired with an eye-catching floor creates an unexpected, European flair that puts all the emphasis underfoot. **OH**

Benjamin Moore:
OC-23 Classic Gray

Cercan Tiles:
Lattice Onyx
Yellow and Snow
White Polished

Add drama underfoot



Fireclay Tile:
Diamond Lattice,
Dark Motif



Fireclay Tile:
Ogee Drop in
Azurine and
Cerulean



PHOTO: GILLIAN JACKSON

A photograph of a mirror with a diamond border. The Mirror Works Inc. logo is overlaid on the image. The logo consists of a stylized 'M' and 'W' followed by the text 'MIRROR WORKS Inc.' and 'OUR WORK REFLECTS OUR PRIDE!'. Below the logo is the website 'www.mirrorworks.com', the email 'sales@mirrorworks.com', and the phone number '613-746-4245'.

An advertisement for Triangle Kitchen & Bath. It features a photograph of a kitchen and a bathroom. The text 'HOME SWEET HOME' is written in a large, serif font. Below this is the text 'TRIANGLE...creating functional spaces that reflect your lifestyle and your style.' followed by 'TRIANGLE KITCHEN & BATH' in a large, serif font. At the bottom is the address '782 Notre Dame Street, Embrun', the phone number '613.443.3933', and the website 'trianglekitchenandbath.ca'.

An advertisement for Chuck Mills Residential Design & Development Inc. It features a photograph of a large, modern house with a swimming pool. The text 'Trust.' is written in a large, serif font. Below this is the text 'For 20 years, people have called on Chuck Mills Residential Design & Development to design the new home of their dreams.' followed by 'It's the start of a relationship built on trust, and one that consistently leads to highly satisfied clients and award-winning results.' At the bottom is the text 'Tour our online gallery of past projects at cmillsdesign.com'. The company logo 'CHUCK MILLS RESIDENTIAL DESIGN & DEVELOPMENT INC.' is in the top right corner. At the bottom right is the text 'For an estimate on your new home design or renovation project, call 613-825-0548 or email info@cmillsdesign.com'.



The open-concept main floor has hardwood flooring from Hunt Club Flooring + Decor and a fireplace from Ambassador HVAC.
BELOW LEFT: The exterior of the home shows Timberville Developments' work.

BACK TO THE FUTURE

STORY **HEATHER WRIGHT**
PHOTOGRAPHY **JUSTIN VAN LEEUWEN**

When he designed and built it eight years ago, Michael Ayoub's contemporary Greely home was the housing equivalent of a flying car or a robot butler. It represented a vision of the future.



This stately home buzzes with contemporary chic, enveloped in crisp design choices and clean lines. It's very much reflective of today's most sophisticated styles, but Michael made all these choices very consciously years ago.

President and owner of **Timberville Developments**, Michael counts his current home among other numerous design projects, including custom builds and extensive renovations. He specializes in urban development and construction project management and takes an active role in both the design and selection of finishes.

He admits jokingly that he initially endured some good-natured teasing from friends about some of his design choices, as you do when you move into unfamiliar territory. For example, the Arriscraft blocks that stack the exterior of the home are clean, crisp and sizeable. He jokes

that his friends wondered if he was building some sort of commercial building, like a bank.

Michael knew exactly what he was doing. The clean exterior lines serve as a base for the design thread that connects the whole house. He designed the exterior to have a commercial feel, but not old commercial. "I wanted to design and build something to transition between commercial and contemporary but still maintain a warm feel."

The look continues up the front walk to an impressive, oversize custom-made front door (**Marlboro Windows and Doors**). "The front door is the first thing you see, and we didn't want something off the shelf. It offers privacy, but lets the light in as well."

The preference for clean lines and angular visuals is

Continued on page 33




ABOVE LEFT: An additional seating area off of the living room completes the space. **LEFT:** The entranceway opens into the large area. The stairs with railings from Aleika Stairs and Rails lead to the floors above and below. **ABOVE:** The children and dogs enjoy the open space.

present in every room and in every detail, from ceilings to furniture to finishes. He explains his philosophy: “Make your space a pleasure to live or work in. Clean crisp lines make us feel upbeat, focused and positive, which is greatly impacted by our immediate surroundings.” This four-bedroom, 4,000 sq. ft. home that Michael shares with his wife and three children doesn’t just look modern. It is modern in the literal, technological sense of the word. The home is fully automated and allows Michael to

control the security system, cameras, fireplace, thermostat (**Ambassador HVAC Inc.**), garage doors, music and lighting (**Marchand Lighting + Electrical**). For Michael, this tech is cool, but it’s more about having the ability to simplify life for his busy family. Michael’s favourite room is the sizeable great room, which sits aside an open concept galley kitchen, with rich, dark shaker style cabinetry (**Astro Design Centre**), sleek hardware (Astro) and white quartz

countertops (**StoneSense**), providing a nice contrast in colour. He likes the great room because it is positioned in the middle of the house and provides a view from every angle. Light pours in through banks of windows and spreads out along dark hardwood floors (**Hunt Club Flooring + Decor**) which cover most of the first floor. A focal point in the great room is a two-storey, see-through floating stone Napoleon fireplace (**Cultured Stone Creations**). *Continued on page 34*



The wide, tall windows (Marlboro Windows & Doors) are not just conduits for light and air. They are a distinct design choice. Their clean lines frame multiple vistas of the outdoors, the serene lanai and man-made lake that abuts their sizeable backyard. “There is nothing like having architectural elements that allow your indoor living to expand and blend with the outdoor space,” says Michael. “By keeping the front and back patios at the same elevation as the living area, I created one giant living space. Even on a rainy day, we can live practically without walls and enjoy the outdoors on our 600 sq. ft. lanai.”

Michael is also keenly aware of the role of supportive design elements that slide together to provide an essential backdrop to amplify the impact of the design. For instance, almost the entire home is done in the same soft and neutral paint colour (Sherwin-Williams, Eider White), which he has used in most of the homes that he’s built or renovated, because of its sophisticated simplicity. Similarly, he’s used wide, neutral tiles (Astro Design Centre) in the master bathroom.

Michael believes that colour shouldn’t come from the walls, which can actually serve to box the space in, but rather should come from strategic accessories and accents, placed around a room to draw the eye and create that sense of colour in a more subtle fashion.

Continued on page 38



ABOVE: The stylish kitchen boasts countertops from StoneSense. **TOP RIGHT:** A sneak peek into the powder room. **RIGHT:** A small dining area overlooks the water. **OPPOSITE:** The fresh kitchen leads into the large dining room.





The dining area features a built-in hutch and wine racks, leaving the floor space for guests.

home & builder



LEFT AND BOTTOM RIGHT: The sleek en suite bathroom provides a relaxing place. **BELOW:** The covered outdoor area is perfect for all seasons. **BOTTOM LEFT:** A boy's bedroom is nothing without some Lego!



He's accomplished just that by utilizing oversize paintings from local artist **Frank Milo**. One with warm rust and yellows hangs in the dining room. In the great room, another of Milo's paintings with soft lines and calming blues hangs between the windows. It's strategic in the sense that it draws the eye, but also splits the space between the great room and the raised living room without requiring a physical separation.

"A home should be unique, practical and something to be proud of," says Michael. "Combining familiar components, functionality and personal taste create something more than just a house."

What is perhaps most interesting about this home is the way in which Michael was able to precisely match his finishes and design to reflect the evolution of his work from nearly a decade ago to today. **OH**



Celebrating 50 years of excellence, Barwood Flooring is Ottawa's Premier leading flooring specialist. Our Showroom, located in Nepean, will mesmerize you with a wide array of the finest quality of flooring selections such as **HARDWOOD, CORK, LAMINATE, LEATHER, HAND-SCRAPED, ENGINEERED, VINYL, STAIR REFACING** to reflect your home's sophistication and to suit every style and budget. Our sales consultants are highly knowledgeable with our products and will respond to any of your questions. Estimates are FREE. Our warehouse is a humidity-controlled environment, unique in Ontario.

BARWOOD FLOORING

"Flooring for life."

ONE MAIN LOCATION TO SERVE YOU:
155 Colonnade Road S, NEPEAN | T: 613-225-0296
www.barwoodflooring.com



Hardwood Floors
Mirage - Dark Leaf White Oak - Flair Collection



timberville.ca

urban development
project management

- Custom Home & Infill Development
- Project Management
- Home Renovations

Timberville provides project management, consulting & design service regardless the stage of your project. We make the process seamless by coordinating all the necessary elements for a custom build, home renovation or special project. Our role varies depending on each customer's unique needs. To better understand our comprehensive approach, please contact Timberville today for a free evaluation.

613.794.8277
info@timberville.ca

GET INSPIRED FOR YOUR NEXT RENOVATION

OAKWOOD'S NEW SHOWROOM COMBINES DESIGN EXPERTISE WITH HANDCRAFTED FURNITURE, CUSTOM CABINETS, AND STATE-OF-THE-ART APPLIANCES TO FAST FORWARD RENOVATION PLANNING.

If hit shows like *Make it Right* and other favorites like *House Hunters*, *Property Brothers*, *Love it or List it*, and many others now streaming on Cable and Netflix are any indication; the appetite for renovation information seems insatiable. Homeowners are not only into "make overs" in a big way, they are getting educated about the many issues associated with renovation projects and home improvement.

All of this is also fueling a different, more discerning buyer that is looking for a different type of renovation experience – one that is more complete and holistic in its approach. For homeowners who want a one-stop shop type experience with a boutique feel, they need look no further than the new **OakWood Showroom and Design Center** at 555 Bank Street.

CONVENIENT LOCATION

Located on the second floor of **Randall's Décor** at the corner of Bank and Isabella, the new showroom features an impressive selection of picture-perfect vignettes for every room in the house, including four unique kitchen designs by OakWood.

ONE-STOP SHOP

The new showroom is part of OakWood's commitment to a complete customer renovation experience like no other. Providing customers with access to expertise and quality materials all under one roof at the new 555 Bank Street showroom location is also part of that commitment. "Everyone is running flat out," says **John Liptak, OakWood's CEO**. "Homeowners want the simplicity of going to one location to see many examples of colour, textures, furniture, and unique high quality materials to get inspired," he says. "And then they can sit down with a certified home renovation designer to start developing a concept design that incorporates those elements," he adds.

"With our 3D concept design, homeowners can see any material finishes they want in a renovation including their existing furniture," says **Patricia Liptak-Satov, OakWood's COO**. The beauty of this service is that it takes the guess work out of planning. Customers can make changes with a designer and see how that affects their budget in real-time before anyone lifts a hammer.

Liptak-Satov also believes that customers want a boutique experience with affordable customization. "Box stores fill a need and are efficient, but everything is mass produced," she says. "OakWood offers a different renovation experience with a boutique feel that is nurtured in part through its partnership with Randall's Décor and most recently the introduction of **Seriös**, an Ottawa-based provider of quality, Canadian-made cabinetry solutions."

A SERIÖS ADVANTAGE

"Seriös plays a big role in our ability to create a unique customer experience," admits Liptak. "Everything is handcrafted in Canada from scratch. Every cabinet comes standard with soft-close drawers and doors, and dovetailed solid wood drawers," he says. "The whole point of Seriös is to enable homeowners to get an affordable yet uniquely personalized cabinet solution for any room in their home."



A final plank in the total customer experience is a new and exclusive partnership with **Appliance Canada**. This relationship not only enables OakWood customers to get any type of appliance they want – at a great price – they can have them included in their concept design and then professionally installed by OakWood.

Purchasing appliances directly through OakWood has other advantages. "Steam ovens are popular right now because they are healthier," says Liptak. However, many of these appliances have special plumbing, clearance, and installation requirements that should be considered at the planning and design stage of a renovation. "A Gaggenau steam oven has the water and drain line hooked-up to the plumbing system, others like Miele require the water to be added by hand when you want to steam something," says Liptak. "There are many options and ideally you want to address any special requirements at the design stage," confirms Liptak.


Few if any other renovators in Ottawa offer the suite of services and value-added partnerships that create a true one-stop-shop customer experience.

You can visit the new **OakWood Showroom and Design Center** in Randall's at 555 Bank Street.

For more information on **OakWood's Design + Build service**, visit **OakWood.ca** or call **613-236-8001**.



comfort zone



FINE CARPENTRY

STORY **SARAH HOY**
PHOTOGRAPHY
JESSICA DEEKS

THE COMPANY: Located near the train yards in Ottawa's east end, **House of Fine Carpentry** offers a variety of unique products for building or renovating your home. Owner Paul St-Germain made his passion a business. "After working in the electronics industry for 15 years, I decided to turn my life-long passion for design and building of unique woodworking products and furniture into a business."

WORKING WITH YOU: If you are looking for something custom this may be the place for you. "We work with the client in understanding their needs, creating products and solutions that meet their needs," says Paul. "We clearly define the expectation between both parties, manufacture with the highest quality in mind and deliver on time."



KEEPING IT LOCAL: The reason many people in the city love House of Fine Carpentry is evident. Paul says his business appeals to "those who want functional designs and high quality solutions, manufactured here in our shop. We design and we build in Ottawa."

ON TREND: Winery-style kitchens, a mix of modern and traditional style cabinetry and funky hardware are all popular. "There is still a lot of demand for traditional woodworking, since there are so many homes in the region that already have it." Homeowners are also looking for unique touches to their homes such as custom built-in cabinetry, well-planned unique kitchens, columns and coffered ceilings.

GET THERE: 790 Industrial Ave., Unit 5, Ottawa
613.736.9930 | houseoffinecarpentry.com **OH**



MASTER THE LITTER-LESS LUNCH

5 Fun & Friendly Packaging Options

STORY **SHELBY HILSON**

It's back to school and back to work, which means it's also back to the dreaded chore of packing lunches. Aside from adhering to food restrictions, choosing food your kids will actually eat and finding the time to prepare each night (or early morning), lunches have been made even more challenging with many schools' "no-waste" policies.

Though a challenge, it's a healthy initiative for all involved, especially this beautiful planet we live on. According to wastefreelunches.org, an average school-age child using a disposable lunch generates 67 pounds of waste per school year. That equates to 18,760 pounds of lunch waste for just one average-size elementary school. We have an opportunity to not only make our packed lunches more eco-friendly, but also more fun.

Here are some fantastic North American products to incorporate into your lunch-packing routine:

1 Invest in a few reusable Colibri snack and sandwich bags. These colourful, printed bags feature a water resistant nylon liner, are BPA-free and FDA approved as food safe. Zippers are lead and nickel free too. Simply wipe the bags out or throw them in the wash. Get the kids involved and try their new "colour your own" line.

2 Along the same lines, in place of plastic wrap, try Abeego all natural beeswax food wrap. Combined with hemp, organic cotton, jojoba oil and tree resin, the beeswax wraps keep food fresh longer and can be used with everything from sandwiches and veggies to meat and cheese.

3 Finally make good use of those old mason jars with a Cuppow lid. BPA and phthalate free, their BNTO Lunchbox Adapters are a genius and affordable way to pack veggies and dip, salad and sauce, fruit and yogurt, or a number of other combinations in a single mason jar.

4 There are tons of great, eco-friendly lunch boxes available, but research shows that kids often eat more of their lunch when they have visible options. Plus, it's way easier to wash one container than several different dishes and lids. Check out PlanetBox, a stainless-steel option with several compartments and a customizable lid. The Goodbyn Hero is another great design with three main compartments and two separate "dippers." They are dishwasher safe, BPA and phthalate-free, and 100 per cent recyclable.

5 Lastly, for yummy soups, stews, pastas or hot drinks, U•Konserve offers great stainless steel, leak-proof, insulated food jars, which keep food hot or cold for hours. They're BPA, PVC, phthalate, and lead-free, and come in 12 or 16 oz sizes. **OH**



Abeego



PlanetBox

U•Konserve



Cuppow



Colibri

Goodbyn

When shopping for green lunch products, look for the following:

Free of toxins, such as PVC, lead, BPA and Phthalates. These are not things you want your or your child's food coming into contact with.

Washable and/or dishwasher safe. The easier it is to wash, the more likely you'll be to use it.

High quality. If you're going to invest in reusable lunchware, then make sure it's not something you'll be tossing a month from now. Natural materials like glass, stainless steel and bamboo are usually good bets.

KITCHENS AND CUSTOM CABINETS

DESIGNED AND BUILT HERE IN OTTAWA

Follow us on:

Designers and Contractors Welcome

SALES • DESIGN • INSTALLATION

UNIT 5, 790 INDUSTRIAL AVE. • 613.736.9930 • houseoffinecarpentry.com




HOUSE OF
FINE CARPENTRY

Black Stone

Importers & Distributors of
Fine Stone and Quartz

Visit us for inspiring ideas using stones from all continents. We will assist in choosing the right stone for your project!

1914 Merivale Rd., Unit 7 Ottawa
613-72-STONE(8663)
www.blackstoneimporters.com



The lounge boasts a beautiful photo wall, which features the couple's own photos of places they have travelled. **ABOVE** RIGHT: Louise and Marc enjoy their stylish space.



Doh fa fa IN ORLEANS

STORY **MORGAN BARNES**
PHOTOGRAPHY **JESSICA DEEKS**

“I was thinking...” Marc Bergeron knows that when his wife, Louise Champigny, says these three words, it means a home renovation project is about to begin and he’ll soon be busy preparing one of his architectural drawings.

Before they met 15 years ago, the couple had their separate government and commercial projects featured in the same issue of *Canadian Architect* magazine: Louise for her project leadership role on an innovative office design demonstration project for Public Works and Government Services Canada in Hull, and Marc for his oversight role for a Nortel campus project in Montreal.

Eight years ago, the couple decided to sell their two-storey home and purchase a bungalow in a new **Monarch Homes** development in Orleans. They’ve been investing time with renovation projects to adapt the house, their eventual retirement home, exactly to their needs. “For me, it’s all about function,” says Louise. “It’s rare that you use rooms as they are originally designed, so if it’s not working for you, redesign it.”

The home is a testament to Louise’s stylish project leadership skills and Marc’s

architectural and planning expertise. Despite differing styles – Louise is modern/classic, while Marc is more traditional – the couple blends tastes for a unified look that exudes both of their personalities.

The bungalow’s front room, painted Benjamin Moore’s Creamy White, is Louise’s favourite place. With its sun-soaked windows, it doubles as her grandson’s nap room and as a creative space for her painting and sewing projects. A heavenly daybed from Restoration Hardware floats comfortably against the wall, beautifully covered with wallpaper from **Decorator’s Choice Paint Store**. Armoires from IKEA bookend the daybed perfectly, while a soft rug from HomeSense warms the space. Above, a golden swan chandelier from **Bombay Company** is a plucky choice.

The welcoming foyer boasts a handsome console table from **The Upper Room Home Furnishings** and is illuminated by lighting

Continued on page 48

BELOW: The entranceway shines with a drop zone and a stained-glass transom window. **RIGHT:** The doors lead from the entranceway in a stunning space complete with a rose ball. **OPPOSITE:** The dining room is set with glasses collected by Louise's son and gifted to her. The archway leads to the kitchen creating a separate, yet open space.



sconces from **Living Lighting** and ceiling lanterns by Union Lighting of Montreal. Beyond the double french doors, your eyes are drawn to the statement-making rose ball and urn from another Montreal décor store, Flore.

It's here you are struck by the warm hardwood by **Barwood Flooring** throughout and the Monarch home's dramatic open-concept design with 12-foot and 16-foot ceilings. To the right, a formal dining room table and buffet from The Upper Room Home Furnishing exquisitely occupies the space as a traditional crystal chandelier from Living Lighting reflects ample light from the windows. Iridescent curtains from **C&M Textiles** take full advantage of the room's loftiness. Glittering pieces of glassware with gold-trim, from **McIntosh Factory Store**, were given to Louise by her son over the years. They are Louise's cherished possessions.

As an interior stylist who draws on many sources of inspiration for her work in both commercial and residential design, Louise admits



that styling your own space is sometimes more challenging. "Louise is always improving her nest," says Marc. It's an appropriate metaphor since Louise also started her own interior styling company, appropriately called **Nesting**.

Marc credits Louise's soft approach to working with contractors and clients and involving them in the process that makes her projects so successful, beautiful and unique. "With her clients, Louise has no predetermined ideas of what their style is," Marc says. "She learns their habits, what textures they like, and really gives them confidence in their own vision."

One of her favourite designers is *CityLine* regular, Brian Gluckstein. A few years ago, Marc surprised Louise with a trip to Toronto where she met Brian on television and received his expert advice for her living room. The designer was so impressed, he had little instruction to give, except to add a couple more rows of their travel pictures above their buttery **Luxe Home Interiors Ottawa** sectional. With cathedral ceilings and large windows, the space beautifully shows off creative choices, like the exotic Bombay

Continued on page 50



feature

Company end tables, Caprese glass lamps from Pottery Barn and a striking Pier 1 Imports console table.

Dark charcoal-stained cherrywood cabinets with a grey glaze by **Deslaurier Custom Cabinets**, fine granite countertops from **Mountain Granite** and stainless steel appliances from The Bay imply that Louise and Marc are passionate master chefs in the kitchen. The truth is, due to Louise's food allergies, the kitchen design came more out of necessity and functionality since the couple often find it easier to dine at home. A ceiling light fixture also ordered through Restoration Hardware brings an industrialized look to the modern kitchen.

Continuing Louise's eclectic love for all things beautiful, the master bedroom is a study in bringing seemingly uncommon elements together with intention. Dark Caribbean-inspired blinds from Home Depot, a modern Mobilia bed frame, and shimmering crystal chandelier from **Zone Maison**, conjure Hollywood film-star allure. An accomplished do-it-yourself aficionado, Louise refinished the Randall's night stands and dresser with an attractive stain. Completing the room is a vintage dressing table purchased at an auction and matched perfectly with an airy chair from Bowring.

Continued on page 52



The breakfast area creates a space for the couple to enjoy their garden views. **OPPOSITE:** The kitchen is slightly sectioned off from the rest of the floor, however the walls are low and one side opens up into the breakfast area and part of the lounge creating a unique style.



The en suite bath is luxurious with silver and crystal accents, set against glistening white porcelain, glass and marble. The detailed marble and stone tiles are from Ciot Habitat in Montreal and **Euro Tile & Stone** in Ottawa. A soaker tub and faucet selections and glass shower door from **Mondeau Bathroom & Kitchen** are stylish choices that complement the detailed marble-and-stone tiles from Euro Tile & Stone. The space is a rejuvenating retreat after a long day. It's hard to believe that the bathroom was reduced in size at Louise's request to make room for a larger walk-in closet, but it reveals her determination to maximize the home's best features. *Continued on page 56*

TOP RIGHT: The master bedroom offers a relaxing space on the main floor. **TOP LEFT & LEFT:** The en suite bathroom is fresh and stylish like the rest of the home. **BELOW:** Little touches are Louise's forte.



Granite, Ceramic, Quartz,
Hardwood, Marble

STONE DESIGN CONCEPTS INC
THE REGION'S BEST SELECTION OF STONE PRODUCTS

15 Bentley Ave, Ottawa
Mon-Fri 9am - 5pm
613-228-5456
StoneDesignConcepts.com



feature

This stylish space doubles as a nursery for the couple's grandchild and a creative space for Louise.



Making houses "HOMES" **BONDS** decor Since 1927!

CANADIAN MADE SOLID WOOD FURNITURE

VISIT ONE OF OUR TWO FURNITURE SHOWROOMS

Central – 1242 Bank St., Ottawa | 613.523.1534
West – 150 Iber Rd., Stittsville | 613.270.8504
www.bondsdecor.ca

7i DESIGN

DESIGN
BUILD
RENOVATE

613-592-3103 613-286-4143 7jdesign.com

Trusted for over **25 Years!**

SPECTRUM KITCHEN & BATH DESIGN

SPECTRUM KITCHEN & BATH DESIGN

Visit our **NEW SHOWROOM!**

You will experience amazing kitchen possibilities and exceptional service from our design and installation teams...guaranteed!

CORTINA **Cartier** KITCHENS

430 Hazeldean Road, Unit 2, Kanata
613.521.6966
spectrumkitchens.ca



The footprint of the bungalow grew to 3,700 square feet when the couple took on their biggest project – finishing the lower level with a theatre room, wet bar, play area, and guest room. The two-month renovation project was completed on schedule between October and December 2011, with a couple of days to spare to receive guests in time for Christmas. Working with contractors, Louise says it's important to establish a good rapport. After that, it's up to you to be hands-on with your renovation. "Be organized, keep a schedule, and do follow-up calls to confirm everyone knows the plan and time they are to be there," says Louise. "It's also important to know exactly what you want so you can bring them along on your vision."

"Her vision is my mission," Marc says with a laugh. **OH**

The colourful playroom in the basement is next to the entertaining area, complete with a large pool table and TV room.



tailored living

featuring **PremierGarage**

Let Tailored Living design your space and bring the order you need to your home today with custom home organization solutions tailored to the way you live.

613.225.5218 www.tailoredliving.com
www.premiergarage.com



**Making houses
"HOMES"
Since 1927!**





- High Solids Alkyd
- High Performance
- Translucent Satin Finish

Visit one of our 3 convenient locations!

East – 2212 Gladwin Cres., Ottawa | 613.523.2440
Central – 1242 Bank St., Ottawa | 613.523.1534
West – 150 Iber Rd., Stittsville | 613.270.8504

www.bondsdecor.ca



Bonnechere Valley Windows

Manufacturers of

- European Tilt & Turn style windows and doors
- Traditional casement, slider and hung windows

www.b-v-w.com



2824 Fourth Chute Road, R.R. #6
Eganville, Ontario Canada K0J 1T0
Email: info@b-v-w.com

Telephone: 613-628-3056
Toll-Free: 1-800-257-1681
Facsimile: 613-628-9070

NEPEAN SPORTSPLEX

1701 Woodroffe Ave.
Ottawa, Ontario

FREE PARKING

Corner of West Hunt Club
and Woodroffe Ave.

PARENTING TIMES MAGAZINE

Presents the

Ottawa

Parent & Child expo

Oct. 24 & 25, 2015

Family Day Pass \$12**

(*2 adults, 2 kids)

Fitness Demos

play
Learn
Explore

Play Zones

Activity Zones

nickelodeon
DORA the EXPLORER

© Viacom International Inc.

Meet Dora The Explorer and Diego*

Face Painting

Questions? Talk with local parenting experts

For the Parents:

- New products
- Shopping
- Education & private schools
- Parent & child fitness
- Family health & wellness
- Summer camps
- And much more

For the Kids:

- Meet & Greet Dora the Explorer & Diego*
- Interactive Play Zones
- Enjoy entertainment & mainstage performances
- Exhibitor performances
- Martial arts, gymnastics and fitness demonstrations
- Special mascot appearances
- Check www.ParentandChildExpo.ca for even more show updates

* Note: Dora & Diego is not a musical performance.

Our Sponsors & Partners

ourhomes
THE CITY OF OTTAWA

International Nannies
& Homecare Ltd.

norecob

CAPITAL PARENT

family media
publishing inc.

PARENTING TIMES


Looking to Exhibit?

For more information and to book your booth contact
peter@OttawaParentingTimes.ca or 613-656-3430

Check out our website for all the show details:

www.ParentandChildExpo.ca

Attention Ottawa Parents!
Want to learn more
about all the family
fun at the show?



Only Gliding Shelf Solutions create custom, made-in-Canada, pull out shelves for your existing cabinets. Make the most of the space in your kitchen, bathrooms, pantry and under sinks. Organize, increase space and put everything at your fingertips, all within your budget.

Save 15% with the Healthy Homes Renovation Tax Credit for Seniors 65+

CALL FOR A FREE CONSULTATION

613.248.8448


www.eclinnovations.com

Gliding SHelf SOLUTIONS

ecl innovations
practical home enhancements
améliorations pratiques chez-vous

ECL Innovations is the Authorized Dealer for
Gliding Shelf Solutions in the Ottawa Area

Transform your
existing cabinets
with custom
pull-out shelves.



Patterson HOMES

Personalized Building

Authorized Dealer for
LINWOOD
CUSTOM HOMES

Building your dream
home with you,
not just for you.



613.850.6275 www.pattersonhomes.ca

Re-imagined NEW LOOK ~ NEW PRODUCTS



JUST IMAGINE...

IN-HOME CONSULTATIONS BY APPOINTMENT

A wide
variety of
fashion accessories,
unique gifts
and home décor

5532 Manotick Main St., Manotick | 613.692.5550 | www.JustImagineDecor.com

Share
YOUR HOME
WITH ourhomes.ca

- 1 Snap a photo of your home or landscape project this summer.
- 2 Upload to social media.
- 3 Hashtag it *#ourhomesmyhome*
- 4 We'll show your home off on our website and social media pages!



[facebook.com/
ourhomesmag](https://facebook.com/ourhomesmag)



[pinterest.com/
ourhomesmag](https://pinterest.com/ourhomesmag)



[twitter.com/
ourhomesmag](https://twitter.com/ourhomesmag)

Nepean Sportsplex *Christmas* CRAFT SHOW

November 5-8, 2015

Show Hours

Thursday 10 am - 8 pm
Friday 10 am - 9 pm
Saturday 10 am - 5 pm
Sunday 10 am - 4 pm

Admission Prices

Adults	\$5
Seniors / Youth	\$3
Children (under 12)	Free



Over 140
talented artisans
—
Find unique
one-of-a-kind items



Thursday
2 for 1 admission
10 am - 8 pm



Free Parking!
1701 Woodroffe Avenue

Ottawa

ottawa.ca/sportsplex

3-1-1    
TTY 613-580-2401



WILLIAM'S COURT

William's Court is Lépine's latest luxury apartment community in Ottawa. This modern resort-like community has dozens of apartment layouts – for the young or for the young at heart, for those looking to move up in the world or for those looking to downsize. They have something for everyone. This modern adult lifestyle community offers everything from the efficient unit layouts you might find in a luxury hotel to grand suite layouts that deliver the panache of the city's finest condos, but without any ownership headaches. These apartments are pet-friendly and are free from property taxes, condo and maintenance fees, or any other hidden costs. Suites start from \$1350 per month and range in size from 700 to 1750 square feet. With world-class award-winning amenities included in your rent, William's Court provides quality and value that is unique in today's rental or condo market.

Lépine is a family owned and operated business that is founded on 60 years of quality construction and a traditional "owner in the store" approach. They have led the way in defining a fresh new approach to apartment living in Ottawa.

Find the William's Court ad in this issue of OUR HOMES magazine.

WilliamsCourt.com
1145 Maritime Way, Ottawa
613.319.9910

(Please see ad on pg 8)



TRIANGLE KITCHEN & BATH

At Triangle we offer new spaces that are tailored to your personality and unique lifestyle! How do we do it? Our talented professionals take into consideration your current and future needs, lifestyle and daily activities to create spaces with an atmosphere distinctly your own.

Listening is the key to our success. Combining more than 30 years of experience in cabinetry and millwork, we have learned how to meet and exceed our clients' expectations. Whether you want to create an environment that is cosy, peaceful or creative, we will adapt our services to match your tastes. No matter the nature or size of your project, we make sure that, together, we find the solution that best suits you.

From the initial consultation through the concept design to the final production drawings, this process provides you with the opportunity to think about your options. We offer our expertise and professional advice for your selection of: doors, drawers, handles, countertops, sinks, hoods and venting systems, accessories and much more! This important process enables Triangle to offer different products that will meet your budget whether it is a renovation or a new construction.

Visit our website to view our photo gallery and the latest addition, our exterior kitchens. **Call today 613.443.3933 to see how we can turn your dream project into an exceptional living space you will be proud of.** trianglekitchenandbath.ca

(Please see ad on pg 29)



BLACKSTONE IMPORTERS

At Blackstone we strive to ensure our clients find the right selection of stones for their dream project. 700 slabs are available for viewing at our location! We have carefully handpicked the most beautiful and exotic of natural stones and quartz from around the globe. When in pursuit of nature's beauty we keep you and your requirements in mind. We are constantly updating our stock to parallel current market trends by consulting with professionals in the industry.

We also get inspiration when working with our clients from the very start of their remodeling projects. At Blackstone, we understand kitchen and bathrooms are key areas of your home and it needs a personal touch. Blackstone's knowledgeable staff are here to walk you through the experience and help you select the right stone for your needs. Stop by our showroom to see some of the exclusive colors. You can also visit us at www.blackstoneimporters.com

**1914 Merivale Rd.,
Unit 7, Ottawa
613.72.STONE(8663)**
(Please see ad on pg 45)



BREAKTHROUGH TECHNOLOGY FOR HARD-TO-COVER WINDOWS

Say goodbye to naked windows—regardless of shape or style. Bottom-hung, side-hung, skylights and "tilt and turn" windows and doors can now be easily and beautifully covered thanks to an amazing new product available through **Gotcha Covered**, the window covering specialists.

These tailor-made blinds include both venetian and pleated styles and come in an array of colours and fabrics. While they can be "free hanging" (like traditional blinds), what makes this product unique is the blinds can be installed directly in the glazing bead, allowing **unrestricted opening and closing** of any window or door. Plus, the blinds can be adjusted from the top or bottom so they are always right where you need them.

Gotcha Covered makes it easy. Window coverings specialist Cathleen van der Westhuizen can help you find the right solution to fit your style. Cathleen brings the store home to you, with great design ideas and products from major manufacturers. She'll also take care of all the details, from helping you select the right design to measuring and professional installation.

From blinds, draperies and shades to curtains, shutters and more, she's Gotcha Covered. **Call Cathleen at 613.604.9757 and book your consultation today!**

gotchacoveredcentralottawa.ca
(Please see ad on pg 74)



OTTAWA FALL HOME SHOW

The ALL NEW Ottawa Fall Home Show is debuting at the EY Centre with an impressive line-up of exhibitors that encompass home ingenuity and inspiration. Building on decades of expertise in the home and design industry, this is your one-stop-shop to achieving your dream home.

Let the celebrity stage presenters and more than 150 exhibitors give you the advice you need to bring creativity and breathe life into your home. Get inspired by the bold and innovative products that capture the latest trends in home design and decor.

This Fall Home Show, we're also proud to bring you the Ultimate Upcycle Challenge presented by Rust-Oleum, where local design experts and Ottawa celebrities will be repurposing a pre-loved item and making it beautiful again, all in support of Habitat for Humanity.

Find this event and so many more show highlights at The Ottawa Fall Home Show running September 24-27 at the EY Centre.

For more show information and to buy your tickets online please visit: ottawafallhomeshow.com
(Please see ad on pg 74)

saveONenergy™



KEEPING YOUR HOME COMFORTABLE AND EFFICIENT


From the freezing temperatures of February to the heavy humidity of August, Ottawa residents are used to constantly adjusting their thermostats. But did you know that as much as 60 per cent of your home's energy is used by heating and cooling? The good news is that some small changes can add up to big energy savings.

Here are three simple ways to keep the temperature steady and the energy costs down: use fans to keep air in circulation; close your fireplace damper when not in use to prevent leaks; and install weatherstripping to reduce air loss by up to 20%.

And to see even more savings over time, consider upgrading to an ENERGY STAR® certified heating and cooling system. With the saveONenergy Heating & Cooling Incentive, you can receive up to \$650 in rebates. Find a participating contractor at hydroottawa.com/rebate.

So while Ottawa weather may be challenging, staying comfortable and saving energy doesn't have to be.

Get coupons for Energy Star® Ceiling Fans, weatherstripping and more at hydroottawa.com/Save-Energy
(Please see ad on pg 18)



Award -winning
'Mad Men' theme kitchen
from CDECA's 2015
National Competition

Take advantage of our local talent.
For more information contact

www.cdeca.com 1.866.878.2155 info@cdeca.com

to find an accredited decorator to
bring out the best in your home.



Advertise in
our **Winter**
Issue & get
noticed!

**Give YOUR BUSINESS the benefit of
premium exposure to our
extensive targeted readership!**

ADVERTISING INQUIRIES & SALES, PLEASE CONTACT:

Mike Beard
T: 613.519.1609 ext 103
C: 613.324.3404
mike.beard@ourhomes.ca



EXTREME WEATHER

READY OR NOT, HERE IT COMES

As denizens of a land of extreme weather, most Canadians believe they can endure and survive whatever storms, rain or wind nature blasts our way.

"We typically, all of us, cross our fingers and hope nothing happens," says Brent MacDonald.

But things don't usually work out that way. That's why restoration experts like MacDonald have been getting more and more work. The owner-operator of Paul Davis Restoration Specialists, he says Canadians are ill-prepared for the challenging weather conditions seen in recent years. Rainfalls have been heavier, snowstorms more severe and flooding more prevalent. Events like micro-bursts, polar vortex and ocean blob are all part of a new and growing lexicon that defines climate change.

When record rains in Toronto flooded houses with storm water and sewer systems backed up into basements in 2013, insurance companies paid almost \$1 billion to clean up the mess. That same year, thousands of Calgary residents fled their homes when floodwater washed over the city causing damage in excess of \$1.74 billion.

Despite warnings from Environment Canada that more severe weather is on the way, a spring 2015 survey by RBC Insurance found many Canadians aren't taking precautionary measures to prevent water damage to their homes. In fact, fewer Canadians are taking steps to prevent water damage, according to the survey.

"It's alarming to see such a steep decline in Canadians' willingness to take precautionary measures to protect their homes," says Paula Bandi, senior product manager with RBC Insurance, in announcing the poll results. "Extreme weather events are inevitable and Canadians need to take proactive steps to protect their home from extensive property damages."

MacDonald says homeowners should prepare a game plan for dealing with severe weather.

"We are the guys who come in once the damage has happened, but we also help

identify potential problem areas," says MacDonald. "From seeing so many things fail, we have a database of information that can help a homeowner with a tough situation or concern. We can support them in coming up with a solution," he says. "If a homeowner does have questions – we are available to do a consultation."

To begin an extreme weather plan, MacDonald suggests taking a walk around the home to assess where water travels. Water is the most frequent cause of damage due to severe weather. "Redirecting downspouts with extensions away from the footings of the property would be the least expensive thing to add to your arsenal," he says.

Check the roof for any missing or lifted shingles. When re-roofing a home, consider using a good ice-and-water shield product under the shingles. Larger eavestroughs to control the volume of water also help. Rain barrels are not only effective at controlling the volume of water around the footings of a house, they also provide water for gardening and irrigation. "That's something I've seen more and more."

Identify and secure anything that might blow away. "A flag mounted to the end of your fascia could rip something off," MacDonald says. The wind often blows chairs off docks. Chairs can be weighed down by simply placing something heavy, like a couple of rocks, in the chair. Precautionary measures, such as installing protective plywood across prevailing wind areas, can protect sliding glass doors. An unsecured backyard trampoline can sail off like a kite in a strong wind.

In areas with heavy snowfalls, homeowners can avoid heavy snow loads on their roof and ice damming that forces water under shingles by shovelling snow off the roof once or twice every winter. "It's just taking a risk away," MacDonald says. Before winter arrives, shut off exterior hose bibs to prevent them from freezing and bursting. Consider installing a freeze-proof faucet.

When looking around the property remember to look up at the trees. Are they healthy? Will they drop heavy limbs or branches in a storm? An arborist can determine what maintenance or pruning is needed.

To avoid sewer backups in urban areas, a backflow protector will prevent sewer water from flowing back into the house. "After Toronto's storms a few years ago, there was a big push on homeowners putting them in. That was simply to reduce the amount of claims as the result of sewer backups," MacDonald says. **OH**

RBC Insurance offers these tips to safeguard your home and family:

Create a detailed home inventory of all of your belongings inside and outside of your home and garage. In the event of a claim, you'll have an itemized list of all of your important contents.

If you keep items in the basement, store all important belongings like artwork, old photographs or mementos, and electronics off the floor or consider moving them to another part of the home.

Have an emergency preparedness kit with all supplies required to survive 72 hours without help or electricity, including water, food and medications.

Prepare and rehearse an emergency evacuation plan and ensure your family knows what the plan is.



No socks required.

Update your old, drafty fireplace by adding an efficient **Lopi** wood, pellet or gas insert.

Add warmth and beauty to your home with a new **Lopi** wood, pellet or gas stove.




ROMANTIC FIREPLACES & BBQs INC.

HEATING & COOLING

5929 Jeanne D'Arc, Ottawa (Orleans) | 613.834.1777

www.romanticfireplaces.com

cooking at home



CAULIFLOWER & COCONUT CURRY chowder



Recipe Note

Pure coconut water is the clear liquid found inside young, green coconuts. It's delicious on its own and has a wide range of uses in recipes. As a refreshing drink, it tastes nutty-sweet with a hint of toasted coconut. With 730 mg potassium, 32 mg calcium and 18 mg magnesium, it's a very good substitute for water in recipes. I use it in stir-fry dishes and to cook rice for savoury or dessert dishes. Look for pure, plain coconut water (the ingredient on the label should read: coconut water) and avoid brands with added juice or sugar or flavourings, which make them virtually the same as soda or other sugary beverages.

STORY AND PHOTOS **PAT CROCKER**

A good curry paste or powder is essential for this dish – you can make your own from fresh, whole spices or find excellent quality spice blends at whole/health stores and gourmet food shops. We used coconut water as the liquid, but you can use coconut milk for a thicker soup. You can customize this soup according to the season: potatoes and carrots in winter, asparagus and peas in spring.

Makes 4 servings

3 Tbsp (45 mL) extra virgin coconut or olive oil, divided

6 oz (175 g) white fish or cod fish fillet

1 onion, chopped

1 Tbsp (15 mL) curry powder or paste

2 cups (500 mL) coconut water (see Recipe Note)

1 cup (250 mL) vegetable broth or water

½ cauliflower, divided into flowerettes

1 potato, diced

2 carrots, shredded

- In a soup pot or large saucepan, heat 2 Tbsp (30 mL) oil over medium-high heat. Sauté fish for 3 to 5 minutes on each side (10 minutes total per inch of thickness) or until fish turns opaque and flakes easily with a fork. Using a slotted spoon or lifter, transfer to a plate and set aside.
- Add remaining oil to the pan and sauté onion for 4 minutes. Add curry powder and cook, stirring constantly, for 1 minute. Add coconut water and vegetable broth and bring to a boil. Add cauliflower, potato and carrots. Reduce heat to medium and simmer for 15 to 17 minutes or until vegetables are crisp-tender. Add fish to the chowder, break into large chunks with a spoon, and heat through. **OH**

Pat Crocker is a Culinary Herbalist, writing and growing herbs in Grey County. She is the author of 18 cookbooks.

online

Get more recipes at ourhomes.ca/mag/cook



Beauty Written in Stone



INTERSTONE
MARBLE AND GRANITE LIMITED
IMPORTERS AND DISTRIBUTORS

2730 Swansea Cres, Ottawa, ON K1G 6R8
613.730.1077 • www.interstone.ca

3240 Langstaff Rd, Unit D, Concord, ON L4K 4Z8
905.760.1077 • 1.866.760.1077 • www.interstone.ca

2679 Howard Ave, Windsor, ON N8X 3X2
519.967.9553 • 1.800.581.4259 • www.interstone.ca

Photo courtesy of **FLORIM**

STORY TRACEY TONG | PHOTOGRAPHY JESSICA DEEKS

DESIGNING FOR PERFECTION

Like many architectural designers, John Paul Boisvert looks at his share of stunning homes and magazine photos. But when it comes time to sit down and work on his next design, he likes to draw what he hasn't seen.

PHOTOS TAKEN AT ARTEMANO

"I try to find something that is not in those pictures," says John Paul Boisvert, owner and founder of Kanata-based architectural services firm **Hierarchy Development & Design (HDD)**. "I want something unique. I try to take myself out from the crowd and make my [designs] stand out."

Obviously, it's a method that works. He won a prestigious Canadian Home Builders' Association Award in Halifax earlier this year. He converted a dark basement in Kingston into a modern, pub-style family room to win a coveted Home Renovation Award in the "Any Room" category, one that attracts the largest range of projects.

His winning design features a stone-faced fireplace and a large open bar. It makes use of existing mechanical features, which include a ceiling drop-down. "I wanted to bring a warm environment to the family while keeping the look very unique," he says.

A graduate of the Architectural Technology program at Ottawa's Algonquin College, John has 21 years of experience in the construction industry.

He established HDD, specializing in custom homes, urban infill, additions, renovations and residential and commercial design – all done with 3D renderings and models – in 2006. While John has always been happily busy, he's thrilled to have an award to back up the designs he shows to prospective clients. "I was ecstatic," he smiles when talking of his win. "The other entries were phenomenal. It was close between a couple of us. This gives us incredible motivation to pursue other projects like this."

The majority of people like to hear all his ideas before committing to a plan, he says. "I get quite a few projects where the people are open," he says. "My clients trust me incredibly."



PHOTO: EVAN ARMORER

While his winning entry was executed in Kingston, almost all of HDD's work is done in the Capital. "Ottawa is a great community to work in," says the Kirkland Lake native. "I feel like it's a big small town, people are so friendly."

While modern styles are trending right now, John's style runs the gamut from contemporary to traditional to Georgian. "I can go across the board and I think that's what sets me apart." But he always favours durable, long-lasting materials and a low-maintenance feel. "I want to design something that has staying power, something that will still look good in 20 years."

John has a hard time describing his style, possibly because each project is so different. He interviews his clients extensively to understand what they want and scrutinizes each space to bring out its best features. The finished product, he says, will embody the client's expectations. He takes pride in creating livable spaces.

"Some people design spaces to look good, but they have to be functional and livable," he says. "Function is number one. We make it look amazing after that."

Regardless of the project, the design goal is to either make a statement or to blend the addition into the existing home, but always to increase the overall value of the home and neighbourhood. John is currently busy completing a million-dollar project on Elmwood Avenue in Rockcliffe. He is also working on several custom homes and large high-end renovations in Westboro.

As for his award-winning basement design, it continues to bring in accolades. It is being considered for an Ontario Home Builders' Association 2015 Award of Distinction.

When he isn't found on site or drawing designs in his home office, he's with his young family – he has a toddler at home – and the music lover likes to spend time tinkering in his basement recording studio, working out at the gym, or on the ski hill in the winter. But since he began working at construction sites at age 12, his passion has always been architecture. "I have a drive and motivation to make things perfect," he says. "You can see it in my work, the plans that I draw and in my relationships with my clients. I'm always trying to better myself. There's always room to grow." **OH**

good taste

harvest in a glass

THREE GARDEN-INSPIRED BEVERAGES

STORY **SHELBY HILSON**

Hands down, harvest season is my absolute favourite time of year. Yes there's a crispness in the air; yes I love cosy sweaters; yes the turning leaves are beautiful, but none of those compare to the joy of eating scrumptious, local, freshly-picked produce!

The only thing that might compare is DRINKING scrumptious, local, freshly-picked produce! There's no need to reserve the bounty of our gardens and farmers' fields for forks and spoons – give a glass and straw the overdue honour with one of these harvest-inspired recipes.

Apple Pie Smoothie



I don't want to live in a world where the mouth-watering smell of apple pie doesn't signify the start of harvest season. We grow

just about every kind of apple imaginable here in Canada, which turn up in bushels upon bushels at country markets and grocery stores. Why wait until Thanksgiving to enjoy this all-time favourite? Try it as a tasty and healthy beverage.

INGREDIENTS:

1 cup milk of your choice
1 fresh apple, cored and chopped
¼ cup flaxseed meal
1 Tbsp maple syrup
½ tsp pure vanilla extract
½ tsp ground cinnamon
¼ tsp nutmeg
Sprinkle of salt
Ice

DIRECTIONS:

- Place all ingredients in a high-speed blender, blend until smooth and enjoy.

Pumpkin Chai Latté



Pumpkins are synonymous with harvest season and Thanksgiving. We use them as decorations and in many dessert recipes, but it wasn't

until recently that pumpkin became a popular drink ingredient. Here's a little twist on the much-loved pumpkin latté.

INGREDIENTS:

¼ cup pure pumpkin puree
2 Tbsp maple syrup
1½ tsp vanilla
¾ tsp pumpkin pie spice (mix of cinnamon, nutmeg, ginger and allspice)
2 cups milk of your choice
2 bags chai tea

DIRECTIONS:

- In a saucepan, bring all the ingredients, except tea, to a boil over medium heat.
- Remove from heat, add the tea bags, and let steep for 3-5 minutes.
- Top with cinnamon or whipped cream for a real treat.

Cranberry-Orange Punch



Cranberries don't come to mind when we think of harvest season, but they grow in abundance here in Canada. They are harvested in the

fall once they turn the deep, red colour we're familiar with.

This refreshing recipe uses fresh cranberries and much less sugar than traditional punches. It's a great go-to beverage for entertaining guests this season. Feel free to spike with a little vodka or gin.

INGREDIENTS:

1½ cups fresh cranberries
2 cups water
4 cups club soda
Zest and juice of 1 large orange
⅓ cup honey or maple syrup

DIRECTIONS:

- Place cranberries, water, orange juice and zest in food processor. Process until you have a slushy consistency.
- Transfer mixture to bowl and add club soda.
- Let sit in the refrigerator for an hour or two.
- Strain into a punch bowl and mix in sweetener. Add orange slices and frozen cranberries. **OH**



Building homes on the strongest foundation. Trust.

GOHBA 31ST HOUSING DESIGN AWARDS Winner



Custom Homes
Designed for Living.
Built for Life.



YouTube youtube.com/greenmarkbuilders
613.898.5940
greenmarkbuilders.com



SUSTAINABLE
HARDWOOD
FLOORING

SHOWROOM HOURS: MONDAY - FRIDAY 9AM - 5PM, SATURDAY 10AM - 3PM



Flooring the way
nature intended

1520 Triole St., Ottawa
1-613-738-7851
logsend.com



OTTAWA VALLEY
HANDRAILING
COMPANY LTD

1984
Installing handrails
in the Greater Ottawa region
for over 30 years.

new home builds | home renovations

613.727.0680
ottawavalleyhandrailing.ca
Come visit our showroom at 165 Colonnade Rd. S.

online Get more in outdoors at ourhomes.ca/mag/outdoor

FALL COLOURS

One of the greatest visual perks of living in this fine country is the ability to witness the glorious changing of the seasons. Our autumn Ontario countryside ablaze with fiery reds, burnished oranges and golden yellows is a magnificent sight to behold. Grab your household canine and set out to explore a nearby walking trail, and see for yourself. Perchance, just as I, you'll be inspired by Mother Nature's rich tapestry and be forced to bring home some fall flavour to your garden plot.

STORY **MELANIE REKOLA**

Perhaps the most obvious way to bring home fall leaf colour is through the majestic Maple tree. Remarkably, of the 150+ species of Maple found throughout the Northern hemisphere, only 10 are native to Canada. Our natural Maple forests of Sugar and Red Maples turn all shades of yellow, orange and red. My favourite large Maple hybrids for a sizzling red feast for the eyes include Red Sunset and Autumn Blaze. A smaller native Maple, oh so easy to place, is the Paperbark Maple. With gorgeous peeling bark, lovely structure and often fabulous autumn colour, depending on the year, this is the perfect small Maple for small spaces. Red Oak is also a tree worth considering. Though its fall display is more subdued, it keeps its leaves much longer than most and even into winter – a noteworthy characteristic in my books. Other important trees for fall pigment include the

yellow hues of the highly ornamental Ginkgo Biloba and striking orange or red berries of Mountain Ash.

Consider a multi-stemmed tree/large shrub such as Canada's Serviceberry, Pagoda Dogwood or Staghorn Sumac for fantastic fall foliage, and for necessary architectural value. Though the name Sumac may scare some, keep them contained, and you will be rewarded with bright crimson fall vegetation and attention-grabbing fruit. Recent Sumac hybrids such as Tiger Eye are somewhat easier to control and also sport gorgeous chartreuse summer leaves followed by carrotty fall leaf hues. Other shrubs for autumn-leaf colour include Snowball Viburnum, Highbush Cranberry (also has red berries) and the ever popular Burning Bush. For berry display, think Pyracanthus Firethorn, Cotoneaster and Winterberry.

1. Maple 2. Ginkgo Biloba 3. Boston Ivy 4. Dogwood
5. Sumac 6. Red Oak 7. Mountain Ash 8. Virginia Creeper

Vines also can add high colouring to a fall flora space. Easily add them to clamber over fences, arbours and outbuildings, and they give a garden a sense of maturity. Boston Ivy and Virginia Creeper (Engelman's Ivy) have exceedingly vibrant autumn foliage. Virginia Creeper also bears a heavy crop of blackberries. Native Bittersweet Vine sports unusual seed coverings of an orange outer husk that houses bright orange/red fruit within. These beauties generally last all winter long.

Just why do fall leaves change their colour and why does the pigment parade change from year to year? During winter, a tree must live off their food stores from the summer season. They shut down their photosynthesis factories (their leaves) and as the bright green of chlorophyll fades away, the yellow and orange colours reveal themselves. Small amounts of these colours have actually been within the leaves all summer long disguised by the chlorophyll. Bright reds and purples are most often made by glucose trapped in leaves after photosynthesis stops, caused by sunlight and the cool nights of autumn. A growing season with ample moisture followed by a dry, cool, sunny autumn with warm days and cool frostless nights provide the best weather conditions for the brightest fall colour display. This does seem like a lot to ask of Mother Nature, doesn't it?

Fall beauty is often forgotten in the planning stages of a garden. Logically it makes sense. Many are inspired to start a garden in spring, enraptured by all the beautiful bright flowers and captivating scents, only to realize those blooms pass rather quickly. People attempt to keep the garden magic going by planting various summer flowering shrubs and perennials. Soon, our garden space is completely filled and only in September is it realized that we have neglected to focus on fall at all. Luckily, any garden can be easily remedied into a rich fall colour palette by adding from the long list of fantastic fall specimens listed here. Come on Canada, extend your garden's glory and give up some garden space for that special, brilliant and blessed fall colour. **OH**

Melanie is a certified horticulturalist and landscape designer.



ALL NEW
OTTAWA FALL HOME SHOW
SEPT 24-27, 2015
EY CENTRE

WHERE IT
ALL COMES
TOGETHER

Don't miss the all NEW **Ottawa Fall Home Show**, where ideas, advice and inspiration all come together, for 4 days only! Find innovative products for your home, plus shop great deals with over 150 retailers and industry experts. Satisfaction guaranteed- or the price of admission is on us.



ULTIMATE UPCYCLE CHALLENGE: TAKE A SEAT



THE HOUSING DESIGN AWARDS

PRESENTED BY **RUST-OLEUM** CONSUMER BRANDS CANADA IN SUPPORT OF **Habitat for Humanity** Habitat pour l'humanité **ReStore**

Armed with a black box of Rust-Oleum products and a small design budget, 10 of Ottawa's top media personalities and designers will upcycle a pre-loved piece from ReStore into a swoon-worthy seat that's fit for a second chance at love. Bid on your favourite seat at our silent auction with 100% of proceeds benefiting Habitat for Humanity National Capital Region.

PRESENTED BY **Greater Ottawa** Home Builders' Association

The battle for design excellence will be on at the Housing Design Competition. Local designers are invited to show off their design know-how by competing with 125 home designers, all vying for the top spot of the People's Choice Award. Come get inspired by the innovations and vote on your favourite.

SPONSORS & PARTNERS



OTTAWAFALLHOMESHOW.COM

PRODUCED BY
MARKETPLACE
EVENTS

directory

OUR HOMES attracts the area's finest businesses to advertise in our pages, and utilize our unparalleled distribution and coffee-table appeal to market their products and services. We're making it easier for you, our readers, to become educated as you plan your home-and real estate-related purchasing decisions. View these business ads online at ourhomes.ca/ottawa. The listings below are organized alphabetically by industry.

ANTIQUES

Walker's Antiques, 27

ARCHITECTS/ARCHITECTURAL
DESIGN

Chuck Mills Residential Design & Development, 29

BUILDERS

Cardel Homes, 13
Discovery Dream Homes, 3
Greenmark Builders Inc., 71
Luxart Homes, 4
Oakwood, 40&41, 80
Patterson Homes, 59
Timberville, 39
Valecraft Homes Ltd., 79

COUNTERTOPS/GRANITE/CONCRETE
& STONE/TILE

Blackstone, 45
Granite Transformations, 9
Interstone, 67
Stone Design Concepts, 53
Urban Quarry, 17

CUSTOM CABINETS

Laurysen Kitchens, 21
Tailored Living, 57

CUSTOM FRAMING

Framed!, 10

DESIGNERS/DECORATORS

7J Design, 55
CDECA, 63
Decorating Den Interiors, 7

FINE WOODWORKING

House of Fine Carpentry, 45

FIREPLACES & STOVES

Harding the Fireplace, 15

Hubert's Fireplace Consultation
+ Design, 2
Romantic Fireplaces & BBQs, 65

FLOORING

Barwood Flooring, 39
Interstone, 67
Logs End, 71
Orleans Carpet, 77

FURNITURE & HOME DÉCOR

Bonds Decor, 55
Decorating Den Interiors, 7
Just Imagine Home and Garden Décor, 60

GLASS & GLASS DESIGN

Mirror Works, 29

HEATING & COOLING/PLUMBING

Hydro Ottawa, 18

HOME IMPROVEMENTS/RENOVATIONS

Greenmark Builders Inc., 71
Oakwood, 40&41, 80
Patterson Homes, 59

HOME ORGANIZATION

ECL Innovations, 59
Tailored Living, 57

KITCHEN AND BATH

Kitchen Interiors, 5
Kitchens & Bathrooms First, 27
Laurysen Kitchens, 21
Paradise Bath and Kitchen, 19
Potvin Kitchens & Cabinetry, 11
Spectrum Kitchen & Bath Design, 55
Triangle Kitchen & Bath, 29
Westend Bath & Kitchen Centre, 24

LANDSCAPE DESIGN/LANDSCAPING/
LAWN & GARDEN

Yards Unlimited, 20

MOVING/SELF STORAGE

Dymon Storage, 6

NEW HOME COMMUNITIES

Cardel Homes, 13
Discovery Dream Homes, 3
Greenmark Builders Inc., 71
Luxart Homes, 4
Timberville, 39
Valecraft Homes Ltd., 79
Williams Court Lépine Luxury
Apartments, 8

NON PROFIT ORGANIZATIONS

CDECA, 63

PAINTING & DECORATING

Bonds Decor, 57
CertaPro Painters, 19

RAILINGS, STAIRS & TRIM

Ottawa Valley Handrailing Company
Ltd., 71
Urban Stairs & Rails, 25

SPECIAL EVENTS

Christmas Craft Show – City Of Ottawa, 61
Ottawa Fall Home Show, 74
Ottawa Parent & Child Expo – Parenting
Times, 58
Women's Day – Manotick BIA, 10

UTILITIES

Hydro Ottawa, 18

WINDOW FASHIONS

Gotcha Covered, 20
Orleans Carpet, 77

WINDOWS & DOORS

Bonnechere Valley Windows, 57
Mirror Works, 29

OUR HOMES is committed to ensuring the businesses above appear under the correct headings. To make a correction, or to have your business listed under more than one heading, please email beth.charbonneau@ourhomes.ca. To have your business listed in our Home Resource Directory, call us to advertise at 613.519.1609 ext. 100.

decorating

What's Your Style?

UP-COUNTRY

Welcome, Relaxed, Cosy,
Handmade, Weathered, Classic,
Comfortable, Simple



1. HINKLEY: Middlefield Chandelier 2. HOOKER FURNITURE: Sanctuary Spindle Back Arm Chair 3. KINCAID FURNITURE: Weatherford Canterbury Table - Heather 4. UTTERMOST: Agustin Mirror 5. ELK LIGHTING: Farmhouse One-Light Adjustable Floor Lamp in Antique Brass 6. HOOKER FURNITURE: Solana Bunching Bookcase with Mirrored Back Panel 7. POTTERY BARN: Comfort Roll Arm Slipcovered Sofa 8. WILLIAMS-SONOMA HOME: Cashmere Pillow Cover, Navy 9. WILLIAMS-SONOMA HOME: Linen Border Pillow Cover, Navy 10. REJUVENATION: Abaca Rope Basket 11. CURREY & COMPANY: Pinkney Table

INDUSTRIAL

Industrial Objects, Raw,
Rough, Metal, Wood, Time Worn,
Salvaged, Recycled



1. ZUO: Maldonite Ceiling Lamp 2. CDI FURNITURE: Chair with Raw Metal Finish 3. WEST BROS. FURNITURE: Fulton Rectangle Dining Table 4. DIMOND TABLE & FLOOR LAMPS: Restoration Fan Floor Lamp 5. REJUVENATION: Hexagonal Mirror 6. MAGNUSSEN HOME: Karlin Dining Cart 7. REJUVENATION: Belmont Tuxedo Sofa 8. ELTE: You Are My Sunshine Pillow 9. ELTE: Navy Union Jack Pillow 10. PLAIDFOX: Hitchcock Basket 11. CDI FURNITURE: Industrial Crank Table

ROMANTIC

Soft, Feminine, Subtle Sparkle,
Distressed, Antiques, Florals,
Curved Lines



1. CURREY & COMPANY: Elizabeth Chandelier 2. HOOKER FURNITURE: Chatelet Splat Back Arm Chair with Upholstered Seat 3. HOOKER FURNITURE: Chatelet Refectory Rectangle Trestle Dining Table 4. UTTERMOST: Portici Mirror 5. CURREY & COMPANY: Hugo Floor Lamp 6. HOOKER FURNITURE: Sunset Point Casual Cottage Coastal Étagère 7. A.R.T. FURNITURE: Wood Frame Sofa - Provenance 8. THE PILLOW COLLECTION: Darja Stripes Pillow 9. SAFAVIEH HOME FURNISHINGS: Katie Pillow 10. POTTERY BARN: Antique Mercury Glass Taper Holders 11. DÉCOR-REST: Somma End Table

Inspiration



Area Rugs



Window Coverings



Hardwood

ORLEANS
CARPET
FLOORING & DECOR


1449 Youville Drive, Orleans, ON
613-837-9373
www.orleanscarpet.com

EAGLESON
FLOORING

500 Eagleson Road, Unit 46, Kanata, ON
613-599-3288
www.eaglesonflooring.com

Serving you since 1987.

View our selection online, or visit our in-store Design Centre!



rustic PALLET PUMPKINS

STORY **MATT BOWES** | PHOTOGRAPHY **TARA CHATTELL**

Using reclaimed pallet wood is the latest trend for easy DIY home projects. Grab your jigsaw, drill and paint to make these adorable pallet pumpkins for your outdoor fall décor.

MATERIALS:

Plywood
Pallets
Tree Branch (dead wood preferred)
Brad Nails or Screws
Paint
5/16-inch Dowel

TOOLS:

Pry Bar
Jigsaw
Brad Nailer
Drill
5/16-inch Drill Bit
Pencil
Paintbrush
Sandpaper (Coarse)

HOW-TO:

- Pry apart pallets and remove nails.
- Draw a pumpkin shape, any size you like, on a piece of plywood and cut it out with your jigsaw. This will be your template.
- Cut two small pieces of pallet wood for support backing and place them on the back of your plywood template. They should be slightly shorter than the height of your template. (see image 1)
- Lay uncut slats of pallet wood over the backing and template, about 1/4 inch or so apart, covering the entire template. Nail or screw the slats to the backing (you're not attaching the slats to the template). (See images 2 and 3)
- Remove template from under backing and slats, and place on top. Trace a pencil line around template. (see image 4)
- With your jigsaw, cut slats around pencil line. Now you have your pumpkin. (see image 5)
- Cut two identical triangles from some pallet wood and nail or screw them to each of the backing pieces. These will support your pumpkin so it can stand upright. (see image 6)
- Cut a piece of tree branch for the pumpkin's stem.
- Drill a 5/16-inch hole, 1 inch deep, in the end of the branch as well as the top centre of your pumpkin. (see image 7)
- Cut a 2-inch piece of dowel and use it to join the stem to the top of your pumpkin. (see images 7 and 8)
- Now you can give your pumpkin a coat of paint. We've used Annie Sloan Chalk Paint in Barcelona Orange.
- Once the paint is dry, give it a quick sand to distress the edges and bring out the rough texture of the wood.
- Repeat these steps to make pumpkins of different shapes and sizes.

Now your pumpkins are ready for display on your porch, in your yard or even inside your home! **OH**

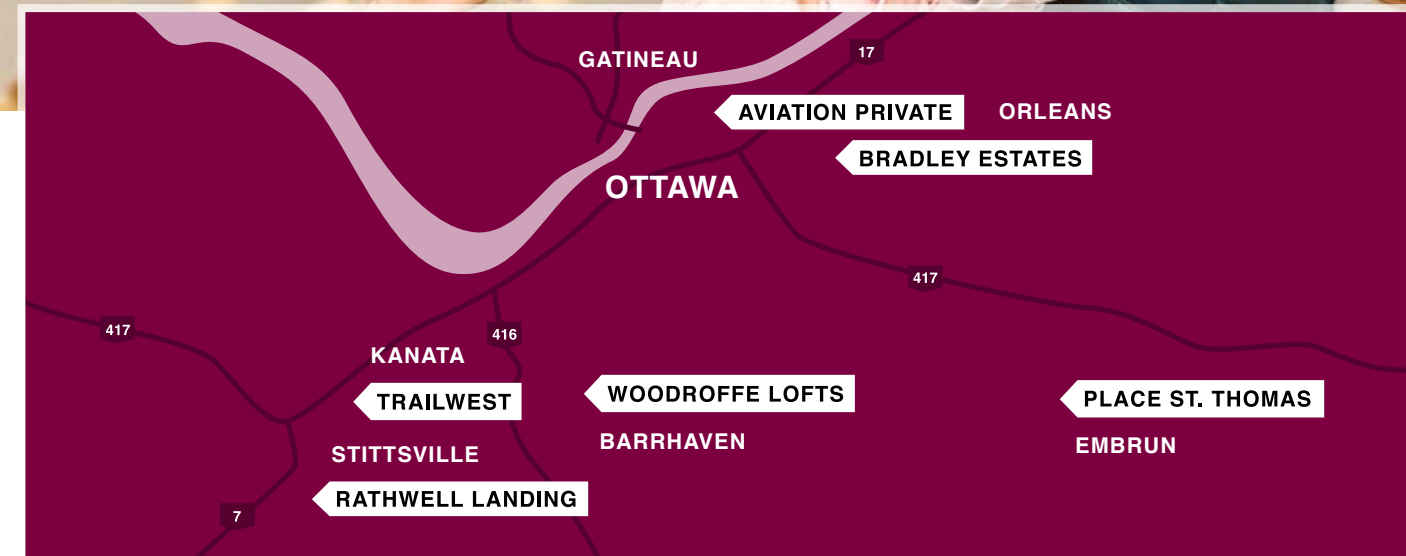
MOVE-IN READY *for you*

Building New Homes in Your Desired Communities

For over 30 years, Valecraft has built solid, well-designed and crafted homes. We have old-fashioned ideals, but we rely on the most modern building technologies to bring those ideals to life. Explore our Available Communities and find your perfect home!

Visit our website for a list of move-in ready and early occupancy homes.

Valecraft.com



STITTSVILLE
(613) 435-8141

Single Homes
Bungalows
Townhomes
COMING SOON



KANATA
(613) 435-5400

Townhomes
85% SOLD



BARRHAVEN
(613) 440-0304

Condos



CENTRAL EAST
(613) 680-4771

Terrace Towns
Rear Lane Towns



ORLEANS
(613) 830-6955

Single Homes
Bungalows
Townhomes



EMBRUN
(613) 370-0288

Single Homes
Bungalows



RENOVATION INSPIRATION STARTS HERE

NEW SHOWROOM FROM OTTAWA'S
ONLY MIKE HOLMES APPROVED RENOVATOR

OakWood's new showroom at 555 Bank Street combines design expertise with custom cabinets, state-of-the-art appliances and handcrafted furniture. Add our unique, award winning 3D concept design service and renowned build quality and you have a recipe for renovation success.

LET'S GET STARTED

Go to OakWood.ca
and take advantage of our
free **QuickQuote™** and
consultation with one of our
certified designers.



OakWood
Renovation Experts

YOUR EXPERIENCE IS THE **DIFFERENCE**

613-236-8001

Showroom and Design Center
555 Bank Street (above Randall's)

OakWood.ca