

FALL 2011

STYLE ■ COMFORT ■ IDEAS ■ REAL ESTATE

ourhomes

T H E C I T Y O F O T T A W A

RENOVATED
STONE BEAUTY
IN richmond

FINDING BALANCE
IN ASHTON

DESIGNERS +
DECORATORS,
the choice is yours

WINE CELLAR
HOW TO

plus
MOUTHWATERING
PIZZA

PRESENTATION CENTRE
Opening Late September



CATHEDRAL HILL

O T T A W A



AWARD WINNING DESIGN AND CONSTRUCTION



GORDON WEIMA

DESIGN ► BUILDER

T: 613 850-1559
gord@gordonweima.com
www.gordonweima.com

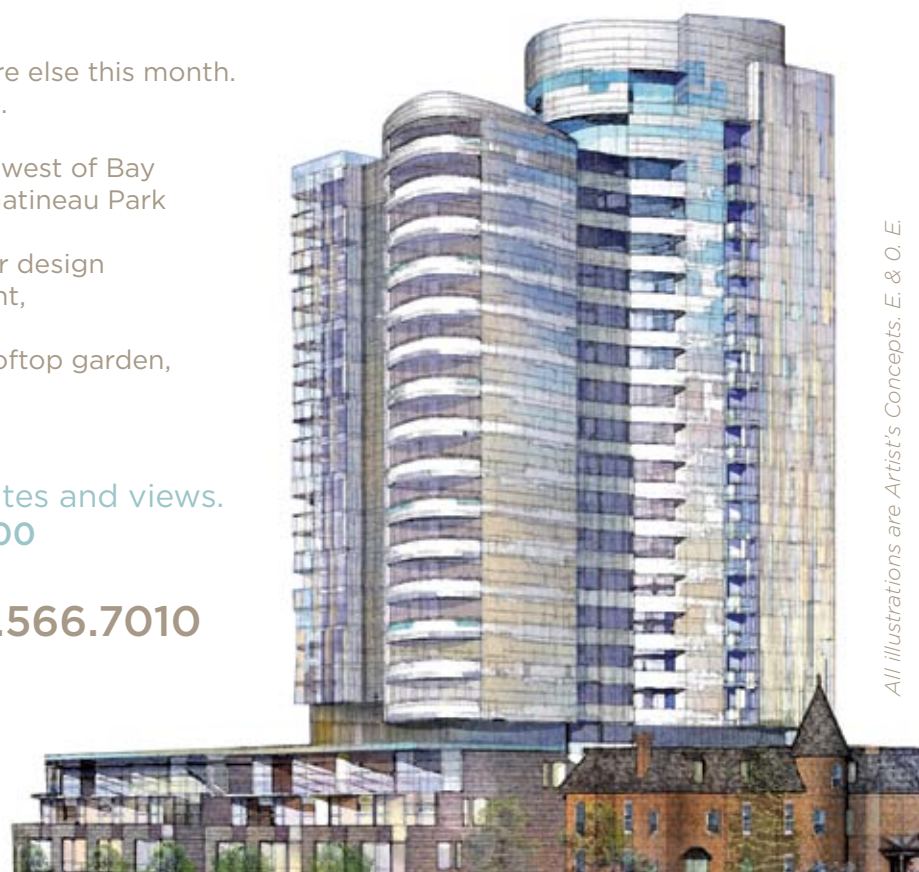
While the finest things in life are always worth waiting for,
**THE OPPORTUNITY TO ACQUIRE
THEM RARELY LASTS FOR LONG**

Resist the temptation to purchase anywhere else this month.
With Cathedral Hill, the best is yet to come.

- Gorgeous downtown location at Sparks, west of Bay
- Spectacular views of the Ottawa River, Gatineau Park and Parliament Hill
- Inspired modern architecture and interior design
- A respectful approach to the environment, targeting LEED Platinum
- Fitness centre, entertainment lounge, rooftop garden, wine cellar, yoga room and more

Register today for first choice of suites and views.
Priced from \$275,000 to \$2,000,000

CATHEDRALHILL.CA | 613.566.7010



All illustrations are Artist's Concepts. E. & O. E.



BRING STONE INDOORS



Stone and masonry products from Merkley can help you create warm and welcoming features throughout the interior of your home - from traditional fireplaces to stone walls to slate floors for your ensuite bath. Consider the natural warmth, timeless beauty and rich textures and colours of stone for your next renovation or your new home design.



CULTURED
STONE
CREATIONS



First impressions that last.

www.merkleysupply.com
613.728.2693

Refresh, Renew & Relax.



Imagine a stroll through your home that energizes your spirit and stimulates your soul. Awakening vivid, dynamic ideas is easy—simply visit our showroom to find new inspiration and see how we are uniquely able to work with any budget to create an inspiring, new outlook for your rooms.



Start Fresh@Luxe

HOME INTERIORS

[Formerly Norwalk]



Inspired Design. Affordable Luxury.

www.luxeottawa.com

VISIT THE LUXE SHOWROOM at
1677 CARLING AVENUE, OTTAWA, ON K2A 1C4 | 613-729-2355



BERKELEY PARK

Come see our single family homes on oversized 55-63" lots in Carleton Place

Starting from
\$369,900
including HST



Luxart provides superior quality and workmanship at each and every stage of construction, resulting in a spectacular end product.



The Art of Luxury

info@luxarthomes.com

www.LuxartHomes.com

613-253-7571




Custom Home Interiors

IGNITE YOUR IMAGINATION™

Everything Under One Roof

for Every Room Under Yours



“ We have been working with **Custom Home Interiors** to furnish and outfit all of our new suites with tremendous results. As a designer I look for a wide variety of products that will set our suites apart. I want our guests to walk in and feel immediately at home. I attribute our ability to grow at such a rapid rate to our relationship with the team at Custom Home Interiors. They understand our business and our sense of urgency and rise to the occasion. They have sourced everything from silverware to sofas for us and in my experience there is no product that they can't find! ”

– Jennifer Cross, Premiere Executive Suites Ottawa
www.premieresuites.com



interior design & decorating services | kitchen cabinetry, countertops & appliances | furniture & accessories
| home automation & electronics | flooring, trim & tile |
window treatments & paint | installation, delivery & project management

Some of our brands:



Control4

HunterDouglas

THE ART OF COMFORT
vangogh



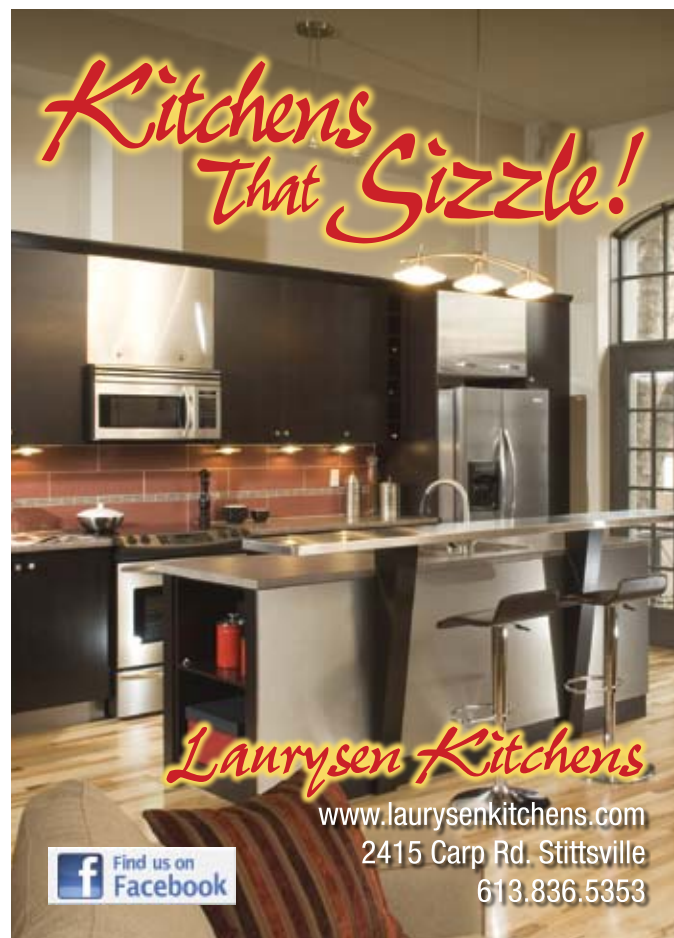
SONY

Visit our Ottawa Showroom to Ignite Your Imagination

2202 Thurston Drive, Ottawa ON 613-248-1244

www.customhomeinteriors.ca | info@customhomeinteriors.ca

Kitchens That Sizzle!



Laurysen Kitchens

www.laurysenkitchens.com
2415 Carp Rd. Stittsville
613.836.5353

Find us on Facebook

Complete Pool Service



- pool openings and closings
- liner replacements
- supplies and chemicals
- pool repairs

Est. 1994
OVER 15 YEARS
QUALITY SERVICE

Brady's
POOL & SPA CARE MURSATT

133 Robertson Road, Nepean
613-820-7556 | www.bradyspool.com

STYLE • COMFORT • IDEAS • REAL ESTATE

ourhomes

PUBLISHER MCJAKKES MEDIA INC.

SHARON DAVIES
sharon@ourhomesmagazine.com

JANINE KIVELL
jkivell@ourhomesmagazine.com

OUR HOMES MEDIA GROUP INC:

EDITOR-IN-CHIEF GEORGETTE MCCULLOCH
editor@ourhomesmagazine.com

MANAGING EDITOR LISE LAROCQUE
lise@ourhomesmagazine.com

ART DIRECTOR TARA CHATELL
tara@ourhomesmagazine.com

ASSOCIATE ART DIRECTOR SHEILA BRITTON
sheila@ourhomesmagazine.com

PRODUCTION DIRECTOR LYNN DERRICK
lynn@ourhomesmagazine.com

PRODUCTION MANAGER KELLY DONALDSON
kellyd@ourhomesmagazine.com

WEB EDITOR SHELBY HILSON
shelby@ourhomesmagazine.com

PRESIDENT DAVID LOOPSTRA

CONTRIBUTORS

Laura L. Benn, Suzanne Bird, Christine Crook, Maria DaSilva,
Linda Graveline, Pierre Hamel, Sandie Hewson, Scott Hunter, Bridgette Jones,
Nick Keukenmeester, Lise Larocque, Stephanie Redmond, Melanie Rekola,
Andrea Tomkins, Irene Turnbull, Jean Turriff

MARKETING & ADVERTISING SERVICES

General Inquiries

SHARON DAVIES 613.435.4246
JANINE KIVELL 613.595.1221

OUR HOMES™ is a registered trademark of
OUR HOMES MEDIA GROUP INC.

OUR HOMES™ The City Of Ottawa is published four times a year by
McJakkas Media Inc. under the license of OUR HOMES MEDIA GROUP INC.

STYLE • COMFORT • IDEAS • REAL ESTATE

ourhomes

OUR HOMES MEDIA GROUP INC.

OUR HOMES™ is distributed via free pick up to residents of Ottawa.
Copies of OUR HOMES™ are available for free pick up at
high traffic locations throughout the region. OUR HOMES™ is distributed
throughout select neighbourhoods, professional offices and to select
business establishments via direct mail and can be viewed online at
www.ourhomesmagazine.com/ottawa
Subscriptions available at \$19.95 for one year

Advertisements and the content, including photos, of advertisements published within OUR HOMES magazine
are supplied solely by the advertiser and neither the publisher nor OUR HOMES Media Group Inc accept
responsibility for opinions expressed in advertisements or for copyright issues with regards to photos, advertising
copy and advertisements, nor shall they be held liable thereby. By act of reading this publication, all advertisers
and readers agree to indemnify and hold harmless both OUR HOMES Media Group Inc., and the publisher thereby.
Copyright ©2011 OUR HOMES MEDIA GROUP INC. All rights reserved. Reproduction without permission is prohibited.

Please send all letters and/or feedback to OUR HOMES™ Magazine,
11 - 300 Earl Grey Drive, Suite 118, Kanata, Ontario K2T 1C1
Or email us at editor@ourhomesmagazine.com. All letters received
are subject to editing for grammar and length.
If undelivered, return to above address.

For franchise inquiries please visit

www.magazinefranchise.ca

Or call: Suzanne Strong at 519.538.4528
e-mail to franchise@ourhomesmagazine.com



MIX
Paper from
responsible sources
FSC® C014584



AFFORDABLE LUXURY DESIGNED FOR YOU!

FULL TURN-KEY DESIGN SOLUTIONS

AWARD WINNING DESIGNS



DESIGN-BUILD
CABINETRY
COUNTERTOPS
FLOORING
LIGHTING
FAUCETS
SINKS

PROMOTION

**Bathroom
Renovation**

Save the equivalent of
the HST when you
purchase a full
Bathroom Renovation
* Up to a value of \$1500
** Expires Oct 31/11



Call NOW to
book your
free in home
appointment
TODAY

PANORAMIK
Home Improvements Inc.

307-A Richmond Road, Ottawa K1Z 6X3 • 613-913-9595

WWW.PANORENO.CA • INFO@PANORENO.CA

Certified Member
NKBA



PIERINO

PIERINO SCARFO

SALONS

PIERINO SCARFO

Your Look

Your Image

Our Passion


OTTAWA'S FIRST greencircle salons

WESTBORO, 432 RICHMOND ROAD, OTTAWA

BELLS CORNERS, 1 STAFFORD ROAD, OTTAWA

www.pierinoscarfo.com

613.828.6101



editor's note

A FRIEND OF MINE RECENTLY TOLD ME she has set a goal for herself to be a bit more guarded with her time. As a busy working mother of two kids and volunteer commitments, she finds the first thing to be sacrificed when schedules demand more is her personal time, especially her exercise time. It occurred to me that I often do the same and I'm fairly confident we're not alone in this. We can all use gentle reminders to make more time for the people we love and the activities we enjoy.

I love making salsa. From selecting the perfect ripened Roma tomatoes and brightly coloured peppers, to mincing and unleashing the bold scent of the cilantro leaves and even the canning process; it's a labour of love whose result I can fully appreciate on a bitter cold winter's day. The problem is, the past few years I have somehow managed to miss my opportunity to make my treasured recipe. As life would present its schedule, I would rearrange mine to the point where my window of opportunity to make the salsa during peak season simply vanished. But this year will be different!

In this issue of OUR HOMES a few of our features touch upon projects and planning. In our Feature Home profile, you will meet Denise Wilkes and Wes van der Ploeg who know all about the planning process and taking the time to get things done right. They purchased a mid 19th century stone home and throughout the years, slowly added their personal touch to the property. The end result is nothing short of spectacular! (page 22)

In our People feature (page 52) you will meet area landscapers and specialists who remind us that the best time to plan next summer's landscaping project is now. Want to enjoy a margarita by the pool next summer? You need to start your planning process this fall.

So take the time to do the things that matter to you. Plan out those special projects and honour the commitments you make to yourself. Whether it's tackling a home improvement project, taking part in an exercise class or making a batch of salsa, you'll be happy you finally did it.

Happy reading,

Lise Larocque, Managing Editor
lisc@ourhomemagazine.com

GRANCOR GROUP

WE DO LUMBER

WE DO WINDOWS & DOORS

WE DO TRUSSES

WE DO STAIRS

Visit Our Showroom!

5224 Bank Street,
Ottawa, ON K1X 1H2

1 800-664-9529

GRANCOR.ca

25th
anniversary
sale

See it. Love it. Get it.

All our flooring is in-store now.

Over 25 years later, we've still got it!

Hardwood | Laminate

Vinyl | Carpet | Tile | Cork

Area Rugs and more!

Discount Carpet & Flooring

Where brands, selection, and value come together.

Ottawa East

1901 Cyrville Rd

613.747.6163

endoftheroll.com

Ottawa West

530 West Hunt Club Rd

613.224.9119

Special Financing available oac

contents

Fall

18



ON THE COVER

Stone Stunner
In Richmond
Story, page 22.
Photography by
Suzanne Bird.

30



departments

EDITOR'S NOTE	10
FEEDBACK	14
PUBLISHERS' NOTE	14
ADVICE Mudroom Makeover	16
STYLE PICKS West-End Finds	18
COMFORT ZONE Euro Tile & Stone	30
PEOPLE Creators Of Landscapes	52
HOME RESOURCE DIRECTORY	59
FINISHING TOUCH The Importance Of Exterior Lighting	60

features

FEATURE Inspired Vision In Richmond	22
GARDENING Preparing Your Garden For Winter	34
HOME & BUILDER Meet The Builders Of Luxart Homes	38
DECORATING Designers & Decorators 101	46
COOKING AT HOME Crowd-Pleasing Pizza	50
ENTERTAINING Creating A Functional Wine Cellar	56



22



50



38

3-YEAR VIKING SIGNATURE WARRANTY

Viking Professional Series is the only ultra-premium kitchen with a full three-year warranty.

VIKING PROFESSIONAL

WHAT MORE COULD YOU ASK FOR? MORE TIME IN THE KITCHEN.

OTTAWA >
COMPLETELY RENOVATED
2685 IRIS ST., PINECREST
SHOPPING CENTRE
613-828-4033

GATINEAU >
325, GRÉBER BLVD.
VILLAGE GRÉBER
819-568-2929

corbeilelectro.com

CORBEIL APPLIANCES
The only *TRUE* specialist

Time to relax, rekindle & *reconnect*...

Hydro Pool Self-Cleaning Hot Tubs... *Enhancing Life.*

Est. 1994
15th
OVER 15 YEARS
QUALITY SERVICE

Brady's
POOL & SPA CARE
POOL MAINTENANCE AND SERVICE

MURSATT HYDROPOOL
hot tubs • swim spas

For 15 years, we've brought pool and spa care to families and friends in the greater Ottawa area.
133 Robertson Road, Nepean | 613-820-7556 | www.bradyspool.com

feedback

HAVE YOUR SAY

Here are some of the comments we received from you:

Dear OUR HOMES:

Congratulations on your first year anniversary! Your last issue is the best yet. Keep up the good work!

- Vera Adamovich

Dear OUR HOMES:

It is nice to have a magazine that features local people, homes, products and services. Keep up the fantastic work! My mother is now reading the magazine, but I told her I want my copy back when she is done! I look forward to your fall issue. I wish you continued success with the magazine.

- Linda MacKinnon

Dear OUR HOMES:

I love your magazine and will tell you why; it has "style." As soon as I get it, I want to read it. It just invites a reader in. You feature boutiques that I want to know about and visit, great decorating ideas and who doesn't want to spruce up their décor for the seasons? I enjoyed your article on arranging flowers. We all need a reminder of how to do this once in a while. Keep it coming.

- Pearl Allen

Dear OUR HOMES:

Congratulations on your first year. I was impressed with the quality of your magazine from the very first issue. It is nice to have a magazine that really showcases local designers and businesses. I continue to be inspired by your magazine as I renovate my own home. Thank you and keep up the good work!

- Bea Blenkarn

Dear OUR HOMES:

I really enjoy reading your magazine. It gives me and my husband great ideas for our first home. I think the best thing about your magazine is that it provides local sources on where to buy things. Other home magazines are more geared towards the U.S. or other major cities in Canada like Vancouver, Toronto and Montreal. So keep publishing new issues and we'll keep picking them up.

Thanks,

- Eva

publishers' note



AS WEST END DWELLERS it was fun exploring our own backyard for this issue's Style Pick

finds. The beautiful summer weather we enjoyed is now moving into fall and it has given us a chance to visit many of those little shops that are brimming with stylish treasures. From speciality items at The Heart of the Valley Gifts in Dunrobin to unique home decorating finds at Just Curious in Kanata to hand-crafted artistry at St. Elmo's Fire in Stittsville (the oldest building in Stittsville by the way), we're sure you will be as inspired by these great little shops as we were.

In keeping with the west-end flavour of this issue, both of our feature homes are in that area; a stunning renovated country home in Richmond and a quaint, well appointed new build in Ashton offer two marvellous features we know you'll enjoy reading about.

Fall is one of our favourite seasons and this year we have the added pleasure of being able to announce the winners of our anniversary issue contest. Congratulations to our six winners! (See p. 44) It was so wonderful reading all of your emails and hearing your feedback and very kind words. It's this very feedback that allows us to bring you the stories you need to make your homes extra special, and we feel blessed to have such dedicated OUR HOMES readers.

To take things to the next level, we now offer a way for you to get specific advice on your design needs. Just check out our website and post your design questions to our online advice column at www.ourhomesmagazine.com and get informed and fresh ideas from designers from across Ontario, including two of our very own from Ottawa: Catherine Pulcine of CPI Interiors and Penny Southam of Southam Designs.

In closing, let us say that after a year of publishing this magazine we're thrilled to hear that our pages are inspiring you to redecorate and reinvent your home. We're very proud to be part of the home design and building community in the National Capital Region. Thanks to our readers and advertisers for being such a huge part of OUR HOMES' success.

Enjoy the beautiful fall colours and see you in the west end!

Sharon & Janine

Sharon Davies and Janine Kivell, Publishers
sharon@ourhomesmagazine.com, jkivell@ourhomesmagazine.com

PHOTO BY CHRISTINE CROOK



AMSTED
DESIGN • BUILD

It's good to be home with Amsted.

Imagine:

- A hassle-free custom home or renovation
- Innovative design, exactly to your requirements
- Expert construction to your specifications
- A project delivered efficiently and cost-effectively

That and so much more is exactly what you get with Amsted Design/Build. The magic begins with a complete understanding of your dreams, desires and vision. The momentum continues with professionally conceived sketches, concepts and detailed drawings, addressing all your stated requirements and presented to you by your dedicated project manager who seamlessly co-ordinates the design and construction of your entire project, every step of the way. The result? Client trust, beautiful, lasting work and happy homeowners.

Amsted is proud of its solid reputation for outstanding craftsmanship and its commitment to having a minimal impact on the environment. And this commitment hasn't gone unnoticed. Amsted has won GOHBA's Green Project of the Year award and Renovator of the Year award for the past 3 years (2008-2010). Amsted is also a member of the Green Home Building and Renovation Committee of GOHBA.

It doesn't get much better than that.

2010 Winner

GOHBA Renovator of the Year
GOHBA Green Project Of The Year

2009 Winner

GOHBA Renovator of the Year
GOHBA Green Project Of The Year

2008 Winner

GOHBA Renovator of the Year
GOHBA Green Project Of The Year



amsted.ca | info@amsted.ca | (613) 836-7434

Designer Stephanie Redmond answers your questions.



MUDROOM *makeover*

We have decided to build an addition onto our home in order to accommodate a mudroom and more storage space. Do you have any tips or hints to help us make our new room work for our family? We have no idea where to even begin. – Carol

QUICK TIP: An easy way to add softness to your mudroom (and necessary storage) is by using baskets. When selecting your baskets, make sure they are just deep enough to fold a scarf or store a bulky pair of gloves. Things get lost at the bottom of deeper baskets and become disorganized too quickly.

As much as I would appreciate my home always looking as though it's in the middle of a photo shoot, it is simply impossible. We have boots, mittens, scarves, strollers, keys, mail, grocery bags, backpacks, spare change and all things made to produce clutter. Unless we dedicate a space for each item, it seems to all end up at the bottom of a basket, on the floor and just plain lost. The mudroom however, is my saving grace.

Some would argue that a mudroom is the busiest room in the house. They endure the ebb and flow of a household on a daily basis. Let's face it, it's constant abuse! If you're going to invest in an addition for your home, make sure you spend time planning. It will make that extra space go from functional to fabulous.

DESIGNING YOUR MUDROOM

A well-designed mudroom is a well-planned mudroom. Look in closets and the garage and itemize what you will keep in your mudroom. Take into account the height of boots and number of shoes, the length of jackets, the size of purses and helmets. Instead of promising to take that trip to Goodwill, plan for what you've got.

Consider the following:

- **Seating** – to put on and take off shoes
- **Hooks** – a lower level is handy for children
- **Counter** – for mail and car keys
- **Broom closet** – for regular sweeping
- **Coat closet** – for longer items

- **Baskets, cubbies or drawers** – for mittens, scarves, etc.
- **Pet station** – for leashes, food and bags
- **Grocery bin storage** – for easy access on the way out

BUILDING YOUR MUDROOM

Material selection is critical. Ensure that surfaces are hard-wearing to prevent scratches or water damage. Leave enough room in your budget for quality materials that will withstand the test of time and keep your room looking unsullied.

Consider the following:

- **Radiant heat** – this will dry the floor and your wet shoes
- **Drawers with soft closers** – to prevent slamming
- **Central vac** – install in the baseboard so you can sweep directly into it
- **Good lighting** – brighter is better
- **Slatted shelves** – for airflow so wet items can dry easily
- **Stone or slate floors** – thinner tiles could crack
- **Wood cabinetry** – a painted finish will eventually scratch or chip (but can be repainted)
- **Electrical outlets** – for charging phones

As utilitarian as this space may be, don't forget to make it chic. Just because it's where you keep your shoes doesn't mean it needs to look like a boring old closet. Have fun with it! **OH**

THE GREAT WALLS OF OTTAWA!

WAINSCOT PANELING



HOUSE OF FINE CARPENTRY

SALES ■ DESIGN ■ INSTALLATION
COFFERED CEILINGS ■ CROWN ■ WAINSCOTING
COLUMNS ■ MANTLES ■ COMPLETE TRIM SOLUTIONS

1-850 INDUSTRIAL AVE. ■ 613.736.9930 ■ houseoffinecarpentry.com

COLDWELL BANKER

FIRST OTTAWA REALTY, BROKERAGE



Perry Pavlovic and Helene Hutchings

“From Raw Land to Sprawling Farms, Town Homes to Executive Properties ...and everything in-between”

Whatever your preference, we can help you.

www.HutchingsPavlovic.com

Helene Hutchings & Perry Pavlovic
 SALES REPRESENTATIVES

2 Hobin Street, Ottawa,
 Ontario K2S 1C3
 Direct Line - 613 831-6747
 Office - 613 831-9628

style picks

*Creativity is allowing yourself to make mistakes.
Art is knowing which ones to keep.*
— Scott Adams

Ottawa's west-end is brimming with stylish finds and many will appeal to your artistic side. PHOTOGRAPHY BY LINDA GRAVELINE

ST. ELMO'S FIRE

(1) Art of Alchemy Pillows

Add a touch of originality to your home with these heat-stamped pillows created by Christina Lovisa. Made of 100 per cent pre-shrunk linen, the cases are washable and each features a different message.

1194 Carp Rd.

Stittsville

613.836.4242

www.st-elmofire.com



1

PRETTY POTS FLOWERS AND GIFTS

(2) Wood Turned Bowls

Each of these hand-crafted creations exposes a unique wood-grain pattern. Created by local wood turner Keith Hudson, they are both beautiful and functional.

1528 Stittsville Main St.

Stittsville

613.831.2382

www.prettypotsflowers.com



2

HEART OF THE VALLEY GIFT SHOP

(3) Hand Blown Glass

These colourful vases are created by Pakenham glass artist Chris Van Zanten. Available in a variety of shapes and sizes, they'll make a striking addition to your décor.

2741 Dunrobin Rd.

Dunrobin

613.832.0707


www.heartandsoulcafe.ca

Continued on page 20



3

Dream it. Build it. Live it.



Your home. Your way.



SHELLSTAR
H O M E S

613.831.9041

www.shellstarhomes.com

4

CASUAL ELEGANCE

(4) Fireburners

These ceramic fuel burners will add a soft warm glow to your patio on a cool autumn evening and are available in a variety of sizes and colours to suit your taste.

1261 Stittsville Main St.

Stittsville

613.831.4853

www.casualelegance.ca



5

WINDOW TREATS

(5) Custom Window Coverings

Satisfy your creative side with custom drapery panels. Available in various styles, textures and colours, they add warmth to any room of your home.

119 Iber Rd.

Kanata/Stittsville

613.831.8520

www.windowtreats.ca

6

JUST CURIOUS

(6) Sid Dickens Memory Blocks

Sharing the stories that define us, these collectible hand-crafted memory blocks are Canadian made and are available in several patterns and themes.

457 Hazeldean Rd.

Kanata

613.592.3238

www.justcuriousottawa.com OH



Anyone can follow trends... *Distinctive* sets them.



Distinctive is the destination for total Kitchen and Bathroom Renos that **suits any budget.**

613-834-1796 dbkottawa.com

NKBA

Find us on Facebook

follow us on twitter

S


ince 1982 Ottawa Valley Handrailing (OVH) has been installing handrails in the greater Ottawa region. Today, OVH is the region's number one handrail installation company, installing over two thousand handrails annually. These thousands of handrail installations include services for big builders, small builders, and custom/private homes.

OTTAWA VALLEY
HANDRAILING
COMPANY LTD

14 - 77 Auriga Dr., Ottawa ON

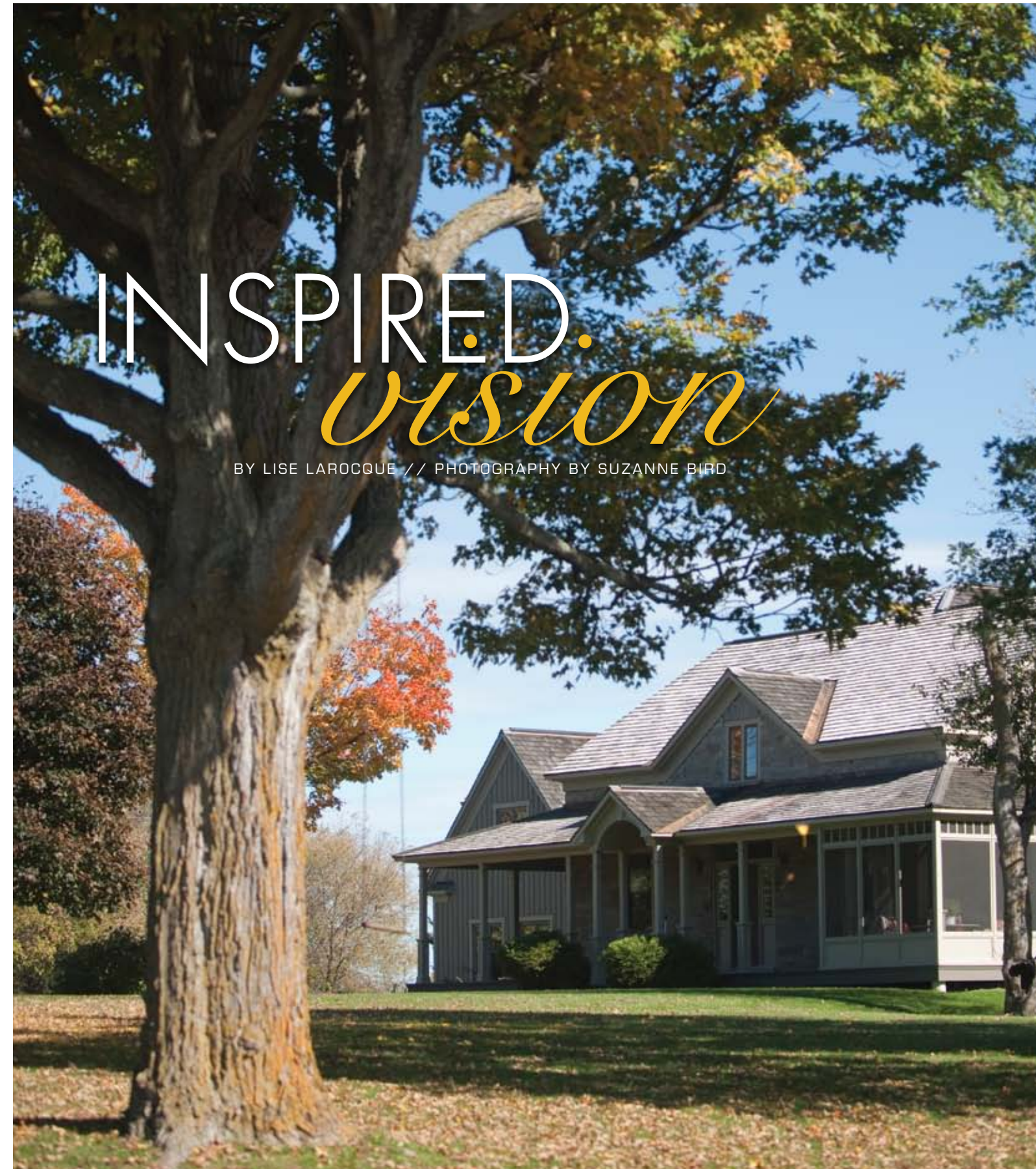
613.727.0680

ottawavalleyhandrailing.ca





A seat on the large wrap-around porch is a prime spot from which to observe the changing seasons. **TOP:** The large porch easily accommodates a table and chairs. **MIDDLE:** An extensive wall of windows is impressive both from the exterior and interior of the home. **BOTTOM:** Beauty in simplicity; an antique bench sits outside the home's original stone exterior. **RIGHT:** The beautiful mid 19th century home has undergone a transformation that has kept its original character intact.



INSPIRED. *vision*

BY LISE LAROCQUE // PHOTOGRAPHY BY SUZANNE BIRD

Down a picturesque tree-lined lane on the outskirts of Richmond is a home that has stood the test of time. Built by early Scottish settlers, this mid 19th century home is a beautiful part of the rural Ontario countryside, but it hasn't always been that way.

Back in 1993, current owners Denise Wilkes and Wes van der Ploeg were looking for a home in the peaceful countryside, one in which they could raise their young family and to which they could add their own personal touch. In their search they learned of a promising property that was on the market through power of sale. But Denise's first impression of the home was far from favourable. "It was overgrown and full of flies," she says. "It was just the original little house, no closets, one bathroom, no shower... and I thought, I couldn't possibly live here." But Wes saw something different; potential. Having worked as a general contractor for many years he recognized the fine craftsmanship of the original stone building and saw past the weeds and limitations of the home's current state. "My husband has amazing vision," says Denise. And so the couple sold their home in the Glebe and got to work on their renovation story.

During a 10-year period living in the original stone home, they drafted many design plans to add on to the existing structure. Maintaining the integrity and feel of the country home was essential to them and when looking for a designer, they wanted to find someone who understood. When it came time to bring their vision to fruition, they hired Gord Weima of **Gord Weima Design Builder**. The final design process took about a year of back and forth, tweaking plans that took into account the daily routines and lifestyles of the couple and their three children. "Gord understood the whole country thing," says Denise. "He came up with some fantastic ideas we absolutely loved."

The addition provided many spaces for the family of five to sprawl out, including a basement with games area and sunken theatre room, and a beautiful screened-in wrap-around porch for taking in the sweet sites and sounds of nature. The main floor gained a welcoming foyer, a powder room, a large country kitchen with dining area and a stunning great room. Many of the rooms from the original part of the home have been re-purposed and still see plenty of use. The former kitchen is now Denise's main floor office. The formal living room doubles as a great homework area and music room.


Continued on page 26



The front porch is a new addition but blends seamlessly with the original structure. **RIGHT:** Cozy chairs (Luxe Home Interiors) provide a perfect vantage point from which to enjoy the incredible details of the massive great room. **BOTTOM L-R:** (1) Beams of sunlight cascade through the large wall of windows into the great room. (2) Antique finds from local shops and auctions. (3) Homeowners Wes and Denise with their horses. (4) Doors were made on site by Wes using old pine barn boards.



PHOTO BY LYNEA GRAVELINE





One design element that was key for Denise and Wes was to ensure the new structure blended seamlessly with the original house. In other words, they didn't want their addition to look like an addition. In order to accomplish this, they sourced recycled materials from near and far. Old barns and abandoned ruins in farmers' fields became sources for seasoned construction materials. Rocks were harvested and old hand-hewn beams were salvaged and collected. One particular find came from a farm close to their home. "This just happened to be out in a field," says Wes, pointing to part of a massive fireplace in the home's great room. "There was just a fireplace standing on its own and we talked to the farmer to sell the stone to us, and he did," he says. "We took it apart, brought it back and built it exactly the same here."

Wes completed much of the home's detailed renovation work on his own, including the construction of the large stone fireplace which contains more than 200 thousand pounds of reclaimed stone.

Across from the fireplace is an extensive wall of windows through which glorious cascades of light flow into the room. Each window is framed with salvaged barn beams. "I wanted something original with

open space, lots of sunshine and just a great space to walk into in the morning," says Denise.

The barn beams are also repeated in the ceiling and trim, adding an element of warmth and character to the main floor. "We wanted to make it look as though the addition appeared to be constructed at the same time as when the house was built," says Wes. "I think we achieved that."

During the five-year renovation project, the couple hired local carpenter **Andy McGregor** on a full-time basis to help with the vast amounts of wood detailing throughout the home. Reclaimed wood was planned on site and used strategically in the build.

In the new country kitchen, an old china cabinet stands proudly. Purchased at an estate auction, it now houses an Old English dish collection and served as a starting point for the kitchen's design. Wes and Andy used reclaimed pine to construct the kitchen doors and cabinetry and copied the fluting, door detail and glass panelled fronts of the antique cabinet. Modern day stainless steel appliances from **Corbeil Appliances** were incorporated into the space and beautiful soft grey tiles from **Emerald Tile & Marble** were chosen for the backsplash. *Continued on page 28*



The table is set for a casual gathering with Denise's Old English dish set. (Flower arrangements by Trillium Floral Designs)
TOP LEFT: The kitchen is filled with stylish touches from a large apron sink with bronze fixtures to delicate antique pendant lights. **BOTTOM LEFT:** An old glass compote dish with miniature pumpkins adds a touch of whimsy to the décor. **CENTRE:** Reclaimed pine was used to construct the kitchen doors and cabinetry.



The home's original living room still sees plenty of use. **BELOW:** The dining room features rustic built-ins and a beautiful antique table from Gendron Antiques. **TOP RIGHT:** The secret room is a favourite place for guests. **RIGHT:** A large custom-made bookcase conceals a hidden secret; a staircase to a third-level room.



When it came time to select decorative elements for their home, Denise and Wes had plenty of choice. They share a passion for antiques and had spent many a weekend perusing local shops and attending auctions. Throughout the years they have amassed a large collection of antiques and hand-crafted treasures; forgotten pieces that have been given a new role in a new story. One particular auction find is a metal spiral staircase salvaged from the old E.B. Eddy Company plant. It was strategically placed in the hall just off the great room where it now has a starring role.

One intriguing addition to the home lies a few steps beyond the second level landing. Here, a large custom-made rustic bookcase conceals a hidden secret; a third level room originally designed by Wes and his daughter Annika to serve as a play room. "Everybody loves that room," says Denise. "When we have guests, that's where they want to stay," she says with a chuckle.

Wes and Denise's renovation is a continuing story. Upcoming chapters include plans for additional rock pathways and flower beds. Denise seems happy she didn't rely on first impressions. "I love everything about the house and it's still ongoing," she says. "There's always something you can add and I'm enjoying it... I love it, it's peaceful." **OH**



OTTAWA
WINDOWS & DOORS

www.ottawawindows.com

60-A Colonnade Road, Ottawa, Ontario K2E 7J6

P. 613.225.8737

F. 613.225.8931



What dreams does your home have?



COPPERSTONE | KITCHENS



www.copperstonekitchens.ca

60-A Colonnade Road, Ottawa, Ontario K2E 7J6

P. 613.288.1449

F. 613.288.1451

Scan this barcode with your smart phone to go directly to our website.





THE PLACE: Euro Tile & Stone is an exquisite mosaic of international style and flavour that unearths a whole new world beneath your feet. Locally owned and operated by Sandra and Ben Colasanti, Euro Tile & Stone has, for 24 years, been serving the city and surrounding area as an importer, distributor and retailer of fine ceramic goods. “The dynamic nature of this industry means that it is always changing,” says Sandra. “We shop the world for you and showcase the very best in our showroom.” Gone are the days of rummaging through

a cluttered warehouse in search of the perfect tile. In this spacious showroom hundreds of tiling styles, textures and finishes are on display. There are even a few surprising decorative touches such as a gorgeous one-of-a-kind sink made of petrified wood.

TREND WATCH: Sometimes bigger is better - at least that is what the progression toward larger tile formats suggests. “A few years ago 12-inch by 12-inch tiles were considered large,” explains Sandra. “But now people are embracing 20-inch by 40-inch formats to

FLOORED BY TILE STYLE

BY LAURA L. BENN // PHOTOGRAPHY BY SANDIE HEWSON



make a profound tiling statement.” Rectangular styles are also beginning to sweep floors everywhere, while long plank-like tiles that look like wood are growing in popularity too. “The ceramic wood look is great for kitchens and bathrooms,” says Sandra. “You get the classic elegant aesthetic, but it’s more durable and much easier to clean.” Who doesn’t love that?

WHAT’S HOT: Although earth tones, greys and taupes will always be highly regarded in the tiling world, a splash of vibrant colour is

starting to sizzle. Glass mosaics, stainless steel, even novelty graffiti and newspaper inspired patterns are making a spicy statement.

SERVICES: Euro Tile & Stone offers an inviting showroom to view a plethora of available tiling styles, as well as a knowledgeable and friendly staff to provide design consultations and help you choose the perfect floor décor.

WHERE: 925 Belfast Rd., Ottawa, 613.244.4315
www.eurotilestone.com **OH**



KURTIS CUMMINGS

interior decorating
and redesign



www.kurtiscummingsdesign.com
kurtis.cummings.design@gmail.com
613-859-5355

100s OF DECISIONS

What colour should I paint my walls? What about using wallpaper? Does my trim have to be white? Should I put in hardwood or laminate flooring? Can I use hardwood in the kitchen? Is tile better? **SHOULD** it match the cabinets? Can I use marble for my counters? Do I have room for an island? How can I make an impact with my backsplash? **WHAT KIND** of lighting works best? Are CFLs better than halogen or other bulbs? Should I put lighting on dimmer switches? How high should I hang my chandelier? How many wood tones can I use in my room? Does my furniture have to be part of a set? **DOES IT MATTER** how high I hang my artwork? How do I use mirrors to make my space look bigger? Are blinds better than draperies? What type of hard window coverings should I use? Should I use multiple window treatments on my windows? Will one do? Is one brand better than another? How do I combine households? How do I...?

ANSWERS THAT ARE RIGHT FOR YOU

www.CDECA.com 1.866.878.2155 info@CDECA.com

CDECA
Canadian Decorators' Association

Planning to decorate or renovate?



Have one of our designers create the home of your dreams, with experienced, professional service one room at a time.

- Catherine Pulcine

CPI
INTERIORS
7276630 CANADA INC.

Toll-free: 1 866 446-4415
613 599-5564
www.cpiinteriors.ca

Creating
Beautiful
Spaces

Guidelines for Confident Colour Decisions



by Catherine Pulcine
CPI Interiors

When it comes to decorating, colour is very important. If you're using fabrics and accents in a room and you're trying to match them, it's best to keep the ideas in a file so that you can start to create an overview of your personal preferences. Then, carry these colours with you when you're looking to purchase items and paint. Never try to remember a colour in your mind — use paint chips, fabric and flooring samples, or even magazine clippings with the colours and textures you're using. And don't be afraid to step out of your comfort zone with colour, it's an easy and inexpensive way to add depth to your rooms. And make sure you evaluate the colours you've chosen in all the different types of light, including night, to make sure it adds the right feel to the room. Different types of natural and artificial light can make colours look much different than they do in the paint store. Most importantly, have some fun with colour and *enjoy the process*.

New home buyer advice



by Rosemary Valeriani
SoHome

The process of building your new home, or remodelling your dream home, can be overwhelming with the huge number of decisions that you need to make. Everything from choosing back splashes, flooring, cupboards, fixtures, appliances, finish colours and more all compete for your attention. One way to help you navigate this jungle of choices is to enlist a decorator to give you a hand. Decorators are professionals that can help you make your new home a truly special place and cut through the complicated tasks of balancing all those design and decorating concepts. Even just a two-hour consultation to get you started is a small investment when compared to the cost of your build or remodel project. Remember, your home is where you live every day, so make it the best possible reflection of your style by letting a decorator give you some direction. And good decisions at the beginning will make your space more inviting and will increase the resale value as well. Welcome home!

Your connection to
Accredited Decorators and Designers
from coast to coast.



www.CDECA.com 1.866.878.2155 info@CDECA.com

CDECA
Canadian Decorators' Association

db
Color INTERIORS
DESIGN & HOME STAGING

Debrah Boucher, DCI, DCC, IDDP, CSP 613.862.0339 dbInteriors.ca
Interior Design, Home Staging, Color Consulting
Instructor for the Dewey Color System & CSP ELITE Program for Realtors
Color is the foundation for great design. Begin yours by contacting db Interiors.

INTERIOR IMAGES
SINCE 1993

DESIGNING FOR YOUR LIFESTYLE

Patricia Miragliotta, IDDP, CDECA
613-845-4444 | patricia@interiorimages.org | www.interiorimages.org

Interior Elegance

Kim Koa, Certified Interior Decorator,
Accredited member of CDECA

613-290-7184 or interiorelegance@sympatico.ca

Professional in-home consultation.
Home is where the heart is -- so let's customize your space.

Finishing Touch Interiors

613.795.6555
info@ftinteriors.ca
www.ftinteriors.ca

Michele Ballinger
INTERIOR DECORATOR
CDECA

gardening

PREPARING YOUR GARDEN *for winter*

BY MELANIE REKOLA

I really enjoy gardening this time of year; cooler weather, fewer biting insects – what's not to love? Readyng your landscape for winter is a relatively easy task; the spring maintenance task list is much more daunting. Here are some basic tips to ensure your garden looks its best this winter and wakes up gorgeous the following spring! *Continued on page 36*

Creating your ideal living space.

POLANCO
FURNITURE

Polanco Leather Furniture
1341 Wellington Street West, Ottawa
613 562 0782

Polanco Home Décor
& Design Studio
177 Richmond Road, Ottawa
613 761 8690

www.polancofurniture.com

semi annual sale
now on!




URBAN
STAIRS & RAILS

STAIR & RAILING
SYSTEMS

STAIR RECAPS

STAIR PARTS

HARDWOOD FLOORING

9 – 50 SLACK RD., OTTAWA ON

613-688-2800

URBANSTAIRS.COM



Remove Tender Bulbs And Plant Material: Dig up bulbs such as dahlias, Canna Lilies and geraniums. Store in a cool and dry place to stave off bulb rot. It is so disappointing in springtime to find these prized bulbs rotting and mouldy.

Fall Pruning: Prune off any dead areas of all trees and shrubs, but be careful to not prune for shape on your spring-flowering woody plants – you will be cutting off their spring blooms.

Wrap Tender Trees And Shrubs: Wrap marginal plant material and evergreens prone to ice/salt and snow damage, but be careful not to wrap too tightly. I have seen many plants smothered and choked by being bound too tightly and not getting the wrap off early enough in spring. Myself, I try to choose plant life that is well suited to the area it lives, therefore I rarely have to wrap.

Remove Annuals: Remove spent annuals; you will not miss them as they look overgrown and messy at this time of year anyhow. The seeds from some annuals such as poppies and Scarlet Runner Beans can be saved to plant directly next spring.

Cut Back Herbaceous Plant Material: The cutting back and removal of herbaceous plant material makes for an easier spring clean and protects plants from the spread of disease. It is also important to remove any diseased leaves of deciduous shrubs and trees from your garden beds for the same reason. I think leaving some seed heads of perennials such as Purple Coneflower and many ornamental grasses makes the winter garden look great and provides food for wildlife as well.

Plant Or Transplant Hardy Perennials: Fall is the perfect time to move hardy perennials as they don't go through that “newly transplanted” look for long and next year they will emerge like they have always been there.

Rake Leaves: We all know to rake our leaves off the lawn in fall, but it is crucial to do it promptly as to not smother the grass beneath. Remove fruit tree fallings as well for they will attract wasps. Leaving some leaves in garden beds helps protect plants by insulating against the freeze and thaw that is so detrimental to vegetation. And if you have the room, why not start composting those leaves!

Plant Spring Bulbs: It may be hard to think of spring when the garden is looking so tired, but now is the time to plan for and plant spring bulbs. Spring bulbs need to be planted in large groups, and placed near perennials that will mask their associated die back foliage. Small bulbs are best positioned near paths so their delicate beauty will be noticed. I prefer bulbs that are perennial, such as daffodils, Species Tulips and crocuses for they are lower maintenance and multiply. And don't forget about fall crocus if your garden needs a splash of colour at this time of the year!

Winter gives the opportunity to assess what your landscape looks like without deciduous leaves or flowers. Evergreens and trees with interesting bark or form take centre stage. The winter garden is often forgotten, but is ultra important in a climate like ours! Plant Emerald Cedars near your front door to make a great spot for Christmas lights, or soft spreading yews where you need a horizontal habit. Paperbark Maple, London Planetree and River Birch all have very interesting bark when stripped of their leaves. Corkscrew Hazel looks even better in winter than in the summer with its unique curly branching. The berries of Highbush Cranberry, Mountain Ash and Serviceberry provide food for wildlife and add colourful interest.

The landscape takes on a stark but restful state as winter weather closes in. Enjoy this time, sleep long and restful and plan for the upcoming year. It will be here before you know it. **OH**



PHOTO BY MELANIE REKOLA



PHOTO BY MELANIE REKOLA



Imagine your own outdoor oasis...

www.jszla.com JOHN K SZCZEPANIAK LANDSCAPE ARCHITECT 613.731.2777



Asia – by
Dom
Ceramiche



EURO
TILE & STONE

925 Belfast Rd.
Ottawa
613.244.4315
www.eurotilestone.com



A large stone fireplace with wooden mantel is the focal point of the great room. **TOP RIGHT:** Kris and Amanda with daughter Amelia. **MIDDLE RIGHT:** Frames on display in the home office. **BOTTOM RIGHT:** The dining room features an inset tray ceiling that mirrors the same dark oak used for the flooring.

FINDING *Balance*

BY ANDREA TOMKINS // PHOTOGRAPHY BY SUZANNE BIRD

If a husband and wife team behind a local design-build firm were to create a custom home for their new and growing family, what would it look like? And here's the bigger question, how can home design help people achieve work-life balance? Is it even possible?

Amanda and Kris Wagorn from **Luxart Homes** have managed to find the answers, or at least come pretty close. As builders it has always been their job to help others construct their dream home, and when it was time to design one for their own family they already knew what they wanted: a large lot in the country, and easy access to city services for that emergency diaper run. Most importantly however, they wanted their daughter Amelia, who's just shy of 6 months, to grow up in a community that had a small-town feel.

They chose fireflies over streetlights, and they have no regrets. "We thought a lot about the kind of house we wanted to raise our family in," says Amanda. "It had to be a traditional two-storey, designed to our taste and style but be functional and fulfill that work-life balance that can be so hard to find sometimes."

Amanda describes their custom home in **Ashton Creek Estates** as "arts and crafts inspired." Also known as "craftsman" style, arts and crafts homes traditionally have lots of strong lines and feature natural materials like stone and wood.

Upon entry, textured and heavily mottled slate tiles stretch out like a red carpet that's been hewn from deep within the earth. It's a slice of the outdoors that connects the main floor living spaces and intersects vast, richly dark oak floors on either side.

On the immediate right is a home office where Amanda meets with clients. The office is located near the front door so clients don't have to walk through the house. Unlike a traditional home office, there are no doors. This may seem counterintuitive, but it seems to be working.

Continued on page 41





Lighter colours were chosen for the kitchen backsplash, countertops and flooring to help offset the dark craftsman-inspired cabinetry.



LEFT: Views of an expansive backyard are enjoyed from the screened-in porch. **BELOW:** Sunny sunflowers and a simple lantern add a touch of warmth. **BOTTOM:** The craftsman inspired detail is also reflected in the home's hardwood staircase.



One thing in a family home that needs extra consideration is the floor. The couple chose durable four-inch plank hardwood floors by **Gaylord Hardwood Flooring** with a matte finish.

"It can be difficult to have a dark floor and a family," laughs Amanda, "but the matte finish is easier to maintain and less likely to show footprints."

Details are plentiful. Paint colours are earthy and warm, windows are bright and a classic craftsman-style hardwood staircase features an oak railing with square spindles by **Custom Stairs & Railings**.

The couple decided early on that they'd dispense with a formal living room, opting to use the space elsewhere, like for a larger great room at the back of the house. "It's the epitome of the family layout," says Amanda.

It's a space that's open yet smartly divided by function. There's a kitchen on one end, a casual family eating area in the middle, and a comfortable family room on the other side, all with views of an expansive backyard. It's prime firefly watching space, and according to Amanda they put on a spectacular light show.

Stonework is carried into this room in the form of a stone fireplace with a dark wood mantel (handmade by Kris), and a stone alcove that artfully frames an antiques ledge and quietly delineates the cooking area from the eating and living areas. *Continued on page 42*





Elegant dark brown cabinetry by **Deslaurier Custom Cabinets** fits the arts and crafts theme as well, right down to a seamlessly matching custom range hood.

A craftsman-inspired home runs the risk of becoming weighted down with dark woodworking but Amanda and Kris have strategically offset the dark with contrasting colours. Lighter countertops, white baseboards and trim and light-coloured area rugs prevent the home from descending into shadow.

Amanda and Kris are in it for the long haul. This house was designed to meet their needs today as well as five, 10 and 15 years from now. This is especially evident on the second floor where the space was planned to be extra family-friendly.

A nursery is strategically placed right next to the master bedroom and is separated by double doors. When Amelia is older she'll transition into one of the two other bedrooms upstairs, both bright and spacious with generous closet space (another "must have"). Eventually the nursery will become a library or sitting room.

The master bath is a welcome retreat for the weary. Light-coloured cabinetry (also by Deslaurier) offers a sophisticated contrast with black and brown granite countertops, and bronze fixtures pick up the subtle coffee shades in the counter. Large corner windows make this an extra bright space and speakers in the ceiling bring tranquil music to the spa-like experience.

It seems that Amanda and Kris have found the perfect balance between open space and private away space. "We're married, and we're business partners as well. We don't get that "work break" like some couples," says Amanda. "Balance is important." **OH**

LEFT: The nursery can eventually be converted to a library or sitting room. **BOTTOM LEFT:** The en suite's light-coloured cabinetry contrasts the dark granite countertops and flooring. **BOTTOM RIGHT:** Artichoke green was chosen for the master bedroom walls.



Jøtul F 3 is the ultimate classic wood stove. Small enough for any home, but still powerful enough to heat most houses. Visit a dealer near you to see the full range of Jøtul gas and wood stoves and fireplaces.

the spirit of **JØTUL**

Jøtul's F 3 wood stove in Blue Black Enamel

Harbers Flame Centre & Masonry Inc. 4385 Billy Ln., Williamsburg 613-535-2301 www.harbers.ca	Hubert Heating 101 Pinhey St., Ottawa 613-728-3786 www.hubertheating.com	Northern Comfort 155 Hooper St., Carleton Place 613-253-4125 www.northerncomfort.ca	The Fireplace Center & Patio Shop 2 Locations in Ottawa 613-728-1775 East 613-745-1273 www.fireplacecenter.com
--	---	---	---

Christine HAUSCHILD
 Sales Representative
 25 Years Experience

ROYAL LePAGE Team Realty
 Independently Owned and Operated, Brokerage

Top 1% Nationally Since 2006

For all *your* real estate needs

www.ChristineHauschild.com
Christine@ChristineHauschild.com

613.592.6400
 Toll Free: 1.888.757.7155
 Fax: 613.592.4945

Royal LePage Team Realty
 484 Hazeldean Road
 Ottawa, ON K2L 1V4

Building a foundation of trust... one home at a time.

Welwyn Wong
 LANDSCAPE DESIGN

613.265.7580 | welwynwong.com

Happy *First* Anniversary

STYLE ■ COMFORT ■ IDEAS ■ REAL ESTATE

our homes

T H E C I T Y O F O T T A W A

OUR HOMES Ottawa was excited to celebrate our first year anniversary this past summer. We are pleased to announce the winners of our fantastic prize giveaways. We thank all those who entered the contest and for taking the time to write to us.

A huge thank you to our generous sponsors for providing us with these amazing prizes!

We ask you to continue to give us your feedback. It is so wonderful receiving your suggestions and comments and we hope to continue to publish them. Please email your comments to jkivell@ourhomesmagazine.com or sharon@ourhomesmagazine.com

Congratulations to our Winners!

Thanks to our Sponsors:

Arevco Lighting — arevcolighting.com

Belle de Provence — belledeprovence.com

C&M Textiles — cmtextiles.com

CPI Interiors — cpiinteriors.ca

Floral Design Landscaping
— floraldesignlandscaping.com

Gendron Antiques & Reproductions
— gendronantiques.com

Gourmet Ritz — Stittsville, Ontario

Green Light District Design — greenlightshop.ca

Jask Salon & Day Spa — jask.ca

Koyman Galleries — koymangalleries.com

Lee Valley Tools — leevalley.com

Luc Crawford Design Inc — luc Crawford Design Inc

Luxe Home Interiors — luxeottawa.com

Miele Gallery — mieleonbank.ca

OR DESIGN Glassworks — ordesign.com

Ottawa Senators Hockey Club — senators.nhl.com

Panoramik Home Improvements — panoreno.ca

Pierino Scarfo Salons — pierinoscarfo.com

Randall's Decorating Centre — randallspaints.com

The SPA — thespaottawa.ca

Urban Terrace Outdoor Living Design Co.
— urbanterrace.ca

We Mean Fitness — wemeanfitness.com

Window Treats — windowtreats.ca

package one – Susan Stein

Congratulations on your first year anniversary! Reading your magazine has been a treat this past year – as the publishers of this fine magazine, you and your team should be proud. The magazine is full of interesting features – I look forward to viewing the photography and creative tips throughout and your directory of advertisers is informative as well. As a person who is avidly interested in decorating and who subscribes to several decorating magazines, it's a pleasure to be able to pick up a magazine which focuses on Ottawa with regards to your stories and advertisers – rather than Toronto or Montreal which are featured in many of the major mags such as Style at Home and Canadian House and Home.

Keep up the great work. I look forward to the next issue, and the ones after that....

*Sincerely,
Susan Stein*

package two – Wendy Lystiuk

I read you magazine for the first time today. I enjoyed it very much.

Wendy Lystiuk

package three – Melika Dibaei

I just wanted to send you a note to tell you how much I love your magazine. Your magazine has inspired me to re-decorate and re-invent my home. For that, I am grateful to you!

I am also interested in knowing the process involved in choosing your "feature home," and if and how my home can be featured in your future issue? Thank you again and happy first anniversary!

*Sincerely,
Melika Dibaei*

P.S. I would also love to be entered in your fabulous draw.

package four – Marilyn Seymour

Congratulations on your First Anniversary of OUR HOMES!!

I love the magazine, with its most comprehensive coverage of Ottawa businesses, interesting homes, and people. Keep up the good work, as I look forward to receiving it each time.

*Thank you,
Marilyn Seymour*

package five – Jamie Elford

First of all I would like to say that I love this magazine!!!

There are so many great ideas in it that I have either circled, made notes beside and flagged with numerous post-it notes. I especially like the feature articles and the photos that go along with them, they give a good perspective of the design / reno.

Keep up the good work!!!

OUR HOMES Magazine is very inspirational!!!

*Cheers,
Jamie Elford*



At Luc Crawford Design Inc., our dedicated team plans, designs and manages interior design and planning projects for the residential, commercial and hospitality sectors, specializing in:

- » Decor, Furniture + Accessories
- » Planning for large and small spaces
- » Complete Renovation + Redesign
- » Bathroom + Kitchen Design

**ONLINE STORE
NOW OPEN!**


Order online! Visit www.luccrawford.com to see our latest collections of furniture and accessories today!

Visit our store at **1089 Somerset Street West**, or call us at **613.722.0839** for all your home furnishing needs!



LUC CRAWFORD DESIGN INC. ■ 1089 Somerset Street West ■ www.luccrawford.com ■ 613.722.0839

the SPA's 15th Anniversary



Our newest location!

the SPA Retreat is a true luxury escape, located on the West End Cliffs of Negril, Jamaica; the ideal vacation destination for couples, women's retreats and weddings.

thespajamaica.com



the SPA
27 Robertson Rd, Nepean, ON
613-820-7721 | info@thespaottawa.ca

the SPA Day Retreat
26 Castlefrank Road, Kanata, ON
613-836-5913 | info@thespadayretreat.ca

the SPA Retreat
Negril, Jamaica
1-855-THE-SPAJ | rsvp@thespajamaica.com

Designers and Decorators HELP FOR YOUR HOME

BY IRENE TURNBULL

So, you want to renovate or decorate? Well, the good news is, “the world is your oyster.” The bad news is, “the world is your oyster!”

No, it’s not a misprint... or double-talk either! What I’m getting at is the fact that we are living in a world of infinite choice when it comes to building, renovating and decorating our homes, and while this is an exciting marketplace, the proliferation of products and experts to offer advice can quite frankly be overwhelming.

Huge shifts have taken place in retail markets. Fast-paced lifestyles and the demands on our time, combined with global access to products, have driven a greater wedge in the marketplace between mass merchandising (box-store home centres) and one-on-one custom and specialized services with little or no retail focus. The competition for homeowners’ attention in every product category is intense as companies scramble to find new

ways to convince buyers that their products are the right ones, including the more recently discovered marketing power of “going green.”

For the average homeowner, by the time you get to make choices about furniture, draperies and accessories, the budget has already been challenged by choices over expensive cars, flatscreen TVs, computers and leisure toys – not to mention granite countertops, kitchen appliances and numerous other home products. Balancing the cost of these “want to have” items with furnishings can be a juggling act at best.

Everywhere I hear people asking, “where do I shop for something in-between cheap and high-end? Where do I find the middle of the road – that place where I can depend on good quality for value pricing? And most importantly, how do I know who to believe with all the product claims being made? How do I put it all together so that it pleases me?”



GET IT RIGHT THE FIRST TIME

So, what is the answer? Well, admittedly, I am biased, given that I am an interior design professional, but my best advice, depending upon the scope of your project, is that you engage the assistance of a qualified interior designer or interior decorator to help you, and here is why:

- A decorating and design professional is qualified by education from a recognized college and/or university with experience to develop and enhance the function and quality of interior (and exterior) spaces.
- A professional is trained to help you define your own personality and style and to interpret it into design concepts and products selected from a global network “through the trade.”
- An interior designer or decorator will put emphasis on “return on

investment” and ensure value in your choices by paying attention to performance over time and the need to put the “right product in the right place for the right reason.”

- Today’s accredited designers and decorators are tapped in to a global economy and networked together through their professional associations, with commitments to ongoing education and product knowledge programs, which keep them abreast of new innovations and trends, long before they reach the mass markets.
- With insight into principles of design, a trained professional offers a high degree of predictability about the end results of a decorating project, so you avoid the costly mistakes of a “guessing game” approach. It just makes good sense to get it right the first time.



Here’s how it works!

- When you engage the services of a design professional, make your needs and budget clear. It shouldn’t matter whether you are decorating a palace or a cottage or something in between. A professional will help you avoid costly mistakes and open the door to many possibilities you might have otherwise missed.
- Design professionals charge for their services, just like any other professional you might go to for advice. And like those other professionals, you need to find a professional you feel comfortable working with. Discuss fees directly and be forthright with your budget. A great deal of time and effort goes into developing concepts and selecting products, so it is imperative for everyone’s sake that the dollar and cents expectations are clear from the beginning.
- Don’t be intimidated. There are many good design professionals. Interview two or three before you make your choice. Ask for credentials, references and portfolios of previous work. There must be mutual trust and respect between all parties.
- Services can be as limited as a consultation offering advice on choosing a colour scheme, hiring a contractor or buying a product. Or you may wish to hire a professional to help you with full design services for redecorating, redesigning or renovating, purchasing products or arranging installations.
- Decorating and design professionals may specialize in a particular design area, for instance, residential and/or commercial design, and team with other professionals such as architects, structural engineers and contractors, as required.

And here’s how to distinguish the professionals:

- Within the interior design profession, interior designers and interior decorators both play significant roles, but are trained differently. One is not better than the other, they simply focus on different areas of service. Both receive post secondary education and certification in their particular areas of expertise. Interior designers concentrate on space planning and design, with a view to function, structural integrity and adherence to building codes. Interior decorators concentrate on space planning and design, with a view to function and end use, with heavy emphasis on product knowledge and selection, particularly with furniture and furnishings, window treatments, floor coverings, etc.
- There is overlap in basic education between the two sectors, including colour theory and human spatial relationship. However, interior designers specialize in drafting, particularly computer assisted (CAD) programs and regulatory compliance, and when certified, may produce certain drawings for permit submission. Interior decorators specialize in all aspects of interior finishing and prepare floor plans and non-structural drawings for room layouts, cabinetry and furniture construction.
- Some professionals hold both Interior Designer and Interior Decorator designations.
- The professional associations for interior designers are: Interior Designers of Canada (IDC), or provincial designations such as ARIDO (Association of Interior Designers of Ontario).
- The professional association for interior decorators is: CDECA (Canadian Decorators’ Association).

Remember, whichever professional you choose for your project, you are entering a relationship that requires mutual honesty and trust, and to be successful in the end, that professional must deliver results that reflect your personal taste and style. **OH**



Are you a PEOPLE person?



Be your own boss, put your network to work for you, provide the very best advertising solutions in your community and build equity in your very own business.

Franchise Opportunities Available.

There are franchise territories still available in Ontario: Prince Edward County, Huron/Perth, Sudbury/North Bay, Niagara Region; PLUS OUR HOMES is expanding into communities in Eastern & Western Canada as well. Inquire for details.

Visit www.magazinefranchise.ca
click on franchise opportunities.

Or call **Suzanne Strong 519.538.4528**
e-mail franchise@ourhomesmagazine.com

Join our happy and successful team and create maximum value for your advertisers and readers.

STYLE • COMFORT • IDEAS • REAL ESTATE
ourhomes
Creating value, creating opportunities

the art of solar

Imagine getting \$1000 every month.
For 20 years. Guaranteed.

where would you invest?

Investment Option	Return
BANK 2010 Bank Savings Rate	0.8%
BONDS Ontario Strip Bond 2010-2029	4.8%
STOCKS TSX return 1990-2009	6.0%
JAZZ SOLAR Ontario microFIT 2011-2030	16.6%

JAZZ SOLAR SOLUTIONS

Contact JAZZ Today
www.jazzsolar.com
613 288 JAZZ (5299)
iwantsolar@jazzsolar.com

MORE than you paid for?

It's not often you get more than you pay for, but when you advertise in OUR HOMES, you get more than you pay for every time!

- FREE listing in our online directory, which enhances your business's online presence and directs google-searchers to your company... FREE
- FREE ad placement on our online "Flip magazine" as well as free placement in our mobile PDF magazine, with a free link to your company's website...FREE
- FREE listing in our Home Resource Directory, which connects you with customers who are looking for your service...FREE
- Ask us how we can connect your business to our readers in a more personal way
- Ask us how we can boost your business's advertising impact into specific areas of our superior distribution
- Ask us how we can put your company in front of a targeted audience from around the province

ADVERTISING INQUIRIES & SALES, PLEASE CONTACT

Sharon Davies: 613.435.4246
sharon@ourhomesmagazine.com

Janine Kivell: 613.595.1221
jkivell@ourhomesmagazine.com

ourhomes
Not just advertising. Marketing.

bringing the indoors out

the urban terrace
outdoor living design co.

18 Northside Road
in Bells Corners
613.828.8400
www.urbanterrace.ca

Proud supplier of world renowned products for all your outdoor living needs.

Ottawa's only landscape boutique

OR DESIGN
glassworks

Exquisite Architectural Design

Sculpture | Lighting | Decor
613.769.2130 ORDESIGN.com

Gourmet Ritz

A unique taste of life

Fresh Artisan Bread Every Friday & Saturday
Gourmet Gift Baskets
Small Kitchen Appliances from Breville and Cuisinart
Large Selection of Gourmet Products
Fresh Take Home Meals, Pasta and Sauces
From Parma Ravioli
Fresh Equator Coffee and K-Cups

1261 Stittsville Main Street | 613.435.RITZ

cooking at home

BY MARIA DASILVA // PHOTOGRAPHY BY SCOTT HUNTER

PIZZA party



I've yet to meet a person who dislikes pizza. In fact, I might be suspicious of anyone who makes such a claim. Pizza is the ultimate crowd-pleasing food, satisfying the needs of whoever may be gracing your table, from a lactose-intolerant vegetarian, to a discerning gourmet.

While take-out or delivery is just the thing for busy nights, homemade pizza is a simple and delightful treat. And perfect for a casual get-together.

Whether it's family games night or your turn at the dinner club, consider a stress-free, do-it-yourself pizza party. Make the dough and sauce the night before. Grate, prep or cook any toppings before the guests arrive, even the night before if you've got a full schedule. Preheat the oven, lay the table with an array of toppings and a space for each person to roll out and dress their own pie. Open a few bottles of red wine and voilà, the party is ready. Easy entertaining at its finest! Happy cooking!

PIZZA DOUGH

(Makes enough for eight individual-size pizzas)

2 tsp yeast

2 tsp sugar

1 Tbsp olive oil

1½ cups warm water

4 cups all-purpose flour

1½ tsp salt

In a bowl, combine yeast, sugar, oil and water; let sit until foamy, 10 to 12 minutes. Stir in flour and salt to make a shaggy dough. Turn out dough onto floured surface; knead until smooth and silky, 8 to 10 minutes. Cover and let rise in warm place until tripled in size, 2 to 3 hours. Or, cover and refrigerate dough overnight. Let come to room temperature before rolling.

PIZZA SAUCE

2 Tbsp olive oil

Half onion, diced

3 cloves garlic, chopped

1 can (28 oz) whole tomatoes

1 tsp red wine vinegar

½ tsp each salt and sugar

3 fresh basil leaves

Heat oil over medium heat; fry onions and garlic until golden, about 5 minutes. Add tomatoes, vinegar, salt, sugar and basil leaves; bring to simmer. Simmer until sauce is thickened, about 20 minutes. Let cool. Remove basil leaves and puree until smooth. Sauce can be made up to three days ahead.

TOPPINGS:

- The beauty of pizza is that anything goes. Here are a few suggestions from the ordinary to the trend-setting.
- MEATS - pepperoni, cooked sausage, salami, cooked chicken, baby shrimp, crumbled bacon, cooked ham, prosciutto, anchovies
- VEGETABLES - mushrooms, fresh, sun-dried or oven-roasted tomatoes, zucchini, roasted peppers, spinach, olives, cooked eggplant, thinly sliced potatoes, onion, marinated artichokes, pesto
- CHEESE - fresh or regular mozzarella, fontina, provolone, blue cheese, bocconcini, smoked cheese, parmesan, cheddar

TO ASSEMBLE AND BAKE PIZZA:

- Divide dough into 8 pieces. On lightly floured surface, shape dough by pressing down with fingertips then gently pulling edges to stretch. Let the dough rest, or relax, for a few minutes between stretching if it pulls back immediately. Place dough on cornmeal sprinkled baking sheet. Top with sauce (not too much or pizza will be soggy) and toppings (not too much or pizza will be water-logged).
- Bake on lower rack of 425°F oven until bottom of crust is golden, about 12 to 15 minutes. **OH**

discover the possibilities...



Design/Build | Landscape Construction | Planting
Decks & Fencing | Outdoor Kitchens & Fireplaces

3270 Nixon Drive, Osgoode 613-791-2219

www.serenitylandscaping.ca



GEMINI KITCHEN AND BATHROOM DESIGN offers clients a full service 'aesthetic' design experience. Whether you are looking for an innovative design and product selection or looking for complete project management, you can sit back and observe as we transform your space into something unique and functional. You can be assured that "the other side of design" means being fully satisfied.

207 Colonnade Rd. S., Ottawa
613-228-0333 www.geminikbd.ca



Custom Homes for Custom Home Owners



Personalized Building

"Building your dream home with you, not just for you."



613.850.6275 www.pattersonhomes.ca

Window Treats



Custom Draperies, Blinds & Shutters

119 Iber Rd., Kanata/Stittsville
Free In-Home Consultation
Tel: 613-831-8520 www.windowtreats.ca

► John Szczepaniak

John K. Szczepaniak Landscape Architect

SPECIALTY: Consulting landscape architect for residential and estate design

NO LANDSCAPE IS COMPLETE WITHOUT... exquisite detailing that captures the owner's sense of style and is appropriate to the setting.

BEST ADVICE: Allow your design professional plenty of lead time to ensure they can create a unique landscape experience for you.



◀ Richard S. Bown

The Urban Terrace

SPECIALTY: Outdoor living designs and landscaping

NO LANDSCAPE IS COMPLETE WITHOUT... a good design and a good crew.

BEST ADVICE: If you're going to dream, it should be as fabulous as possible. Envision tranquility and serenity. Imagine an oasis and create it.



CREATORS OF LANDSCAPES

Considering a change to your scenery next summer? Perhaps you're thinking of adding a pool or hot tub to the backyard or maybe you want to create a little garden oasis? Autumn is the best time to set your plan in motion. PHOTOGRAPHY BY SANDIE HEWSON

► Chad Chambers

Serenity Landscaping Inc.

SPECIALTY: Landscape design and construction

NO LANDSCAPE IS COMPLETE WITHOUT... a proper plant design by a certified horticulturalist;

it is essential in creating a balanced outdoor living environment.

BEST ADVICE: Have a landscape design completed by a professional to be sure your outdoor living space reaches its full potential.



◀ Welwyn Wong

Welwyn Wong Landscape Design

SPECIALTY: Creating beautiful, functional landscape retreats

NO LANDSCAPE IS COMPLETE WITHOUT... a detailed plan. Make sure you are clear on what you want and how it will all fit together before a shovel hits the ground. Just like with an interior home renovation, good landscape design can add value to your property.

BEST ADVICE: Hire a design professional to avoid making costly mistakes. *Continued on page 55*



GENDRON

ANTIQUES & REPRODUCTIONS

"Give your home the warmth of days gone by."



Buy & Sell Antiques | Furniture Reproductions
Home Décor | Furniture Refinishing
Enjoy over 10,000 sq ft of shopping comfort.

1145 Carp Road, Stittsville
613.831.2186 www.gendronantiques.ca

FENDOR

Windows ■ Entrances ■ Garage Doors



Providing knowledgeable
and expert service for over *70 years.*
335 Roosevelt Avenue, Ottawa
613.722.6581 www.fendor.ca

Exquisite surfaces for fine homes.



TILE CENTER

Ottawa's Premiere Tile Boutique Since 1959

Visit our new 4,500 sq ft showroom at
834 Churchill Avenue North, Ottawa

613.725.3732
www.ottawatilecentre.com

PLANNING TO **SELL YOUR HOUSE?**

BE ON TV

WIN A **COMMISSION-FREE LISTING**
FROM TOP AGENT **PAUL RUSHFORTH**

- ★ Want to significantly **increase the market value** of your home with little or no money?
- ★ Want the expert services of award-winning designer **Penny Southam** to get your home ready for sale?
- ★ Are you willing to roll up your sleeves to do the work yourself?

"Bringing Penny and Paul's vision to life was exciting and we were very pleased with the outcome. We were amazed at what we could accomplish in such a short time. People ask us if we would do it again and we say definitely!" — Jen & Al Greer, Episode 2



allfornothingtv.ca sonja@mountainroad.ca 613-237-4447


Hemke Van Gerwen ►

Floral Design

Landscaping and Nursery

SPECIALTY: Landscape design and installation, pools and quality plant material
NO LANDSCAPE IS COMPLETE WITHOUT... the design and finished project meeting the client's wishes.

BEST ADVICE: Know your soil, know your light, know your client.



◀ Brady Bryson

Brady's Pool & Spa Care

SPECIALTY: Pool and spa service

NO LANDSCAPE IS COMPLETE WITHOUT... a great pool or spa

BEST ADVICE: To fully enjoy a hot tub year round, choose a model that can meet the demands of our Canadian climate. Hot tubs that are thermally insulated and self-cleaning are your best choice. **OH**

BY NICK KEUKENMEESTER

CREATING A FUNCTIONAL *Wine Cellar*

From a small collection of your favourites, to a large collection for a connoisseur, OUR HOMES has all the information you need to make your wine cellar a winner.

When finding the right place to keep your wines, there are three factors to keep in mind.

Temperature: The ideal temperature is somewhere between 52 and 55 degrees Fahrenheit (11-13 degrees Celsius). If it is a little higher than this, the wines mature faster, and the opposite occurs if it is on the cool side. You want to try to avoid large fluctuations as this can shrink and expand the corks, leading to leakage and spoilage.

Light: There is a reason most wines come in coloured glass. Ultraviolet light can be as damaging as heat to wine.

Vibration: Wines need a settled environment if they are to age gracefully.

There is no point in buying wine to keep unless you have somewhere to put it. Wine cabinets (specially designed fridges) or even just cold storage areas in a basement will all do this job for you. There is no sense in building an expensive 10,000-bottle cellar when you have three cases to put in it. Start with the coolest, darkest place in the house and upgrade from there when you need to.

Forward Thinking

When stocking a cellar, it is important to remember that you want wines to be ready at different times. It's not much help if you have nothing to drink for 10 years and then 500 bottles are ready all at once! Stagger your buying and go for things with varying aging capacity.

Be Eclectic

Different situations call for different wines. Maybe you are not a white wine drinker, but when you have guests over to eat fish you still want a couple of options. Don't forget that occasions come up for sweet wines and ports. Ones with a little age can be show-stoppers.

Palates Change

Most collectors start out loving the big reds from California, Australia and Bordeaux. It takes time to develop a palate for Pinot Noir and the wines of Burgundy. As drinking wine with dinner becomes the norm, you start to look for those perfect matches. Old Pinot often fills that role, but unless you cellar a little at the beginning, it will take you a long time to find this out.

Mind Your Own Palate

Not everyone likes mature wine. As a wine develops, its obvious fruit or primary characteristics mellow and subside, and secondary notes (like herbs and spices) come through. If you like fruity wine, don't leave it too long.

We All Mature At Our Own Pace

European wines (and French wines in particular) go through a dumb phase. Like teenage children, they go into their bedrooms and don't come out for three years. In this time, their company is not something to seek out. Basically, the fruit is less available to the palate and the wine doesn't offer all it has to give. Once this phase is complete, the wine emerges like a butterfly from its cocoon, mellowed and with new layers of complexity. Most new-world wines do not suffer through this phase, but many would argue they don't gain the same levels of complexity either. Great Bordeaux and Burgundy can often improve over 10 or more years.



Is it a Keeper?

So what keeps well and what doesn't? Let's look at the grapes most likely to repay a little cellar time.

WHITES

Yes

Riesling (the greatest ager of all, with mineral notes abounding), Chardonnay, Pinot Gris, Gewurztraminer, Semillon (not just Sauternes, but the dry stuff from Australia too)

No

Sauvignon Blanc, Viognier, White Zinfandel, Pinot Grigio, Arneis, Cortese (Gavi), Albarino, most sparkling wines (Champagne excepted)

REDS

Yes

Pinot Noir, Barbera, Cabernet Sauvignon, Merlot, Shiraz/Syrah, Cabernet Franc, Tempranillo, Sangiovese, Carmenere, Nebbiolo

Maybe

Grenache (no more than 3-5 years), Gamay (only the top Beaujolais; NOT Beaujolais Nouveau)

No

Zinfandel (enjoy the fruit in its youth), Dolcetto, Corvina (unless it's Amarone), Rosé. Also, remember that 90 per cent of wines are consumed within hours of purchase and most wines are now made for this purpose, so most will not cellar well. ☞

>> SOURCE IT

AMSTED DESIGN-BUILD

It always feels good to be home. Especially when your home has been beautifully built or renovated by Amsted Design-Build.

Amsted is a full-service, design-build company. That means both our design and construction professionals are together under one roof, working closely with each other and you, in a collaborative process that not only saves you time and money but ensures your satisfaction every step of the way – all while creating a beautifully designed and inspiring place for you to come home to each day. It's that combination of talented people and a proven process that we call the "Amsted Advantage". And we apply it to every project we undertake, whether it is a custom home, a full-scale renovation or a modest reno involving only a single room.

Book a consultation today.

Email info@amsted.ca or call 613.836.7434 www.amsted.ca

Proud winner of Greater Ottawa's Renovator of the Year and Green Renovation Project of the Year for past 3 consecutive years.

(Please see ad on page 15)

AMSTED
DESIGN • BUILD

DISTINCTIVE BATHROOMS & KITCHENS**New Trends at Distinctive: LED Lighting & Green Products**

One of the newest and hottest ideas in bathrooms is with the use

of lighting and 'floating' vanities. We have been installing wall mounted vanities in many different homes for a more spacious and contemporary look. Also, with new LED lighting, the applications are endless; we have been adding lighting under, over, inside and outside vanities. You can now put lighting virtually anywhere.

A second trend is in regards to green products. We have been using more green products than ever. While we are not a green design authority, the impact is certainly tangible. With quartz

countertops being made out of recycled glass, bamboo cabinetry and low VOC paint, we are becoming green, naturally.

We invite you to meet with our designers to see what we can do for you.

Business hours:

Monday to Wednesday 8:30 to 6

Thursday & Friday 8:30 to 8

Saturday 9:30 to 4:30, Closed on Sunday

613.834.1796 dbkottawa.com (Please see ad on page 21)

A MISCELLANY OF THE NEW, NEAT, UNIQUE, AND FABULOUS IN OTTAWA AND THE SURROUNDING AREA

THE SPA RETREAT, NEGRIL JAMAICA

The ideal romantic escape, wedding destination or ladies spa retreat.

As The SPA and The SPA Day Retreat celebrate the company's fifteenth anniversary in the Nation's Capital, the prestigious SPA brand prepares to reveal its most intriguing chapter yet, a destination location in Negril, Jamaica.

Handcrafted stone cottages with spectacular tropical gardens and cliffside organic dining enhance your SPA escape. The SPA Retreat, Negril Jamaica, features a full-service luxury day spa offering classic aesthetic treatments with a Jamaican flair. The adult only resort features a salt water pool, A/C, Wi-Fi and specialty tours to enhance your experience. This unique property extends from a white sandy beach into exotic grey cliffs both overlooking the vibrant turquoise hues of the Caribbean Sea. The devotion to quality and service familiar to The SPA's Canadian locations continues to surpass guest expectations from the moment your flight touches down.

Visit our website at www.thespajamaica.com and www.thespaottawa.ca (Please see ad on page 45)

**CATHEDRAL HILL LUXURY CONDOMINIUMS - A PERFECT BALANCE**

Cathedral Hill - Ottawa's newest, most innovative, luxury condominiums - offers an exceptionally unique, urban lifestyle experience. Ideally located on Sparks Street, west of Bay, just a few short blocks from our city's most important addresses, these 157 luxury condominiums over 21 storeys, offer unparalleled and protected views of the Ottawa River, Gatineau Park and Parliament Hill; striking and sophisticated, modern architecture that respects the heritage of the location; contemporary interior design with exceptional attention to detail; a respectful approach to the environment with sustainable development, targeting LEED Platinum; full lifestyle amenities including fitness centre, sauna, stream room, rooftop garden, wine cellar, yoga room and more. All with the convenience of downtown living within the natural green surroundings of the Garden of the Provinces and Territories. Building on Windmill Developments' impressive track record, Cathedral Hill promises to be one of the most healthy, environmentally friendly and memorable condominiums in Canada.

Fall 2013 occupancy. Priced from \$275,000-\$2,000,000.

Reserve now for first choice of suites and views!

Sales presentation centre opening in late September.

www.cathedralhill.ca 613.566.7010 (Please see ad on page 2)



directory

OUR HOMES attracts the area's finest businesses to advertise in our pages, and utilize our unparalleled distribution and coffee-table appeal to market their products and services. We're making it easier for you, our readers, to become educated as you plan your home-and real estate-related purchasing decisions. View these business ads online at www.ourhomesmagazine.com/ottawa

The listings below are organized alphabetically by industry.

ALTERNATIVE ENERGY

JAZZ SOLAR SOLUTIONS *Page 49*

ANTIQUES/REPRODUCTIONS

GENDRON ANTIQUES & REPRODUCTIONS *Page 54*

APPLIANCES/KITCHENWARE

CORBEIL APPLIANCES *Page 13*

BUILDERS

AMSTED DESIGN BUILD *Page 15*

GORDON WEIMA DESIGN•BUILDER *Page 3*

LUXART HOMES *Page 6*

PATTERSON HOMES *Page 51*

SHELLSTAR HOMES *Page 19*

BUILDING/LANDSCAPING SUPPLIES

MERKLEY SUPPLY LTD. *Page 4*

**COUNTERTOPS/
GRANITE & STONE/TILE**

EURO TILE & STONE *Page 37*

THE TILE CENTER *Page 54*

CUSTOM CABINETS

GENDRON ANTIQUES & REPRODUCTIONS *Page 54*

LAURYSSEN KITCHENS *Page 8*

DESIGNERS/DECORATORS

CANADIAN DECORATORS' ASSOCIATION *Page 32*

CPI INTERIORS *Page 33*

CUSTOM HOME INTERIORS *Page 7*

DB INTERIORS *Page 33*

FINISHING TOUCH INTERIORS *Page 33*

INTERIOR ELEGANCE *Page 33*

INTERIOR IMAGES *Page 33*

KURTIS CUMMINGS *Page 32*

LUC CRAWFORD DESIGN INC. *Page 45*

SOHOME *Page 32*

FINE WOODWORKING

HOUSE OF FINE CARPENTRY *Page 17*

FIREPLACES & STOVES

HUBERT'S HEATING *Page 43, 64*

JOTUL *Page 43*

FLOORING, STAIRS & TRIM

END OF THE ROLL *Page 11*

GRANDOR GROUP *Page 11*

OTTAWA VALLEY HANDRAILING COMPANY LTD. *Page 21*

THE TILE CENTER *Page 54*

URBAN STAIRS & RAILS *Page 35*

FOOD/DRINK/CATERING

GOURMET RITZ *Page 49*

FURNITURE & HOME DECOR

GENDRON ANTIQUES & REPRODUCTIONS *Page 54*

LUXE HOME INTERIORS *Page 5*

POLANCO FURNITURE *Page 35*

GARDEN CENTRES

FLORAL DESIGN LANDSCAPING, POOLS AND NURSERY *Page 61*

GLASS & GLASS DESIGN

GLASS BLOCK SOLUTIONS *Page 4*

OR DESIGN GLASSWORKS *Page 49*

GREEN LIVING

CATHEDRAL HILL CONDOMINIUMS *Page 2*

HAIR SALONS & SPAS

PIERINO SCARFO SALON *Page 10*

THE SPA RETREAT *Page 45*

**HOME IMPROVEMENTS/
RENOVATIONS**

AMSTED DESIGN BUILD *Page 15*

GORDON WEIMA DESIGN•BUILDER *Page 3*

PANORAMIK HOME IMPROVEMENTS *Page 9*

KITCHEN AND BATH

COPPERSTONE KITCHENS *Page 29*

DISTINCTIVE BATHROOMS & KITCHENS *Page 21*

GEMINI KITCHEN &

BATHROOM DESIGN *Page 51*

GENDRON ANTIQUES & REPRODUCTIONS *Page 54*

LAURYSSEN KITCHENS *Page 8*

LANDSCAPING/LAWN & GARDEN

FLORAL DESIGN LANDSCAPING, POOLS AND NURSERY *Page 61*

JOHN K. SZCZEPANIAK LANDSCAPE

ARCHITECT *Page 37*

SERENITY LANDSCAPING *Page 51*

THE URBAN TERRACE OUTDOOR LIVING DESIGN CO. *Page 49*

WELWYN WONG LANDSCAPE DESIGN *Page 43*

LUMBER & TRUSSES

GRANDOR GROUP *Page 11*

MEDIA

MOUNTAIN ROAD PRODUCTIONS *Page 54*

NEW HOME COMMUNITIES

CATHEDRAL HILL CONDOMINIUMS *Page 2*

NON PROFIT ORGANIZATIONS

CANADIAN DECORATORS' ASSOCIATION *Page 32*

OUTDOOR FURNITURE

THE URBAN TERRACE OUTDOOR LIVING DESIGN CO. *Page 49*

POOLS/HOT TUBS/SAUNAS/SPAS

BRADY'S POOL & SPA CARE LTD. *Page 8, 13*

FLORAL DESIGN LANDSCAPING, POOLS AND NURSERY *Page 61*

REAL ESTATE

COLDWELL BANKER FIRST OTTAWA REALTY - HELENE HUTCHINGS & PERRY PAVLOVIC *Page 17*

ROYAL LEPAGE TEAM REALTY - CHRISTINE HAUSCHILD *Page 43*

STONE PRODUCTS

CULTURED STONE CREATIONS *Page 4*

VACATION RESORTS

THE SPA RETREAT *Page 45*

WINDOWS & DOORS

FENDOR WINDOWS & DOORS *Page 54*

GRANDOR GROUP *Page 11*

OTTAWA WINDOWS & DOORS *Page 29*

WINDOW FASHIONS

C&M TEXTILES *Page 63*

WINDOW TREATS *Page 51*

OUR HOMES is committed to ensuring the businesses above appear under the correct headings. To make a correction, or to have your business listed under more than one heading, please email jkiwell@ourhomesmagazine.com. To have your business listed in our Home Resource Directory, call 613-435-4246 or 613-595-1221 to advertise.



STORY BY JEAN TURRIFF
ILLUSTRATION BY BRIDGETTE JONES

PROCESS OF ILLUMINATION



Exterior lighting for your home is no longer an afterthought. Today it is an **integral** and necessary component of any new home or renovation plan. At night, when the lights are on, it can paint a beautiful picture of your home and property and keep it safe.

The homeowners, designer, architect, contractor and builder should all be consulted about the exterior illumination. Several factors in the overall exterior plan should include: location, size of the home and property, functionality, landscaping, architectural details and the look and feel the owners want to project.

The next step is to choose a budget and a style to fit the home – modern, eclectic, traditional or transitional.

Some lighting purists believe light should be projected onto the surface or item to be highlighted only, and fixtures should be invisible. This is one option and a key factor in outdoor lighting – less is more in the dark.

However, safety, security, quality and building codes are other important factors in the design. Light creates atmosphere while guiding people up driveways and walkways, enhancing pools and gardens – all with the dark sky as your ceiling. Lighting is security and one of the best deterrents for burglars. It can also be controlled remotely when you are away.

New technological advances in lighting can also achieve high levels of energy efficiency. In the following design, LED (light-emitting diode) will play an important part of energy reduction without compromising the quality, colour or design of a lighting fixture. LED lights use 75 per cent less energy than traditional incandescent lamps. *Continued on page 62*

Satisfying our clients with unique custom landscape designs for *over 30 years*.



**FLORAL DESIGN
LANDSCAPING,
POOLS AND
*Nursery***

Open 7 days a week: 9am - 6pm

Nursery: 613-314-4125 | Design Cell: 613-761-0952 | Design Office: 613-258-7270

2860 Donnelly Drive, Kemptville

"Your one stop shop for landscaping"

floraldesignlandscaping.com

finishing touch

Beautiful exterior lighting was added to this renovated barn with an east to west elevation.

Roofline - Linear LED Philips eW Graze Powercore is placed along the exterior cove to accentuate the stainless steel barn roof.

Winding Driveway - Recessed lighting from Lightolier is embedded into the stone walls along the winding driveway, guiding cars and people into the home and garage.

East and West Elevation of Roofline - Recessed LED down lights shed narrow pools of light to accentuate the barn roof and provide spillover to below.

Deck Lights are recessed into the wood to glow through the translucent glass and create a festive atmosphere when entertaining with the option of alternating colours. Also provides security.

Stone/Wood Narrow Columns are highlighted with in-ground units by Zaneen with narrow pools giving depth to the view.

Trees - In-ground LED uplights by Zaneen are hidden to give dimension to the interior structure of the tree, making it come alive in the darkness and framing the property in the night sky.

Remote Control - The exterior system is on a programmable wireless control system by Lutron. Control the light using your iPod or iPad using the Lutron app.

Barn Lights - These decorative fixtures from Barn Light Electric in a copper finish with LED screw-in lamps define the outdoor theme and architectural design.

Stone Columns - Beacons are provided on the stone columns at the entrance to give an upward glow, illuminating the property and people entering these areas.

The consistent colour temperature chosen for the lighting is cool (4,000k) in keeping with the stainless steel roof and grey stone - giving true depth to the tones, shades and hues. oh

Classic Chic



A UNIQUE + EXCLUSIVE

COLLECTION OF HOME DECOR FABRICS.

Turn-Key Service | Custom Made Window Treatments | Bedding | Interior Design | Made-to-Measure Blinds & Shutters
Home Decor Fabrics to Meet all Budget Needs | Exclusive Bridal & Evening Wear Collections

C&M

T E X T I L E S

Emerald Plaza | 15-1547, Merivale Road, Unit 15, Ottawa | Tel.: 613.727.1547 | Fax: 613.727.3091
7500, rue Saint-Hubert, Montréal | Tel.: 514.272.0247 | Fax: 514.272.4064
cmtextiles.com info@cmtextiles.com



- Fireplaces & Stoves (Gas & Wood)
- Electric & BioFuel Fireplaces
- Custom Mantles & Cabinetry
- In-house Qualified Staff
- Over 100 yrs Combined Knowledge & Experience

*Jotul F370
wood burning stove
(shown)*

HUBERT'S

"Heating with Style Since 1922"

www.hubertheating.com | 101 Pinhey St. Ottawa | 613-728-3786