

SUMMER 2014

STYLE ■ COMFORT ■ IDEAS ■ REAL ESTATE

ourhomes

T H E C I T Y O F O T T A W A

TRANSFORMATION
IN MANOR PARK

*California
dreaming*
IN KANATA

BUILDING
FROM SCOTLAND
TO OTTAWA

A STORE
as chic
AS A STROLL
IN PARIS



STYLE ON
THE DECK
& A BURGER FIT
FOR ANY BBQ



HUBERT'S

Fireplace Consultation + Design

Visit us in the heart of Hintonburg.

www.hubertsfireplaces.com | 101 Pinhey St. Ottawa | 613-728-3786



HIRE A BUILDER WHO
OFFERS ACCOUNTABILITY.
NOTHING IS SUBCONTRACTED.

Build your next project with us.

Request a free in-house consultation with us and you'll
get a free design consultation with an itemized budget.

(613) 800-0990 • L3Builders.ca

2153 Prince of Wales Drive, Ottawa, ON K2E7A4



We know
cabinetry



Let us design your
next custom space.

For more than 30 years, our team has provided exceptional quality products and design solutions specifically tailored to the individual needs of our customers.

We collaborate to create ideal living spaces and we do this with a commitment towards bettering our environment and reflecting a greener outlook for tomorrow.

For authorized dealers visit our **NEW** website at deslaurier.ca



613.596.5155
Ottawa Design Centre
1050 Baxter Road



Looking for both the convenience of
in-town living and a spacious country atmosphere?


You have arrived.



Prestigious 1.5-2 acre lots on the edge of Carleton Place
Hardwood, ceramics, 9' ceilings and stunning design
Many models include a three car garage in the base price
20 minutes from Scotiabank Place

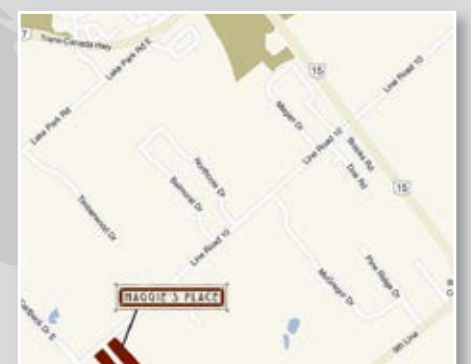
Rogers Cable, Internet, Home Phone, Smart Home Monitoring Services free for 6 months
Bell Internet 5 Plus, Fibe TV, Home Phone, Fibre Optic Services free for 6 months

This is the neighbourhood you want to live in.



Homes from **\$449,900**
(includes lot & HST)

South off of Hwy #7 onto Hwy #15
North onto 10th line, left into Maggie's Place



Visit our Model Home in Maggie's Place, 107 William Hay Dr., Saturday & Sunday 12-4

info@luxarthomes.com

www.LuxartHomes.com

613-253-7571



Beautiful possibilities.

SUEDE
CONTEMPORARY LIVING

303 Richmond Road

613-729-9274

www.suedeinteriors.com

BENOIT-BOIVIN INTERIOR DESIGN



CUSTOM WORK DESIGNED
WITH YOU IN MIND



URBAN ERA
STONE

...unprecedented customer service

granite, quartz and marble countertops

Come and visit us at our NEW location.

154 Iber Rd., Stittsville

urbanerastone.com

613-836-2400



Sierra Gate Homes

Design - Build
Construction Project Management
Renovations and Additions

Sales and Presentation - Design Centre
91 Murray Street, Ottawa
(613) 789-1377 | www.sierragatehomes.ca



STYLE • COMFORT • IDEAS • REAL ESTATE
ourhomes
THE CITY OF OTTAWA

REGIONAL PUBLISHER/FRANCHISE OWNER Melkay Media Inc.
Beth Charbonneau, 613.519.1609 EXT. 100
beth@ourhomesmagazine.com

REGIONAL MANAGING EDITOR Sarah Hoy
sarahhoy@ourhomesmagazine.com

REGIONAL PRODUCTION MANAGER Kelly Donaldson
kellyd@ourhomesmagazine.com

MARKETING & ADVERTISING Beth Charbonneau, 613.519.1609 ext. 100
Lesley Bertrand, 613.519.1609 ext. 101
lesley@ourhomesmagazine.com

OUR HOMES™ is a registered trademark of OUR HOMES MEDIA GROUP INC.
OUR HOMES™ The City Of Ottawa is published four times a year by Melkay Media Inc.
under the license of OUR HOMES MEDIA GROUP INC.

OUR HOMES™ is distributed via free pick up to residents of Ottawa. Copies of
OUR HOMES™ are available for free pick up at high traffic locations throughout the region.
OUR HOMES™ is distributed throughout select neighbourhoods, professional offices and
to select business establishments via direct mail and can be viewed online at
www.ourhomesmagazine.com/ottawa

Please send all letters and/or feedback to OUR HOMES™ Magazine, 11 - 300 Earl Grey Dr.,
Suite 209, Kanata, Ontario K2T 1C1. Or email us at editor@ourhomesmagazine.com. All letters
received are subject to editing for grammar and length. If undelivered, return to above address.

OUR HOMES MEDIA GROUP INC:

EDITORIAL

EDITOR-IN-CHIEF Georgette McCulloch
editor@ourhomesmagazine.com

ASSOCIATE & WEB EDITOR Julie Simmonds

MANAGING EDITORS Alexandria Barker,
Nancy Belgue, Adrienne Brown,
Pauline Clark, Andrea Cox, Walter Franczyk,
Mary Hatt, Sarah Hoy, Gina Makkar,
Melissa North, Denise O'Connell,
Jennifer Schleich, Jude Wayland,
Melody Wren

ART

ACTING ART DIRECTOR Georgie Donais
gdonais@ourhomesmagazine.com

ART DIRECTOR Tara Chattell (on leave)

ASSOCIATE ART DIRECTORS

Sheila Britton, Robynne Sangiuliano

PRODUCTION

PRODUCTION DIRECTOR Lynn Derrick
lynn@ourhomesmagazine.com

PRODUCTION MANAGERS

Kelly Donaldson, Julia Dempsey,
Marilyn Reid, Abby Reynolds,
Tracy Shuttleworth, Andrea Wray

OPERATIONS

PRESIDENT & CEO David Loopstra
david@ourhomesmagazine.com

VP OF FRANCHISING & FRANCHISE OPERATIONS

Suzanne Strong
suzanne@ourhomesmagazine.com

ACCOUNTING Donna Duggan

ADMINISTRATIVE ASSISTANT Lisa Merrell

CONTRIBUTORS

Morgan Barnes, Brandon Barre, Sheila Britton, Tara Chattell, Maria DaSilva,
Jessica Deeks, Walter Franczyk, Lynda Graveline, Sandie Hewson, Sarah Hoy,
Scott Hunter, Erin Kelly, Stephanie Redmond, Melanie Rekola, Yanic Simard,
Jeff Thomason, Irene Turnbull, Justin Van Leeuwen, Melody Wren, Heather Wright

Advertisements and the content, including photos, of advertisements published within OUR HOMES
magazine are supplied solely by the advertiser and neither the publisher nor OUR HOMES Media
Group Inc. accept responsibility for opinions expressed in advertisements or for copyright issues with
regards to photos, advertising copy and advertisements, nor shall they be held liable thereby. By act
of reading this publication, all advertisers and readers agree to indemnify and hold harmless both
OUR HOMES Media Group Inc., and the publisher thereby. Copyright ©2014 OUR HOMES Media
Group Inc. All rights reserved. Reproduction without permission is prohibited.

OUR HOMES CAN BE FOUND IN THE FOLLOWING MARKETS:

Barrie • Calgary AB • Durham Region • Grey Bruce • Hamilton • London
• Mississauga • Muskoka • Oakville/Burlington/Milton • Ottawa • Peterborough
• Sault Ste. Marie & Algoma • Southern Georgian Bay • Vaughan
• Waterloo • Wellington County/Orangeville/Caledon • Windsor

For franchise inquiries please visit www.ourhomesmagazine.com
Or e-mail Suzanne.Strong@ourhomesmagazine.com



PROUD
SUPPORTER
Nature Conservancy of Canada™

Looking forward to
designing your space.



PURE ELEMENTS of design
kitchen & bathroom studio

5- 2150 Robertson Rd., Ottawa 1.613.366.2575
pureelementsofdesign.ca
Creating great designs is our *passion*.


salttillo
IMPORTS



NEW LOCATION OPENING JUNE 2014
154 Iber Rd. Stittsville, ON K2S 1E7
t:613.836.2224 f:613.836.2227 www.salttillo-tiles.com



Mosaics Glass Metal Marble Slate Terracotta
Handmade Ceramic Porcelain



Lindal
CEDAR HOMES

Design and plan services
Stunning, award-winning designs
Models from the high \$300's

Sales and Presentation - Design Centre
91 Murray Street, Ottawa
(613) 789-1377 | www.sierragatehomes.ca
Independent distributor for Lindal Cedar Homes





SUMMER IS MY FAVOURITE TIME OF YEAR. I have to admit that I love the warmth from the summer sun and wait for it all winter. It is wedding season and this year is a busy summer for me... it's my wedding day! And guess what? We are using our home as our wedding venue.

Summertime is when your home is in full bloom, the trees are green, the grass is soft and the solar lights are glistening. We couldn't think of a better place to celebrate than the home we have created together. It is true, "home is where the heart is," and as you can see from my picture, we added a plus one to our family – our very own puppy. (Perfect timing after last issue's pets and business owners feature.)

In this issue, we have two beautiful summer homes to walk you through. Firstly, a home in Kanata where the pool is welcoming and the marble is cooling. Secondly, a condo in St. Laurent that beams in black and white with a touch of elegance.

Style Picks is all about entertaining, or relaxing on the deck (it is time to enjoy the outside after all) and in our People feature we talk to Pete Lyons from L3 Builders – a fellow Brit!

One style that will be incorporated into our wedding is vintage, classic, so I was over-joyed to take a trip to Marie Antoinette & Co. to discover all the amazing products they have for sale and for rent.

I wish you a summer filled with love and joy, cocktails and barbecues and happy memories.

Sarah Hoy, Managing Editor
sarahhoy@ourhomesmagazine.com


Follow us nationally @OurHomesMag



Beauty Written in Stone



**NOW OPEN
OUR 3RD LOCATION
IN ONTARIO**



Interstone is an exclusive distributor for an assortment of premium marble, granite and stone products, including Cimstone, Compac Marmol and Quartz engineered stone.

Discover over 300 of the finest stone materials from the world's leading quarries, as well as a wide range of porcelain tiles and mosaics.

 **INTERSTONE**
MARBLE AND GRANITE LIMITED
IMPORTERS AND DISTRIBUTORS

2730 Swansea Cres, Ottawa, ON K1G 6R8
613.730.1077 • www.interstone.ca

3240 Langstaff Rd, Unit D, Concord, ON L4K 4Z8
905.760.1077 • 1.866.760.1077 • www.interstone.ca

2679 Howard Ave, Windsor, ON N8X 3X2
519.967.9553 • 1.800.581.4259 • www.interstone.ca

contents

summer



20

ON THE COVER

Dreaming Of California
Story Page 24.
Photography By
Jessica Deeks.



32

departments

- 10 EDITOR'S NOTE
- 14 PUBLISHER'S NOTE
- 18 ADVICE
Table Style
- 20 STYLE PICKS
Relax On Deck
- 32 COMFORT ZONE
Chic And Elegant
- 56 PEOPLE
From Scotland To Ottawa
- 65 HOME RESOURCE DIRECTORY
- 70 FINISHING TOUCH
Make A Splash

features

- 24 FEATURE HOME
California Living
- 38 HOME & BUILDER
Building In The Family
- 48 DECORATING
Cottage Style
- 50 GOOD TASTE
Lemonade!
- 52 REAL ESTATE
Get Ready For Retirement
- 54 DESIGN IDEAS
Don't Be Colour Shy
- 60 GARDENING
Echinacea Blooms
- 66 COOKING AT HOME
A Burger For Everyone
- 68 CRAFTY IDEAS
Decorate With Rope



24



66



38

MYH
MYHOME FURNITURE

*Love the way
you live!*



499 Terry Fox Dr, Kanata ON
613-271-9001
www.myhome.ca

Richmond
Home
hardware
design centre

Financing available.



{ Floors like no other... }

Hardwood • Ceramic Tile • Laminate • Shutters & Blinds • Carpet

Richmond Home Hardware Design Centre has an eclectic flooring selection that can only inspire the artist within. Ask us about our full installation service and financing options that can suit your budget.

FLOORS FOR
You **613-838-7200**
6179 Perth Street, Richmond, Ontario K0A 2Z0
www.richmondhhbc.com
HOURS: Monday - Friday 8am - 5pm
Floors like no other...

Scared of Heights?



**GET LEAFGUARD® AND
YOU'LL NEVER HAVE TO CLIMB
TO CLEAN CLOGGED GUTTERS AGAIN.**

- The only seamless, one-piece leaf protection gutter system on the market.
- Keeps leaves, pine needles and other debris out.
- Available in a large selection of designer colors.
- Scratch-Guard™ finish guaranteed not to chip, peel or crack.
- Lifetime clog-free guarantee.

**"keep your gutters free from leaves,
debris and unwanted pests...Guaranteed**"**

Call for a no obligation free estimate today!



ENGLERT
LeafGuard®
Get it. And forget it.®



613.223.8269
ottawavalleyleafguard.com



AFTER THE LONG HARD WINTER we endured here in Ottawa, I think we are all ready to welcome the warmth of summer. Summer has always been my favourite time of year, and although I am currently focused on the exciting opportunities associated with recently becoming publisher of OUR HOMES Ottawa, I will certainly carve out a bit of time to enjoy all that summer has to offer.

Since moving to Ottawa a few years ago, my husband Marc and I have had few opportunities to visit our cottage in the Kawarthas. This summer will find me spending as much time there as I can. I miss the pace of our time spent there – enjoying the early morning sunrise over coffee on the dock while a light mist still hangs over the water, afternoons spent swimming, canoeing or relaxing in a hammock, and evenings spent keeping warm by the fire as the calls of the loons give way to the croaks of bullfrogs after dark.

The wonders of modern technology will allow me to maintain my work schedule from our dock, while reconnecting with the place I hold so dear. We look forward to visits from our friends on the lake, from our son J and his partner Danielle, and other dear friends who live close by. Our time at home will be spent enjoying the abundance of green space our city has to offer, picnicking outdoors with my sister Donna, my daughter Trina and her husband Rich, and hiking park trails with our granddaughters, Kaya and Melia.

I have found that nowhere is summer more appreciated than here in our nation's capital. Storefronts and restaurants open their windows to the warm breeze outside, and everyone around seems to come alive. In this issue of OUR HOMES, we focus on inspiring our readers to create wondrous spaces – both indoors and outdoors – to enjoy at home.

Take this time to enjoy the warm weather, the company of good friends and family and some fantastic meals made on an open grill. Wherever your summer plans may take you, my hope is that you will enjoy this issue in your favourite outdoor space, or with your feet up on your patio, balcony or dock.

Beth Charbonneau

Beth Charbonneau, Publisher
beth@ourhomesmagazine.com

 Like us on Facebook at www.facebook.com/OurHomesOttawa
 Follow us locally @OurHomesOttawa



Vanico
Maronyx

MONDEAU



BATHROOM & KITCHEN

SALLE DE BAIN & CUISINE



TAKE THE
TIME TO
EXPERIENCE
MONDEAU

Great ideas
flow here.

Ottawa

1282 Algoma
613.746.7070

Kanata

20 Edgewater
613.831.6800

Gatineau

130 Jean Proulx
819.776.3153

mondeau.ca





Personalized Building

"Building your dream home with you, not just for you."



613.850.6275 www.pattersonhomes.ca



- Reclaimed and River Recovered wood flooring
- Specialists in wide plank flooring
- FSC Bamboo

www.logsend.com

SHOWROOM - 1520 TRIOLE ST. OTTAWA, ONTARIO

613-738-7851



Boiserie **Sébo** Woodwork

10TH ANNIVERSARY

Visit our beautiful showroom at 780 Taylor Creek Drive, Orléans
613 830 2000

Manufacturing superb quality residential and commercial custom cabinetry.



Celebrating 10 Amazing Years!

See more exciting projects at sebowoodwork.com







Live carefree
IN A PREMIUM APARTMENT



LEASING CENTRE Mon-Fri 9AM-5PM, Sat-Sun 10AM-5PM
1145 Maritime Way, Kanata | 613.913.9555 | KanataLakesApartments.ca

★★★★
LÉPINE

advice

SETTING THE SCENE

SUMMER ENTERTAINING

STORY STEPHANIE REDMOND

Entertaining is always such a pleasure – picking the food, the wine, the music. I like to make sure the house is tidy and the kids are clean, and then it never fails – I leave setting the table to the last minute. I can hear the veteran entertainers gasping but it's true. I mean let's face it, entertaining should be about the food and the company, but putting in a little aesthetic effort sets the tone for the event and quite frankly, it can be a lot of fun.

The Base Layer

Think of a tablecloth as your base layer. Be bold or keep it simple. White linen is always a lovely classic that can be layered with colourful or neutral dishware. For a modern-country aesthetic (or if you're on a budget), use burlap. It stains and can't really be washed, but for a one-night affair, it's the perfect cheap and cheerful fix.



Layer 2

If you're not into tablecloths you can always start with placemats or a runner. Generally you can't accommodate both, but it depends on the width of your table. If you choose to do both, make sure they don't overlap or your table will feel crowded and messy. I love a thin linen placemat with a fine detail around the edge. It looks contemporary and timeless.

The Necessities

If you have a full set of dishware, don't feel obliged to use everything that got ticked off your wedding registry. Mix and match so it doesn't feel too uptight. And if you're lacking on serving pieces, set up a buffet and skip the table clutter altogether.

You can layer three different sets of dishes and not feel stiff if you pick the right combination. Try a plain white base, a patterned centre dish and a textural plain top piece. Whether you're formal or free-spirit, the style of tableware will set the tone. And plain white is always an option (pair with colourful linens, flowers, serving dishes and candles to add some interest).

Twigs And Petals

A striking assembly of flowers in the centre of the table is always beautiful but the guidelines for flowers are: Make sure they are not



Designer
Stephanie Redmond
shares her ideas.

overly scented; are not too tall so people sitting across from one another can see each other and not so wide that a guest ends up with a hydrangea in their soup. For something less traditional, create a long grouping of greenery down the centre, running the entire length of the table. It takes a bit of work, but the effect is striking.

Lighting

Please don't make your guests eat underneath a 100-watt bulb without a dimmer! Lighting is key. It's important to see your food, but it's equally important to not feel like you're eating at a sports complex.

Dim the lighting and light the candles. If you're outside, try battery-operated candles or tall glass hurricanes to block the breeze.

A Little Je Ne Sais Quoi...

Sometimes we just need to treat ourselves (and our guests). Here are a few ideas to keep you on the VIP list:

- Decant your wine – it allows your wine to breathe and looks great.
- Put sea salt in a small bowl (personally I prefer to use my fingers so I can feel how much salt I'm using).
- Put out some nuts or small appetizers. Life is busy, and we're all on the run. Don't leave your guests waiting for dinner to be served.
- Have sparkling and still water available – invest in a Soda Stream if you like carbonated water, it saves money and recycling.
- Make butter balls – I know, it's 80s, but who doesn't like a butter ball?
- Create a playlist beforehand so you are not fussing with the music throughout the evening.
- Use your old brass candlesticks – with tall white candles they add whimsy and formality.
- Put your cell phone away – it shows thoughtfulness. (And this goes for the guests too!)



At the end of the day, we entertain to discuss life, to live life and to escape from life. All the little touches surrounding an evening make a difference. So make an effort, and take a minute to decorate... and have a toast – to life! **OH**

1. LINENS: ABC Carpet & Home
2. ISPAHAN PORCELAIN: Oka Direct



1096 Somerset St. W., Ottawa
613.680.7557
marieantoinetteco.com



FREE IN-HOME QUOTE!
Call today: 613.722.0839



HIGH-QUALITY, CUSTOM DESIGN & BUILD

Designer-inspired renovations for any space, including kitchens, bathrooms, living/dining rooms, basements, offices and much more ...

EXPERT DECORATING & INTERIOR DESIGN

Finishing, furniture, accessory and window treatment selections to complete the look of your newly-renovated or existing space.

PROFESSIONAL SPACE PLANNING & LAYOUT

Detailed plans and drawings that let you have full control over your custom renovation or interior design project.



NEW OFFICE
LOCATION ►

LUC CRAWFORD DESIGN INC.
22 Antares Drive, Unit 101, Ottawa
T: 613.722.0839 luc Crawford.com

PARTY ON THE DECK

STORY SARAH HOY
PHOTOGRAPHY LYNDA GRAVELINE

The sun is shining and it is time to chill out on the deck with friends and family. Kick your feet up and relax.



1

1 ARTISTIC LANDSCAPE DESIGNS LTD.

Bird Wind Chime
These wind chimes produce a delicate sound that will provide for a relaxing ambience on the deck while adding a touch of colourful décor.

2079 Bank Pl., Ottawa
613.733.8220 | www.artisticlandscape.on.ca

2 HUBERT'S FIREPLACE CONSULTATION + DESIGN

Solus Elevated Halo
Gather round with friends for a cosy evening by this fire pit. With a variety of fuel options including natural gas, propane and ethanol, it is ideal for any home.

101 Pinhey St., Ottawa
613.728.3786 | www.hubertsfireplaces.com

3 C&M TEXTILES

Outdoor Fabrics
These vibrant cushions are made with eye-catching tangerine and yellow accents. The outdoor fabrics are perfect for a comfy deck setup.

15-1547 Merivale Rd., Nepean, Ottawa
613.727.1547 | www.cmtextiles.com
Continued on page 22



2



3



trim | door | hardware



GRANDOR.ca 5224 Bank Street South | 613-822-3390

GRANDOR



Let us help you have the home of your dreams

Have one of our Ottawa designers create the home of your dreams, with experienced, professional service.
Our consultation is complimentary.



Catherine Pulcine



Claudette Léger-Paillé



Saree Parry



Susan Sykes



Bea Crites

DECORATING DEN INTERIORS

Franchises available to talented individuals. Extensive training available. Locations throughout Canada and the U.S. Each franchise independently owned and operated.



www.decoratingden.ca
Enter your postal code on our website to find a designer near you!



4



5



6

4 STEREO PLUS & DESIGN

PSB Outdoor Speakers

These weatherproof speakers are perfect for an afternoon on the deck listening to some relaxing sounds or party tunes.

1250 Stittsville Main St., Stittsville
613.435.8337
4366 Innes Rd., Orleans
613.830.6787 | www.spodesign.com

5 CAPITAL APPLIANCE & BBQ

Big Green Egg

Available in a variety of sizes, this ceramic cooker acts as a grill, smoker and oven. Using lump charcoal, your food will be sure to wow guests this summer.

12 Grenfell Cres., Ottawa
613.228.0009 | www.bbqing.com

6 JUST IMAGINE HOME AND GARDEN DECOR

The Twig Lantern

Wow your visitors with this large lantern that will create a talking point when placed in your outdoor entertaining area. The twig detail creates a unique alternative to a traditional lantern.

5532 Manotick Main St., Manotick
613.692.5550 | www.justimaginedecor.com OH

Furniture | Lighting | Accessories | Rugs
A Fine Collection of Ladies Accessories

JUST IMAGINE
HOME & GARDEN DECOR

In-home decor consultation by appointment

5532 Manotick Main St., Manotick | 613.692.5550

Inspired Outdoor Living

YARDS UNLIMITED
LANDSCAPING INC.

77 Holland Avenue (613)721-8195
www.yardsunlimited.com inquiries@yardsunlimited.com



**Expert
Design &
Craftmanship**

for over 30 years.

Family owned, **Paradise Bath & Kitchen** has been helping Ottawa homeowners with their bathroom and kitchen renovations since 1984. Our team of expert designers, cabinet makers and plumbers work with our valued customers on projects from start to finish.

Visit our newly renovated showroom for innovative products and personalized service.

paradise
BATH AND KITCHEN

48 Northside Road, Nepean | 613.828.1515
www.paradisebathandkitchen.ca



STORY MORGAN BARNES
PHOTOGRAPHY JESSICA DEEKS

CALIFORNIA DREAMING IN KANATA



The exterior of the home shines in the summer sun and creates the perfect place for Elizabeth and her two boys to relax and play.



The chic white welcome area is situated between the dining room and living area. BELOW: The door greets guests with elegance.



two sons, Anders and Johan completed their family, with dog, Corona, becoming the last furry addition.

Smart and business savvy, Elizabeth set about planning the interior and exterior design of her home, and made some wise decisions early on. “Before choosing a contractor, do your shopping around and get quotes,” Elizabeth says. “I recommend getting an itemized contract so you and your contractor are clear on what you’re paying for. An itemized contract ensures there are no surprises at the end of the project.” She also notes that you should be prepared to walk away if your first impression tells you so.

Wise advice because Elizabeth has a hands-on approach and worked closely with designers and trades people. Throughout the process, Elizabeth infused everything with her passionate approach to modern style and her love of rustic pieces.

Using the same philosophy Elizabeth uses when choosing contractors and vendors, she approached her front door remodel knowing that first impressions are important. She chose Quebec company, Les Portes Bourassa. The custom mahogany Tudor-style door is a grand artistic statement with decorative glass, wrought-iron panels and beautiful embellishments. “I’ve had the door almost four years now and I couldn’t be happier with the workmanship and customer service I received from them,” Elizabeth says. “They were wonderful collaborators who genuinely care about their work and your happiness.”

Sitting pretty but on an empty two-acre lot, the property needed a landscaping design plan. Elizabeth turned to designer Alistar Johnston,

Continued on page 28



The modern dining area is the ideal spot for entertaining. ABOVE: The marble staircase sweeps up to the top floor where rooms are finished with windows and balconies that overlook the main floor.



The pink California-inspired home in Kanata north, with the terracotta roof, captured Elizabeth Figueroa’s heart immediately. But it was what was beneath the surface that confirmed that this was where Elizabeth and her family would plant their roots and make a home.

Having recently moved to Ottawa after a decade of living in places like Texas, Ohio, Florida, and yes, California, Elizabeth was looking for a home that wasn’t just beautiful, it had to have strong character. Before purchasing the 7,000 sq. ft. house, which was incomplete at the time, she brought in engineers to confirm that the investment was worth it. Elizabeth and her husband,

Peter, were pleased to learn that the previous owner had built a solid foundation with above-average amounts of concrete unseen in a residential build. In fact, they told her, the house was so strong that she could build a seven-storey car park on top of it.

A native of Puerto Rico, Elizabeth met her husband in Ottawa and the couple travelled North America together for his work. Soon,

feature

a partner at Strybos Parron King Landscape Architecture from Toronto to create the luxurious landscaping that surrounds her home. The result is breathtaking foliage made possible with careful selections of a wide variety of bushes, trees, plants and other natural elements like hefty boulders. The perfect mix provides privacy, shade and charm.

She turned to Kanata-based **Thunderbolt Contracting Ltd.** to create the luxurious pool landscape, including the stonework around the show-stopping swimming pool by Ottawa-based **Pool Builders Inc.** Elizabeth says that the family owned and operated business provided exceptional customer care and service. At the time, it was the largest pool that the company had done. “It’s my favourite place because it reminds me of Puerto Rico,” Elizabeth smiles, noting the warm beautiful coastal country of her birth. “We built it for the kids, but in all honesty, I’m a water person and it reminds me of home.”

The patio furniture is a collection of finds Elizabeth picked from Home Sense and **Hauser**. Details matter to Elizabeth, so she reworked the pieces with new Sunbrella fabrics so that they more closely represented her personal style.

Inside, the house seems to be lit from within thanks to the copious amount of natural light streaming through the home’s numerous windows. The gleaming marble adorning the main floor and stairs is nothing short of palatial. The expansive entry features an elegant cathedral ceiling with beautiful wood accents and details. A seating area directly ahead features four modern but stylish white and chrome Barcelona chairs overlooking the magnificent view of the backyard and swimming pool – compliments of glorious floor-to-ceiling windows.

Her partner throughout the interior design process was **Brian McCourt** of **Brian McCourt Designs**. “I love working with young people because they’re passionate and have fresh

Continued on page 30



OPPOSITE: Elizabeth coordinated the design of her home including this luxurious kitchen. **LEFT:** There is lots of seating for family and guests throughout the home, including this island breakfast bar. **BELOW:** A comfy living area can be seen from the dining room and kitchen creating a continuous flow. Flowers from Tivoli Florist.



feature

A perfectly symmetrical bedroom, complete with modern en suite, creates the ideal place to relax.



ideas,” Elizabeth says of Brian. “He made choices I never would have dreamed of. He’s a talented renovation specialist.”

To the right of the sunroom, a breathtaking cream-coloured rock fireplace from **Merkley Supply Ltd.**, instantly warms the living room, grounded by a chocolate leather sofa. Soft-white shaded lights from **Living Lighting** gently illuminate the space and were also purchased for the dining room and kitchen.

In the chef-worthy kitchen, cabinets were selected through **Direct Buy** and customized to the space. Elizabeth was impressed with the high-end options, inexpensive consultation service and says the club saved her tens of thousands of dollars in renovation

costs. Beautiful backsplash tiles and exquisite marble countertops are courtesy of **Emerald Tile + Marble**.

The Benjamin Moore paint selections are warm throughout the home, serving as the perfect backdrop for the vibrant Latin-American artwork Elizabeth loves and collects. The original works from the likes of famed artist Joselito Sabogal and curator Lilia Faulkner adorn the home and serve as conduits for Elizabeth’s self-expression. She credits her family for her love of art and uses them to make some of her boldest design statements.

Upstairs, in addition to glorious balconies with stunning vistas, the window seat Brian designed and built in her son’s bedroom

provides a safe and optimal vantage point for wildlife sightings and boyhood daydreaming.

Perhaps the most desirable room in the home is the en suite bathroom that features an extra-large shower with glistening glass doors from **Prestige Glass** and sparkling creative tile and marble flooring selections from Emerald Tile + Marble. The creative marble mosaic that runs along the floor harmonizes the space and cleverly ties together the colour scheme perfectly. It’s a day at the spa.

Elizabeth believes in creating your own style. “My mom says you have to have conversation pieces,” Elizabeth says of her home and décor. “It’s not enough to have beautiful things if they don’t have meaning or you don’t express your true self.” **OH**



HOME, SWEET HOME!

Imagine a home that truly reflects your personality and lifestyle! At TRIANGLE, we create spaces that meet your needs and reflect your own unique style.

TRIANGLE

KITCHEN & BATH

782 Notre Dame Street, Embrun
613.443.3933 | trianglekitchenandbath.ca



floors to live on



huntclub

Flooring+Decor

The Hard Surface Specialists

tile | hardwood

210 Colonnade Rd. South, Ottawa ON
(613) 225-9181 | www.huntclubflooring.ca



Perfect Home



Willowdale C

3 GREAT COMMUNITIES, 1 PERFECT OPPORTUNITY!

Minto offers 3 beautiful communities to choose from. Enclave is a stunning collection of homes located within the charming Trailsedge community. Arcadia, a 200-acre master planned community in Kanata, is set amidst natural green space. And Avalon in Orleans offers picturesque streetscapes, landscaped greenways and parkettes.

SINGLE FAMILY HOMES PERFECTLY PRICED FROM THE MID \$300's*



ENCLAVE
AT TRAILSEDGE
EAST OTTAWA

SALES CENTRE:
3096 NAVAN ROAD
Monday to Thursday: 12-8pm
Friday: Closed
Weekends & Holidays: 11am-6pm
613-782-2327 MINTO**ENCLAVE.COM**



AVALON
ORLEANS

SALES CENTRE:
204 MONACO PLACE
Monday to Thursday: 12-8pm
Friday: Closed
Weekends & Holidays: 11am-6pm
613-834-6400 MINTO**AVALON.COM**



ARCADIA
KANATA

PRESENTATION CENTRE:
8460 CAMPEAU DRIVE
Monday to Thursday: 12-8pm
Friday: Closed
Weekends & Holidays: 11am-6pm
613-788-2770 MINTO**ARCADIA.COM**

FIND YOUR PERFECT HOME TODAY!

MINTO.COM

*Prices and specifications are subject to change without notice. Rendering is artist concept. E&O.E.

STORY SARAH HOY
PHOTOGRAPHY SANDIE HEWSON

PARIS CHIC



THE PLACE: Nestled in Wellington West, there is a boutique full of whimsical, chic products perfect for any home. **Marie Antoinette & Co.** opened two years ago and was named after the owner, Audy Czigler’s mother, Antoinette, mixed with his love for vintage. “The whole idea of Marie Antoinette & Co. is old world Paris and Victorian – a shabby chic, vintage

theme. I thought I would marry the two names. Put my mom in there and also describe my store in the style of the queen of France.”
THE STYLE: When Audy was searching for items to add to his own home, he found it hard to find products in his desired taste. Here you will find wall-to-wall chic

and vintage-style items that beam with classic elegance. It is a break from the modern. “My style at home is all shabby chic, old world décor and I love the distressed look... That’s how I got started with french country. I couldn’t find it and that’s my style.” There has been a good response to the boutique. People have described it as “a return to classic style.”

Continued on page 34

VISIT OUR NEW SHOWROOM

EURO
TILE & STONE

3103 Hawthorne Rd
Ottawa
613.244.4315
eurotilestone.com

grey horne
INTERIORS

SHELL CHAIR
HANS J. WEGNER

GREYHORNE.COM

MODERN FURNITURE & ACCESSORIES

1134 BANK ST. OTTAWA
613.520.0880



FEEL GOOD FACTOR: The store appeals to all ages, and much like sister store Tinsel Town, it has the feel-good factor when you walk in. With constant changes in stock Audy says it's "like Christmas morning every time you open up a box." When picking products Audy admits that he loves it all and wants to take it all with him.

TRENDS: The store is separated into coloured themes and Audy tells us that the purple and aqua sections are always

popular. Currently the trend is pink. "Pink is really big this year, we have found so much of it." Pink is mixed with black, gold and white. But, he reassures that "you don't have to do your whole home in it, you can just add a piece to it and it looks great." You can even rent products on a three day rental for weddings!

WHERE: 1096 Somerset St. W., Ottawa 613.680.7557
www.marieantoinetteco.com **OH**



YOUR FRONT YARD



Ask about our spring bonus offer

Luxury condos from the mid \$300's*



Visit the Sales Centre today!
Fifth Avenue Court,
881 Bank St.
Monday - Thursday: 12pm - 7pm
Weekends & Holidays: 11am - 5pm
Closed Friday

mintolansdowne.com | 613.788.2784

*Prices and specifications are subject to change without notice. Rendering is artist's concept. E. & O.E.

LIVE FRONT ROW CENTRE IN THE GLEBE

Now Under Construction Move In Fall 2014

- A prestigious address on the Rideau Canal & Bank Street
- New stadium in your front yard, watch the CFL Ottawa Red Blacks & Ottawa Fury FC
- In your backyard, enjoy the beautiful Lansdowne Park, fine dining and shopping, including LCBO & Whole Foods
- Spectacular 1 & 2 bedroom designs featuring open concepts and stunning features and finishes



YOUR BACK YARD



Celebrating 50 years of excellence, Barwood Flooring is Ottawa's Premier leading flooring specialist. Our Showroom, located in Nepean, will mesmerize you with a wide array of the finest quality of flooring selections such as **HARDWOOD, CORK, LAMINATE, LEATHER, HAND-SCRAPED, ENGINEERED, VINYL, STAIR REFACING** to reflect your home's sophistication and to suit every style and budget. Our sales consultants are highly knowledgeable with our products and will respond to any of your questions. Estimates are FREE. Our warehouse is a humidity-controlled environment, unique in Ontario.

BARWOOD FLOORING

"Flooring for life."

ONE MAIN LOCATION TO SERVE YOU:
155 Colonnade Road S, NEPEAN | T: 613-225-0296
www.barwoodflooring.com



mirage

Hardwood Floors
Mirage Red Oak Urbana

An *eye-opening renovation*

by Westend Bath & Kitchen

It is not uncommon for Westend Bath and Kitchen to see returning customers visiting their showroom for their upcoming renovation projects. They pride themselves on knowing that each renovation will stand up through time, allowing homeowners to truly enjoy their new space.

This was the case with Sandy Hill homeowner Frans De Bruyn, who originally had his bathroom renovated by the long-standing, family-owned business. "I was surprised to see that the job had been done 11 years ago," De Bruyn said, after looking at his original invoice. "The bathroom was still in pristine condition — and I don't believe that was thanks to my housekeeping." While at Westend, he mentioned that he needed a part for his faucet. He was delighted to discover that Westend would fix the tap at no charge, even though the warranty had long expired.

De Bruyn had been procrastinating for years about doing something with his outdated kitchen; Westend Bath and Kitchen remained his renovator of choice. "The house is nearly 70 years old and was in pretty bad shape," says De Bruyn. "It really needed a refurbishment."

A former addition to the rear of the house had made the dining room area dead space, he said. "There was a partition wall dividing the dining room from the kitchen, which was not a load-bearing wall. The idea was to remodel the kitchen by expanding the space into one large room."

When the addition had been built, there was no window placed in the kitchen, making the room quite dark. "Part of the plan became to close up the odd openings and create areas for a large window and back door." This would allow the space to feel less enclosed.

De Bruyn discussed the project with designer Rebecca Neale of Westend Bath and Kitchen. "When I walked into the space, it absolutely needed work," said Neale. "There were awkward entrances from the addition and the cabinetry was in really bad shape. I had the opportunity to move appliances around and truly come up with a functional design. Projects like these are my favourite because I can get creative!"

"I had been thinking about this for a long time and told Rebecca what my ideas were," De Bruyn said. "She contributed a lot of valuable ideas when she came over to measure the space with her project manager. They were very thorough."

The work started in mid-January and was completed on budget and on time. The entire space was gutted, from the ceiling to the floor, truly allowing for a complete transformation. "Now it is quite remarkable," he says. "I thought my surroundings weren't terribly important to me — I can live simply — but the quality of this renovation has transformed the ground floor of the house. It's eye-opening." He was very appreciative that Rebecca Neale and Westend Bath and Kitchen did not waver from the plan's original budget. "The project ended up costing exactly what I had thought of as a budget and what Rebecca had originally priced out for me."



"Frans was amazing to work with," said Neale. "He gave me a budget to work with and told me his needs and wants, which is always important. That way we know exactly how to develop the perfect design, so there is no disappointment in the end."

As a designer, she said her favourite part of the kitchen is the office area which includes the addition of a new window. "Frans had asked for the kitchen to extend into what was a small living room area. I suggested that an office/desk area would be a great design feature, and then I made the space come to life."


Westend Bath and Kitchen has been making Ottawa's renovation dreams come true for 27 years. Their goal is to make every client's renovation their own, and it is obvious they have succeeded once again!

Westend Bath and Kitchen is a member of the National Kitchen and Bath Association, the Ottawa Chapter of the National Kitchen and Bath Association, the Greater Ottawa Home Builders' Association and the Renovators Council of Ottawa. They also have an A+ standing with the Better Business Bureau and are Renomark certified, the renovator's mark of excellence.

Drop into their beautiful showroom at 1660 Woodward Dr. For more information, please call 613-226-7701, email info@westendbathandkitchen.com or view www.westendbathandkitchen.com.

westendbathandkitchen.com

DREAM HOMES, IT'S WHAT WE DO...



LOG • TIMBERFRAME • HYBRID



DISCOVERY DREAM HOMES.COM



1.866.395.LOGS

BUILDING family

STORY HEATHER WRIGHT
PHOTOGRAPHY JUSTIN VAN LEEUWEN



A family in the same business. Cory and Jordan Bauer-Croteau, Christiane Bauer and Paul Croteau.

To create a smoothly-run household, it is not unusual for a family to allocate tasks to spread the workload. With their current venture in Manor Park, from concept to creation to completion, the Croteau/Bauer clan redefines the whole concept of family household chores.

Each member of this housing-minded family brings a unique skill-set to the enterprise. Collectively they have years of experience in working with and redefining spaces. **Paul Croteau** is a builder, **PMC Ottawa Ltd**; **Christiane Bauer** is a realtor (and the former Director of Official Residences with the NCC) at **Keller Williams Ottawa Realty**. Their sons **Cory** and **Jordan Bauer-Croteau** have followed in their parents' footsteps to pursue business in and around housing,

with Cory as a realtor alongside his mother and Jordan as a mortgage broker at **Mortgage Brokers Ottawa**. A third son, **Mackenzie**, is studying architectural technology and is waiting in the wings to join the business.

Perched on the 22nd floor, this suave two bedroom, completely renovated condominium is the result of their latest collaborative business effort. Last summer, the family identified this investment opportunity, and got to work with plans to renovate and sell the suite.

Each member of the family plays a part. Jordan arranges the capital and the financing; Cory specializes in sourcing and acquiring the properties; Paul does the construction, and Christiane suggests and incorporates the design elements. *Continued on page 40*



The dining area has large glass doors that overlook the protected green space.



ABOVE: The small area was opened up to create an open living space. **BELOW:** The balcony offers a relaxing outdoor space. **BELOW RIGHT:** Unique touches add to the sophisticated modern feel of the home. **OPPOSITE:** The kitchen was transformed into a chic entertaining and cooking space with the island being a “key” element.

Cory explains the relationship: “Jordan and I identify the opportunities and my parents lead the process to fruition.”

The challenge in a small space, of course, is the physical limitation of the space itself. But, this condo seems to challenge the concept of size associated with square footage. With a well-distributed space plan, clever colour neutrality, sweeping city vistas and an acute attention to detail, each inch serves a purpose and combines to support flow and polish in the context of more pragmatic use.

When doing an extensive renovation, one of the most pressing questions is where to start. According to Christiane, the first stop was at the galley kitchen and in the entry way where a protruding wardrobe closet blocked the view.

“That was the first thing that we really needed to address, to take the walls down and make it open and really capitalize on that view,” she says.

And according to Paul, how they reconfigured the space is also remarkable because it emphasizes the fact that you really can change a space to suit your needs, even if on the surface it may appear otherwise. “When people think about a condo (vs. a freehold home), they think that they can’t really change things and they don’t fully appreciate that you actually can.”

The end result is an open-concept space that feels and looks roomy, airy and elegant. One is aware of walls, but doesn’t feel contained, because of the placement of

well-thought out design elements. The layout is intuitive for both entertaining and for daily life, and wide sliding doors to the balcony channel the light and breeze through an open-concept living area.

In the kitchen, says Christiane, “the island (**Creative Marble & Granite**) was key and is the anchor in the space. It’s huge. We deliberately didn’t put a sink in it or a cooktop; we wanted to keep it clean and versatile in how people wanted to use it.”

Bright backsplash by **Euro Tile & Stone**, is set next to quartz countertops (**Creative Marble & Granite**) that wind around the ample kitchen, and offer a nice colour contrast to dark, shaker-style cabinetry (**Excel Woodworks & Design**). In the kitchen through to the open-concept living area, stainless steel appliances, contemporary light fixtures (**J.D. Globe Electrical Services**) and shiny angular hardware (plumbing fixtures, **Mondeau Bathroom & Kitchen**) combine together to add an element of supportive bling.

In its open concept, and numerous vantage points, the space is connected through the details. “There is no particular item that doesn’t go with the rest of the condo (i.e. hardware in the bathroom matches hardware in the kitchen),” says Jordan.

The neutral colour palette, while intended to hold appeal for a broad base of buyers, has the duplicitous effect of capturing and redistributing the light in the space.

Christiane says that “the design was

Continued on page 44



The black and white lines create an elegant, sophisticated feel. It's the ideal place to relax and enjoy the open space.



PMC OTTAWA LTD.
DESIGN • BUILD • PREMIER RENOVATIONS
"Expert design and renovations
...for over 30 years."
p: 613-799-1199 e: pa.croteau@sympatico.ca

Your real estate resource in
Canada's capital

Are you thinking of downsizing,
upsizing, re-locating or investing?
...call Christiane Bauer.

BAUER
OTTAWA REAL ESTATE SERVICES
p: 613-590-2870
e: c.bauer@kwottawa.ca
KW KELLERWILLIAMS
OTTAWA REALTY
BROKERAGE, INDEPENDENTLY OWNED AND OPERATED.
Not intended to solicit properties currently for sale.

Sliding Closet Doors
Room Dividers
Barn Doors & Hardware

PIRAMID
MFG. LTD.
28 Grenfell Cres, Nepean
613-225-1501
pyramidmfg.com



The bedroom is set down a short hallway. The Beech wooden floors continue throughout the space. **BELOW LEFT:** Small details add colour to the condo.



done around materials that were natural and elegant.” Because of the richness of the Beech hardwood floors from **Flooring Canada Ottawa** that spread throughout the unit, and the dark cabinetry, they elected soft, neutral colours on the walls and trim (**Canada Trim**). “It is a calm space – and that was the goal, to make it calm but beautiful,” she says.

Clearly pleased with the fruits of their labour, each family member derives different satisfaction.

Paul was really motivated by the challenges inherent in redefining a space, and draws the analogy of a firefighter: “Whenever there are problems on a construction site, everyone heads for the exits, but I’m the one heading back in to solve the problem.”

Jordan was struck by the importance of collaboration from beginning to end. “Our strength is in the process,” he explains.

For Cory, it was the width of the gap between before and after, and knowing that they engineered the transformation. “The really gratifying part for me is that we can take something that nobody wanted and make it into something that everybody wants... with each of us adding our own touch on it.”

What Christiane takes pride in is how they were able to transform the dated condo into a posh, sought-after suite, not because of a monster budget, but because of design ingenuity.

“Anyone can live like a VIP,” she says. “You don’t need a lot of money. It comes down to clever design... It is really just a question of how you pull it together. There is a joy in bringing spaces to people that are affordable.”

Clearly, this transformation is a testament to that, and is evidence of how strategic design choices can redesign a home and infuse it with design vitality and new purpose. **OH**



STAIR & RAILING
SYSTEMS
STAIR RECAPS
STAIR PARTS
HARDWOOD FLOORING

613-688-2800
URBANSTAIRS.COM

WE HAVE MOVED!
Come visit our new showroom
at 165 Colonnade Rd. S.

Satisfy your architectural soul.

SMITH & BARBER - SCULPTURE ATELIER invites you to take part in a unique creative experience that sees your vision, your individuality and your style captured in stone. Whether for your home or garden, watch as your piece is meticulously handcrafted by European-trained stone carvers.

EXPRESS YOURSELF THROUGH SIGNATURE FEATURES:

- custom stone fireplaces
- full stone facades
- range hoods
- staircases
- outdoor fountains
- garden ornaments

Why be ordinary when you can be extraordinary?



EST. 2012
SMITH & BARBER
SCULPTURE ATELIER INC.

JOHN-PHILLIPPE SMITH
phillippe@smithandbarber.ca | 613 . 322 . 8806

DANNY BARBER
danny@smithandbarber.ca | 613 . 406 . 4109

2563 A, EDINBURGH PLACE, OTTAWA, ONTARIO • **SMITHANDBARBER.CA**

Is your mother or your best friend
an accredited CDECA Member?

**Get your decorating advice
from the professionals.**

Save time. Save money.
Get it right the first time.



www.cdeca.com 1.866.878.2155 info@cdeca.com



7i
DESIGN

DESIGN
BUILD
RENOVATE




7jdesign.com 613-592-3103 613-286-4143



Celebrating 5 years of custom pull-out shelves for existing cabinets

No one knows the value of having everything
at your fingertips better than arthritis sufferer
Jim Caruk—Master Contractor, HGTV Host and
Founder of Renos for Heroes. For 5 great years
we've been helping Canadians like Jim who want
easy access, better organization and increased
space right in their existing cabinets.

Platinum Sponsor



EASY ACCESS • INCREASE SPACE • GET ORGANIZED

 **Gliding Shelf Solutions Inc.**
Live Life within Reach

Call for a FREE consultation
1-877-895-9766 | www.glidingshelf.ca



At Kitchen Craft, we are committed
to providing you with unparalleled
service. From concept to completion,
our experienced designers are here
to help you every step of the way.

Come see the difference quality
makes and bring your custom
cabinetry dreams to life.

2287 Gladwin Crescent
Ottawa, ON K1B 4K9
(613) 738-2423



kitchencraftottawa.ca
facebook.com/kitchencraftottawa



KitchenCraft®
CABINETRY
Ottawa NKBA and Ottawa OCHBA Kitchen and Bath
Grand Prize Award Winners

Proudly made in Canada 



PHOTO BY JEFF THOMASON

COTTAGE style

STORY MELODY WREN

Colin and Justin’s tips to give your home a cottage vibe this summer.

Scottish decorators Colin McAllister and Justin Ryan have taken Europe by storm for the last 10 years, and now they are re-designing Canadian homes, one at a time. They recently renovated their own cottage in Ontario’s Muskoka region. Their new show *Cabin Pressure* on Cottage Life television documents the overhaul. Here are their top tips on how to give your home a cottage vibe this summer.

1. Accessories: Use cushions with stags on them, or art with twigs that remind you of the great outdoors – nothing too twee. Lay a visual path to give that wonderful escapist feeling.

2. Colour scheming: A big colour this season is green in its myriad of shades. Layer it on with textures from knobby throws and gorgeous touchy-feely cushions that are a feast for the eyes and fingers. All these things allude to life at the lake.

3. Timber and wooden elements: You might want to think about having a timber feature wall, or you can get the same effect with photographic murals, which can be made to look like the side of a barn.

4. Art work: You can suggest so much with one purposeful piece of carefully-chosen art work. Bring back a piece of art from a local gallery or cottage artisan. Every time you see it or look at it, you will be immediately transported to life at the lake.

5. Cottage escapism: Add some quirky elements next to your stylish sofa – a milking bench or a gnarly piece of timber. It may seem that these pieces shouldn’t go together, but they do, and will give a little taste of the cottage right in the middle of a very metropolitan look.

6. Lighting: Light at the lake is bright and welcoming by day with a lovely, woody atmosphere at night – really indulgent, beautiful and comfy. So play around with your lighting in your primary home environment. Create those atmospheric pulls that suggest life at the cottage.

7. Seasonal adjustment: Pale slipcovers and bright cushions are amazing for changing the mood and look of a room. Check out Bemz.com for slipcovers and myoverlays.com for transfer stickers and panels that adhere to standard, ubiquitous Ikea-style furniture, so you can add images to bookcases and shelves.

8. Scents: “When we are decorating homes for our clients, it probably sounds cliché, we are not just interior designers, but interior diviners,” Justin remarks. The mood of a room is changed by how it looks, how it feels and how it smells. So add lots of beautiful scented candles. Buy good soy wax candles that don’t contain any of the nasties of the cheaper waxes.

9. Noise: A soft cottage sound track will always remind you of the lake. Get an alarm that sounds like a loon. It’s such a beautiful, soft way to wake up.



3

Inspired by Nature: A vase of twigs and nature-themed artwork give your space a natural vibe. Wooden elements such as weathered, grey barn-board or re-purposed strip flooring add rustic charm.



4

5



PHOTO BY MINTO 775 KING WEST

10. Shopping: The best designs come from clever, careful shopping. It’s not just buying stuff, it’s being creative in your shopping. It’s about going to garage sales or shopping smart online and at consignment stores.

11. Do it yourself: Save money by creating your own heritage. Work with local artisans, shop local and do what you can yourself. “We don’t pay anyone to do anything we can’t do ourselves,” Justin adds. “There is DIY and DFY – do it yourself and done for you. There is a time for each of these things. We do things quickly, and people can learn from our carefulness.”

12. Create memories: In Colin’s words, “Canadians need to be selfish, especially empty-nesters. Encourage people to have great memories. Memories start today.” **OH**

3. CUSHIONS, THROW: Pottery Barn **4. ARTWORK:** Pi’lo **5. BARNBOARD FEATURE WALL:** Barnboardstore.com



1. KICHLER LIGHTING FIXTURE: Living Lighting
2. LIVE-EDGE WOOD TABLE: Kincaid Furniture Company, Inc.

good taste

WHEN LIFE GIVES YOU *Lemons...*



Nothing tastes like summer more than a big, refreshing gulp of cool lemonade.

STORY SHELBY HILSON

You don't see kids setting up soda stands or coffee stands at the ends of their driveways. No, those wouldn't inspire the nostalgia that comes with the sweet, citrusy flavour of homemade lemonade on a hot, sunny day, would they? In fact, there are few beverages that celebrate a season quite like lemonade, so it only seems fair to pay an ode to this tasty treat that's steeped in many of our favourite summertime memories.

While the origin of lemonade is unknown (though some believe it originated in Ancient Egypt over 1,500 years ago), you may be surprised to discover that North America has a slightly different take on the drink than most other countries. In the United Kingdom, Australia, New Zealand and some European countries, lemonade is a carbonated drink, more like the lemon-lime sodas offered here. Ireland, meanwhile, has three kinds of lemonade: red, brown and white!

Pink lemonade, along with several other fruit-flavoured lemonades have become popular over the years, but they all start with the same basic ingredients: lemons, sugar and water. Try out our traditional recipe along with some variations, including healthy substitutes, and entertain some guests with our delicious watermelon and lemonade cocktail!

Let us know what you think and share some of your favourite lemonade recipes with us on Facebook and Twitter.

Variations:

- Make it healthier by replacing white sugar with ½ cup raw honey or coconut sugar.
- For pink lemonade, add a few tablespoons of grenadine.
- Add herbs, such as basil, thyme or mint to the syrup after removing it from the heat, to infuse the flavours. Remove from syrup before adding to pitcher.
- Make limeade by switching out the lemons for limes.
- Use half sparkling water and half plain water for a carbonated beverage. **OH**

TRADITIONAL LEMONADE

Makes one large pitcher

6-8 lemons, squeezed (about one cup lemon juice)

5 cups water

1 cup sugar

- Make a simple syrup by combining the sugar and 1 cup of water in a small saucepan and bring to a gentle simmer over low heat to dissolve sugar. Once completely dissolved, remove from heat to cool.
- Squeeze the lemons until you have one cup of juice. (Rolling the whole lemons on the cutting board first can help release the juices.)
- Add the cooled syrup to your pitcher, followed by the lemon juice and the remaining 4 cups of water. Stir, taste and adjust. Add ice and serve with garnish, such as a slice of fresh fruit or sprig of mint.

online

For a grown up lemonade cocktail recipe:
www.ourhomemagazine.com/Lemonade

KITCHENS AND CUSTOM CABINETRY

DESIGNED AND BUILT HERE IN OTTAWA

Follow
us on:



Designers and
Contractors Welcome

SALES • DESIGN • INSTALLATION

UNIT 5, 790 INDUSTRIAL AVE. • 613.736.9930 • houseoffinecarpentry.com



HOUSE OF
FINE CARPENTRY

THE BEST PRICE EVERYDAY ON **HunterDouglas** BLINDS



Just another reason to buy from



613-226-3830

195 Colonnade Rd. S. Ottawa
www.westboroflooring.com



MAPLE LEAF
CUSTOM HOMES


Every MLCH home is based on thoughtful design,
attention to detail and customer service second
to none. Your design options are only
limited to your imagination.

613-832-4757 ext 221

mapleleafcustomhomes.ca



saveONenergy™
peaksaver PLUS®



Stay comfortable with **peaksaver PLUS®**

One in four eligible Ottawa homes are already enjoying the benefits of **peaksaver PLUS**.



- Get a free programmable thermostat.
- Enjoy online access to your thermostat controls.
- See electricity use in real-time with an in-home energy display.

It's all FREE!

Call **1-866-813-2226** or visit
peaksaverPLUS.net



Participation in the **peaksaver PLUS**® program is subject to terms and conditions, which can be viewed at saveonenergy.ca. Funded by the Ontario Power Authority and offered by Hydro Ottawa. A mark of the Province of Ontario protected under Canadian trade-mark law. Used under sublicense. ®Official Mark of the Ontario Power Authority. Used under licence. **peaksaver PLUS**® is a registered trade-mark of Toronto Hydro Corporation. Used under licence. Must have a central air conditioner in good working order to participate. Limited time offer.

real estate

WHERE TO NOW?

Baby boomers are giving retirement a whole new meaning, especially when choosing where to live.

"Today's seniors are not your grandmother's seniors," says Susan Eng, vice-president of advocacy for CARP, a national group dedicated to enhancing the lives of aging Canadians. "There is a huge difference in terms of attitudes and expectations about what they ought to be doing," Eng tells *Zoomer* magazine.

Census statistics show 92 per cent of Canadians age 65 and older live in their own homes, homes that are changing in step with the habits of people born during the 18-year baby boom that followed the Second World War. Retiring boomers are living longer than previous generations. Most intend to work, in some form, beyond age 65. They want to stay active, engaged and healthy for as long as they can. For many, that means moving to a home better suited to a new lifestyle, an opportunity to live life on their own terms, to get what they want as well as what they need.

Anyone who has owned a home in the city or nearby suburb for 25 years or more can sell it and buy a new house in a small town for less than half the cost of a city home. It's an appealing idea, and a growing industry caters to this market.

Design consultant Adam Stuart is too young to be a boomer, but in the past six years he's helped design nearly 200 homes, most of them for retirees who are tearing down old family cottages in their favourite summer haunts and replacing them with new homes.

Most clients, Stuart says, are looking for smaller, low-maintenance, energy-efficient homes. "If they're going to go away for a couple of months, they can close their houses up quite easily and not have to worry about any pipes leaking," he says. "They don't have to worry about spending three or four hundred dollars a month, trying to maintain heat." They favour homes with open-concept designs. Two-bedroom homes, with en suite baths and main-floor laundries are popular. "A lot of people now are looking for a crawl space, rather than a full-height basement, so they eliminate the amount of stairs in the home," Stuart says.

Anticipating customers' future needs, his company offers wider doors for wheelchairs and walkers. It also installs blocking for the



future installation of bathroom grab bars. Quick draining tubs that eliminate that big step over the tub wall are a new option.

Some builders incorporate "visitability" design standards, such as no-step entrances, wide hallways and doors that allow people in wheelchairs and on scooters to come into a home and, if needed, use a ground-floor bathroom.

Although the choice of floor plans, upgrades and finishes can be exciting, a new home, in itself, is just one part of the retirement equation.


Many builders realize retiring baby boomers are making lifestyle decisions. Across Canada, there are hundreds of new neighbourhoods, some as small as a few dozen houses, others with hundreds of homes, geared to people creating a new way of living in retirement.

Each of these communities is distinct, with its own attributes and amenities. Some offer recreation centres, swimming pools, fitness centres and places for people to congregate. Many surround golf courses and offer memberships as part of the home package. Some are built on scenic lake shores, near ski hills and walking trails.

Community kitchens, woodworking shops, art studios and theatres with tiered seating serve a variety of interests.

Often called adult lifestyle communities, these developments attract people who like the idea of aging with neighbours of the same vintage; like-minded people who share similar interests and enjoy the same activities. Selecting the ideal place to build or buy a retirement home takes time and a lot of visits to different communities. It's a choice that requires looking at the surrounding community as well – medical facilities, hospital, curling rinks, shopping – and gauging the distance to children and grandchildren.

Homes in adult lifestyle communities range in price from \$139,000 for a house in a land lease development to more than \$1 million for a home in a gated community surrounding a private northern lake. Even monthly rentals are available, from \$490 for an apartment to \$763 for a detached house. The choices are endless. They're not just about bricks and mortar, they're about enjoying life to the fullest. **OH**



1234
**Installing handrails
in the Greater Ottawa region
for over 30 years.**

new home builds | home renovations

OTTAWA  VALLEY
HANDRAILING
C O M P A N Y L T D

613.727.0680
ottawavalleyhandrailing.ca

Come visit our showroom at 165 Colonnade Rd. S.



STORY YANIC SIMARD
PHOTOS BRANDON BARRE



COLOUR FOR THE *colour shy*

Does the thought of inviting a new colour into your life make you blush? If you follow my guide, you can learn to pour on the pigment gradually, until you're floating comfortably in an ocean of colour-calm.

1. NO SHAME IN NEUTRALS:

First, let me say there is nothing wrong with a neutral palette. Whether you love a restful beige or a ravishing red, you can start your space from the same foundations:

- Use as many of these textures as possible: paint, paper, stone, wood, metal, plastic, rich fabrics, light fabrics, leather, (faux) fur, grasses/plants and glass. This will ensure your space has variety even before you add colour.
- Introduce patterns for more visual texture, and contrast warm tones (like beige or caramel) against cool tones (like charcoal or silver).
- Metallics especially add depth to a palette without feeling like a bold dose of colour. Try adding gold or copper to warm up a space that feels too minimal, or silver to chill out a space that feels too hot or busy.

2. START SMALL:

Once you're ready to introduce colour, let yourself start slowly – you don't necessarily need to go all-in at once. Choose a favourite hue you've always loved (instead of chasing colour trends) and add little touches throughout one room via accessories.

- So that your new hue feels integrated instead of sticking out like a hot-pink thumb, create a "triangle of colour," adding approximately the same shade to three areas; for example, in pillows on your sofa, a throw blanket on a chair, and a lamp across the room.

- Non-committal items (like pillows) add colour with low-risk. Try new lampshades, candles, vases, glasses, plates, books or linens.
- New art is another easy DIY colour infuser: take paint chips from daring colours and slip them into existing frames for a fun splash, or paint a simple canvas in a few stripes or squares to liven up a bare wall.

3. WIDEN YOUR HUE-RIZONS:

As your colour collection grows bigger, it should also get wider. When you want to add a larger dose of colour, find a secondary hue, or introduce several new tones of your favourite.

- Green and blue are colours we see every day in nature, so we see them as more neutral than fiery reds and yellows. If you're unsure what colour to mix in, green and blue are usually a safe bet for any scheme.
- Fabrics and art can help guide your choices, but don't forget to mimic the proportions of the inspiration piece; notice which colours are used in big or small amounts. Go a few shades darker or greyer when applying these colours to larger surfaces like upholstery or walls.
- A rich colour palette should include at least a little bit of dark and light hues to achieve a full spectrum (even if the overall look leans to one side), so incorporate a touch of white and a sprinkling of black with details like art frames, pendant cords or stacked books.



A medium grey wall colour like **Benjamin Moore's 2121-30 Pewter** works well with almost any colour palette.

4. GO BIG, NOT CRAZY:

A complex palette simply needs a few checks and balances to keep you from going colour crazy.

- Your palette won't appear as busy if a majority of the colours are drawn from the same family. For example, choose jewel tones, pastels, primary colours or pale mid-tones, and keep all the accents in that family so they feel related.
- White and grey will be your friends as they can work with any colour, while black in large doses can easily become too harsh. Try Benjamin Moore's OC-65 Chantilly Lace as a clean white, or 2121-30 Pewter as a mid-tone grey.
- You can bravely apply colour to almost any surface, and then break it up by adding neutrals over top if it feels like too much. For a busy wallpaper, hang large, framed photos with wide matting; for a sofa, cover the back with neutral pillows. Always view your space as a canvas that can be repainted, remixed and reinvented and you'll never need to fear colour again. **OH**



BREAKING FROM THE TRADITIONAL



Pete Lyons moved to Canada from Scotland with the intention of staying for 10 weeks. Now he owns L3 Builders in Ottawa.

It is no surprise that standing out from the competition is Pete Lyons' mantra. The owner of L3 Builders has been working to be the best at what he does since his days as a young carpentry apprentice in Scotland.

Pete's unique journey started at the age of 15, when he landed an apprenticeship renovating homes in a historic village in Scotland. While he originally wanted to be a stone mason, that work was already done when he arrived on the job site and the carpentry work was about to begin. Not easily deterred, Pete started working as a carpenter and never looked back. "I never regretted it," he says. "Carpentry work is in my family."

In 1999, the construction company Pete was working for offered to send him to school

STORY ERIN KELLY
PHOTOGRAPHY JUSTIN VAN LEEUWEN

in Carleton Place to learn how to build log cabins, a skill that was intended to help with future projects back in Scotland.

"It (log cabin building) was never something I wanted to pursue as a career, but it was a unique opportunity to come to a new country and learn," he explains.

Pete's stay in Canada was supposed to last just 10 weeks, but during that time he met a contractor who offered him full-time work as a carpenter and helped him obtain a Canadian work visa. It was an opportunity he couldn't pass up. In 2000, at the age of 22, he moved from Edinburgh to Carleton Place.

Fast forward a few years and Pete was eager to tackle a new challenge. He decided to start his own general contracting business, PL Construction Pros, which expanded to become L3 Builders. His aim is to offer Ottawa-area residents an impeccable experience with high-quality custom homes, renovations and additions. L3 Builders is fuelled by Pete's desire to stand out and change the traditional notion of construction services.

"I was helping make a name for other contractors," he says of the work that was subcontracted to him by other companies. "Why make a name for those contractors when we have our own employees and can do the work ourselves?"

Breaking from the industry's norm, L3 Builders – which represents Pete's last initial and the three character traits he values most: skill, integrity and pride – has an in-house team that handles all aspects of every project from start to finish without recruiting the services of any subcontractors. *Continued on page 58*

Something **BIG** is coming soon!
ourhomesonline.com

people

BELOW: Working hard on new builds around the city. **RIGHT:** Pete stands outside a current project in the Westend.

“Our clients really appreciate that nothing is subcontracted because it means that there are no strangers coming to the job site,” he says. “Everyone there is part of our team. With us, there is one point of contact.”

The distinctive “under one roof” approach that L3 Builders takes to each project provides the added benefit of ensuring that every new home or renovation proceeds as smoothly and cohesively as possible, from the initial design through to the finishing details. And as if that wasn’t enough, Pete also makes sure to have a hand in each job that the company takes on by being on site during every project.

“I wouldn’t have it any other way,” he laughs, noting that he has never enjoyed being confined to an office.

Pete says L3 Builders also offers the longest warranty currently available in Ottawa for construction services, providing clients with six years of coverage for workmanship – a testament to the pride that each member of the team takes in their work.

With a homebuilding and renovation boom keeping his team busy with projects in Ottawa, Pete has already set his sights on expanding to Gatineau, Kingston and Toronto



within the coming year. He notes, however, that his current business model of eliminating the use of subcontractors makes expansion plans more intricate than just setting up shop somewhere and obtaining projects. But the successful concept is one that Pete is extremely proud of and committed to keeping as the one thing that sets his business apart from others.

“There is nothing more rewarding,” he says of his commitment to his work, “than walking away from a completed job and having happy clients.” **OH**

STORAGE SOLUTIONS FOR THOSE ON THE MOVE



IDEAL WHEN

- Renovating
- Staging
- Moving
- Spring Cleaning
- Downsizing
- Travelling

EXPERIENCE THE DYMON DIFFERENCE

- **FREE** Truck and Driver at MOVE IN
- Comfortable enclosed drive-in bays
- Comfortable 24/7 secure access
- Professional staff available with extended retail hours
 - Total humidity and climate control
- Flexible range of storage unit sizes from 15 to 400 sq. ft. with up to 9 ft. ceilings
- Extensive security for peace of mind
- Convenient month-to-month rentals

WE SELL BOXES
at Ottawa’s Best Prices!

7 CONVENIENT LOCATIONS TO SERVE YOU

- COVENTRY RD. (Across from Lynx Stadium)
- PRINCE OF WALES AT HUNT CLUB
- ORLEANS (Innes west of Tenth Line)
- BANK AT HUNT CLUB (South Keys)
- WALKLEY AT HERON
- KANATA CENTRUM (Beside Canadian Tire)
- CARLING AVE. (At the Queensway)

613-842-9900



OVER 25,000 OTTAWA CUSTOMERS SERVED

enchanted ECHINACEA

With its long blooming and superb display of giant, daisy-like flowers, Echinacea is the perfect easy-care perennial for most sunny locations.

STORY AND PHOTOGRAPHY MELANIE REKOLA

Attracting butterflies, bees and hummingbirds to gardens across North America, its colourful, fragrant flower heads are held high upon sturdy stems. Though its foliage is somewhat weed-like, going against my usual rule of thumb, the masses of eye-catching blooms vindicates its place in most garden circumstances. Just be sure to hide that weedy vegetation with some nice foliage companion plantings such as dwarf daylily, coreopsis or sedum.

Coneflower Facts

Commonly known as purple coneflower, and possibly Canada’s most popular native wildflower, Echinacea is simple to cultivate. Indigenous to the central plains of North America, it performs best in full sun but also adapts to partial shade situations. It is drought tolerant after it establishes. Most varieties are considered large by perennial standard, about 36-inches tall and 24-inches wide. But bear in mind, the plant’s height when blooming varies widely by

cultivar and can range anywhere from 12 to 40 inches. Echinacea petals are edible and can be made into a savory spread, added to fruit salad, or sautéed with onion to add to various recipes. Coneflower is a strong and resilient plant resistant to deer destruction and damage from most garden variety pests such as aphids, caterpillars, grasshoppers, Japanese beetles and whiteflies. The only exception is the Leafhopper. Though Echinacea is impervious to most sickness, Leafhoppers transmit a disease called aster yellows, which often causes the flowers to form abnormally and remain green. Echinacea are also susceptible to powdery mildew.

Remedy For The Common Cold?

Frequently cited for its medicinal attributes, it was aboriginals who dubbed Echinacea “snakeroot,” because its thick, black roots were used to treat snakebites. First Nations also used Echinacea as a cure-all for a wide range of other illnesses



Since then, the healing properties of Echinacea as treatment for cold and flu viruses have become recognized world wide. Although the cure to the common cold seems forever elusive, and although the herb’s countless advocates claim that it possesses anti-viral and immune-boosting properties, there has been little scientific evidence to substantiate these claims.

So Many Varieties To Choose From!

The genus Echinacea was named after the Greek word “echinos,” which means hedgehog or sea urchin and refers to the prickly, spiky central cone of the flower. The old garden standby, Echinacea purpurea had proved to be very easy to hybridize. Recent cultivars produce a rainbow of delicious flower colourations and types consisting of single, double or quilled varieties in hues of magenta, orange, pink, purple, white, green and yellow. Some varieties even boast petals that change colour over time. Continued breeding breakthroughs will surely follow to keep up with the demand for these ever-popular garden perennials. Below are a few of my favourites.

Melanie’s Plant Picks

- **Echinacea purpurea “Magnus”:** Though common, this original heritage favourite still makes my cut. Its magenta petals are held horizontally, making the blooms appear even larger. And with its rusty-orange centre, who says pink and orange don’t go together? It’s also very robust and multiplies quickly. A close cousin that also

performs amazingly is Echinacea “Pow Wow,” with vivid, deep rose-purple petals that retain their colour even longer than the original.

- **Echinacea Purpurea “Raspberry Truffle”:** This is a short and sturdy selection of coneflower with salmon pink blossoms held upon thick chocolate stems. I often prefer the shorter varieties, including Echinacea “Kim’s Knee-high” and “Echinacea Red Knee-high” as they take up less room and can be placed towards the front of the perennial border.
- **Echinacea Purpurea “Razzmatazz” Pink Double Delight:** I adore the uniquely shaped pom-pom flowers of this coneflower. Its showy blooms have a rose-pink centre with magenta, daisy-like surrounding petals. It’s another shorter, sturdy variety of coneflower that is easy to place, even where space is limited.
- **Echinacea “Big Sky Sunrise”:** Large and architectural, this elegant butter-yellow coneflower is a beauty to behold. Its five-inch blooms have an orange centre with petals that fade from yellow to cream with age.
- **Echinacea “Tomato Soup”:** Tomato Soup is a bright, tomato-red coneflower whose five-inch-diameter flowers feature slightly drooping petals with rounded, dark yellowish-brown centres. Tomato Soup is also one of the larger varieties of the coneflower family.



As with all perennials, be bold and plant in groups with repetition throughout your garden to get maximum impact from this marvelous statement plant. Keep your Echinacea looking its best by deadheading regularly to extend its blooming period, and bring a

bouquet inside as they also make an excellent cut flower. In fall, leave your Echinacea standing as the seed heads provide winter interest to the often barren landscape. Plus they provide a food source for local songbirds. And if you haven’t yet already, why not experiment with the immune enhancing properties of this famous herb the next time you contract a cold. Science fantasy or science fact; you be the judge! **OH**

Melanie is a certified horticulturalist and landscape designer.



Glass Mirrors

Shower Stalls Railings

MIRROR WORKS Inc.

OUR WORK REFLECTS OUR PRIDE!

www.mirrorworks.com
sales@mirrorworks.com
(613) 746-4245

Building homes on the strongest foundation. Trust.



Custom Homes Designed for Living. Built for Life.



youtube.com/greenmarkbuilders
613.898.5940
greenmarkbuilders.com




MAHOGANY
by minto

Mahogany Sales & Design Centre
108 Moretto Court, Manotick
613.788.2776
Bungalows.Minto.com



Mahogany by Minto. Exquisite, exciting, exclusive.

Your next home should make a clear statement about who you are, what you've achieved and what you value in life. Mahogany's spacious and stately bungalows say many things about their owners. Their classic designs indicate a refined sense of style and sophistication. Their uncompromising craftsmanship demonstrates an appreciation for the highest levels of quality. Their unique location points to a love of nature and the tranquility of village life, and a desire to remain close to all the city has to offer.



>> SOURCE IT

YARDS UNLIMITED LANDSCAPING INC.

At Yards Unlimited Landscaping, we understand that a well-thought-out design and a highly-experienced team are paramount for achieving optimum results. Planning is mandatory to ensure that areas are incorporated for all the activities you want to include in your yard. This important phase ensures



that the final result addresses all site issues. Good planning provides the foundation for good design. It enhances a space beyond the merely functional, drawing together the various elements into a harmonious whole that relates to your home and respects the site

conditions. Design is what creates a space that is more than just the sum of its parts.

Yards Unlimited Landscaping has an experienced team of designers and installers who understand that listening to your wishes is essential in order to be able to create the landscape of your dreams. The final result must always suit your needs and lifestyle as well as compliment the space and respect the natural environment.

Our landscaping projects have won over 20 Awards of Excellence from Landscape Ontario and have been nominated for 2 national awards from the Canadian Nursery Landscape Association.

To experience Inspired Outdoor Living call us at 613.721.8195 or visit our website at www.yardsunlimited.com

(Please see ad on page 23)

URBAN CRAFT - OTTAWA'S CRAFT BASH!

Join us this summer for Urban Craft, Ottawa's Craft Bash! Featuring 50 indie and gourmet makers from Ottawa, Toronto, Montreal and beyond. Urban Craft is the place to discover new designers and craft makers from across Eastern Canada. Sample



tasty treats from our gourmet food makers as you shop from vintage sellers, fashion designers, soap makers, floral designers, jewelry makers and more while you listen to some sweet beats. With gems like gourmet sodas, modern screen-printed scarves, handmade

cocktail bitters and vintage spoon jewelry, you're sure to find something you'll love!

Saturday, June 28, 2014, 10am-3pm at the Glebe Community Centre, 175 Third Avenue. Admission is free. For more details visit: www.urbancraftmarket.com

A MISCELLANY OF THE NEW, NEAT, UNIQUE, AND FABULOUS IN OTTAWA AND THE SURROUNDING AREA

SALTILLO

Over the past 25 years, Saltillo Imports Inc. has grown from being a terracotta importer to importing a variety of materials from all over the world.

And we're growing again. To better serve our Ottawa clientele we are relocating to a brand new facility, opening June 2014.

At Saltillo Imports we have built our reputation by providing each of our valued customers with superior products and personalized service. We feature a large variety of natural stone, glass, porcelain, slate, terracotta, mosaic, and handmade tile. We offer innovative patterns and materials appealing to the inner designer in everyone. Our knowledgeable interior decorators will inspire you to transform your living space.

We invite you to view our extensive collection and our new showroom located at:

154 Iber Road in Stittsville

www.salttillo-tiles.com • 613.836.2224

(Please see ad on page 9)



PARADISE BATH AND KITCHEN


Over the last 30 years we have realized that most bathrooms we renovate are 5'x7' - which we have determined is the average sized bathroom for Ottawa homes.

So we decided to put together a package that would give you quality products and workmanship for a complete bathroom renovation for only \$9,999.00, including taxes and installation. This includes 10 different options for tiles (wall and floor), a 30" Lux or Rock Solid vanity (with many different colours to choose from), Crane bathtub, American Standard fixtures (4 collections to choose from) and an American Standard toilet. The pricing can be adjusted if your bathroom is a bit larger or smaller!

So if you would like a hassle-free experience and designers to help you select the perfect items for your space and not have to spend a small fortune, come in to our showroom and talk to one of our designers today.

48 Northside Road, Bells Corners
www.paradisebathandkitchen.ca
613.828.1515

(Please see ad on page 23)



>> SOURCE IT

TRIANGLE KITCHEN & BATH

At Triangle, we offer new spaces that are tailored to your personality and unique life style! How do we do it? Our talented professionals take into consideration your current and future needs, lifestyle, and daily activities to create spaces with an atmosphere that is distinctly your own.



Listening is the key to our success. Combining more than 30 years of experience in cabinetry and millwork, we have learned how to meet and exceed our clients' expectations. Whether you want to create an environment that is cosy, peaceful or creative, we will adapt our services to match your tastes. No matter the nature or size of your project, we make sure that, together, we find the solution that best suits you.

From the initial consultation, through the concept design, to the final production drawings, this process provides you with the opportunity to think about your options. We offer our expertise and professional advice for your selection of: doors, drawers, handles, countertops, sinks, hoods and venting systems, accessories and much more! This important process enables Triangle to offer different products that will meet your budget whether it is a renovation or a new construction.

Visit our website to view our photo gallery and the latest addition, our exterior kitchens.

Call today 613.443.3933 to see how we can turn your dream project into an exceptional living space you will be proud of. www.trianglekitchenandbath.ca

(Please see ad on page 31)

RICHMOND HOME HARDWARE DESIGN CENTRE

Planning is a combination of personal taste, understanding what will work best within the available space, and comfort level with a project's degree of complexity.

At Richmond Home Hardware Design Centre you can plan all your home renovation and decorating projects down to the last detail



using your own photography and thousands of our interior and exterior products. From hardwood flooring and ceramic tiles to carpet, shutters and accessories, there is something to suit everyone's taste.

Flooring is one of the largest decorating investments and at Richmond Home Hardware Design Centre you will find an eclectic flooring selection that can only inspire the artist within. Popular now is wide plank flooring. With unique characteristics that compliment and define the space, wide plank flooring connects both

form and function with beauty and elegance. Come in today and let the friendly and well-informed staff at Richmond Home Hardware Design Centre help you with the planning of your home improvement projects. "Home Owners helping Home Owners with expert advice."

6179 Perth Street, Richmond
613.838.7200 • www.richmondhbc.com

(Please see ad on page 13)

A MISCELLANY OF THE NEW,
NEAT, UNIQUE, AND FABULOUS IN
OTTAWA AND THE SURROUNDING AREA

HYDRO OTTAWA'S PEAKSAVER PLUS®

Heating and cooling can account for up to 60 per cent of your home's energy use. Help manage this with a free programmable thermostat and energy display from Hydro Ottawa's **peaksaver PLUS** program.

Customers with central air conditioning receive a free touchscreen programmable thermostat. This easy-to-use thermostat comes with online access so you can change your temperature settings from anywhere.

Participants also receive a free energy display. The energy display shows in real-time how much electricity your home is using.

By participating, you will also be helping to ease the strain on Ontario's power grid. A few times a summer, your thermostat may be signalled to pause and release your central air conditioner in short intervals. You likely won't notice a difference in temperature and you can opt out in advance.



Over 30,000 Ottawa homes are already enjoying the benefits of **peaksaver PLUS**. But hurry! The free programmable thermostat and energy display offer is ending September 30. Call 1.866.813.2226 or visit peaksaverPLUS.net to register.

peaksaver PLUS® is a registered trade-mark of Toronto Hydro Corporation. Used under licence. (Please see ad on page 52)

PIRAMID MANUFACTURING LTD.

Piramid Mfg. Ltd. started as a small, family run, sliding closet door company 30 years ago in Nepean, Ontario. While still located in Nepean, and still a relatively small company, we have grown to now include barn doors and barn door hardware, Zen style room dividers, sliding panel and mirror doors, colonial sliders, pocket doors and hardware, pivot and bi-fold doors, all in a variety of different colours.

Originally, the company was started in December of 1978, by Anna Cox and Clifford Fleury. We were sorry to lose Cliff to retirement

in January 2008, after 29 years of being with the company. Co-ownership of the company has since been handed down to his son Mike.

We strive to not only meet and exceed our customer's expectations, but our own as well. Excellent customer service, short waiting times for pick-up, delivery and installation, and first rate teams in both the shop and on the road are what we believe make Piramid stand out against the ordinary.

Feel free to come by our full showroom during business hours to take a look at our extensive line of products.

28 Grenfell Cres. Nepean
613.225.1501 • www.piramidmfg.com

(Please see ad on page 43)



OUR HOMES attracts the area's finest businesses to advertise in our pages, and utilize our unparalleled distribution and coffee-table appeal to market their products and services. We're making it easier for you, our readers, to become educated as you plan your home-and real estate-related purchasing decisions. View these business ads online at www.ourhomesmagazine.com/ottawa

The listings below are organized alphabetically by industry.

AUTO DEALER

JIM KEAY FORD LINCOLN *Page 71*

BUILDERS

DISCOVERY DREAM HOMES *Page 37*

GREENMARK BUILDERS INC. *Page 62*

L3 BUILDER'S *Page 3*

LINDAL CEDAR HOMES *Page 9*

LUXART HOMES *Page 5*

MAPLE LEAF CUSTOM HOMES *Page 51*

MINTO COMMUNITIES *Page 31, 35, 62*

OAKWOOD *Page 72*

PATTERSON HOMES *Page 16*

SIERRA GATE HOMES *Page 8*

BUILDING/LANDSCAPING SUPPLIES

GRANDOR GROUP *Page 21*

RICHMOND HOME HARDWARE DESIGN
CENTRE *Page 13, 64*

COUNTERTOPS/GRANITE/
CONCRETE & STONE/TILE

EURO TILE & STONE *Page 33*

URBAN ERA STONE *Page 7*

CUSTOM CABINETS

BOISERIE SÉBO WOODWORK INC. *Page 16*

DESLAURIER CUSTOM CABINETS *Page 4*

KITCHEN CRAFT CABINETRY *Page 46*

MR KITCHENS *Page 67*

CUSTOM DOORS

PIRAMID MFG. LTD. *Page 43, 64*

DESIGNERS/DECORATORS

7J DESIGN *Page 46*

CANADIAN DECORATORS'
ASSOCIATION *Page 46*

DECORATING DEN INTERIORS *Page 21*

LUC CRAWFORD DESIGN *Page 19*

EAVESTROUGHS

OTTAWA VALLEY LEAF GUARD *Page 13*

FINE WOODWORKING

HOUSE OF FINE CARPENTRY *Page 51*

FIREPLACES & STOVES

HUBERT'S FIREPLACE CONSULTATION
+ DESIGN *Page 2*

FLOORING, STAIRS & TRIM

BARWOOD FLOORING *Page 35*

HUNT CLUB FLOORING *Page 31*

INTERSTONE *Page 11*

LOGS END *Page 16*

OTTAWA VALLEY HANDRAILING
COMPANY LTD. *Page 53*

RICHMOND HOME HARDWARE DESIGN
CENTRE *Page 13, 64*

SALTILLO IMPORTS *Page 9, 63*

URBAN STAIRS & RAILS *Page 45*

WESTBORO FLOORING *Page 51*

FURNITURE & HOME DECOR

DECORATING DEN INTERIORS *Page 21*

GREYHORNE INTERIORS *Page 33*

JUST IMAGINE HOME & GARDEN DECOR
Page 23

MARIE ANTOINETTE *Page 18*

MY HOME FURNITURE *Page 13*

SUEDE CONTEMPORARY INTERIORS *Page 6*

GLASS & GLASS DESIGN

MIRROR WORKS *Page 62*

HEATING & COOLING/PLUMBING

HYDRO OTTAWA - PEAKSAVER PLUS
Page 52, 64

HOME IMPROVEMENTS/RENOVATIONS

GREENMARK BUILDERS INC. *Page 62*

OAKWOOD *Page 72*

PATTERSON HOMES *Page 16*

PMC OTTAWA LTD. *Page 43*

HOME ORGANIZATION

GLIDING SHELF SOLUTIONS *Page 47*

KITCHEN AND BATH

BOISERIE SÉBO WOODWORK INC. *Page 16*

DESLAURIER CUSTOM CABINETS *Page 4*

KITCHEN CRAFT CABINETRY *Page 46*

MONDEAU BATHROOM & KITCHEN *Page 15*

MR KITCHENS *Page 67*

PARADISE BATH & KITCHEN *Page 23, 63*

PURE ELEMENTS OF DESIGN KITCHEN

AND BATHROOM STUDIO *Page 9*

TRIANGLE KITCHEN AND BATH *Page 31, 64*

WESTEND BATH & KITCHEN CENTRE *Page 36*

LANDSCAPE DESIGN/LANDSCAPING/
LAWN & GARDEN

YARDS UNLIMITED *Page 23, 63*

MOVING/SELF STORAGE

DYMON SELF STORAGE *Page 59*

NEW HOME COMMUNITIES

DISCOVERY DREAM HOMES *Page 37*

GREENMARK BUILDERS INC. *Page 62*

LUXART HOMES *Page 5*

MINTO COMMUNITIES *Page 31, 35, 62*

WILLIAM'S COURT KANATA LAKES
APARTMENTS *Page 17*

NON PROFIT ORGANIZATIONS

CANADIAN DECORATORS'
ASSOCIATION *Page 46*

REAL ESTATE

KELLER WILLIAMS OTTAWA REALTY -
CHRISTIANE BAUER *Page 43*

STONE/STONework

PARADISE BATH AND KITCHEN *Page 23, 63*
SMITH AND BARBER SCULPTURE
ATELIER INC. *Page 45*

UTILITIES

HYDRO OTTAWA - PEAKSAVER PLUS
Page 52, 64

WINDOW FASHIONS

WESTBORO FLOORING *Page 51*

WINDOWS & DOORS

MIRROR WORKS *Page 62*

WINE PROFESSIONALS
& SOMMELIERS

DOMAINE PERRAULT *Page 67*

THE OUR HOMES SIGNATURE BAJA-STYLE BURGER

STORY MARIA DASILVA
PHOTOGRAPHY SCOTT HUNTER



A freshly grilled, salsa-topped burger screams summer! We’ve looked to the sunny beaches of Baja for inspiration for our very own signature burger, but it’s quite at home in backyards all across this fine country. Happy grilling and happy summer!

OUR HOMES BAJA-STYLE BURGER
Makes 4 Burgers

1 lb (454 g) lean ground beef

2 cloves garlic, grated

2 tsp Dijon mustard

1 tsp chili powder

Dash Worcestershire sauce

Salt and pepper to taste

4 slices mozzarella cheese

4 buns, halved and toasted

1 avocado, sliced

- In a bowl, gently knead together the ground beef, garlic, Dijon, chili powder and Worcestershire sauce. Shape into 4 patties, about 4 inches wide and ¾-inch thick. Using thumb, press an indent in the centre of one side of each of the patties. Generously sprinkle both sides with salt and pepper.
- Place patties on greased grill over medium-high heat and grill, turning once, until centre of meat registers 160° F using instant-read thermometer, 8 to 10 minutes. Place cheese on burgers, close lid and grill until cheese is melted, 1 to 2 minutes.
- Spread buns with Chili-Lime Mayo, top each with a burger, a few avocado slices and some of the Grilled Corn & Tomato Salsa.

CHILI-LIME MAYO

½ cup light mayonnaise

2 tsp lime juice

½ tsp each chili and garlic powder

- In a separate bowl, stir together mayonnaise, lime juice, chili powder and garlic powder. Set aside.

GRILLED CORN & TOMATO SALSA

1 corncob

1 tomato, finely diced

½ cup finely diced white onion

2 tbsp chopped fresh cilantro

2 tsp olive oil

1 tsp lime juice

Pinch each salt and pepper

- Place corncob on greased grill over medium-high heat; grill until tender and well grill-marked, about 15 minutes. Let cool enough to handle; cut kernels from cob. Place in bowl and let cool completely. Stir in tomato, onion, cilantro, olive oil, lime juice, salt and pepper. Set aside.

3 TIPS FOR THE BEST BURGERS EVER

- **Handle Your Meat Gently** – When mixing the flavourings into the beef, work quickly and gently. Overworking the mixture heats and toughens it up resulting in a dense, sometimes spongy-textured burger.
- **Season Right** – Sprinkle the exterior of burgers (both sides) with salt and pepper just before they go on the grill. This helps prevent a tough interior while creating the ultimate crispy, grilled crust that is so beloved.
- **Step Away From The Grill** – Resist the temptation to stand over the open grill and flip and press your burgers constantly. For the juiciest, most tender results, put the burgers on the grill, close the lid, set a timer for 4 or 5 minutes and walk away. Only flip them once, and never, ever, press those precious juices out of your patty! 



MR
kitchens
KITCHEN CABINET MANUFACTURER

WE NOW HAVE
THREE SHOWROOMS
TO SERVE YOU BETTER!

1877 MERIVALE RD,
OTTAWA, ON
613.225.5555

2131 ST JOSEPH BLVD
ORLEANS, ON
613.225.5555

SHOWROOM & MANUFACTURING
296 ENTREPRISE ST.
VARS, ON
613.443.3399



embrace the difference
www.mrkitchens.ca



The Perrault Family welcomes you to our winery located South of the charming village of Navan. Come and taste a great selection of wine at our complimentary tasting bar! We offer whites, reds, a rosé and a wonderful dessert wine!

1000 Ch. Perrault Rd, Navan ON K4B 1H8
613•835•3925
www.domaineperrault.ca



Perrault

HOURS OF OPERATION:
MAY 17th TO DECEMBER 24th
Friday, Saturday & Sunday:
11am to 5pm

Vignoble / Winery



trend
ALERT

GET THE LOOK:
DECORATING WITH
rope

Bring out your inner sailor and add a nautical, beach-house vibe to your home this season with natural-fibre rope.

PHOTOGRAPHY TARA CHATTELL

Decorating with rope is a simple way to transition the look of your home and it's a great look for your deck or patio. OUR HOMES created three easy DIYs using rope. **OH**



1. Placemat: Coil and glue natural fibre rope to create an easy-to-make placemat.

2. DIY Tray: A wooden tray can be customized with a little paint and knotted rope handles.



3. Candle Holder/Vase: Wrap twine about one third of the way up from the bottom of a simple glass candle holder or a vase. Tuck in the ends and glue in place.

finishing touch



MAKE A SPLASH

It's pool time. Make everything around your pool fun and fabulous.

1. Lob The Blob Inflatable Game – Air Head
2. Lollygagger Chair – Hauser
3. Industrial String Lights – West Elm
4. Hibiscus Printed & Sahara Solid Beach Towels – Cambridge Towel Company Inc.
5. La Med Melamine Dinnerware – Williams-Sonoma
6. Bronson Boat Cooler – Pottery Barn
7. DuraClear® Large Faceted Tumblers – Williams-Sonoma
8. Ocean Master Max Manta Umbrella – Tuuci
9. Fresh American Nautilus & Sea Horse Indoor/Outdoor Pillows – Dash & Albert
10. Fresh American Trimaran Stripe Indoor/Outdoor Pouf – Dash & Albert
11. Partition Tower Planter – PureModern
12. The Haddemock – Fatboy
13. Bluetooth Shower Speaker – ABCO Tech
14. Venice Cream & Turquoise Indoor/Outdoor Rug – Fab Habitat Corp.
15. Transcend® Decking & Railing – Trex®
16. Orchos Garden Torch – PureModern
17. Professional Charcoal Kettle Grill – Napoleon®
18. Cube Lanterns – CB2. OH

HELLO...

Allow us to introduce our newest addition.

THE LINCOLN MKC



We invite you to discover and experience the Lincoln of today!
A Lincoln your grandfather wouldn't recognize.



**THE LINCOLN
MOTOR COMPANY**

JIM KEAY
LINCOLN

1438 Youville Drive
Ottawa (Orleans), ON
jimkeaylincoln.com
613-841-1010

PAUL SHIMON
Lincoln Manager
paulshimon@jimkeayford.com
613-841-2082

Not all Renovators are the same.

Additions - Kitchens - Bathrooms - Renovations



trusted by **Mike Holmes**

OakWood is the first renovator in Canada and the only renovator in Ottawa to meet the stringent partner requirements set out by Mike Holmes for Home Improvement and Renovations.

trusted by **Consumers**

OakWood is the first and only Ottawa Renovator to be awarded the Consumer Choice Award for Ottawa's Best Home Designer and Renovation Company since 2008 to 2013 and again in 2014.



trusted by **Better Business Bureau**

OakWood won the 2011 BBB Torch Award for Marketplace Trust in the Home Improvement Category.

trusted by **Ottawa**

OakWood is a recipient of the prestigious "Ottawa's Outstanding Company" BOBs (Best Ottawa Business) award for 2013.



Choose OakWood

The most tested, trusted and recommended

OakWood.ca

613 236.8001

OakWood
Renovation Experts