

SPRING 2014

STYLE ■ COMFORT ■ IDEAS ■ REAL ESTATE

ourhomes

T H E C I T Y O F O T T A W A

2014'S
HOTTEST
HUE

DOG DAYS
AT WORK

ART &
DESIGN
IN NEW EDINBURGH

NESTLED^{IN THE}
woods
IN METCALFE

+

ECO BEST FRIENDS
& DELICIOUS STRAWBERRY PIE



HUBERT'S

Fireplace Consultation + Design

Visit us in the heart of Hintonburg.

www.hubertsfireplaces.com | 101 Pinhey St. Ottawa | 613-728-3786

A Kitchen Created Just For You.



COPPERSTONE KITCHENS



60A Colonnade Road, Ottawa, Ontario K2E 7J6

Phone: (613) 288-1449 Fax: (613) 288-1451

www.copperstonekitchens.ca

Life should be
Illuminating

The spaces in your home can merely contain you—or they can open to a world of light, colour, and clarity. That's why we are so inspired to work with you at Ottawa Windows & Doors. We see each installation as an opportunity to transform a space in a way that's truly enlightening.

 OTTAWA
WINDOWS & DOORS

60-A Colonnade Road / 613.225-8737
www.ottawawindows.com

Gaylord Hardwood Flooring

Length . Finish . Service

S

ince 1982 Ottawa Valley Handrailing (OVH) has been installing handrails in the greater Ottawa region. Today, OVH is the region's number one handrail installation company, installing over two thousand handrails annually. These thousands of handrail installations include services for big builders, small builders, and custom/private homes.

OTTAWA VALLEY
HANDRAILING
COMPANY LTD

613.727.0680
ottawavalleyhandrailing.ca

We have moved!

Come visit our new showroom at 165 Colonnade Rd. S.



We pride ourselves on three basic principles:
• Our flooring lengths are the longest • Our finish is the most durable • Our service is second to none

Over 400,000 hardwood flooring options from \$5 to \$25 per square foot

Visit our Ottawa showroom. Open 7 days a week.

Monday-Friday 9am-6pm | Saturday 9am-5pm | Sunday 11am-4pm

Tweed Showroom
228 Victoria Street North
877-333-0433

Ottawa Showroom
1843 Merivale Road
613-228-9174

Kingston Factory Outlet
1407 John Counter Blvd
613-547-2868

www.gaylordhardwoodflooring.com

Proudly Made in Ontario.

Furniture | Lighting | Accessories | Rugs
A Fine Collection of Ladies Accessories



In-home decor consultation by appointment

5532 Manotick Main St., Manotick | 613.692.5550



Premium Extra Virgin Olive Oils from Around the World
and Aged Balsamic from Modena Italy

Come in, sample our products and let your taste be the judge.
Choose from over fifty artisanal olive oils, flavour fused olive oils,
aged balsamic vinegars, and specialty oils.

the
unrefined
olive

OLIVE OIL
AND BALSAMIC
TASTING BAR

151 A Second Avenue, Ottawa, ON | 613-231-3133

www.unrefinedolive.com

CUSTOM WORK DESIGNED
WITH YOU IN MIND



STAIR & RAILING
SYSTEMS

STAIR RECAPS

STAIR PARTS


HARDWOOD FLOORING

613-688-2800

URBANSTAIRS.COM

WE HAVE MOVED!

Come visit our new showroom
at 165 Colonnade Rd. S.



URBAN ERA
STONE

...unprecedented customer service

granite, quartz and marble countertops

67 Iber Rd., Unit 107, Stittsville

urbanerastone.com

613-836-2400

Looking for both the convenience of
in-town living and a spacious country atmosphere?



You have arrived.



Prestigious 1.5-2 acre lots on the edge of Carleton Place
Hardwood, ceramics, 9' ceilings and stunning design
Many models include a three car garage in the base price
20 minutes from Scotiabank Place

Rogers Cable, Internet, Home Phone, Smart Home Monitoring Services free for 6 months
Bell Internet 5 Plus, Fibe TV, Home Phone, Fibre Optic Services free for 6 months

This is the neighbourhood you want to live in.



Homes from **\$449,900**
(includes lot & HST)

South off of Hwy #7 onto Hwy #15
North onto 10th line, left into Maggie's Place



Visit our Model Home in Maggie's Place, 179 William Hay Dr., Saturday & Sunday 12-4

info@luxarthomes.com

www.LuxartHomes.com

613-253-7571

We know
cabinetry



Let us design your
next custom space.

For more than 30 years, our team has provided exceptional quality products and design solutions specifically tailored to the individual needs of our customers.

We collaborate to create ideal living spaces and we do this with a commitment towards bettering our environment and reflecting a greener outlook for tomorrow.

For authorized dealers visit our **NEW** website at deslaurier.ca



613.596.5155
Ottawa Design Centre
1050 Baxter Road





BLUEPRINT HOME

1301 wellington street
613.761.1289

info@blueprinthome.com
www.blueprinthome.com

STYLE • COMFORT • IDEAS • REAL ESTATE
ourhomes®
THE CITY OF OTTAWA

REGIONAL PUBLISHER/FRANCHISE OWNER Melkay Media Inc.

Beth Charbonneau
beth@ourhomesmagazine.com

REGIONAL MANAGING EDITOR Sarah Hoy

sarahhoy@ourhomesmagazine.com

REGIONAL PRODUCTION MANAGER Kelly Donaldson

kellyd@ourhomesmagazine.com

MARKETING & ADVERTISING Beth Charbonneau, 613.519.1609 ext. 100 Lesley Bertrand, 613.519.1609 ext. 101 lesley@ourhomesmagazine.com

CONTRIBUTORS

Morgan Barnes, Brandon Barre, Maria DaSilva, Jessica Deeks,
Jill Ellis-Worthington, Lynda Graveline, Sandie Hewson, Shelby Hilson,
Sarah Hoy, Scott Hunter, Ralph Lembcke, Stephanie Redmond,
Melanie Rekola, Yanic Simard, Justin Van Leeuwen, Valerie Ward,
Tonia Wilson-Vuksanovic, Heather Wright

OUR HOMES MEDIA GROUP INC:

EDITORIAL

EDITOR-IN-CHIEF Georgette McCulloch
editor@ourhomesmagazine.com

ASSOCIATE & WEB EDITOR Julie Simmonds

MANAGING EDITORS Alexandria Barker,
Nancy Belgue, Adrienne Brown,
Pauline Clark, Andrea Cox, Walter Franczyk,
Mary Hatt, Sarah Hoy, Gina Makkar,
Melissa North, Denise O'Connell,
Jennifer Schleich, Jude Wayland,
Melody Wren

ART

ACTING ART DIRECTOR Georgie Donais
gdonais@ourhomesmagazine.com

ART DIRECTOR Tara Chattell (on leave)

ASSOCIATE ART DIRECTORS

Sheila Britton, Robynne Sangiuliano

PRODUCTION

PRODUCTION DIRECTOR Lynn Derrick
lynn@ourhomesmagazine.com

PRODUCTION MANAGERS

Julia Dempsey, Marilyn Reid,
Abby Reynolds,
Tracy Shuttleworth, Andrea Wray

OPERATIONS

PRESIDENT & CEO David Loopstra
david@ourhomesmagazine.com

VP OF FRANCHISING & FRANCHISE OPERATIONS

Suzanne Strong
suzanne@ourhomesmagazine.com

ACCOUNTING

Donna Duggan

ADMINISTRATIVE ASSISTANT

Lisa Merrell

OUR HOMES™ is a registered trademark of OUR HOMES MEDIA GROUP INC.
OUR HOMES™ The City Of Ottawa is published four times a year by Melkay Media Inc.
under the license of OUR HOMES MEDIA GROUP INC.

OUR HOMES™ is distributed via free pick up to residents of Ottawa. Copies of
OUR HOMES™ are available for free pick up at high traffic locations throughout the region.
OUR HOMES™ is distributed throughout select neighbourhoods, professional offices and
to select business establishments via direct mail and can be viewed online at
www.ourhomesmagazine.com/ottawa

Advertisements and the content, including photos, of advertisements published within
OUR HOMES magazine are supplied solely by the advertiser and neither the publisher
nor OUR HOMES Media Group Inc. accept responsibility for opinions expressed in
advertisements or for copyright issues with regards to photos, advertising copy and
advertisements, nor shall they be held liable thereby. By act of reading this publication, all
advertisers and readers agree to indemnify and hold harmless both OUR HOMES Media
Group Inc., and the publisher thereby. Copyright ©2014 OUR HOMES Media Group Inc.
All rights reserved. Reproduction without permission is prohibited.

Please send all letters and/or feedback to OUR HOMES™ Magazine, 11 - 300 Earl Grey Dr.,
Suite 209, Kanata, Ontario K2T 1C1. Or email us at editor@ourhomesmagazine.com. All letters
received are subject to editing for grammar and length. If undelivered, return to above address.

OUR HOMES CAN BE FOUND IN THE FOLLOWING MARKETS:

Barrie • Calgary AB • Durham Region • Grey Bruce • Hamilton • London
• Mississauga • Muskoka • Oakville/Burlington/Milton • Ottawa • Peterborough
• Sault Ste. Marie & Algoma • Southern Georgian Bay • Vaughan
• Waterloo • Wellington County/Orangeville/Caledon • Windsor

For franchise inquiries please visit www.ourhomesmagazine.com

Or call: Suzanne Strong at 519.538.4528

e-mail to franchise@ourhomesmagazine.com



LOGS END

Reclaimed and River Recovered Wood Flooring

Specialists in Wide Plank Flooring

SHOWROOM
1520 Triole St.
Ottawa,
Ontario
613-738-7851

CUSTOM-CRAFTED
Flooring Solutions

www.logsend.com

8th Annual

Girls Night Out

Friday, May 30th, 2014

Algonquin College, 1385 Woodroffe Avenue

Doors open at 5:30 p.m.

Escorting you to your seats, 30 of our City's
finest firefighters! Enjoy a fabulous dinner & drinks and
incredible entertainment with music & dancing by
Entertainer Extraordinaire George Thomas!
Want more? There's shopping too girls!
Over 200 silent & live auction
items and many more surprises!

**Gather your BFFs and get
your tickets now.**

This event always sells out!

Tickets: \$85

Purchase tickets online at

www.hospicecareottawa.ca

or call 613-591-6002 ext. 27

Girls just wanna have fun!

Funds raised will help Hospice
Care Ottawa provide care, without
charge, to those living with a life-
limiting illness in our community.

Thank you to our Title Sponsor



Marchand
LIGHTING + ELECTRICAL

Illuminating the Ottawa Valley since 1892



Now with three locations to serve you

Ottawa East
1283 Algoma Rd

Ottawa West
44 Iber Rd

Outaouais
140 boul. Gréber

WWW.MARCHANDELECTRIC.COM

publisher's note



SPRING IS A TIME OF NEW BEGINNINGS. As a relatively new resident of this beautiful city, and now the new Publisher of Ottawa's OUR HOMES magazine, it seems fitting that the Spring issue – and the first issue of the year – be my first.

Nearly three years ago, my husband Marc and I moved to Ottawa from Peterborough to be closer to our granddaughters, Kaya and Melia (and their parents too, of course). It has not taken long to fall in love with Ottawa and its people. My sister Donna moved here at the same time as we did, and we still share stories about the outward kindness of the people we meet. We theorize this is due to all the beautiful green space there is to enjoy!

As publisher of OUR HOMES Ottawa, I look forward to getting to know the people in my adopted home even better. Although I have been in the business of print advertising sales for almost 30 years, being a publisher will be a whole new experience for me. OUR HOMES Ottawa was successfully launched almost four years ago by previous publisher, Sharon Davies, who nurtured the growth of this magazine up until this past November. It was with some regret that she left the magazine behind, relocating with her family to Victoria. I feel very honoured to carry on Sharon's work.

Working on my first issue has been an adventure. It's our biggest issue yet at 80 pages! I have enjoyed meeting our advertisers, attending a few photo shoots and meeting some of our readers along the way. My mission is to continue supporting local businesses and providing our readers a glimpse into more of Ottawa's beautiful homes while offering decorating ideas and the latest trends!

I hope you enjoy reading this issue as much as I have enjoyed participating in the production. I couldn't have done it without the expertise of my editor Sarah Hoy, the efforts of Lesley Bertrand, our new Business Development Manager and support from my family. The management and staff of OUR HOMES has provided much needed advice and guidance along the way. I am beyond excited to be part of the OUR HOMES family.

Beth Charbonneau

Beth Charbonneau, Publisher
beth@ourhomesmagazine.com

 like us on Facebook at www.facebook.com/OurHomesOttawa



DECORATING DEN INTERIORS®

Let us help you have the
home of your dreams!

CUSTOM WINDOW TREATMENTS | FURNITURE
LIGHTING | FLOOR COVERINGS | ACCESSORIES

Have one of our Ottawa designers
create the home of your dreams,
with experienced, professional service.
Our consultation is complimentary



www.decoratingden.ca

Enter your postal code on our website
to find a designer near you!

Franchises available to talented individuals. Extensive training available.
Locations throughout Canada and the U.S. Each franchise independently owned and operated.



mahoganybyminto.com

THIRTY-FIVE FOOT COLLECTION

Homes from 2017 sq. ft.
Starting from \$489,900

SIXTY FOOT COLLECTION

Homes from 2000 sq. ft.
Starting from \$625,900

Sales & Design Centre

108 Moretto Court Manotick | 613.788.2776

Mon. 12 pm - 7 pm | Tues. - Thurs. 11 am - 7 pm | closed Friday
weekends & holidays 11 am - 5 pm

MAHOGANY
byminto



contents

spring

42



ON THE COVER

A Country Home
Nestled In The Woods.
Story, page 30.
Photography by
Jessica Deeks.




22

departments

PUBLISHER'S NOTE	12
EDITOR'S NOTE	16
ANNOUNCEMENT	18
ADVICE	20
Home Hardware Trends	
STYLE PICKS	22
Eco Best Friends	
COMFORT ZONE	42
Artistic Inside And Out	
PEOPLE	64
Bring Your Dog To Work	
HOME RESOURCE DIRECTORY	75
FINISHING TOUCH	78
Decorate With Radiant Orchid	

features

GARDENING	
Gardening With Perennials	26
Backyard Poolsapes	72
HOME & BUILDER	30
A Timber Home In The Woods	
GOOD TASTE	40
Spring Clean Your Pantry	
FEATURE HOME	46
The Ultimate Bachelor Pad	
REAL ESTATE	54
Find The Right Size	
HOME MAINTENANCE	56
Build Your Own Recycling Centre	
COOKING AT HOME	70
Strawberry Custard Pie	
DESIGN IDEAS	76
Create Curb Appeal	



Ottawa
3268
Hawthorne Rd.

ceramic tiles

— by Ceragres —



Ceramic — Porcelain — Slate — Stone — Mosaics — Countertops



4 Corporate Boutique Workspaces
Toronto 170 Tycos Dr. 416 286-3553 Montreal 9975, boul. St-Laurent 514 384-2225
Ottawa 3268 Hawthorne Rd. 613 249-9112 Quebec 275, av. St-Sacrement 418 692-1711

60 Ceragres Tile Shop Partners
Throughout Ontario, Quebec and the Maritimes.
Visit ceragres.ca to find our locations.



WOW, I CAN'T BELIEVE THAT IT IS SPRING ALREADY! This time last year I was working away on my very first issue of OUR HOMES The City of Ottawa, and talking about what a great time spring is for new beginnings.

My year here has been one of the most enjoyable, with every issue bringing new inspiration. I wish I could introduce you all personally to the OUR HOMES team of photographers, writers, head-office staff and beyond, as I know you would love them as much as I do. And to you, the reader and the businesses, thank you for all of your kind comments during my first year. I hope you continue to enjoy the magazine as much as I enjoy editing it for you.

A HUGE welcome to Beth, our new publisher! Beth is full of energy and I have no doubt that you will love what she has in store.

On to the issue. We have a beautiful home from André Guay and Diane Clément. You will be transported to cottage country when you see this home with a hot tub, lake and forest. Every issue we shoot, we say we should bring bathing suits to enjoy some of these hot tubs and pools!

Local restaurateur and former owner of The Works Gourmet Burger Bistro, Ion Aimers, shows us around his unique home.

Pets, usually dogs, appear often in OUR HOMES features. Yes, we love dogs. In fact it has become a bit of a running joke, that if there is a dog, I will make sure we take a photograph. In this issue we celebrate man's best friend and visit businesses who keep pets close.

I hope you enjoy my anniversary issue. Gather with the family and enjoy a time of sunshine, warmth and Easter eggs!

Sarah Hoy, Managing Editor
sarahhoy@ourhomesmagazine.com

Follow us nationally @OurHomesMag



 *William's Court*
KANATA LAKES APARTMENTS

Live carefree
WHERE DOWNSIZING MEANS UPGRADING



LEASING CENTRE Mon-Fri 9AM-5PM, Sat-Sun 10AM-5PM
1145 Maritime Way, Kanata | 613.913.9555 | KanataLakesApartments.ca

★★★★
 LÉPINE

Inspired Outdoor Living



YARDS UNLIMITED
LANDSCAPING INC.

77 Holland Avenue (613)721-8195
www.yardsunlimited.com inquiries@yardsunlimited.com



announcement

OUR HOMES THE CITY OF OTTAWA
PUBLISHER, BETH CHARBONNEAU, IS
PLEASED TO WELCOME LESLEY BERTRAND
TO THE MAGAZINE AS BUSINESS
DEVELOPMENT MANAGER.



Lesley brings a varied and extensive background in advertising sales, business development and marketing, and has worked at various print publications in Ottawa, Toronto and Europe. She enjoys building and maintaining lasting relationships with her clients, working to help them reach their business goals. She is excited to be with OUR HOMES and is pleased to be part of a great team.

When Lesley is not working hard, she enjoys photography, home décor/design and spending time with her family.

Contact Lesley Bertrand at 613.519.1609 ext. 101
or Lesley@ourhomesmagazine.com

Celebrating 50 years of excellence, Barwood Flooring is Ottawa's Premier leading flooring specialist. Our Showroom, located in Nepean, will mesmerize you with a wide array of the finest quality of flooring selections such as **HARDWOOD, CORK, LAMINATE, LEATHER, HAND-SCRAPED, ENGINEERED, VINYL, STAIR REFACING** to reflect your home's sophistication and to suit every style and budget. Our sales consultants are highly knowledgeable with our products and will respond to any of your questions. Estimates are FREE. Our warehouse is a humidity-controlled environment, unique in Ontario.

BARWOOD FLOORING

"Flooring for life."

ONE MAIN LOCATION TO SERVE YOU:
155 Colonnade Road S, NEPEAN | T: 613-225-0296
www.barwoodflooring.com



mirage

Hardwood Floors

Mirage, Maple Rock Cliff

ANOTHER LAUZON INNOVATION
PURE GENIUS
AIR-PURIFYING SMART FLOOR

WHAT IF YOUR FLOOR
MADE THE
AIR MORE PURE?

Always striving to innovate, Lauzon® Distinctive Hardwood Flooring introduces the world's first smart hardwood floor: PURE GENIUS, Lauzon's latest exclusive innovation, improves indoor air quality of your home without compromising the quality and appearance of your hardwood flooring.

PURE GENIUS is a light-activated, air-purifying agent integrated into Lauzon's TITANIUM floor finish. Activated by natural and artificial light, it breaks down toxic contaminants on contact and transforms them into harmless molecules. Its constant and consistent action is so effective over time, it makes **indoor air up to 85% cleaner.**

LAUZON
lauzonflooring.com



Lauzon Hardwood Flooring is available at:

195 Colonnade Rd. S. Ottawa 613-226-3830 westboroflooring.com

At Kitchen Craft, we are committed to providing you with unparalleled service. From concept to completion, our experienced designers are here to help you every step of the way.

Come see the difference quality makes and bring your custom cabinetry dreams to life.

2287 Gladwin Crescent
Ottawa, ON K1B 4K9
(613) 738-2423



kitchencraftottawa.ca

facebook.com/kitchencraftottawa



KitchenCraft®

CABINETS

Ottawa Grand Prize Custom Kitchen Award Winners at
OCHBA and NKBA Design Awards




Proudly made in Canada

Designer Stephanie Redmond shares her ideas.



Hardware is often the last thing we think of – the afterthought that we run out and purchase at the last minute when doors or cabinetry are complete. Next time you're planning a project, look at the hardware first. It will open your mind to a whole other world of design options!

1. CABINETRY: Bulthaup
2. HANDLE DETAIL: Kingerlee 3. PEEK SLIDING DOOR PULL: Olson Kundig Architects® 4. DRAWER PULL: Berenson Bravo 5. DRAWER PULL: Richelieu Hardware 6. PIVOT DOOR: Pivot Door Company 7. BARN SLIDER: Rustica Hardware



HARDWARE

It is so easy to take life's essential items for granted. When a job is done well, we don't ask questions. In design however, it is crucial to constantly assess how something could function better and look better.

Take hardware for example. We don't question a functioning cabinet or room door. The hardware simply becomes obsolete. Clearly this is a good thing in one sense because it's doing its job. It's functioning. Its look or form however, may be another story.

Hardware is like jewelry, or the finishing touch. Whether you want to be Armani or Kelly Wearstler, the look changes entirely based on the approach. Here are a few options – from minimalist to decorative – that will finish your doors in style and also function beautifully.

FULLY INTEGRATED

This approach requires no hardware, leaving your cabinetry clean + simple. A cabinetmaker uses the door itself to create the hardware. Here are two approaches:

One method is to carve a finger pull into the backside of the door (1) leaving the front of the door undisturbed. Bulthaup, a high-end cabinetmaker out of Germany, has mastered this minimalist aesthetic. If done properly, this look will highlight the lines of the cabinetry without drawing attention to any unnecessary extras.

Alternatively, (2) cut out part of the door face, enough to put your fingers through to pull the door open. This provides a design detail, remains functional yet maintains an uncomplicated aesthetic. This approach creates a low-key look with a bit more detail.



PARTIALLY INTEGRATED

Partially integrated means that in order to accommodate the hardware, the door must be notched out. This hardware needs to be applied by a professional. Take this piece (3) by architect Tom Kundig as an example. It is beautifully crafted and adds a hint of

interest. On a simple wooden pocket door, this pull adds the perfect amount of detail.

On cabinetry, try a finger pull with a sleek, stainless steel finish (4). The door or drawer is routed out at the back so the hardware can sit flush with the cabinet frame. To achieve this look on a budget, you can source a similar style that can be mounted to the side of the door or drawer without the need to carve into the cabinetry. However, ensure you have enough clearance so the hardware doesn't rub against the next door over or the underside of the countertop.

APPLIED

The options are endless (5) but there are two approaches: functional versus decorative. You can keep it simple or make a statement. Leather, glass, lucite, wood, brass... you name it, it's out there. The key is to choose something that is the correct scale, functions well, and that you won't tire of. Good quality hardware can add up, so purchase a sample and bring it home to look at.

THE BORING BITS

It's worth mentioning that some of the most important pieces are often working behind the scenes. Take your interior house doors. If you are trying to achieve a more minimal look, then a typical swing door may not be your style.

For a more contemporary approach, look at using a pivot hinge (6). These anchor to the floor and ceiling leaving the sides free of any unsightly hinges. With this look, your door can also be ceiling height, giving your room a sense of scale.

Another option is a barn slider (7). These hang on a rail system and slide on wheels or a rail at the base to prevent any side-to-side swing. The hardware is available in a multitude of styles, visible or hidden. Have a look at the Warehouse style from Rustica Hardware for an industrial look. You won't get a tight fit so best to use this style on a mudroom or a hallway separation. **OH**



DESIGN
BUILD
RENOVATE

7jdesign.com 613-592-3103 613-286-4143

Love the way you live!

499 Terry Fox Dr, Kanata ON
613-271-9001
www.myhome.ca



Beautiful possibilities.

SUEDE
CONTEMPORARY LIVING

303 Richmond Road
613-729-9274
www.suedeinteriors.com

BENOIT-BOIVIN INTERIOR DESIGN

PHOTOGRAPHY BY LYNDA GRAVELINE

BEST ECO-FRIENDS

Check out our earth-friendly finds.



1



2




3



4



5



6

1 OBASAN

Acadia 2.0
Made from organic rubber, this all-natural mattress will provide a better night's sleep. Having studied the science of sleep, Obasan can help you find exactly what you need and be eco-friendly at the same time.

155 Colonnade Rd. S. Unit 1, Ottawa
613.727.5337 | www.obasan.ca

2 SUEDE CONTEMPORARY INTERIORS

Phillip Jeffries Wallpaper
This Phillip Jeffries 100 per cent recycled wallpaper adds a touch of luxury to the home. Pictured here in a Hamilton Leaf Pattern, Arches Pattern and Grass Green – a perfect combination for a spring touch.

303 Richmond Rd., Ottawa
613.729.9274 | www.suedeinteriors.com

3 THE HEALTHIEST HOME

Mythic® Non-Toxic Paint
This paint is the only non-toxic paint on these shelves. While others boast low VOCs, this one has none, and is described as an "ultra low odour premium paint." Plus, it comes beautifully packaged in vintage style labels.

1523 Laperriere Ave., Ottawa
613.715.9014 | www.thehealthiesthome.com

4 TERRA 20

Kiss My Face Peace Candles
These eco-friendly candles are made of hand-poured soy wax with essential oils. With an unbleached cotton wick, they are the perfect guilt-free décor item.

2685 Iris St., Ottawa
1304 Wellington St. W., Ottawa
613.837.7220 | www.terra20.com

5 HYDRO OTTAWA

peaksaver PLUS®
As much as 60 per cent of your home's energy goes toward heating and cooling. You can help manage energy use with a free peaksaver PLUS® programmable thermostat and energy display.

1.866.813.2226 | www.peaksaverplus.net

6 WESTBORO FLOORING & DECOR INC.

SmartStrand® Carpet
Who knew that such vibrant carpet can be made from corn? The carpet is made with DuPont Sorona® renewably-sourced polymer, made from actual corn. Also, take a look at their great flooring recycling program.

195 Colonnade Rd. S., Ottawa
613.226.3830 | www.westboroflooring.com **OH**



NATURAL BEAUTY
EXISTS NOT ONLY
AMONG PEOPLE,
BUT ALSO AMONG
FURNITURE

1134 Bank St, Ottawa ■ 613.520.0880

greyhorne.com

ARCADIA IN KANATA NORTH

CHAPMAN MILLS IN BARRHAVEN

AVALON IN ORLÉANS



Westminster model, Chapman Mills

**Move in fast
and take the summer slow**

QUICK OCCUPANCY HOMES **FROM THE LOW 400s**

ottawahomes.minto.com



**Turn your dreams
into an address.**

**Buying a home is an
exciting and complex
adventure!**

Whether you are a first-time home
buyer, relocating to the area, looking for
an investment property, down-sizing,
or searching for your dream home,
Vanessa Vallée will work with
you to turn your dream into
an address!

Fully bilingual and armed with relentless determination,
Vanessa Vallée refuses to rest until her clients
are *100% satisfied*.

- Buying
- Selling
- Relocating

**COLDWELL
BANKER**

Office: 613-830-9999
Cellular: 613.795.3444
vanessavallee@coldwellbanker.ca
1-2034 St. Joseph Blvd., Ottawa
www.vanessavallee.ca



Realizing Your
Dream Kitchen

LAURYSSEN

KITCHENS

KITCHENS | VANITIES | CLOSETS



P: 613.836.5353

2415 Carp Rd. Stittsville, Ont.

www.laurysenkitchens.com



PICKING THE PERFECT *perennial*

STORY AND PHOTOS BY MELANIE REKOLA



Liatris

The gardening season is upon us and many of us find ourselves browsing our neighbourhood nurseries, trolling for any new plant addition that may strike our fancy. But plant collectors beware! When picking perennials it is critical to use restraint and not choose impulsively. I think everyone knows of a perennial garden overrun by invasive species and weedy looking foliage – don't let this be you! Here are some tips to keep you on the gardening straight and narrow.

1. LONG BLOOMING AND REPEAT BLOOMERS

Of course we all want beautiful flowers in our landscapes. Whenever possible, choose long-blooming and repeat-blooming perennials for maximum impact. Often just by deadheading spent blooms, a perennial will be forced to produce more flowers causing a repeat bloom. This is true for many daylilies, delphinium and cranesbill.

2. FOLIAGE

It is crucial for a beautiful garden to have not only beautiful flowers, but have great foliage and form as well. Try for colour in your foliage. Amongst the sea of mid-green that is the majority of most flora, a splash of chartreuse or burgundy will really add an essential contrast to any landscape. I recommend the emerald “Sum and Substance” hosta, the blue “Halcyon” hosta and the whole Heuchera family for a wide range of beautiful colours and textures ranging from burnt orange to purple and lime green.

3. CONSIDER THE REQUIREMENTS

When choosing perennials, it's essential to look at the maximum height and spread of each plant, as well as the sun exposure and hardiness zone. This will ensure your new plants will survive in their new home and won't take up too much space. And never plant anything labelled invasive!

MELANIE'S PLANT PICKS:

Here is a list of some wonderful and colourful perennials that have many of the attributes discussed above.

Perennials For Spring: Spring gardens are so exciting! The anticipation of things to come make it the most thrilling time of year. “Species tulips” are tulips that are truly perennial, unlike their fancy hybrid cousins that last but a few short years. They have a smaller stature and flower than the typical tulip, but they make up for it in abundance. Another great spring perennial is Bergenia. It is available in reddish/bronze foliage or glossy green, usually accompanied by lovely pink flowers. Bergenia blooms in early spring, making them a prize perennial for any spring garden.

Perennials For Summer: There are so many lovely perennials for summer. This is when bloom time is at its maximum. I recommend any of the Echinacea family for their substantial clumps and sturdy upright appearance. Their sizable flowers come in countless colours and bloom for up to two months. I also recommend the dwarf, repeat blooming daylilies such as the “Stella de Oro” series. Again, they come in a range of colours and have tidy, compact foliage. Daylilies flower for about three to four weeks depending on the size of clump, but repeaters will bloom sporadically afterwards if deadheaded properly. I find Liatris (available in white or purple), planted in a large mass, breathtaking. Its actual bloom period is not long, but the immature flower spikes add an interesting textural element. Spiderwort is yet another welcome addition to any garden. Its grassy foliage comes in blue/green as well as chartreuse, plus it has a very long bloom period of roughly seven weeks. Their flowers range from pink to purple.



Species Tulips



Sedum



Spiderwort



Japanese Anemone

Perennials For Late Summer And Fall: Most gardens look tired by late summer; foliage doesn't look so fresh and many plants have grown to gangly heights. This does not hold true for the “sedum” family. With its succulent, drought tolerant foliage, sedums always look their best and come in a variety of sizes, from ground covers to two feet in height. Their leaves can be blue, gold or burgundy with flowers in an array of colours that bloom for approximately four weeks. For September bloom, I adore Japanese anemone. They have large dark green leaves and lovely pink or white flowers held high above their foliage. Lastly, don't forget about fall-blooming bulbs like autumn crocus. They are such a wonderful surprise of splashy colour when most everything else is turning to shades of amber and gold. Happy gardening! **OH**

Melanie Rekola is a certified Horticulturist

KITCHENS AND CUSTOM CABINETS

DESIGNED AND BUILT HERE IN OTTAWA



Follow us on:




Designers and
Contractors Welcome

SALES • DESIGN • INSTALLATION

UNIT 5, 790 INDUSTRIAL AVE. • 613.736.9930 • houseoffinecarpentry.com



HOUSE OF
FINE CARPENTRY



RENOVATING? DECLUTTERING? STAGING YOUR HOME?

✓ RENOVATING?

Renovating is stressful enough without having to worry about damaging your furniture. Protect your belongings during construction with Dymon's world class storage options.

Store with Confidence

- Full humidity and climate control to safeguard your possessions
- State of the art security for your peace of mind
- FREE Truck and Driver at Move-in for your convenience

✓ DECLUTTERING?

With winter here, now is the perfect time to clean out your basement or garage and declutter your home.

Experience the Dymon Difference

- A storage solution unlike anything you've seen before
- 24/7 access to the things you need at a moment's notice
- Choose a convenient Dymon location near you

✓ STAGING YOUR HOME?

A staged decluttered home sells faster and for a higher price - it's a proven fact. Show off your home by using Dymon's world class storage options.

Storage is easy with Dymon

- Flexible month to month leases
- A full range of storage unit sizes
- Surprisingly affordable

Need storage... Think DYMON



613-842-9900

FREE Truck and Driver at MOVE-IN

7 Convenient locations across Ottawa

Coventry Road | Prince of Wales at Hunt Club | Orleans | South Keys |
Walkley at Heron | Kanata Centrum | Carling at the Queensway

MAPLE LEAF
CUSTOM HOMES

www.mapleleafcustomhomes.ca

613-832-4757

The beautiful exterior of this Metcalfe home offers a rustic cottage feel.



nestled IN THE WOODS

BY HEATHER WRIGHT
PHOTOGRAPHY BY JESSICA DEEKS

While the woods that surround Diane Clément and André Guay's picturesque, timber frame Metcalfe home are likely not enchanted (at least in the literal sense of the word) there is an air of regal magic present. *Continued on page 32*

BELOW: The downstairs is perfect for entertaining as the living room, dining room and kitchen flow nicely. **RIGHT:** The large stone fireplace is a warm centrepiece for this cottage-style home.



from **Discovery Dream Homes**, installed by **Pierre Clément, Yvrik Construction Inc.** on the ceilings and a one-of-a-kind, Douglas fir catwalk. It also has a soaring 33 feet high stone fireplace (**Hubert's Fireplace Consultation + Design**), hand-scraped solid hickory floors (**Bois Franc R. Therrien**) and a floating, single-stringer staircase with solid hickory treads."

The catwalk is a sight to behold and efficiently connects and cuts through the space. Chuck says the catwalk design is both functional (to separate areas of the house) and aesthetic, providing a dramatic view, featuring the gorgeous fir timbers and making the great room feel more intimate.

What is truly interesting is how this couple has extended the reach of their hobbies and personal interests. Diane works as a travel agent and André works in the wood veneer business. They translated these interests into design elements, with artifacts and decorative pieces collected from around the world. The home in which they live is not only reflective of their tastes, it is reflective of them – and is the culmination of their experiences.

Continued on page 35

LEFT: The large dining table is big enough to host the whole family. **BELOW:** The kitchen has a beautiful rustic feel, one that continues throughout the home.

Everything about this house is quiet, but rich, like the way it nestles into the countryside, meshing seamlessly with nature and the way its graceful design elements slide together like brush strokes on a canvas, each with their role to play in painting the overall picture. Make no mistake though – the design statement that this house makes is bold and pronounced, its volume amplified by the liberal use of natural materials, like wood and stone. The sense of space is large, yet elegantly restrained.

Diane and André purchased their land in 2006 and adopted a routine in search of design inspiration, with numerous trips to book stores, home shows throughout the country, and in various timber frame housing magazines.

They also brought designer **Chuck Mills**, president of **Chuck Mills Residential Design & Development Inc.**, and builder **Mark Patterson** of **Patterson Homes** on board to help transition their design dreams into a living space that both suited and represented them.

The open-concept main floor, with its towering ceilings, pillars and exposed beams usher the eye up and out to make you acutely aware of the space as it exists within this home's natural, ethereal framework.

"I wanted to create a stunning, central great room as the focal point of the home as well as help to visually tie the inside to the outdoors," says Chuck. "The space features massive hammer beams (timbers





RIGHT: This beautiful wrought-iron chandelier can be seen from the upstairs wet bar and lounge.

For example, André's pragmatically-located games room on the second floor has an African influence in the décor and an island constructed of African mahogany. The bathroom on the main floor is styled with influences from Mexico. One of the bedrooms on the second floor incorporates a Latin theme.

Mark agrees that their choice of materials is very personal, particularly with the prominent use of wood. "The wood is an extension of the owners," he says. "They love the outdoors. In their extensive travelling, they enjoy the beautiful features found in nature, and they incorporated that in how they built their home."

Diane and André like to host large family gatherings and their home is reflective of that too.

The kitchen, with appliances from **Universal Appliances**, is open and sprawling, featuring two islands – one for prep, one for gathering, using stone from **Emerald Tile + Marble**. Custom cherry cabinetry contributes to a textured richness. Adjacent to the kitchen is an enormous pantry, which does double duty as storage and for prep during large gatherings. André jokingly refers to this pantry as their "food garage."

Like all great design stories, this one started quite simply. On a trip to Katmandu, the couple picked up a rug that played a pivotal role as they unrolled it to inspire much of the colour scheme and décor throughout the house.

The rug is visible from many vantage points. It is at the foot of the stunning fireplace, made of fieldstone and ledge stone from **Merkley Supply Ltd.**, and **Metcalfe Masonry Ltd.** It is another example of how this couple fuses their indoors with the outdoors via décor.

Flanking the fireplace are impressive light fixtures (**Multi Luminaire**) that command attention. The medieval-style fixtures tie in with others throughout the home – inspiration derived from travel, this time from a trip to Italy.

"Before we chose many of our things, we went on a trip to Italy," Diane says. "In Tuscany, for example, there was a lot of stone, wood and iron together. I always loved wrought iron."

This fireplace is two-sided, with a more subtle design on the other side of the wall in the

Continued on page 38



TOP AND ABOVE: The catwalk upstairs leads to André's office and the games area complete with a pool table and bar. **LEFT:** Small details, including these horse patterns add character to the home.





The guest bathroom is complete with a pebble chandelier and crisp white fixtures.



Personalized Building

"Building your dream home with you, not just for you."



613.850.6275 www.pattersonhomes.ca

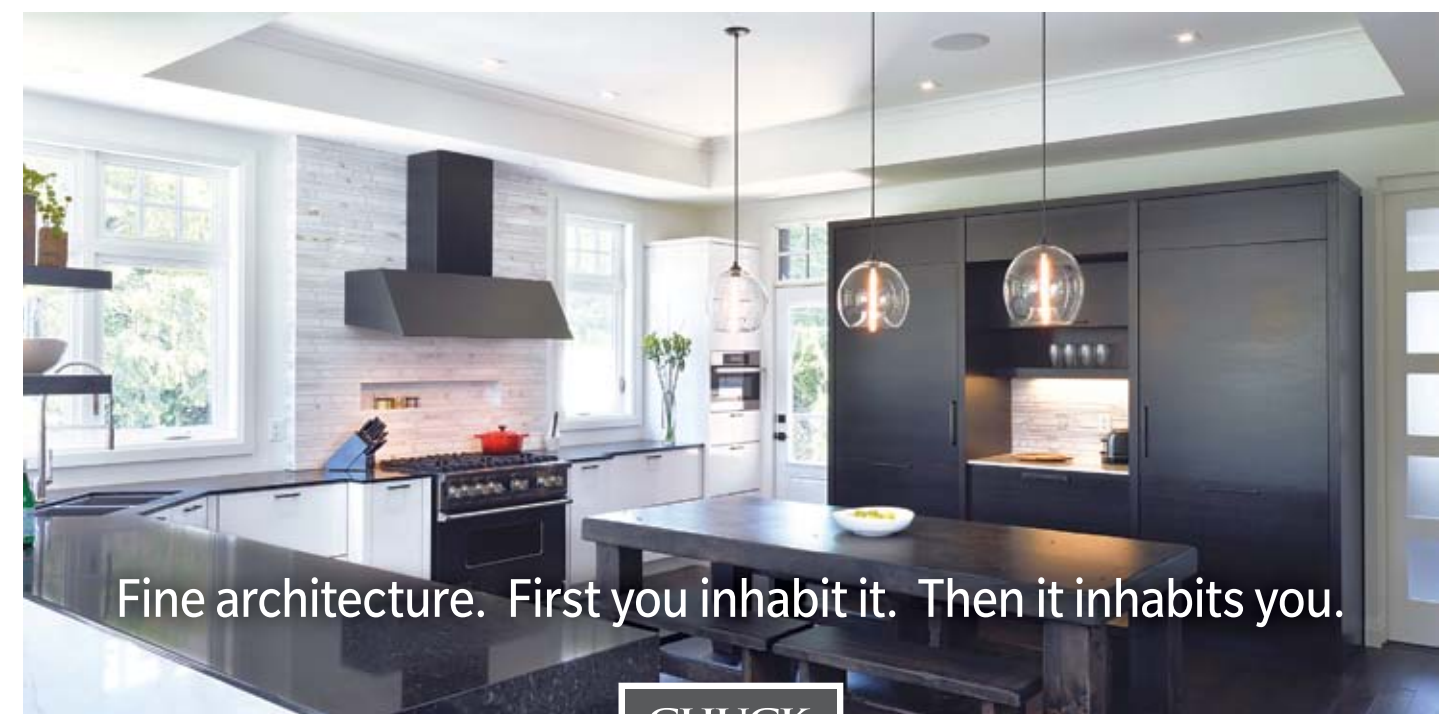
MR
kitchens
KITCHEN CABINET MANUFACTURER

SHOWROOM & MANUFACTURING
296 ENTREPRISE ST.
VARS, ONTARIO
K0A 3H0
613.443.3399

ORLEANS SHOWROOM
2131 ST JOSEPH BLVD
ORLEANS, ONTARIO
K1C 7C5
T: 613.225.5555

Sense the difference
www.mrkitchens.ca


"Watch for our NEW West-End Showroom and Design Centre, coming soon!"



Fine architecture. First you inhabit it. Then it inhabits you.

For an estimate on your new home design or renovation project, call **613-825-0548** or email info@cmillsdesign.com

Tour our online gallery of past projects at cmillsdesign.com



Winner of 2013 GOHBA Design Award
Best Renovation / Addition (\$350-\$500K)

Winner of 2013 GOHBA Design Award
Custom Kitchen (over \$75,000)

Finalist for Three 2013 OHBA Awards of Distinction
including New Home Kitchen & Bathroom



The large master bed and bath is luxurious and unique in design. The bath sits in front of a brick wall which leads to an archway entrance into the shower, complete with candle-style lighting.




master bedroom, where the stone is slightly more angular, matching stone on the exterior of the home.

"The master bedroom and bathroom we treated a little bit separate from the rest of the house, in terms of materials," says Diane. They also elected to use walnut instead of hickory for the floors in the bedroom, to lend a slightly deeper tone to that living space.

The master bathroom is a study in angles and arches, with a medieval flair. Entry to the shower is through an archway in a wall of stone, similar to that on the fireplace in the master bedroom.

Some homes unfold before you, like a good book – with interesting characters, engaging stories and vivid visual imagery, which is what Diane and André's home not only accomplishes, but embraces. **OH**

DREAM HOMES, IT'S WHAT WE DO...



LOG • TIMBERFRAME • HYBRID



DISCOVERY DREAM HOMES.COM



1.866.395.LOGS

SPRING CLEANING YOUR PANTRY

BY TONIA WILSON-VUKSANOVIC

Spring is here, it's time to shake out the carpets and put away the winter clothing. I always get a great sense of relief once the house has had a thorough spring cleaning. My head feels lighter and I somehow feel more in control of my hectic life.

One part of my spring cleaning routine is to sort through my pantry items. It gives me a real sense of accomplishment going through the cupboards and using up all the "tidbits" that are lurking in the far reaches. It sounds like I need a bit more excitement in my life if I'm getting excited about cupboard cleaning... oh well, it's the small things that can bring great pleasure!

These forgotten and neglected items can turn into a great meal, it's good to get them used up before they reach their expiration date and find themselves in the trash. Another benefit of a "pantry cleanse" is that you can save on groceries and it forces you to get a little creative with your culinary skills.

Your first step in the "pantry cleanse" is to pull everything out of the cupboard and give the shelves a good cleaning. Preferably, clean with a natural or non-chemical cleaner as this is where food resides. Do one or two cupboards at a time so that it doesn't seem too daunting a chore. Also, if you have to stop midway through you won't have everything all over your countertops.

Look for the items that you know have been in the cupboard for too long, put all the things you really want used up on the counter so you can easily see them. You know a half box of pasta will likely be used shortly, however the half bag of buckwheat flour or container of dried porcini mushrooms will need a bit more attention.

Once you have put all the neglected items aside, take out a pen and paper and try to put together a list of dishes that will incorporate all the items you've got. Try to combine two or three ingredients together in one dish so that you'll make quicker work of using up the foods. There are great sources for finding recipes online and all you need to do is punch in one of your food items and a wealth of recipe options will come up. If you're feeling particularly ambitious you can also do a "freezer cleanse" at the same time and incorporate some of your frozen items that need to find a home.

SOME GREAT RECIPE WEBSITES:

- www.allrecipes.com
- www.foodnetwork.com
- www.lcbo.com
- www.epicurious.com
- www.canadianliving.com

HERE ARE A FEW TYPICAL ITEMS THAT TEND TO BE HIDING IN THE BACKS OF PANTRIES WITH SOME SUGGESTIONS ON HOW TO USE THEM UP:



Quinoa: kale salad with quinoa, blueberries and walnuts



Specialty flours: crêpes filled with grated cheese and sautéed mushrooms



Canned tuna: white bean salad with tuna, roasted peppers and feta



Oils and vinegars: make a few jars of different vinaigrettes so they're ready to go



Cornmeal: red pepper and corn pancakes served with avocado and grilled salmon



Dried beans and legumes: hummus, soup or salads



Rolled oats: low-fat oatmeal cookies, homemade granola bars




Coconut milk: shrimp and bok choy soup, red curry beef stew

Hopefully this will inspire you to get cleaning, and then get cooking. If you're not feeling up for the cooking portion, why not drop off all your surplus items to the local soup kitchen or community food bank. These organizations will usually accept smaller items, but call first to confirm. Either way, having sorted through your pantry will be a great way to kick off the beginning of spring and get your kitchen ready for the new bounty of fresh produce that is sprouting up in the gardens. So roll up your sleeves and get to work! **OH**

HANDSTONE CRAFTED FOR LIFE



Canadian-made from solid wood.
Rooted by a commitment to quality.



WWW.HANDSTONE.CA



1096 Somerset St. W., Ottawa
613.680.7557
marieantoinetteco.com

comfort zone

ARTISTIC INSIDE AND OUT

BY SARAH HOY
PHOTOGRAPHY SANDIE HEWSON



THE PLACE: Located just off Bank Street, **Artistic Landscape Designs Ltd.** shows it is not just a landscaping company. Its beautiful boutique boasts products ranging from paintings and garden accessories to beauty products and homeware.

IN THE BEGINNING: Elise Schmitz works alongside her family to grow the business, which opened in April 2013. "The boutique was something we have been wanting to do for a long time. We felt that it was a great complement to our current garden centre, adding a more indoor-outdoor style store. We also wanted to enhance the customer's experience to stay longer and shop with us more frequently."

ALL ABOUT CANADA: When you walk into the boutique you are instantly in awe of the stunning displays of unique items - Moroccan lanterns hanging from the ceiling, colourful cushions and spring products. On the top floor is an art shop showcasing paintings. Elise says, "We source as much as we can from Canadian companies. We like to highlight local artisans with their artwork and garden sculptures." *Continued on page 44*



Elise Schmitz



Rediscover ARTISTIC all over again.

Visit our new boutique, art gallery
and expanded garden centre.
Family-owned and operated since 1955.



SINCE 1955

ARTISTIC
LANDSCAPE DESIGNS Ltd.

2079 Bank Place, Ottawa | 613.733.8220 | artisticlandscape.on.ca



comfort zone



EUROPEAN FLAIR: Elise likes to offer something a little different and aims to provide customers options that are not easily found elsewhere. "Spring and Christmas are our busiest times," she says. "Many customers come in and immediately say there is a European flair to our boutique, they've been waiting a long time for a shop like this in Ottawa, or that they simply love the atmosphere when they come in."

ON TREND: While you might gravitate toward pastels and florals in the spring, Elise assures that this year, "It's all about the Zen – terrariums, succulent flower arrangements, wreaths and rusted metal sculptures for the garden. We also have a line of solar lamps, which we can't even keep on the shelf!"

GET THERE: 2079 Bank Pl., Ottawa
613.733.8220, www.artisticlandscape.on.ca **OH**



Our work reflects our pride.



glass
closet doors
bevelling
mirror
custom shower
enclosures

**MIRROR
WORKS**

2-3101 Hawthorne Road, Ottawa, ON K1G 3V8
sales@mirrorworks.com . www.mirrorworks.com
(613) 746-4245

**Richmond Home
hardware
design centre**

Financing available.



{ Floors like no other...

Hardwood • Ceramic Tile • Laminate • Shutters & Blinds • Carpet

Richmond Home Hardware Design Centre has an eclectic flooring selection that can only inspire the artist within. Ask us about our full installation service and financing options that can suit your budget.

FLOORS FOR YOU **613-838-7200**
6179 Perth Street, Richmond, Ontario K0A 2Z0
www.richmondhbc.com
HOURS: Monday - Friday 8am - 5pm

LUC CRAWFORD
SIGNATURE RENOVATIONS
SINCE 1995 KITCHENS & BATHROOMS

FREE IN-HOME QUOTE!
Call today: 613.722.0839



**HIGH-QUALITY,
CUSTOM DESIGN & BUILD**

Designer-inspired renovations for any space, including kitchens, bathrooms, living/dining rooms, basements, offices and much more ...

**EXPERT DECORATING
& INTERIOR DESIGN**

Finishing, furniture, accessory and window treatment selections to complete the look of your newly-renovated or existing space.

**PROFESSIONAL
SPACE PLANNING & LAYOUT**

Detailed plans and drawings that let you have full control over your custom renovation or interior design project.



NKBA
National Kitchen & Bath Association



**NEW OFFICE
LOCATION ▶**

LUC CRAWFORD DESIGN INC.
22 Antares Drive, Unit 101, Ottawa
T: 613.722.0839 luc Crawford.com

EYE FOR DESIGN

WRITTEN BY
MORGAN BARNES
PHOTOGRAPHY BY
JUSTIN VAN LEEUWEN

When prolific Ottawa restaurateur, Ion Aimers, decided to leave his 140-year-old, country farm house in Navan after nearly a quarter century, he wasn't sure that "once in a lifetime feeling of home" could be duplicated in a smaller urban abode. *Continued on page 48*

ABOVE: Ion's living area boasts unique pieces of art and décor. The window seat with the Queen of Hearts is a talking point. **TOP RIGHT:** This bust of a childhood friend was sculpted by Ion's father. **RIGHT:** Ion's love of art is evident in every room. This staircase is beautifully decorated with photographs and paintings.



LEFT: Ion and his dog Towser sit comfortably on the unique window seat. **BELOW:** The heart of the home. As a restaurateur, the kitchen had to be perfect for Ion.

After only a few months of living in his newly renovated three-storey, 1,000 sq. ft. home in New Edinburgh/Lindenlea, Ion happily admits that he was completely wrong about his first impression. “I feel at home here just as I did in my big sprawling farm house,” he smiles. “Maybe more so because of the size. It’s cosy and extremely welcoming.”

With the small footprint, Ion says there was a lot of consternation over the walls and lack of good communication between rooms. “Not just for people, but for light and sound to move freely throughout the space.”

Like most Victorian houses of the time, the rooms were tight with walls, creating dark, cramped quarters unsuitable for today’s modern living. However, you’ll find no dark mahogany parlours here. After Ion worked with an architect/designer, he partnered with **Mark Kranenburg** of **Greenmark Builders Inc.**, to strip away everything, including the old plaster and lathe, so he could have a clean palette to work with.

While Ion had never designed or built a house before, he is no stranger to envisioning cosy, creative places. His restaurants The Works Gourmet Burger Bistro, ZaZaZa Pizza, Fraser Café/Table 40 and his new endeavour, Wilf and Ada’s, serve as testaments to a man with a vibrant eye for design.

“I was so impressed with how Ion pulled abstract items and made them work together,” says Mark. “He really enjoys putting a modern spin on things that so many people would overlook. If you’ve ever been to his restaurants, you’ll know exactly what I’m talking about. I love Ion’s creativity.”

As soon as you walk in, you’re struck by the inviting open space that unites the main living area and the striking Tangerine Orange C2 paint from **Randall’s** in the kitchen. The rest of the room’s neutral walls allow for his family heirlooms, unique art finds and fascinating contemporary artwork.

Mark also constructed the show-stopping, custom, built-in window bench in the living room, accentuated with country flair using architectural trim from **Mountain Moulding Ltd.** Ruling the room, however, is the bust of a fabulous Queen, crafted by local sculptor **Chandler Swain**, owner of gallery **General Fine Craft Art & Design** in Almonte. Juxtaposition is one of Ion’s favourite design elements and he uses it in such powerful, but subtle ways that it effortlessly makes his home feel light and mischievous.



TOP: The dining area, with a 50-year-old family harvest table, is just off the kitchen. The old grandfather clock that Ion’s parents brought over from Dublin sits in the corner. **ABOVE:** The unique lighting is made of repurposed household pipe and painted stark black from Architectural Antique Lighting.

With his dog, Towser, and sons; Parker, 15 and Ryan, 20, Ion knew he needed flooring that could take a lot of wear, so he opted for a durable wide-plank country-inspired laminate from **Orleans Carpet**. Its rich colour grounds the room and provides smart and attractive functionality.

The rest of the room is anchored thanks to two contrasting pieces. The gas fireplace from **Hubert’s Fireplace Consultation + Design**, has a fieldstone appearance and is adorned with a natural wood mantel with live edging, cut from the original log cabin that made up Ion’s old farmhouse. On the other side of the room, a muted blood-orange sofa from **Urban Barn** adds just the right amount of sheen and punch that gives the room vivacious life. The minimalist, rustic coffee table is from **Details Home Apparel**.

In the dining room, a welcoming glow emits from a one-of-a-kind industrial chandelier made of repurposed household pipe and painted stark black from **Architectural Antique Lighting**. What complements Ion’s family heirlooms so exquisitely are the antique-inspired Edison filament light bulbs that run in rows of threes, and perfectly centered over the large 50-year-old family harvest table. “That table has been through so many milestones in my family. It’s one of those pieces I can never part with.”

Ion’s country influence is perhaps most prevalent in the brilliant bead board kitchen cabinetry and ceiling lined with white country planks by Greg Kenny at **Canadditions**. Ion notes that the kitchen was gutted and completely rebuilt by hand. “When I showed people the tangerine

Continued on page 50



RIGHT: Ion smiles when he talks about his bathroom, complete with a waterfall shower-head. **BELOW:** Even the bathroom boasts unique décor showcasing his eye for design throughout the home.



orange paint from Randall's, they were polite, but skeptical, asking if I was sure about the colour," he laughs. "It was a nice way of saying they hated it." No laughing matter now, the kitchen is a radiant space. The Ikea butcher-block counters complete the homespun look, while the stainless steal appliances from **Universal Appliances** gives it an infused dose of contrasting glamour.

The kitchen holds many marvels, including the original sign from his father's architectural business, an old grandfather clock Ion's parents brought over from Dublin, and a bust, sculpted by his father of a long ago childhood friend. "I'm a history buff and inspired by beautiful things," Ion says of his style. *Continued on page 52*

Trim Work | Railings | Circular & Straight Stairs



for over 50 years **FRANK**
BUILDING SUPPLIES & SALES LTD.
18 Grenfell Crescent, Nepean 613.225.9700 frankbuildingsupplies.com

Building homes on the
strongest foundation.
Trust.



Custom Homes
Designed for Living.
Built for Life.



You Tube
youtube.com/greenmarkbuilders
613.898.5940
greenmarkbuilders.com

Spring into a fresh new kitchen!

www.sebowoodwork.com



**Kitchens
Bathrooms
Bars & Wine Cellars
Entertainment Units**

780 Taylor
Creek Drive
Orléans ON
613 830 2000

Residential &
Commercial
Custom
Cabinetry



Boiserie
Sebo
Woodwork inc.






ABOVE: Ion's bedroom is situated across the hall from his dream bathroom. **RIGHT:** This delicate chair sits in the corner of Ion's bedroom surrounded by art.

One of the reasons Ion enthusiastically jumps out of bed every morning likely has to do with the spa-meets-country bathroom, with its vast glass-shower door, wide barn-board interior ceramic tile, and giant waterfall showerhead. "I wake up every day with a smile on my face knowing I get to shower in here," he says. A skylight gives the room an exceptional open-air natural beauty.

Ion explains that he was very hands-on with the design and construction of his renovation. "To me it was an evolutionary process and I was willing to change my mind to get it right," he says. "I bought the house, but hadn't lived in it. As the seasons changed during the renovation, I would see new opportunities and possibilities."

He admits it did add to the timeline and cost, but says it was all worth it. "Like life, I think you're more likely to have regrets if you're not open to change." **OH**



Expert Design & Craftsmanship *for over 30 years.*

Family owned, Paradise Bath & Kitchen has been helping Ottawa homeowners with their bathroom and kitchen renovations since 1984. Our team of expert designers, cabinet makers and plumbers work with our valued customers on projects from start to finish.

Visit our newly renovated showroom for innovative products and personalized service.

paradise
BATH AND KITCHEN

48 Northside Road, Nepean | 613.828.1515
www.paradisebathandkitchen.ca

Advertise in our **Summer Issue** & get noticed!

Give YOUR BUSINESS the benefit of premium exposure to our extensive targeted readership!

ADVERTISING INQUIRIES & SALES, PLEASE CONTACT:

Beth Charbonneau: 613.519.1609 x100
beth@ourhomesmagazine.com

Lesley Bertrand: 613.519.1609 x101
lesley@ourhomesmagazine.com

ourhomes
THE CITY OF OTTAWA

SIZE MATTERS

BY SHELBY HILSON

Not too big, not too small... just right! Simple enough, but when it comes to what size of home to buy, how do you know what's just right for you? It's easy to be influenced by the "norm," but the norm may not be your Goldilocks home. There are several factors to consider, not the least of which is history.

Last year, the *Globe and Mail* reported that the average size of a house in Canada in 1975 was 1,050 sq. ft., and that new homes being built in 2010 almost doubled to an average of 1,950 sq. ft. It was also noted that the average number of people living in a household dropped a whole person from 3.5 in 1971 to 2.5 by 2006. So, we're building bigger homes for fewer people.

According to the Canadian Home Builders' Association, the average new single-detached family house size in Canada is now 2,000 sq. ft., ranking us third internationally, behind Australia and the U.S., and well ahead of the U.K. where a mere 818 sq. ft. is average.

None of this is to say that a big house isn't for you, just that the norm is not necessarily reflective of needs and that one size does not fit all.

Think about your current home. How do you use it? Perhaps you're like me and spend an enormous amount of time in the kitchen, meaning a big, functional kitchen would be a huge asset for you. Or, maybe you're like many moms who spend too much time in the laundry room, so a big, bright space on the main floor would be a major upgrade from the dank basement.

If you think about how you use each room in your home, calculate the square footage of what you actually use and estimate the amount you'd like more of in certain rooms, you'll come up with a pretty good idea of what square footage will work best for you and your family.

If you're not exactly sure of how you will use and grow into your home, here are the general pros and cons of buying big and small with some personal considerations to follow.

	PROS	CONS
BUYING BIG	<ul style="list-style-type: none">• More space for a growing family, storage, entertaining and accommodating guests• Extra space for hobby rooms, such as craft rooms, workshops, home theatres, gyms, wine cellars, etc.• Possibly more land	<ul style="list-style-type: none">• More costly mortgage, maintenance, utilities, taxes, insurance• Higher environmental impact• More rooms to furnish and clean• Less time and money to spend doing things outside the home• May be too much house once you retire
BUYING SMALL	<ul style="list-style-type: none">• Smaller mortgage payments, utility bills, insurance premiums, property taxes• Less time and money spent on maintenance and cleaning• May have more money to spend on higher-quality furnishings and finishes• More time and money to spend on activities outside the home• May not ever need to downsize• Fewer rooms to furnish• More environmentally friendly	<ul style="list-style-type: none">• Less space to entertain and accommodate guests• Less personal space – may feel cramped• May need to move or build an addition to accommodate a growing family• Lack of storage space• Less or no room for hobby space, including a home office• Possibly less land

- PERSONAL FACTORS TO CONSIDER:**
- Family Size:** How many bedrooms do you need? Can your kids share a room?
- Career:** Do you work from home and need a separate room for an office?
- Finances:** What percentage of your income do you want to spend on your home monthly? Will you be able to save, put away for emergencies and still have the lifestyle you want? If your budget is tight, would you rather spend money on quality or quantity in terms of finishes and furnishings?
- Lifestyle:** How often and how many people do you entertain? Is it important to you to have a guest room? Could it double as an office, den or living space? Do you travel a lot or want to? Do you have the time to put into maintaining and cleaning a big home? Do you have a hobby that requires its own space?
- Layout:** The right layout can make a smaller space seem much bigger. Is it more important to you to have an open space than a large space, or four small bedrooms rather than three big ones?
- Skills:** Are you handy and able to perform many maintenance tasks on your own? Are you an organizational wizard who can make a small space very functional?

By taking these questions into consideration, you should have a much better idea of what home size is right for you; not for your next-door neighbour or your friends overseas. Size does matter and can make all the difference when it comes to enjoying your home and your life. **OH**

OTTAWA HOME & garden SHOW

Presented by **RE/MAX**

MARCH 20-23
EY CENTRE

#1 FOR OVER 30 YEARS

MELISSA
Interior Designer

REAL ADVICE
REAL INSPIRATION
REAL EXPERTS

The **Ottawa Home & Garden Show** is the most trusted resource for every home improvement project, inside and out. With more than 300 exhibitors and exciting new features, there's real advice, real inspiration and real experts at every turn. Satisfaction guaranteed—or the price of admission is on us!



Experience the ultimate in lifestyle and decor ideas in the 1,575 sq. ft feature home, the ONYX built by Bonneville Homes. Combining the intimate charm of a country home with a wide range of conveniences for everyday living, the ONYX features high wooden ceilings, an open-space concept and light-filled interiors.



Perfect for backyard parties or BBQ's, this garden boasts 3,000 sq. ft. of perfectly manicured, no maintenance gardening splendor. See the latest in gardening trends and learn how to get the most of your exterior living space to create your very own backyard oasis!

SAVE \$4

BUY TICKETS ONLINE
PROMO CODE: **OURHOME**
*ON REGULAR ADULT ADMISSION

COURTESY OF:
HomeStars

FREE PARKING!
THURSDAY & FRIDAY NIGHTS FOR THE
FIRST 1,000 CARS STARTING AT 4 PM

COURTESY OF
CBHP
WINDOWS
DOORS

HOURS:
THURS & FRI 12-9PM / SAT 9AM-7PM / SUN 9AM-5PM

REGULAR ADMISSION:
ADULTS \$13 / SENIORS (60+) & YOUTH (13-17) \$11
CHILDREN (12 & UNDER) FREE

PARTNERS

RE/MAX

BONNEVILLE

PERMACON
OFFICIAL LANDSCAPE PARTNER

StateFarm

ROGERS TV

DAVIS
LANDSCAPE
& DESIGN

CLUB PISCINE Fitness


prestige
HOME FURNISHINGS • APPLIANCE GALLERY

BUILD YOUR OWN BIN

STORY AND PHOTOS BY JILL ELLIS-WORTHINGTON
PROJECT DESIGN AND EXECUTION BY RALPH LEMBCKE

Raccoons and other vermin have been making their way into your garbage for far too long and/or you'd like a more attractive way to store life's refuse. If this spring is the time you've decided to try DIY, here are step-by-step instructions to say "I've bin there and done that!"

Continued on page 58



Ottawa's One Stop Home Improvement Shop.

Ottawa Diamond
GRANITE
granitecountertopsottawa.ca



- Granite countertops
- Quartz countertops
- Design & planning
- Templating
- Expert installation
- Surface care advice

Ottawa Diamond
KITCHENS
kitchensottawa.com



- New kitchen design
- Renovations
- Remodelling
- Beautiful cabinets
- Countertop installation
- Electrical & plumbing

Ottawa Diamond
FLOORING
www.ottawadiamondflooring.com



- Hardwood
- Vinyl and laminate
- Beautiful tile
- Carpet & underpadding
- Stair railings & recapping
- Sanding & refinishing

Adding Beauty and Value to Your Home.

Call Us Today! Visit Our Beautiful Showroom.

Ottawa Diamond
FLOORING
www.ottawadiamondflooring.com

42 Colonnade Road North • Ottawa, ON K2E 7J6 • 613-274-3535
info@ottawadiamondflooring.com

BUDGET:
Approximately \$300 to \$350, depends on the size of the structure. This one holds two garbage cans and two recycling bins.

MATERIALS LIST:
(All lumber used is pressure treated.)

MAIN STRUCTURE:

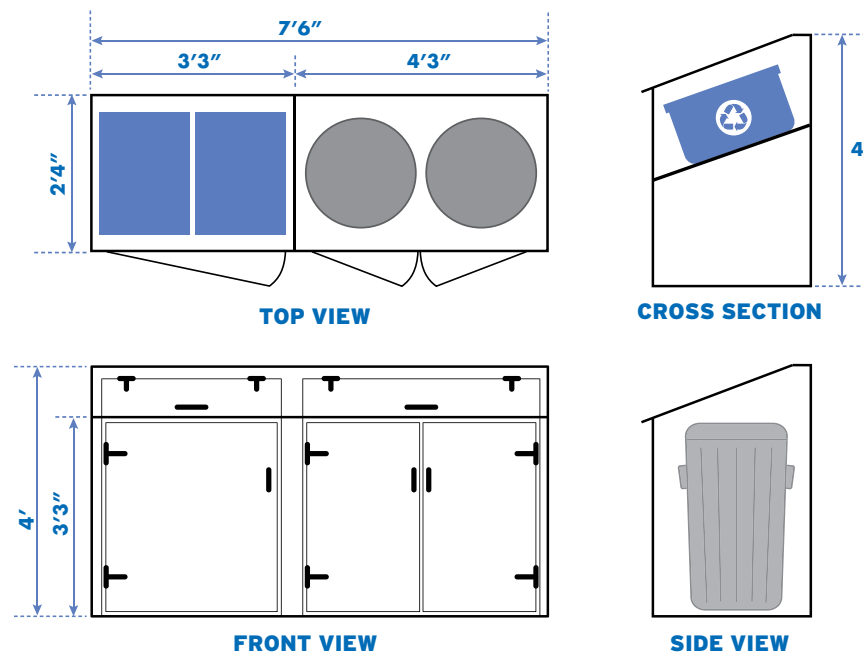
- 15 pc 2 x 4 x 8' (for framing)
- 57 pc 1 x 6 x 4'
- 1lb. #9 x 3½" deck screws
- 3lb. #8 x 1½" deck screws
- 5 Pair Gate Hinges
- 2 Gate latch sets
- 4 Door Pulls
- 2 24" lengths ¾" chain
- 4 Fender washers (to secure chain)

BASE:

- 1 2 x 4 x 8' (for sleepers)
- 5 1 x 6 x 8' deck boards
- 1lb. #8 x 2" deck screws
- 1pkg. Shims

TOOLS:

- 12" Mitre/Chop Saw
- Table or Circular Saw
- Cordless Screw Gun
- Robertson and Phillips bits
- ⅝" Drill Bit
- ¼" Spade Bit
- Clamps
- Extension Cord
- Sandpaper (varying grits)
- Razor Knife



Step 1:
Cut 2 x 4 lumber and screw together, forming three frames.

Step 2:
Cut three pieces of 2 x 4 lumber to form back braces; screw in place.



Step 3:
Cut 1 x 6 lumber and screw in place to form back wall of structure.

Step 4 (Base):
Cut five pieces of 1 x 6 lumber and screw them on to three 2 x 4 sleepers to form base. Place structure on base.

Step 5:
Cut 1 x 6 lumber to form shelf and sides. Screw on to frames; shelf is installed on diagonal bracing.

Step 6:
Make door frames, each constructed of 4 pieces of 2 x 4 lumber. Cut 1 x 6 lumber and screw on to frames to form doors.

Step 7:
Follow Step 6 to make lids. Then install hinges, handles and chains to control lid. Install handles, hinges and latches on doors.

NOW IT'S TIME TO CELEBRATE YOUR SENSE OF ACCOMPLISHMENT!
ENJOY YOUR NEW GARBAGE AND RECYCLING BIN ENCLOSURE. oh

Are you a PEOPLE PERSON?



Be your own boss, put your network to work for you, provide the very best advertising solutions in your community and build equity in your very own business.

Franchise Opportunities Available!

There are franchise territories still available in Ontario: Prince Edward County, Huron/Perth, Sudbury/North Bay, Niagara Region (to name a few); PLUS OUR HOMES is expanding into communities in Eastern & Western Canada as well. Contact Suzanne for details.

Visit www.ourhomesmagazine.com
Click on 'Become a Publisher'. Or call
Suzanne Strong, VP Franchising
519.538.4528 • franchise@ourhomesmagazine.com

STYLE • COMFORT • IDEAS • REAL ESTATE
ourhomes
SMART LOCAL MARKETING

>> SOURCE IT

COPPERSTONE KITCHENS

When it comes to your home, no greater impression can be made about your personality than your kitchen. Copperstone Kitchens creates fabulous kitchens with you in mind and will revive the heart



of your home from start to finish. From the first moments of concept and design, our extremely knowledgeable staff will work to see your dreams become reality. At Copperstone Kitchens, our

customers realize there are quality professionals that can offer a turn-key solution to such an important room in your home. From walls being relocated or the need for new electrical and plumbing through to the finishing touches, Copperstone Kitchens will make sure the job is done right. As a proud member of the National Kitchen & Bath Association, we focus on staying current with the ever-changing marketplace so that we create a space that is uniquely yours.

We invite you to learn more by calling 613.288.1449 or by meeting with our staff by visiting our interactive showroom located at 60-A Colonnade Road or by visiting www.copperstonekitchens.ca (Please see ad on page 3)

"THE WILLPOWER PROJECT"

Six-year-old William Greer suffers from an inoperable non-cancerous tumour on his brain stem. Ongoing treatments to monitor the tumour's growth and manage the side effects take their toll on young William and his family.



Three Ottawa decorators have decided to do something to bring smiles to the faces of the Greers. "The WillPower Project" team of Candace Plotz (Candace Plotz Design), Sarah Kidder (Sarah Kidder Design), and Kelly James (JAX Décor & Design) is giving the Greers

a space where they can enjoy quality time together by doing a makeover of their partially finished basement.

The "WillPower Girls" are looking for donations of construction materials, school and art supplies, furnishings, lighting, and financial contributions to ensure the project will be completed by the end of May.

If you'd like to help, please visit www.youcaring.com/thewillpowerproject, The WillPower Project on Facebook, or contact the design team by email at willpowergirls@outlook.com. Visit our blog at <http://willpowergirls.blogspot.ca/>

A MISCELLANY OF THE NEW, NEAT, UNIQUE, AND FABULOUS IN OTTAWA AND THE SURROUNDING AREA

OTTAWA WINDOWS & DOORS

Ottawa Windows & Doors is a locally owned, award winning and trusted source for new and replacement residential windows,



exterior doors, skylights and accessories. Placing significant focus on our installation team so that none of the installations are done by sub-contractors

but rather by on-staff professionals has rewarded us with the 2009 Marketplace Ethics award and 5-year current winner of the Consumers Choice award. Knowing your home is your greatest investment, we take great pride in delivering upon our promises and our knowledgeable staff will take the time to learn your needs. Our interactive showroom gives homeowners a chance to see why we are so passionate about what we do and really understand what the completed job will look like.

We invite you to learn more by calling 613.225.8737, or visiting our extensive showroom located at 60 Colonnade Road or online at www.ottawawindows.com

(Please see ad on page 4)

HOSPICE CARE OTTAWA

It's a fact of life that "Girls just wanna have fun!" It's also a fact of life that women are very generous when giving to organizations that are dear to their hearts. We have a great opportunity for you and your BFF's to do both at the same time! Join us at the 8th Annual Girls Night Out in support of Hospice Care Ottawa on Friday, May 30, 2014 at Algonquin College.

Firefighters will escort you to your table where you will enjoy a decadent meal, complimentary wine, music, dancing and entertainer extraordinaire in the person of George Thomas. The vast array of raffle prizes and silent and live auction items will have you drooling! Sorry this event is for women only!

Every year has been a sell-out and only 650 tickets are available for this year's event. Buy your tickets early to avoid disappointment!

Tickets are \$85.00 each. Sponsorship opportunities are still available.

Buy your tickets online at www.hospicecareottawa.ca or call us at 613.591.6002 ext. 27

To learn more about Hospice Care Ottawa please visit our website at www.hospicecareottawa.ca

(Please see ad on page 11)



Continued on page 62

HOME AUTOMATION

Control4

Control4 offers the ultimate home automation solution by integrating everything from lighting, music, video, climate control, security, even smartphones and tablets. Control4 creates personalized experiences that enhance your life and work with added comfort, savings, convenience and peace of mind.



OTTAWA'S ONLY CONTROL 4 PINNACLE DEALER

Control4
**PINNACLE
2013
AUTHORISED
DEALER**

**STEREO
&
DESIGN**

**4366 INNES ROAD
ORLEANS 613 830-6787**

**1250 MAIN STREET
STITTSVILLE 613 435-8337**

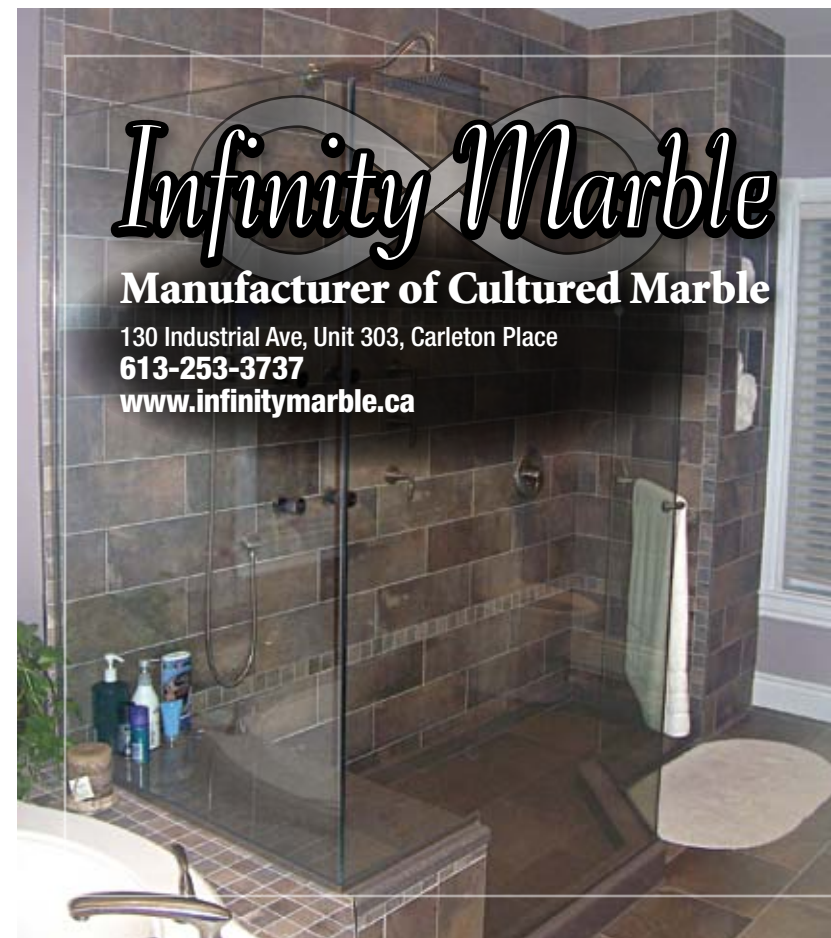
Infinity Marble

Manufacturer of Cultured Marble

130 Industrial Ave, Unit 303, Carleton Place

613-253-3737

www.infinitymarble.ca



No Grout, No Mold, No Problem!

At Infinity Marble, we manufacture beautifully crafted cultured marble, onyx and granite products for a variety of applications, including:

- Vanity Tops
- Bath and Shower Enclosures
- Shower Bases
- Wall Panels/Accessories
- Barrier Free Shower Bases
- Vanity Cabinets
- Wheelchair Ramp Shower Base
- Marble Shower Base for the price of Acrylic

All shower bases strictly meet the requirements of ASTM F 462-1994 non-slip.

Please visit our website for a list of distributors in your area.

If you would like to become a distributor, please contact us.

>> SOURCE IT

OTTAWA HOME & GARDEN SHOW

Conveniently located in the spacious EY Centre, The Ottawa Home & Garden Show is back with an incredible lineup of prestigious, innovative and ever-green focused exhibitors bringing the best and latest in indoor and outdoor living.

The ever popular State Farm Main Stage, presented by Rogers Television, will feature Canada's well-loved personalities - look for Andrew Downward, Penny Southam, Lee-Ann Lacroix, Mary Taggart, Kevin Cochrane, among other favourite celebrities to talk, cook and present up a spring shower of fun and fascinating facts and features over

the March 20-23 Home & Garden Show weekend!

For more information please visit www.ottawahomeshow.com

(Please see ad on page 55)

ENERGY SOLUTIONS IN CHALLENGING TIMES GREEN PRODUCTS FOR INCREASED EFFICIENCY

Speak to the staff at Brady's Pools about the opportunities to save money with your pool pump!

Of course, a pump needs to run in order to have your pool water filtered, heated and chlorinated. On a properly plumbed pool, this can be done with a timer or at reduced speed. The drawback with a timer is that the pump may be timed off for too long resulting

in damage to your water quality. A better choice is a dual or variable speed model.

With a dual speed pump, the consumer can save up to 60 per cent on operating costs, while a variable-speed drive (VSD) can deliver savings between

70-90 per cent. Variable speed pumps provide the ability to turn up or down the volume of water flow. Doing this can provide drastic energy savings and if so equipped, to achieve a specific effect on a water feature. Hayward offers models that include timers, or clocks and can automatically adjust the volume of water. Tip: Chances are good that you already have a Super Pump, most common pump in North America. This can be easily switched to a Super Pump Variable Speed model!

Variable speed pumps do cost more than a traditional single speed pump however, properly sized and operated your payback period could be within one season. For each year thereafter, you're effectively earning money!

To see your specific energy savings and payback period at: <http://www.haywardcanada.com/inground/products/energysolutions/calculator/console.cfm?pr=0&zipCode=k2h5z2&email=>

Note: the energy rate in Ontario is actually at 12 c/KWH!
Brady's Pools, 2155 Robertson Road, Nepean
613.820.7556 • www.bradyspool.com (Please see ad on page 71)

A MISCELLANY OF THE NEW, NEAT, UNIQUE, AND FABULOUS IN OTTAWA AND THE SURROUNDING AREA

CONCEPT . DESIGN . MANUFACTURE . INSTALLATION

7j DESIGN is an Ottawa design and renovation firm that has been creating extraordinary architectural interiors and exteriors for over 25 years. Specializing in renovations and redesign of kitchens, bathrooms, basements and outdoor spaces, we design and manage projects from concept through to completion, all while ensuring excellence and a hassle-free experience.

Working with you, the client, 7J DESIGN provides a beautifully executed space which suits your lifestyle and needs. Beginning with an in-house consultation we work through the design, development and completion phases of each project with a focus on details.

Our team includes specialized renovation and construction professionals, including: plumbers, electricians, framers, cabinet makers, and flooring specialists. We are committed to the highest level of professional standards in our industry and to ensuring that the job is done promptly, right, and stylishly.

7j Design • 613.592.3103 • 613.286.4143 • 7jdesign.com

(Please see ad on page 21)

MR KITCHENS

For over 25 years MR Kitchens has been committed to the design and manufacturing of kitchens that appeal to your senses on all levels. Through a free consultation process, the dynamic designers at MR Kitchens apply their skills to assess your space and review your needs and wants, to achieve a solution contained within your budget parameters. Our goal is to create kitchens that "feel right", that are reflective of your personality and in tune with your lifestyle, while maximizing function and versatility. The design must make sense for your home in style, function, and price point.

Since we manufacture our own cabinets we are able to ensure that quality controls and cost efficiencies are achieved, which means high quality products and better prices for you. Our friendly service department coordinates production, delivery, and installation timelines to ensure your schedules are met. We are constantly striving to incorporate environmentally friendly products and technologies into our processes. We source Canadian suppliers and manufacture locally. An MR Kitchen not only adds value to your home, it contributes to our local and national economy.

Your kitchen is an important investment, we care as much as you do that it is done right.

2131 St Joseph Blvd, Orleans / 296 Entreprise St, Vars
www.mrkitchens.ca (Please see ad on page 37)



You've loved our bathrooms and kitchens for

over **25** years

Come see our newly
renovated showroom for
hundreds of design ideas.

Thousands of bathrooms
and kitchens successfully
designed and renovated.



Family owned and operated, serving the Ottawa area for over 25 years.



Westend Bath
& Kitchen Centre

Complete design and installation services
8000 sq. ft. showroom
Quality products | Professional installers
In-home consultations | Written guarantees



1660 Woodward Drive | (613) 226-7701 | www.westendbathandkitchen.com
Showroom Hours: Mon.-Fri. 9 am - 6 pm | Sat. 9 am - 5 pm | Sun. closed

WORKING *like a dog*

WRITTEN BY SARAH HOY
PHOTOGRAPHY BY JESSICA DEEKS



We all love our dogs. They are man's best friend after all. While some of us have to leave our beloved pets at home for the day, these Ottawa business owners take their dogs to the office.

◀ Gina Purcell and Gaston, a Shih-Tzu Urban Era Stone

HOW OFTEN IS GASTON IN THE OFFICE WITH YOU? Pretty much every day. I just adore him and many customers look forward to seeing him. He loves when they fuss over him. When he isn't at work he is missed and people will ask for him. He's very patient and loves to be around people.

DOES HE DISTRACT YOU FROM YOUR WORK? Occasionally, but only because he's so cute. He's like a living, breathing teddy bear and he makes us all smile. He also has me wrapped around his paw. He knows how to get my attention, plus he's only one so he still has the playful puppy in him. His favourite toy at Urban is a green dragon that squeaks. He runs like a wild man through the showroom with it, shaking it and hoping someone will take notice and chase him a bit. Which isn't always the best when we are on the phone!

WHERE DOES HE SIT DURING THE DAY? Gaston has his own office chair that sits beside me. He thinks he is a person. Gaston knows how to say Mom or Momma – everyone laughs and says we are crazy! He also has a comfy dog bed he likes to lay in under my desk or he will sit in front of the door and watch the activity outside waiting for someone to come in.



▲ Luc Crawford with Rio, a Havanese Luc Crawford Design Inc.

WHY DO YOU TAKE RIO TO WORK? I think that bringing Rio to the office can be beneficial for the company and the employees. He has increased morale and productivity and makes the employees happier. Having him around reduces the level of stress and lightens the mood.

WHAT DO YOUR CLIENTS SAY ABOUT RIO? All of our clients love Rio! He is a really social dog and loves to make friends with our entire clientele. Dog lovers get particularly attached to him. Some of them even spoil him by giving him treats!

HOW DOES HE GREET PEOPLE? As soon as Rio hears the door open he runs to greet the visitor, requesting attention. He always makes a point to show his excitement when new people join us at the office. *Continued on page 66*



◀ Caroline
Castrucci with
Bruno and Nero,
Dorkies (a Dachshund and
Yorkie cross)

Laurysen Kitchens

**WHERE DO BRUNO AND
NERO HANG OUT AT
LAURYSSEN?** Bruno and Nero
are in my gated office while I
work during the day.

**HOW DO THEY SPEND
THEIR DAY?** They lounge
around all day, either on my
lap, or on their Spiderman
couch (a purchase of
Caroline's especially for the
dogs) or they play with their
toys around the office.

**HOW DOES IT HELP YOU
TO HAVE THE DOGS AT
WORK WITH YOU?** It helps
because I have to get up and
let them out, so it gives me a
break from my computer. It's
great when I have people in
my office because they play
with them and that gives me
(in most cases) an instant
connection. It's a great stress
reliever too! *Continued on page 68*



FLORAL DESIGN
LANDSCAPING,
POOLS AND
Nursery

complete landscape design for your lifestyle



2013 Canadian Design & Construction
Gold Award Winner
Pool & Hot Tub Council of Canada



2013 Canadian Design & Construction
Silver Award Winner
Pool & Hot Tub Council of Canada

nursery | 613-314-4125
open 7 days a week | 9am-5pm
april to november
2860 donnelly drive, kemptville

New! Come see our selection of hot tubs to compliment your landscape design.

design office | 613-258-7270
design cell | 613-761-0952

floraldesignlandscaping.com



▲ Greg Gaylord and Tia,
a Pomichon (a Pomeranian/Bichon mix)
Gaylord Hardwood Flooring

WHAT DOES TIA DO IN THE OFFICE? Accounts receivable and security. Just kidding. She mostly just lays in her bed.

HOW DOES SHE GREET CLIENTS? Sometimes with a few barks if she's startled, but she mostly just gets out of her bed, stretches out and then walks over to them.

DOES SHE HAVE A SPECIAL PLACE IN THE OFFICE? She has a fancy leopard-print sofa, which sits by my feet in my office.

▼ Fred Carmosino, Brian Saumure and Coco, a Portuguese Water Dog
Maple Leaf Custom Homes

TELL US A LITTLE ABOUT HOW COCO ENDED UP IN YOUR OFFICE. We constructed a house in Dunrobin, on the street where our office was located, for clients who also happened to be related to Brian's partner. A year after they moved in, Coco seemed to develop some separation anxiety. To help Coco with her anxiety her family decided to try leaving Coco at Brian's place (where she stayed upstairs, out of the office environment). It wasn't long before she had migrated down to the office space. She's pretty much been here ever since. Like most other members of the Maple Leaf team, she reports to work in the morning, puts in a full day and gets picked up after work.

WHAT DOES COCO DO IN THE OFFICE ALL DAY? Coco drives us crazy... in a good way. She basically relaxes. When she's not relaxing she's clawing the door to get out or clawing the door to get in. She has assumed ownership of one specific chair at the meeting table. If her chair is tucked in she'll moan until someone adjusts the chair so she can sit in it.

DOES SHE CAUSE MISCHIEF IN THE OFFICE? Coco, like most dogs, has a nose for food. However, unlike some dogs, she's relentless in her pursuit to get it. We often find her digging through garbage looking for wrappers. Other than her neurotic behaviour, going in and out of the office all day, she's pretty good. **OH**





Strawberry CUSTARD PIE

BY MARIA DASILVA
PHOTOGRAPHY BY SCOTT HUNTER

What better way to usher in spring than with this decadent berry-topped pie? An orange vanilla-scented custard is the perfect vehicle for a mound of pure strawberry love. It's the perfect pie to end an early summer meal on the deck.

You'll want to use the easy no-bake crust and custard base again and again throughout the summer. Simply substitute the strawberries with other fresh, seasonal berries – blueberries, raspberries and blackberries will all work beautifully.

For the smoothest, creamiest, shiniest custard every time, be sure to cook the mixture over medium heat, whisking constantly, just until it begins to thicken (don't worry if it looks a little runny or loose, it will set completely in the fridge as it cools) and strain it through the finest mesh sieve you've got. You can make the crust and custard base up to 24 hours before topping with the strawberries if you're planning to make this for a stress-free special occasion. Keep it covered and refrigerated and top with the berries just before serving.

CRUST:

1¼ cups graham wafer crumbs

⅓ cup butter, melted

ORANGE VANILLA CUSTARD:

½ cup whipping cream

⅓ cup sugar

2 tbsp cornstarch

4 large egg yolks, and 2 large eggs

1 tsp vanilla extract

1¼ cups 2% milk

1 tsp orange zest

STRAWBERRY TOPPING:

4 cups hulled halved strawberries

1 tbsp sugar

1 tsp white or regular balsamic vinegar

The Home of the Self Cleaning Hot Tub

HYDROPOOL
hot tubs • swim spas

20th ANNIVERSARY 1994-2014
Brady's
POOL & SPA CARE

pool openings and closings • liner replacements
supplies & chemicals • pool & spa repairs
2155 Robertson Road, Nepean
613-820-7556 | www.bradyspool.com

SICIS
THE ART MOSAIC FACTORY

EURO
TILE & STONE

3103 Hawthorne Rd
Ottawa
613.244.4315
eurotilestone.com

VISIT US AT OUR NEW LOCATION

designing your perfect poolscape



PHOTOS COURTESY OF BLUE DIAMOND POOLS & LANDSCAPING

BY MELANIE REKOLA

Congratulations! You've decided to take the plunge and embark on the journey of transforming your ho-hum backyard into a lush oasis housing an all-important pool. Due to its absolute permanency, pool choice and placement can be a daunting task. But take heart, follow these steps and you'll be on the right path.

Use of Living Space

Begin your planning by considering how you live and play. Do you love to soak up the sun, or lounge in the shade? Areas for sun bathing need to face south or west whereas eating and casual seating areas are generally located in the shaded area, either through a pergola, gazebo or shade from the house. Do you love to entertain guests and host large dinner parties? You will likely need an outdoor kitchen and table for eight-to-10, plus you'll need to be sure there is enough room for circulating visitors. Do you require a spa or cabana, and where will the pool equipment go? For your pool's proper placement and the related patio space you will have to consider these questions carefully and consult your municipality's bylaws for related info.

Contemporary, Curvaceous or Classic?

Your home and décor will give you cues to decide which style best suits you, but lifestyle also plays a role.

Do you appreciate straight lines, clean textures and bold contrast? This would be considered modern pool taste. These contemporary pools have large, wide steps with deep treads for sitting or lounging and a monochromatic planting scheme. Active people may appreciate this style and choose a long, narrow rectangular sport pool of a single depth.

Do you prefer pond-like pools with natural looking waterfalls and lush plantings? This curvaceous style is more causal and mimics waterscapes found in nature. Families that have children of a variety of ages may choose a large, curvy pool with a deep end and water slide to keep the whole brood entertained.

Maybe classic elegance is more your taste? Similar to the contemporary setting, classic pool design is usually rectangular or Roman-ended, also with straight lines but with little contrast. The gardens are often highly manicured, with sculpted hedges and lawn.

Stairs, Entryways & Gates

It is amazing how much patio area gets eaten up in the access points. Careful contemplation must be put towards the size and placement of steps inside and outside of the pool. Consider how the pool area will be accessed, how it will be fenced and where the gates will be. For properties with large-grade changes, terracing the patio and gardens may be a nicer option than a long flight of stairs, but keep in mind railings will likely be required.

The View

Do you have a stunning panorama view to highlight, or an unsightly neighbour's shed to mask? Perhaps a lovely infinity edge pool would bring the vista to focus, while a grouping of large emerald cedars could take care

of that ugly storage house. Also ponder the views from within your house. Privacy issues also need to be addressed, especially in areas meant for sun bathing, seating/dining and around the hot tub.

Budget

Though this step may not be so enjoyable, it's important to establish a budget range. Once you get the proper footprint of what you need for pool and living space, it will come down to material choices that can make or break the bank. There are also situations that by spending more initially you'll save in the long run, say, by installing an insulated pool bottom to save on heating costs. Knowing your options is vital.

The Options & Accessories


There are many exciting possibilities in today's marketplace to truly customize your backyard setting. Considering that pools are often used in the evening equally to sunlit hours makes landscape and pool lighting almost an essential component. Water or fire features can really give your piece of heaven the focal point it needs. Do you desire an automated maintenance system, a diving rock or perchance a high-velocity jet for laps or wake boarding? Perhaps you are ecologically-conscious and would prefer the natural filtration of a swim pond instead of saltwater. All of these possibilities need to be explored.

Having a scaled 2D landscape design is a pertinent part of any large landscape project. It helps you make the majority of your decisions before the construction process begins and is a crucial communication tool. A 3D drawing can also be particularly helpful to illustrate in a real time perspective. Professional help is available and many pool builders include their landscape design service by an "in-house" designer or you can choose to hire an independent. Any way you decide, having a proper design will help keep the creation of your personal paradise on track and on budget. **OH**

Melanie is a certified horticulturalist and landscape designer.



Design • Build



Ottawa Pool & Patio Ltd.
Serving the Ottawa and Gatineau Region since 1979!
300 Earl Grey Drive, Kanata, ON 613-599-1320
ottawapoolandpatio.ca

Is your mother or your best friend an accredited CDECA Member?
Get your decorating advice from the professionals.
Save time. Save money.
Get it right the first time.



www.cdeca.com 1.866.878.2155 info@cdeca.com

CDECA
Canadian Decorators' Association

 **saveONenergy™**
peaksaver PLUS®



Stay comfortable with **peaksaver PLUS®**

One in four eligible Ottawa homes are already enjoying the benefits of **peaksaver PLUS**.



- Get a free programmable thermostat.
- Enjoy online access to your thermostat controls.
- See electricity use in real-time with an in-home energy display.

It's all FREE!

Call **1-866-813-2226** or visit
peaksaverPLUS.net



Participation in the **peaksaver PLUS**® program is subject to terms and conditions, which can be viewed at saveONenergy.ca. Funded by the Ontario Power Authority and offered by Hydro Ottawa. A mark of the Province of Ontario protected under Canadian trade-mark law. Used under sublicense. ®Official Mark of the Ontario Power Authority. Used under licence. **peaksaver PLUS**® is a registered trade-mark of Toronto Hydro Corporation. Used under licence. Must have a central air conditioner in good working order to participate. Limited time offer.

OUR HOMES attracts the area's finest businesses to advertise in our pages, and utilize our unparalleled distribution and coffee-table appeal to market their products and services. We're making it easier for you, our readers, to become educated as you plan your home-and real estate-related purchasing decisions. View these business ads online at www.ourhomesmagazine.com/ottawa

The listings below are organized alphabetically by industry.

ARCHITECTS/ARCHITECTURAL DESIGN

CHUCK MILLS RESIDENTIAL DESIGN & DEVELOPMENT *Page 37*

AUTO DEALER

JIM KEAY FORD LINCOLN *Page 79*

BUILDERS

DISCOVERY DREAM HOMES *Page 39*
GREENMARK BUILDERS INC. *Page 51*
LUXART HOMES *Page 8*
MAPLE LEAF CUSTOM HOMES *Page 28*
MINTO COMMUNITIES *Page 13, 24*
OAKWOOD *Page 80*
PATTERSON HOMES *Page 37*

BUILDING/LANDSCAPING SUPPLIES

FRANK BUILDING SUPPLIES *Page 51*
RICHMOND HOME HARDWARE DESIGN CENTRE *Page 45*

COUNTERTOPS/GRANITE/CONCRETE & STONE/TILE

CERAGRES TILE GROUP *Page 15*
EURO TILE & STONE *Page 71*
INFINITY MARBLE *Page 61*
URBAN ERA STONE *Page 7*

CUSTOM CABINETS

BOISERIE SÉBO WOODWORK INC. *Page 51*
COPPERSTONE KITCHENS *Page 3, 60*
DESLAURIER CUSTOM CABINETS *Page 9*
KITCHEN CRAFT CABINETRY *Page 19*
LAURYSSEN KITCHENS *Page 25*
MR KITCHENS *Page 37, 62*

DESIGNERS/DECORATORS

7J DESIGN *Page 21, 62*
CANADIAN DECORATORS' ASSOCIATION *Page 74*
DECORATING DEN INTERIORS *Page 13*
LUC CRAWFORD DESIGN *Page 45*

FINE WOODWORKING

HOUSE OF FINE CARPENTRY *Page 28*

FIREPLACES & STOVES

HUBERT'S FIREPLACE CONSULTATION + DESIGN *Page 2*

FLOORING, STAIRS & TRIM

BARWOOD FLOORING *Page 19*
GAYLORD HARDWOOD FLOORING *Page 5*
INTERSTONE *Page 77*
LOGS END *Page 11*
OTTAWA DIAMOND FLOORING *Page 57*
OTTAWA VALLEY HANDRAILING COMPANY LTD. *Page 4*
RICHMOND HOME HARDWARE DESIGN CENTRE *Page 45*
URBAN STAIRS & RAILS *Page 6*
WESTBORO FLOORING *Page 18*

FOOD/DRINK/CATERING/BUTCHERY

THE UNREFINED OLIVE *Page 6*

FURNITURE & HOME DECOR

BLUEPRINT HOME *Page 10*
DECORATING DEN INTERIORS *Page 13*
GREYHORNE INTERIORS *Page 24*
HANDSTONE FURNITURE *Page 41*
JUST IMAGINE HOME & GARDEN DECOR *Page 6*
MARIE ANTOINETTE *Page 41*
MY HOME FURNITURE *Page 21*
SUEDE CONTEMPORARY INTERIORS *Page 21*

GLASS & GLASS DESIGN

MIRROR WORKS *Page 45*

HEATING & COOLING/PLUMBING

HYDRO OTTAWA - PEAKSAVER PLUS *Page 74*

HOME ENTERTAINMENT

STEREO PLUS & DESIGN *Page 61*

HOME IMPROVEMENTS/RENOVATIONS

GREENMARK BUILDERS INC. *Page 51*
OAKWOOD *Page 80*
PATTERSON HOMES *Page 37*

KITCHEN AND BATH

BOISERIE SÉBO WOODWORK INC. *Page 51*
COPPERSTONE KITCHENS *Page 3, 60*
DESLAURIER CUSTOM CABINETS *Page 9*
KITCHEN CRAFT CABINETRY *Page 19*
LAURYSSEN KITCHENS *Page 25*
MR KITCHENS *Page 37, 62*
PARADISE BATH & KITCHEN *Page 53*
WESTEND BATH & KITCHEN CENTRE *Page 63*

LANDSCAPE DESIGN/LANDSCAPING/LAWN & GARDEN

ARTISTIC LANDSCAPE DESIGNS LTD. *Page 43*
FLORAL DESIGN LANDSCAPING *Page 67*
YARDS UNLIMITED *Page 18*

LIGHTING

MARCHAND ELECTRIC *Page 11*

MOVING/SELF STORAGE

DYMON SELF STORAGE *Page 29*

NEW HOME COMMUNITIES

DISCOVERY DREAM HOMES *Page 39*
GREENMARK BUILDERS INC. *Page 51*
LUXART HOMES *Page 8*
MINTO COMMUNITIES *Page 13, 24*
WILLIAM'S COURT KANATA LAKES APARTMENTS *Page 17*

NON PROFIT ORGANIZATIONS

CANADIAN DECORATORS' ASSOCIATION *Page 74*
FRIENDS OF HOSPICE *Page 11, 60*

POOLS/HOT TUBS/SAUNAS/SPAS

BRADY'S POOL AND SPA CARE *Page 62, 71*
OTTAWA POOL & PATIO *Page 74*

REAL ESTATE

COLDWELL BANKER - VANESSA VALLEE *Page 25*

SPECIAL EVENTS

8TH ANNUAL GIRLS NIGHT OUT - FRIENDS OF HOSPICE *Page 11, 60*
OTTAWA HOME & GARDEN SHOW *Page 55, 62*

UTILITIES

HYDRO OTTAWA - PEAKSAVER PLUS *Page 74*

WINDOWS & DOORS

MIRROR WORKS *Page 45*
OTTAWA WINDOWS & DOORS *Page 4, 60*

OUR HOMES is committed to ensuring the businesses above appear under the correct headings. To make a correction, or to have your business listed under more than one heading, please email beth@ourhomesmagazine.com. To have your business listed in our Home Resource Directory, call 613.519.1609 ext. 100 to advertise.

CURB APPEAL

BY YANIC SIMARD



PHOTO BY BRANDON BARRE

Once again doors are opening up to the outside world. Celebrating your outdoor space and paying a little attention to your exteriors can dramatically increase the value of your property, while also giving you much more room to live in. To make sure your front door sets the right tone every time you come home, here are my top tips for maximum curb appeal.

LIGHTING

One of the most overlooked keys to unlocking your home's exterior potential is well thought-out lighting. Use layers of light to eliminate harsh shadows for a more welcoming environment at night.

- Line the path to your door with lights to guide both your eye and your guests to the entrance.
- Use a combination of potlights with pendants or sconces (or all three) on the landing or porch to create an even and inviting glow.
- The current trend in pendants is to go big to make a statement, so if you're at all unsure choose a larger lamp and let there really be light!
- Place sconces one-to-two feet lower than the top of your door frame, centred above your mailbox or house numbers (if they are beside the door).
- You can also add a sconce above the door instead of a pendant – choose something bigger or bolder than the lower sconces so it dominates.

FURNITURE

Besides the lighting, you can take many other cues from interior styling when creating an outdoor space. Add a seating grouping around the front door to create a moment to come home to instead of just a pathway to pass through.

- Place a weather-appropriate chair on either side of the door, dressed with a fun, seasonal pillow for colour.
- Then, back each chair with a large shrub or miniature garden arrangement, in a simple but sizeable planter, to create a visual backdrop and add a variety of heights.
- Use a brightly patterned, full-size outdoor rug, layered under the traditional-size door mat, to create a truly welcoming outdoor space.
- If you don't have a path or anywhere to set your seating, Envirotile recycled rubber faux-stone tiles are much lighter than true stone and easy to lay, rearrange or store.



DWR

Jonathan Adler

Hubbardton Forge

PAINT


- Choosing one colour for all of your exterior details can drag down the look – use an accent colour for emphasis to generate interest through contrast.
- Start with a colour a few shades lighter than the siding (or white) for the primary trim moulding – the roof cornice, window trim, doorframes, etc.
- Then, go darker for the shutters and window sashes (the inner frame holding the glass) so they appear deeper, richer and timelessly sophisticated.
- When in doubt, this same accent colour can then dress the door. However, for a fun and modern look, try one of these Benjamin Moore hues:

- 1. Costa Rica Blue #2064-50 for yellow masonry
- 2. Hunter Green #2041-10 for traditional brown brick
- 3. Bright Yellow #2022-30 for grey or white siding

ACCESSORIES:

- For a quick update, start by focusing on the front porch or entry – it's the natural focal point, and the space everyone passes through as they're welcomed inside. A suite of contemporary accessories will refresh new and old homes alike.
- A modern and fun doorbell, mailbox, knocker, door knob and set of numbers work together to give even a very traditional exterior a twist of transitional appeal.
- For an orderly arrangement, line up your mailbox and house numbers on one horizontal centre line across your door, 40 to 42 inches off the ground. Make sure the centre of each is equally far from the door for symmetry. **OH**

Consider investing in a custom-cut number plate – the bespoke look shows that you care about your exterior and gives an upscale atmosphere.



Beauty Written in Stone



NOW OPEN
OUR 3RD LOCATION
IN ONTARIO

Interstone is an exclusive distributor for an assortment of premium marble, granite and stone products, including Cimstone, Compac Marmol and Quartz engineered stone.

Discover over 300 of the finest stone materials from the world's leading quarries, as well as a wide range of porcelain tiles and mosaics.



2730 Swansea Cres, Ottawa, ON K1G 6R8
613.730.1077 • www.interstone.ca

3240 Langstaff Rd, Unit D, Concord, ON L4K 4Z8
905.760.1077 • 1.866.760.1077 • www.interstone.ca

2679 Howard Ave, Windsor, ON N8X 3X2
519.967.9553 • 1.800.581.4259 • www.interstone.ca

finishing touch



Felix I Tolix Style
Tabouret Table Stool
in Distressed Purple,
Crash Industrial
Supply Co.

Delta Hydration Vessel
in Orchid Pink,
Kor Water Inc.



Range in
Radiant Orchid,
BlueStar

Colori 1
Santoku Knife
in purple,
Kuhn Rikon



Rhapsody Wool
Woven Pillow,
Dash & Albert
Rug Company



Rainshower® Icon 150
in Purple,
Grohe Canada Inc.



Cristallo Glass
Black Opal tiles,
Daltile



Recycled Glass Tile
in Acai,
Fireclay Tile

PANTONE'S COLOUR OF THE YEAR RADIANT ORCHID



Upholstery Fabrics
Tree Branch
& Marble Arch
in Fuchsia,
Robert Allen



Paint Colour
Twilight Magenta,
Benjamin Moore

ROCOPO POP
C12810 Purple
Enrico Cassina
Door Lever,
AFFurniture Inc.



Cybil Double Gourd
Glass Lamp in Dark Purple,
Safavieh Home Furnishings



Mandala Chenille
Metallic Carpet
in Purple,
Madeline Weinrib



Giocco 24 Three Drawer Vanity
in Antracite-Violet,
Macral Design Corp.



Wycliff Chair in
Tagori Mulberry,
Brentwood Classics

HELLO...

Allow us to reintroduce ourselves.
We are the original luxury automobile.

**This is a Lincoln
your grandfather wouldn't recognize.**



We invite you to discover and experience
the Lincoln of today!



**THE LINCOLN
MOTOR COMPANY**

JIM KEAY
LINCOLN

1438 Youville Drive
Ottawa (Orleans), ON
jimkeaylincoln.com

613-841-1010

PAUL SHIMON

Lincoln Manager
paulshimon@jimkeayford.com

613-841-2082



Trust OakWood... Mike Holmes Does.

Custom **OakWood**
cabinetry for a
unique yet
affordable look

Beautifully designed
for your lifestyle.

Built to **craftsman**
standards – real
dovetail wood
drawers

Always **on-budget**
with **no surprises.**

Get started with a free QuickQuote™ from Ottawa's Only
Holmes Approved Renovator

OakWood is the first renovator in Canada and the only renovator in Ottawa
to meet the stringent partner requirements set out by Mike Holmes for Home
Improvement and Renovations.

Your Experience is the Difference.

OakWood.ca

613 236 8001



OakWood
Renovation Experts