

SUMMER 2015

STYLE ■ COMFORT ■ IDEAL REAL ESTATE

5-YEAR ANNIVERSARY ISSUE!

ourhomes

T H E C I T Y O F O T T A W A

CUSTOM
GLASS AND
MIRRORS

HAPPY
HOMEOWNERS

STYLE PICKS
FOR THE GARDEN


MODERN
style
IN KANATA

LASTING
MEMORIES ON THE
Ottawa River



GRILLING THE
PERFECT STEAK

Inspiration



Area Rugs



Window Coverings



Hardwood

Coming soon to
HUBERT'S

Fireplace Consultation + Design

Visit us in the heart of Hintonburg.

www.hubertsfireplaces.com | 101 Pinhey St. Ottawa | 613-728-3786

**ORLEANS
CARPET**
FLOORING & DECOR

1449 Youville Drive, Orleans, ON
613-837-9373
www.orleanscarpet.com

**EAGLESON
FLOORING**

500 Eagleson Road, Unit 46, Kanata, ON
613-599-3288
www.eaglesonflooring.com

Serving you since 1987.

View our selection online, or visit our in-store Design Centre!

Happy *Fifth* Anniversary

STYLE • COMFORT • IDEAS • REAL ESTATE

ourhomes

T H E C I T Y O F O T T A W A

Celebrate with us and **WIN**
a prize package worth over **\$1300!**

OUR HOMES Ottawa is excited to celebrate five years of publishing in this great city. We would like to share that excitement with you, our readers, by offering you a chance to win a fantastic prize package in appreciation of your support!

To enter to win, simply provide your feedback about OUR HOMES Ottawa via email and you will automatically be entered into a draw for a prize package valued over \$1300 which includes:

\$500 Gift Certificate
for Gliding Shelf by ECL Improvements

\$300 Gift Certificate
in design services by Catherine Pulcine
of Decorating Den Interiors

Framed Wall Art
donated by Decorating Den Interiors (valued at \$250)

Two Flameless Candles
from Just Imagine


\$100 Gift Certificate
from Urban Barn

Wine Tour Package
including a tour, tasting and a bottle of wine from
Domaine Perrault Winery (valued at \$100)

Two Year Subscription
to OUR HOMES Ottawa

A huge thank you to our generous sponsors for providing us with these amazing prizes! The winner will be drawn on the 1st of August and published in the upcoming Fall 2015 issue of OUR HOMES Ottawa.

Email **Beth.Charbonneau@ourhomes.ca** with your comments today! Contest closes July 15, 2015.



Closer

a closer commute / closer to shops
closer to owning

With the Tanger Outlets, Canadian Tire Centre and Kanata Centrum within easy distance, Minto Arcadia gives you the contemporary, spacious home you need, with the convenient urban lifestyle you want.

Townhomes
from the
\$240's

Single Family Homes
from the
\$330's

ARCADIA
KANATA

MintoArcadia.com


SALES CENTRE:
T: 613.788.2770 | 380 Huntmar Drive, Kanata

HOURS:
Monday to Thursday: 12pm-8pm
Friday: closed | Weekends & Holidays: 11am-6pm

*On select units only. E. & O.E. Prices and specifications are subject to change without notice. Restrictions apply.

SHOW HOME TOURS NOW AVAILABLE

MINTO.COM



1984
Installing handrails in the Greater Ottawa region for over 30 years.
new home builds | home renovations

OTTAWA  VALLEY
HANDRAILING
COMPANY LTD

613.727.0680 | ottawavalleyhandrailing.ca
Come visit our showroom at 165 Colonnade Rd. S.

Our floorplans make sense.

BLACKSTONE
— IN KANATA SOUTH —

RICHARDSON
— RIDGE —
AT KANATA LAKES

LONGFIELDS
— AT BARRHAVEN —

Built for real life.
CARDELHOMES.COM

CARDEL
HOMES

Get The OHA Advantage...

Most construction companies operate in the same way: a marketing team provides you with a free estimate and a sales pitch, but once a contract is signed and the work begins, the company is out of the picture and your project is placed in the hands of subcontractors you've never met. OHA is different. We own the company, and we do the work; the same people who come to your home for the initial consultation will be the ones holding the tools when your project begins.



"Their professional attention to detail and extraordinary workmanship is reflected in a stunning renovation and addition. Without hesitation, we have recommended Ottawa Home Additions to others and will continue to do so."

J. Ruest

- Kitchen Extensions
- Carports & Garages
 - In-law-suites
- Second Floor Additions
- Sunroom Additions



Ottawa Home Additions.com

1568 Merivale Rd, Ottawa
(613) 295-7398

OttawaHomeAdditions.com



REGIONAL PUBLISHER/FRANCHISE OWNER Melkay Media Inc.
Beth Charbonneau
 613.519.1609 ext. 100, Cell: 613.327.1923
 beth.charbonneau@ourhomes.ca

REGIONAL MANAGING EDITOR Sarah Hoy
 sarah.hoy@ourhomes.ca

REGIONAL PRODUCTION MANAGER Kelly Donaldson
 kelly.donaldson@ourhomes.ca

MARKETING & ADVERTISING Beth Charbonneau
 613.519.1609 ext. 100, Cell: 613.327.1923
 Mike Beard, 613.519.1609 ext. 103
 Cell: 613.324.3404 mike.beard@ourhomes.ca

OUR HOMES™ is a registered trademark of OUR HOMES MEDIA GROUP INC.
 OUR HOMES™ The City Of Ottawa is published four times a year by Melkay Media Inc.
 under the license of OUR HOMES MEDIA GROUP INC.

OUR HOMES™ is distributed via free pick up to residents of Ottawa. Copies of
 OUR HOMES™ are available for free pick up at high traffic locations throughout the region.
 OUR HOMES™ is distributed throughout select neighbourhoods, professional offices and
 to select business establishments via direct mail and can be viewed online at
 ourhomes.ca/ottawa

Please send all letters and/or feedback to OUR HOMES™ Magazine, 11 - 300 Earl Grey Dr.,
 Suite 209, Kanata, Ontario K2T 1C1. Or email us at editor@ourhomes.ca. All letters received are
 subject to editing for grammar and length. If undelivered, return to above address.

OUR HOMES MEDIA GROUP INC:

EDITORIAL

EDITOR-IN-CHIEF Georgette McCulloch
 georgette.mcculloch@ourhomes.ca

ASSOCIATE & WEB EDITOR Julie Simmonds
 julie.simmonds@ourhomes.ca

MANAGING EDITORS Nancy Belgue,
 Adrienne Brown, Pauline Clark,
 Laurel Fortin, Walter Franczyk,
 Mary Hatt, Sarah Hoy, Gina Makkar,
 Georgette McCulloch, Annette McLeod,
 Melissa North, Jay Robinson,
 Jennifer Schleich, Melody Wren

ART

ART DIRECTOR Tara Chattell
 tara.chattell@ourhomes.ca

ASSOCIATE ART DIRECTORS
 Sheila Britton, Georgie Donais

PRODUCTION

PRODUCTION DIRECTOR Lynn Derrick
 lynn.derrick@ourhomes.ca

PRODUCTION MANAGERS
 Julia Dempsey, Kelly Donaldson,
 Marilyn Reid, Abby Reynolds,
 Tracy Shuttleworth, Andrea Wray

OPERATIONS

PRESIDENT & CEO David Loopstra
 david.loopstra@ourhomes.ca

ACCOUNTING Donna Duggan
ADMINISTRATIVE ASSISTANT Lisa Merrell

CONTRIBUTORS

Morgan Barnes, Brandon Barre, Adrienne Brown, Jessica Deeks,
 Walter Franczyk, Lynda Graveline, Sandie Hewson, Sarah Hoy, Stephanie Redmond,
 Melanie Rekola, Jennifer Schleich, Yanic Simard, Heather Wright

Advertisements and the content, including photos, of advertisements published within OUR HOMES
 magazine are supplied solely by the advertiser and neither the publisher nor OUR HOMES Media
 Group Inc. accept responsibility for opinions expressed in advertisements or for copyright issues with
 regards to photos, advertising copy and advertisements, nor shall they be held liable thereby. By act
 of reading this publication, all advertisers and readers agree to indemnify and hold harmless both
 OUR HOMES Media Group Inc., and the publisher thereby. Copyright ©2015 OUR HOMES Media
 Group Inc. All rights reserved. Reproduction without permission is prohibited.

OUR HOMES CAN BE FOUND IN THE FOLLOWING MARKETS:

Barrie • Durham Region • Grey Bruce • Hamilton • London
 Mississauga • Muskoka • Niagara Region • Oakville/Burlington/Milton • Ottawa
 Peterborough • Sault Ste. Marie & Algoma • Southern Georgian Bay • Vaughan
 Region of Waterloo • Wellington County/Orangeville/Caledon • Windsor

For franchise inquiries please visit ourhomes.ca
 Or email David Loopstra at david.loopstra@ourhomes.ca



Trusted for
over
25 Years!



Visit our NEW SHOWROOM!

You will experience amazing kitchen possibilities and
 exceptional service from our design and installation teams...guaranteed!



430 Hazeldean Road, Unit 2, Kanata | 613.521.6966

www.spectrumkitchens.ca





SUMMER 2015! It's finally summer, the sun is shining, our gardens are blooming and it is time to gather with friends and family on the patio.

This summer is a special one for OUR HOMES The City of Ottawa. It's our fifth birthday (I hope there's cake!). When I joined the magazine three years ago, OUR HOMES was already a household name thanks to the amazing work of previous publishers and my predecessor, Lise. When I was offered the position as Managing Editor, I may have jumped around and done a little happy dance. This really is a great magazine to work for and I couldn't wait to discover all the gorgeous homes in the Nation's Capital.

This birthday we raise a glass to all those people behind the scenes – Beth, our wonderful Publisher who is pushing this magazine to the next level and our head office, where everyone is a joy to work with. I have to give a very special thanks to the amazing writers and photographers who do such an amazing job at capturing the beauty we have in the city. Without your hours of writing, editing and photographing we wouldn't have the magazine we do. Also, thank you to all the local businesses and homeowners who welcome us into your wonderful spaces. I can honestly say, it is a pleasure.

Please take this magazine outside, sit back on a lounge and enjoy the summer sun while reading all the great articles we have for you in this issue. Two beautiful homes, business spotlights and happy homeowners.

Cheers to the next five years.

Sarah Hoy, *Managing Editor*
sarah.hoy@ourhomes.ca

Follow us nationally
@OurHomesMag

Beauty Written in Stone



**NOW OPEN
OUR 3RD LOCATION
IN ONTARIO**



Interstone is an exclusive distributor for an assortment of premium marble, granite and stone products, including Cimstone, Compac Marmol and Quartz engineered stone.

Discover over 300 of the finest stone materials from the world's leading quarries, as well as a wide range of porcelain tiles and mosaics.

 **INTERSTONE**
MARBLE AND GRANITE LIMITED
IMPORTERS AND DISTRIBUTORS


2730 Swansea Cres, Ottawa, ON K1G 6R8
613.730.1077 • www.interstone.ca

3240 Langstaff Rd, Unit D, Concord, ON L4K 4Z8
905.760.1077 • 1.866.760.1077 • www.interstone.ca

2679 Howard Ave, Windsor, ON N8X 3X2
519.967.9553 • 1.800.581.4259 • www.interstone.ca

contents

summer



ON THE COVER

A Cottage With Family Foundations. Story, Page 24
Photography By Jessica Deeks.

20



departments


- 10 EDITOR'S NOTE
- 14 PUBLISHER'S NOTE
- 16 FEEDBACK
- 18 ADVICE
A Look At Quirky Colour Palettes
- 20 STYLE PICKS
The Living Is Easy Outside
- 32 COMFORT ZONE
Glass And Mirrors
- 56 PEOPLE
Ottawa's Happy Homeowners
- 65 HOME RESOURCE DIRECTORY
- 70 FINISHING TOUCH
Oh Canada! Our Flag Turns 50

features

- 22 DECORATING
A Pet-Friendly Home
- FEATURE HOMES
- 24 A Cottage of Memories
- 38 Designer's Sophisticated Style
- 48 DESIGN IDEAS
Fall In Love With Mixed Metals
- 52 GARDENING
Attract Hummingbirds To Your Garden
- 54 COOKING AT HOME
Grilling The Perfect Steak
- 62 REAL ESTATE
A Look Into Summer Homes
- 66 OUTDOOR LIVING
Soak Up The Sun On A Lounger



22



24



38



Celebrating over 50 years of excellence, Barwood Flooring is Ottawa's Premier leading flooring specialist. Our Showroom, located in Nepean, will mesmerize you with a wide array of the finest quality of flooring selections such as **HARDWOOD, CORK, LAMINATE, LEATHER, HAND-SCRAPED, ENGINEERED, VINYL, STAIR REFACING** to reflect your home's sophistication and to suit every style and budget. Our sales consultants are highly knowledgeable with our products and will respond to any of your questions. Estimates are FREE. Our warehouse is a humidity-controlled environment, unique in Ontario.

BARWOOD FLOORING

"Flooring for life."

ONE MAIN LOCATION TO SERVE YOU:
155 Colonnade Road S, NEPEAN | T: 613-225-0296
www.barwoodflooring.com



Hardwood Floors

Sweet Memories - Handcrafted Red Oak - Hopscotch



FIVE YEARS AGO, OUR HOMES The City of Ottawa published its premiere issue. I applaud the mettle of founding publishers Sharon Davies and Janine Kivell, who took the leap and began sharing stories of remarkable people and wonderful homes from our local community.

When I was first presented with the opportunity to become the owner and publisher of this remarkable magazine, I was delighted to meet so many people who were enthusiastic readers – some had even accumulated a catalogue of past issues! Since then, it's been a joy to meet the local businesses who support our publication, and the loyal readers who make a point of picking up the latest issue each season. We are very thankful, too, for the many families who have opened their doors to share their homes and ideas.

We couldn't celebrate an anniversary without thanking all of the professional individuals involved in putting together each issue, including our photographers and writers. Our Managing Editor Sarah Hoy is the backbone of OUR HOMES Ottawa, overseeing

all of our editorial content and features. The consistently high standard of our editorial and photographic material is a testament to her passion and hard work. Also, the support of the management and staff at OUR HOMES' head office makes it all possible!

Five years is an achievement to celebrate, yet it is such a short period of time compared to the longevity of many Ottawa businesses. We look forward to meeting our growing readership by expanding to more pick-up locations and continuing to bring you fabulous homes to peek into and inspire your love of all things home.

With Gratitude,

Beth Charbonneau

Beth Charbonneau, *Publisher*
beth.charbonneau@ourhomes.ca

f Like us on Facebook at
facebook.com/OurHomesOttawa
t Follow us locally @OurHomesOttawa

QUINN'S POINTE
BARRHAVEN

NOW OPEN

Introducing Barrhaven's newest community

A community built on 60 years of tradition. Minto Quinn's Pointe features never-before-seen home designs including 3 new Single Family Homes and our all-new Executive Townhomes.

Avenue Townhomes are now available for the first time in Barrhaven!

MintoQuinnsPointe.com

SALES CENTRE: 4005 STRANDHERD DR.



THE JEFFERSON
1,744 sq. ft.

- Tremendous value
30' corner lot design
- Double car garage



THE GEORGIAN
2,349 sq. ft.

- Traditional style living and dining rooms
- 4 bedrooms



THE OKANAGAN
3,300 sq. ft.

- Modern & spacious,
Single Family Home
- 5 bedroom option
- Circular staircase



NEW EXECUTIVE TOWNHOMES
1,600 sq. ft. – 2,091 sq. ft.

- 9' ceilings on main floor
- Large open layouts
- Finished basements

SINGLE FAMILY HOMES
Starting from the \$330s

TOWNHOMES
Starting from the \$240s

SHOWHOME TOURS NOW AVAILABLE

MINTO.COM



THREE SHOWROOMS TO SERVE YOU BETTER



**NEPEAN
DESIGN CENTER**
1877 MERIVALE RD,
OTTAWA, ON.
613-225-5555



**ORLEANS
DESIGN CENTER**
2131 ST JOSEPH BLVD
ORLEANS, ON.
613.225.5555



**VARB
DESIGN CENTER &
MANUFACTURING PLANT**
296 ENTREPRISE ST.
VARB, ON.
613.443.3399

www.mrkitchens.ca

feedback

WHAT DO YOU THINK?

We love to hear what you have to say about OUR HOMES The City of Ottawa. We thought we would share some of our recent feedback. Enjoy!

Happy five-year anniversary to OUR HOMES! We've been advertising with OUR HOMES for the last four years and the experience has been fantastic. From designing high quality and visually appealing ads for us to ensuring that we have suitable placement for our two companies within the magazine, Beth and her team have done a great job. We've tried placing ads in other publications but the feedback and lead generation from OUR HOMES far exceeds any other. Thanks for everything and congratulations on a significant milestone!

– **Tim Ryan at Ottawa Valley Stairlift and Urban Stairs and Rails**

Great magazine! Love the local pieces as you are able to find stock in town. I look forward to each issue!

– **Maryane Derouin, Nepean**

I really enjoy your magazine because of the ideas, useful tips and even a recap on insights that I already knew about but forgot! A great read for anyone in Ottawa or the surrounding area. Stories apply to us who live here!

– **Lorraine Pigeon, Kanata**

I display my OUR HOMES magazines in the foyer and bathroom. My guests enjoy it very much. I have four-to-five copies in the house!

– **Diane, Gatineau**

I love the magazine because of the local stories and the heart-to-heart stories on renovations and the fact that I can purchase the products locally and also find the renovators, suppliers and products in my community.

– **Debrah Boucher, West Ottawa**

Love the magazine! Great articles, lots of ideas. Thanks so much!

– **Heather McKenzie, Ottawa**

OakWood appreciates your quick replies and personalized service. We feel that OUR HOMES is a true partner that cares about our business.

– **Patricia Liptak-Satov, Chief Operations Officer – OakWood**

RENOVATING? DECLUTTERING? STAGING YOUR HOME?



✓ RENOVATING?

Renovating is stressful enough without having to worry about damaging your furniture. Protect your belongings during construction with Dymon's world class storage solutions.

Store with Confidence

- Full humidity and climate control for protection
- State of the art security for your peace of mind
- **FREE Truck and Driver at MOVE-IN** for your convenience

✓ DECLUTTERING?

Now that summer has arrived, what better time to clean out your basement or garage, or declutter your home.

Experience the Dymon Difference

- A storage solution unlike anything you've seen before
- 24/7 access to the things you need at a moment's notice
- Choose a convenient Dymon location near you

✓ STAGING YOUR HOME?

A staged decluttered home sells faster and for a higher price - it's a proven fact. Show off your home by using Dymon's world class storage solutions.

Storage is easy with Dymon

- Flexible month to month leases
- A full range of storage unit sizes
- Check out DymonMoves for moving assistance

Need storage... Think DYMON



(613) 842-9900

FREE Truck and Driver at MOVE-IN

7 Convenient locations across Ottawa

Coventry Road • Prince of Wales at Hunt Club • Orléans • South Keys
Walkley at Heron • Kanata Centrum • Carling at the Queensway

IS YOUR AIR CONDITIONER OUT OF DATE AND NO LONGER COOL?



Even if your air conditioner is only 10 years old, chances are that it is inefficient. New ENERGY STAR® certified models can be twice as efficient as older models.

RECEIVE
\$400* IN REBATES
UP TO
TO GO ENERGY EFFICIENT
NOW, THAT'S COOL!

FOR MORE INFORMATION, VISIT
HYDROOTTAWA.COM/REBATE




Subject to additional terms and conditions found at saveonenergy.ca. *Incentives are available for installation of eligible equipment completed between Jan. 1, 2015 and Dec. 31, 2015 and submitted no later than Feb. 1, 2016. Equipment must be purchased from and installed by a participating contractor. **\$250 OR \$400** incentive with the purchase and installation of an eligible central air conditioner system. **saveonenergy** is funded by the Independent Electricity System Operator and offered by Hydro Ottawa. SMOfficial Mark adopted and used by the Independent Electricity System Operator. Used under licence. ENERGY STAR® is administered and promoted in Canada by Natural Resources Canada.

advice

STORY **STEPHANIE REDMOND**

SUMMER TRENDS AND QUIRKY COLOUR COMBOS

Much like taste and smell, colour is subjective. What is aesthetically pleasing in one's surroundings may seem dull and joyless to another. The good news is, this year it seems that anything goes, *with anything!* Green is definitely at the forefront. The weirder the green the better, and you can pair it with just about any colour. For 2015, it's back to nature with greens, metals and a handcrafted feel.



18 | ourhomes SUMMER 2015

PINK + MINT PASTELS

Introverted & Soft

I'm a pink lover, and Farrow & Ball has it covered. Pink Ground is an amazing pastel tone that is soothing yet somehow modern. The mood it sets will please the introverted decorators with its gentle feel. They have it paired this season with two greens – Pale Powder and Teresa's Green. You get that Easter egg, spumoni ice cream vibe. This is classic and not trendy. To modernize, hang a mirror with faceted edges. This subtle detail is all the rage but won't overpower the softness of the backdrop.

COPPER, EMERALD & NAVY

Romantic & Daring

I adore copper, but I prefer mine aged with a patina, darkened but not green. Copper was a traditional background piece, like old, too heavy pots hanging above the stove. And for the



Designer
Stephanie Redmond
shares her ideas.

country, what could be better? The copper trend, however, is shiny and bright. It's modern and urban. Paired with emerald green it is a definite win. Add navy blue to accentuate this pairing. If you want to add a little copper to your existing palette, try this West Elm side table. It's simple, stylish and looks right at home just about anywhere.

AUBERGINE, BRASS & GRANNY SMITH

Modern & Refined

I'm not quite ready to say goodbye to black forever, but it's time to add a little edge to our moody tones. Deep aubergine is certainly a step in the right direction and cooked is even better! Try Caponata from Benjamin Moore for a regal backdrop. It's lovely paired with brown or deep pink for a serious and refined look. For a contemporary edge, throw in a quirky green accessory like Martha Sturdy's resin flower bowl in granny smith apple. And for a little glamour, try these beautiful aged-brass wall hooks that I found on Etsy. Their clean lines highlight the brass and would be stunning on an aubergine backdrop.

AZURE, DEEP MAHOGANY & LEAF GREEN

Sophisticated & Fresh

Deep mahogany is another tone that will allow us to shift away from black. This rich brown creates a stunning backdrop on a wall or shelving unit. Simple pottery on a shelf disappears on a light background, but a deeper tone allows you to see the lines of each piece. Jewelry is a big inspiration in interior design this season. Take these Lindsay Adelman wall sconces for instance. On a much smaller scale, they would make a lovely pair of earrings! Add a hint of nature with a leafy green through furniture, an area rug or a beautiful ivy plant. Sometimes there is no substitute for the real thing.

I'm going out on a limb, but I think we've become more daring in our decorating, which is a good thing. It's fun. Colour is in, so don't be shy. Even the grey lovers are adding a pop! **OH**

1. Mahogany Stool: BluDot 2. Brass Hook: Golden Biscotti 3. Resin Bowl: Martha Sturdy 4. Wall Sconce: Lindsay Adelman 5. Copper Side Table: West Elm



JOSÉE LAPALME

- DESIGN CONCEPT DEVELOPMENT
- FLOOR & SPACE PLANNING
- COLOUR SELECTION
- MATERIAL & FINISHES SELECTION

613.715.0474
JOSEELAPALME.COM

FURNITURE • LIGHTING • DESIGN • COUNTERTOPS • ACCESSORIES



tailored living

featuring **PremierGarage**

Let Tailored Living design your space and bring the order you need to your home today with custom home organization solutions tailored to the way you live.

613.225.5218 www.tailoredliving.com
www.premiergarage.com



1

1 URBAN BARN

Flying Pig
A fun accessory that can be used both indoors and out. This flying pig will put a smile on every visitor's face. These adorable ornaments are available in different animals, including hedgehogs, and in various colours.

22 York St., Unit B, Ottawa | 613.860.6020
5487 Hazeldean Rd., Ottawa | 613.836.2200
71 Marketplace Ave., Ottawa | 613.825.2300
urbanbarn.com

2 POOLARAMA/PATIO COMFORT

Telescope Casual Furniture
This solid resin, easy-to-clean patio set is perfect for the family to enjoy the backyard this summer. Host a dinner party or sip cocktails on the deck in comfort and style.

881 Richmond Rd., Ottawa
613.728.1773 | patiocomfort.ca

3 FLOWERS TALK TIVOLI

Blue Hydrangeas
Walk into this florist and be taken away by the beautiful florals and accessories on display. A stunning bouquet will brighten up your home this season.

282 Richmond Rd., Ottawa
613.729.6911 | flowerstalk.ca

4 HAUSER

Firebowl
Light up the night with a warm glow. This concrete firebowl is available in propane or natural gas and will wow your guests on a summer's night.

1723 Carling Ave., Ottawa
613.722.8795 | hauserstores.com

5 AREVCO LIGHTING

Mason Medium by Hubbardton Forge
This rustic outdoor light adds a touch of style to your outdoor entertaining space. With a bronze finish and thick blown glass, this light will shine brightly at your dinner party.

915 Clyde Ave., Unit B, Ottawa
613.729.2725 | arevcolighting.com

6 DELUSIONS OF GRANDEUR LTD.

Lenong Set
This gorgeous teak, four-piece set (love seat, two chairs and a table) can be used both inside and out. If teak isn't your favourite, the set is also available in mahogany.

1225 Bank St., Ottawa (New location, Opium Decor, opening this summer at 298 Richmond Rd., Ottawa)
613.260.5740 | dgrandeur.com OH



3



4



5



6

EASY LIVING

Enjoy the summer sun in a newly styled outdoor entertainment area by adding a touch of colour, comfort and design.

STORY SARAH HOY | PHOTOGRAPHY LYNDA GRAVELINE



2

decorating



DOG & CROW:
Dog Beds



ARTISTIC RENO:
Dog-Shower

STORY JENNIFER SCHLEICH

PURRFECT DÉCOR SOLUTIONS



DOG STUFF DEPOT:
Leash Holder

Food dishes crammed in kitchen corners, leashes hanging haphazardly over benches, raggedy dog beds welcoming guests in the foyer, toys strewn across the floor and kibble scattered under the kitchen table; these are facts of life pet owners learn to live with.

It doesn't have to be this way. Pets don't have to equal clutter, and they certainly don't have to be incompatible with your décor. Seamlessly integrating your pets' needs and accessories into your home is simple, and it can be done stylishly – we promise.

BITCH NEW YORK:
Zenhaus Dog Crate



MURPHY'S PAW DESIGN:
Andrea Calo Murphy Dog Bed



BAREBIRCH: Rustic
Feeding Station



Accessories You Can't Live Without:

The luxury market has become saturated with pet accessories, so there's no excuse for unsightly dog beds and dollar-store leashes. Whether your home's style is modernly minimalist, industrial, coastal, country chic or more traditional, you can find an accessory that matches.

- Food dishes now come in patterned ceramic.
- Climbing structures for the active kitty can be works of art.
- Raised feeding stations are great organization solutions.
- A vintage suitcase cat bed is a fun living room addition.
- Leather storage bins are stylish hideaways for toys.
- Dog leash racks make great DIY projects (check the OUR HOMES Pinterest board)

Hide The Clutter In Plain Sight:

Even if you replace every pet accessory with a stylish one, you will still have too much stuff. Choosing items with multiple functions can cut down on clutter.

Have you considered solid wood end tables that double as dog crates, or how about a Murphy bed for your pet that folds up into a shelf? Try a cat tree, which on first glance appears to be a corner shelf, or replace your living room console table with a sleek alternative that cleverly conceals a litter box. The options are as endless as your imagination.

Design Your Home With Furry Friends In Mind:

From the moment you start a build or renovation you should consider every customization that will streamline your life, pets included. From feeding and bathing to storage, a good contractor will be able to offer a well-designed solution.

- Craft a built-in pet feeding station in the kitchen or mudroom.
- Construct a dog shower in the laundry room.
- Hide the pet bed in the space below the kitchen island.
- Convert unused under-stair storage into a mini dog bedroom.
- Install pocket door dog gates.
- Plan for a second slide-out garbage drawer in the kitchen: they make great pet food storage.

Fabric And Flooring:

Despite common opinion to the contrary, leather is a great option for furniture in a pet-friendly house. It's allergen resistant, easy-to-clean and should resist normal wear from most paws.

If you prefer to go the fabric route, never pick an open weave or textured fabric, which will catch claws and allow hairs to migrate into the fibres. The best options are tight-weave polyester fabrics. Fabric furniture should be vacuumed twice a week to prevent the oils from your pet's fur from penetrating the fabric.

When considering carpet, keep the same tips in mind: tight weaves and short nap will go a long way to eliminating headaches. The Mohawk Group's Lees brand of carpet tiles come with a special pet warranty to protect homeowners from stains.

Though hard-surfaced floors are more popular, even the most durable hardwoods won't withstand the wear and tear from your pets. If you are set on hard-surfaced flooring, consider tile, laminate and the newer vinyl luxury products. **OH**

online

Get more design ideas at
ourhomes.ca/mag/design

CAMBRIA®

create a lasting first impression



SUMMERHILL™
Coastal Collection™

Make your kitchen unforgettable with beautiful Cambria® countertops. As the leading innovator in natural stone surfaces, Cambria offers more than 120 distinctive designs that beautifully complement any style or decor. Get started on your dream kitchen or bath today. Visit CambriaCanada.com/Ottawa to find a dealer near you.



Lasting
MEMORIES

STORY **MORGAN BARNES**
PHOTOGRAPHY **JESSICA DEEKS**

ABOVE: Catching the sun in the relaxing lawn of the cottage. **RIGHT:** This children's slide/playhouse is in the perfect spot for play. **FAR RIGHT:** Days on the dock, or on the boat, are a fun part of the summer. **OPPOSITE:** Fabulous floral displays add a burst of colour.



Even without knowing who lives here, it's easy to see, from a simple stroll around the property, that this year-round cottage belongs to people who cherish family above all else. That the purpose of this home is to have a space for loved ones to gather, reconnect, and be physically near one another.

It's easy to imagine magical days with the sound of children's laughter echoing from the play fort, rambunctious splashing at the waterfront, large family dinners on the deck, and stories shared around the fire pit. Blissfully situated on Morris Island along the famous Ottawa River, the 2,400 sq. ft. board-and-batten cedar home has shore appeal. Built in 1996 by local homebuilders, **Ron Wallace** and **Jimmy Wilson**, the two-storey walk-out, with its four bedrooms and three baths was based on a former log home company's blueprints that Ottawa residents, Eric and Lori, had acquired. It's a far cry from the small indoor/outdoor Beaver Lumber cottage that once occupied the land. Exquisite landscape design and gardens by Carp-based **Kare-Mor Enterprises**

Co. Ltd., highlights the property's natural surroundings. Running from the house to the waterfront like a river, a bold stone walkway made from slabs of Permacon Rosebel expertly marries natural beauty with functionality. Just ask the feet of wet swimmers as they make their way from the water. The majestic lakefront property boasts 200 feet of shoreline, while heaving maples offer privacy from nearby neighbours. As if the land and water hadn't been generous enough, the maples provide plentiful sap during melting spring days, perfect for harvesting homemade maple syrup to be enjoyed all summer long over lazy pancake breakfasts with family and friends. It's a tradition that Eric, Lori, and their two children, Jodi, 19, and Carter, 18, have enjoyed cultivating over the years.

Continued on page 26



Family business owners with demanding city lives, Eric and Lori cherish all the time they can muster at their cottage. When it came time to renovate their cottage for an updated look, they went to long-time collaborator and designer, **Patricia Miragliotta** from **Interior Images**, for guidance.

“I couldn’t even imagine how beautiful the cottage would turn out, but Patricia did,” says Lori. “She has vision. She asks detailed questions, listens and then goes above and beyond your expectations.”

Just past the foyer, you are struck by the great room, with its vaulted 20-foot pine ceiling and fish-bone placed boards. The spacious room is positively awash in warm sunlight. Patricia aimed to accommodate Eric and Lori’s traditional and formal style, while creating a rustic charm and no-fuss casualness to the great room.

That is certainly achieved in the open-concept kitchen, designed by Interior Images. Sienna antique glazed and distressed cabinetry with a contrasting oxblood colour island from Downsview Kitchens, through **Astro Design Centre**, playfully dances with the ceiling’s height. The same cabinetry panels conceal the sub-zero fridge for a subtle, cohesive look. The soft travertine backsplash by **Euro Tile & Stone** and hood fan from **Universal Appliances** give the kitchen a very European influence. Two shaded wall sconces over the cooktop are from Gingers.

ABOVE: One of the many outdoor seating areas. This one looks out on to the stunning lake. **ABOVE RIGHT:** A coyote statue overlooks the property. **RIGHT:** An outdoor dining area is ideal for family entertainment. **OPPOSITE TOP:** The grill set in this fully-functioning outdoor kitchen overlooks the rear of the property and lake. **MIDDLE:** The outdoor fireplace and lounge area is a place to relax with friends and family. **BOTTOM:** The back of the property leads straight out to the water.



In the dining area, a stunning Hubbardton Forge chandelier from **Marchand Lighting + Electrical** is an inspired choice with its rustic black chain and smoky glass cylinders that give off a soft turn-of-the-century yellow glow.

Patricia clearly wanted to help Eric and Lori honour cottage life in the family area of the great room. “The furniture and fabrics were selected to lend a relaxed elegance Eric and Lori would feel comfortable in, but with nothing too precious for wet bathing suits, sand and cottage living,” says Patricia. “Since this home-away-from-home is used year round, resurfacing the existing fireplace with cultured stone and a reclaimed wood mantel was used to create warmth for cooler days and nights.” Tying it all together are the selections of oxblood and straw colours found in the wool plaid fabrics from Stroheim & Romann and Kravet, woven wood shades from Hunter Douglas, and a luxurious wool rug from Weavers Art.

There are many personal accents of family history displayed throughout the cottage, including a handsome wooden barrel with black straps that Lori’s father, a self-taught craftsman, refinished. It holds a special place in Lori’s heart. A weigh scale, once used for seed and grain was an auction find for Eric, who refurbished it himself. It now serves as the family room coffee table and a conversation piece. The sailboat on the fireplace was a gift from Eric’s parents, and a nod to the family’s favourite summer pastime, boating on the Ottawa River.

Continued on page 28





THIS PAGE: A rustic kitchen complete with unique lighting. **OPPOSITE:** The wood ceiling, brown walls and leather chairs create a warm cottage feel.

A good cottage night’s sleep wouldn’t be possible without Eric and Lori’s sleigh bed from [The Emporium](#) on Main Street in Ottawa. In fact, all of the cottage’s bedroom furniture hails from the local store. Lori credits the Emporium’s high-quality furniture for its beauty and durability as the reasons she’s a return customer. In the en suite bathroom, Patricia designed the custom cabinetry supplied by Astro Design Centre to fit the space with a limestone countertop from [The Granite Shop](#). Silvery-grey Renwil mirrors, and charming accent lights came from Restoration Hardware.

Whether it’s enjoying morning coffee or a late night gathering with family and friends, Lori and Eric’s favourite place is the 55-foot deck that spans the front of the cottage. It’s hard to believe it was once just half the width it is now. Patricia redesigned it for entertaining, with two separate seating areas; dining near the beautiful California-style outdoor kitchen, and lounging in front of the magnificent outdoor fireplace by [W.O. Stinson & Son Ltd.](#) The deck, made with Ipe wood from Decks Toronto Inc. and gorgeous cultured stone by [Merkley Supply Ltd.](#), is trimmed with a natural railing that blends seamlessly into the surroundings by [Eco Landscaping Ltd.](#) Adding contrast is the stainless-steel barbecue and outdoor cabinetry courtesy of [Capital Appliance & BBQ](#), an outdoor sink and faucet from [The Electrical & Plumbing Store](#), and a state-of-the-art outdoor speaker system

Continued on page 30



feature



RIGHT: The master bedroom with large windows is full of beautiful natural light. **BELOW AND RIGHT:** The bathroom emphasizes the rustic feel and light wood cabinetry of the home.



from **Bleeker Audio Video & Appliances** cleverly hidden in the planters. Glamorous low-voltage tree lighting from **Lorne's Electric** illuminates the living space and stairs perfectly so as not to drown out those beautiful stars.

“Eric and Lori are what you'd call good people and great clients,” says Patricia. “It was truly a privilege to have the opportunity to create their dream cottage space.”

Inspired by their love of family both here and gone, Eric and Lori's cottage encourages guests to come and relax, get grounded and savour how precious time really is. **OH**

Is your mother or your best friend an accredited CDECA Member?

Get your decorating advice from the professionals.

Save time. Save money.
Get it right the first time.

www.cdeca.com 1.866.878.2155 info@cdeca.com

 **CDECA**
Canadian Decorators' Association

The Perrault Family welcomes you to our winery located South of the charming village of Navan. Come and taste a great selection of wine at our complimentary tasting bar! We offer whites, reds, a rosé and a wonderful dessert wine!

1000 Ch. Perrault Rd, Navan ON K4B 1H8
613-835-3925
www.domaineperrault.ca

 **HOURS OF OPERATION:**
MAY 17th TO DECEMBER 24th
Friday, Saturday & Sunday:
11am to 5pm

Domaine Perrault *Vignoble / Winery*

OUR APOLOGIES, THESE ROOMS ARE TAKEN


From start to photo finish Interior Images will design, manage, build and decorate custom spaces to suit your life-style. Call ahead to reserve your room.

 **INTERIOR IMAGES**

613 845 4444
WWW.INTERIORIMAGES.ORG

2010 CDECA National Award Winner in the category of "Design with Construction/Kitchens Plus"





STORY **SARAH HOY**
PHOTOGRAPHY
SANDIE HEWSON

GLASS AND MIRRORS

THE COMPANY: Located in Ottawa South, minutes away from the Airport Parkway, **Mirror Works Inc.** boasts a new showroom exhibiting unique products from shower doors to creative mirrors. With over 30 years of experience in the residential glass industry, Mirror Works has developed into a big name in the city, having won a number of awards – something the company is proud of. “We have grown from a one-man show to a leader in the Ottawa market because our work reflects our pride,” says owner Andre Lefebvre.

SOMETHING FOR EVERYONE: If you’re looking for something custom, Mirror Works welcomes your ideas and designs. Textured/patterned glass, three-millimetre to 10-millimetre thick, clear or tinted, the choices are endless. Andre says: “We provide textured/patterned glass in your cabinet doors, safety glass for your backsplash, shower and countertop, glass to protect your fine wood furniture, and more.”



THE STYLE: When creating your dream home, you may be thinking about adding a touch of something special. Mirror Works can help add some style to your home. “We can also fabricate custom glass furniture to create the illusion of more space,” says Andre. New to 2015, the company is offering glass railings, something that can be seen in numerous modern builds, creating a talking point and opening up the space in your home.

FAST SERVICE: Sometimes when working on your home, you need a quick response. “Mirror Works is the first glass shop in Ottawa with a state-of-the-art beveling machine, which enables us to provide timely service (48-hour turnover) with competitive pricing.” Being fast doesn’t mean quality is compromised. “Our mission is to provide quality glass products as well as unparalleled service and workmanship,” adds Andre.

GET THERE: 2713 Fenton Rd., Ottawa.
613.746.4245 | www.mirrorworks.com **OH**



(L-R): Andre Lefebvre, Daniel Brisson, Lana Makaveev, Roch Carriere



Our work reflects our pride.




MIRROR WORKS Inc.



www.mirrorworks.com
sales@mirrorworks.com
613-746-4245




**DESIGN
BUILD
RENOVATE**




613-592-3103 613-286-4143 7idesign.com



YARDS UNLIMITED
LANDSCAPING INC.

Design Office and Show Room
77 Holland Avenue (613) 721-8195
inquiries@yardsunlimited.com
www.yardsunlimited.com

Inspired Outdoor Living




urban development
project management

**Custom Home Development
and Project Management**

Timberville provides project management, consulting & design service regardless the stage of your project. We make the process seamless by coordinating all the necessary elements for a custom build. Our role varies depending on each customer's unique needs. To better understand our comprehensive approach, please contact Timberville today for a free evaluation.

613.794.8277
info@timberville.ca

Five years covered!



As we take a look back at some covers from our first five years, we appreciate the support of our readers and marketing partners, and look forward to many more.

Thank you!

STYLE • COMFORT • IDEAS • REAL ESTATE

ourhomes

THE CITY OF OTTAWA



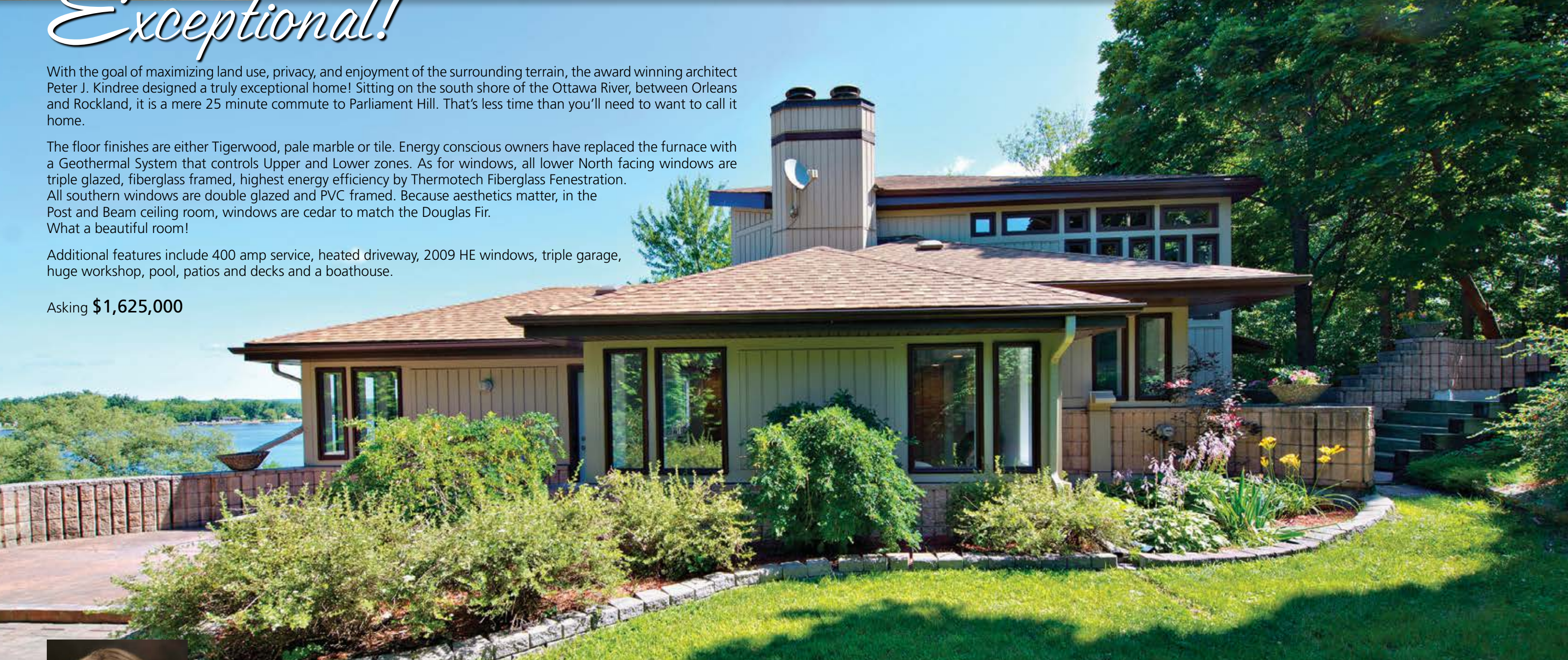
Exceptional!

With the goal of maximizing land use, privacy, and enjoyment of the surrounding terrain, the award winning architect Peter J. Kindree designed a truly exceptional home! Sitting on the south shore of the Ottawa River, between Orleans and Rockland, it is a mere 25 minute commute to Parliament Hill. That's less time than you'll need to want to call it home.

The floor finishes are either Tigerwood, pale marble or tile. Energy conscious owners have replaced the furnace with a Geothermal System that controls Upper and Lower zones. As for windows, all lower North facing windows are triple glazed, fiberglass framed, highest energy efficiency by Thermotech Fiberglass Fenestration. All southern windows are double glazed and PVC framed. Because aesthetics matter, in the Post and Beam ceiling room, windows are cedar to match the Douglas Fir. What a beautiful room!

Additional features include 400 amp service, heated driveway, 2009 HE windows, triple garage, huge workshop, pool, patios and decks and a boathouse.

Asking **\$1,625,000**



Wendy Jacques, Broker - Courtier
 613-762-5521 (Cell)
 613-744-5001 (Fax)
 613-744-5000 (Office)
www.wendyjacques.com



Sutton Group - Premier Realty (2008) Ltd.
 Independently Owned and Operated - Brokerage
 1991 St-Joseph Blvd, Orleans, Ontario, K1C 1E5
 Office: 613-744-5000



STORY **HEATHER WRIGHT** | PHOTOGRAPHY **JESSICA DEEKS**

SOPHISTICATED *Style*

The open dining room leads into the fresh kitchen. Shiva likes a smooth transition from one floor to another, shown by the curved lines used from the tile to the wood. **OPPOSITE TOP:** The space between the dining table and the kitchen creates a great reading nook or breakfast area. **BOTTOM:** The modern design of the front garden creates an impression of the home straight away.




Although good design is an activity that draws on multiple senses, it is the visual influence that creates the biggest impact. When your visual acuity is led by a clever, multi-layered, cohesive design, the results are striking.

Shiva Gupta's sleek suburban home is nestled on a tree-lined Kanata street. However, this home absolutely hums with urban chic, from the moment you pull up to the curb. It pops out of the streetscape, with sublime landscaping by **7j Design**, a front door with an elegant curve (**Designer's Home Centre**), original works of art and a contemporary exterior façade that packages the home and hints at the design experience that awaits inside.

Designer and proprietor of 7j Design, Shiva designed her entire home herself, both the interior and the exterior façade. She has a team of tradespeople, and prides herself on her personal investment in her projects – both emotionally and to the vision of the design plan. "I take a whole project from start to finish," she explains.

A trained designer, also an artist, Shiva's home is a testament to her craft, with each square inch filling an artistic need. Like brushstrokes on a canvas, each splash of colour or placement of line and shape combine to create a quiet visual impact. It's subtle yet profound, like a piece of artwork that stays with you long after you leave the gallery. Shiva's original pieces of art comprise the accent pieces throughout the home, including sculpture and paintings. Everywhere, on the walls and in the design elements, Shiva's preference for clean lines is clear.

Continued on page 41



The dining table fills the space at the front of the home, with gorgeous yellow and grey blinds as a backdrop. **OPPOSITE LEFT:** The hallway is complete with patterned glass on the stairs leading down to the basement. **TOP RIGHT:** The view from the living room into the kitchen. **BOTTOM:** The kitchen flows into the reading area and dining room.



She describes herself as a “minimalist” who “likes straight lines that are not too busy to the eye. It’s all about what is pleasing to the eye.”

Shiva has lived in this house for 30 years. Her 1,900 sq. ft. home has been renovated extensively (think moving walls and completely redefining and repurposing the space). The first wall came down 20 years ago.

Since then, among other things, she has redesigned her main floor plan. Originally, there was a sunken living room, which they didn’t use often, and a dining room, flanked by a small galley kitchen. She raised the sunken living room because, as she explains, “a drop in level contributes to a chop in the space, giving it a narrow feel,” and has repurposed it as the dining room.

The whole home is a study in geometry, with stripes and directed line patterns occupying the space. On several doors and windows, instead of traditional window coverings, Shiva has placed patterned films with cut-out shapes that accomplish privacy and décor at the same time.

In order to lead the eye, Shiva has used wide stripes of grey in the tile (**Emerald Tile + Marble**), both on the kitchen floor and on the backsplash, which provides contrast to the white surrounding.

Continued on page 42





These angles and lines continue upstairs into the main bathroom, where the tile is angular and patterned, with just the right contrast and connection to each other. Of particular interest over the floating toilet, is a trail of red, which literally lures your eye around the room. “The grout lines in red detail what makes this space special,” says Shiva.

Shiva doesn’t like the visually jarring effect that happens when you cut between spaces. As the hardwood (Mirage Hardwood Floors, Select Grade Birch in Satin finish) of the dining room transitions into the tile of the kitchen and then back into the hardwood of the great room, she has added elegant curves in the flooring to soften the visual blow when you move from space to space. It makes an interesting subtext as well; while this is a wide open space plan, these subtle cues divide the perimeters of each room, without dividing the space.

Almost like a visual ladder, a textured fireplace (**The Fireplace Center & Patio Shop**) with a sculpted façade draws the eye in and up in the two-storey great room. Cathedral ceilings are punctuated with a skylight and natural light that enhance the sense of space.

The finishes in the main living space play a refractory purpose, with quartz countertops (Emerald Tile + Marble) in the kitchen and lacquer cabinetry (custom made by 7j Design) by catching the light and spreading it throughout. A glass block wall (**Merkley Supply Ltd.**) along the staircase to the basement sits in front of a mirror to help light the space. *Continued on page 44*



A space to relax upstairs overlooks the lounge area. **OPPOSITE TOP LEFT:** Shiva Gupta, the designer and owner of 7j Design, relaxes by the fire. **TOP RIGHT:** Small touches add depth to the room. **BOTTOM LEFT:** The living room is complete with a unique textured wall behind the fireplace.

BELOW: The guest bedroom's wall shelving unit is ideal for display and storage. **RIGHT:** The bathroom is complete with clean lines and a fun red lighting fixture. **BELOW:** The master bedroom is full of light and personality.



Shiva is keenly aware of the sightline in the space and goes to great lengths not to interrupt it. For instance, there is very little suspended lighting in the home, save for a super-funky light fixture (Marchand Lighting + Electrical) in the upstairs bathroom, in place “to provide a splash of colour,” according to Shiva. This, like every other inch of this home, is the result of a deliberate choice.

Instead, Shiva favours recessed lights in the kitchen, which she has pragmatically put on dimmer switches to aid in work, or to soften the mood in the room. “Suspended fixtures cut into a small space,” she says.

The focal point in the kitchen is a streamline hood fan (Bosch, **Universal Appliances**), and she felt that stacking the space with light fixtures would diminish the impact. There are also potlights in numerous areas around the house, meant to showcase her artwork, but to also diffuse and deliver light throughout the space in a way that uniquely suits it.

What is particularly appealing about this home is how it presents a visual experience, and then working backwards, and pulling the design elements apart, you can see how expertly they fit together. **oh**



Attention to detail

The secret to satisfying returning customers.


By Brian McCullough



Westend Bath & Kitchen Centre



Photo by Jonathon Harrington/Icon Imaging



before

Photo by Jo Anne Gilbert

For returning Westend Bath and Kitchen customers Jo Anne Gilbert and Paul Pagotto, the looming 25th anniversary of their Kanata home was all the impetus they needed to get started on the kitchen and family area renovations they had been fantasizing about for years. The couple was tired of their dated oak cabinets and railings, inadequate storage, poor lighting and problems with traffic flow between the rooms.

“The big open kitchen, eating area and family room together form the master control centre of our home,” says Jo Anne. “It is where we spend most of our time and do our entertaining, but the entire space looked like it was mired in the 1980s.”

Undertaking a sweeping renovation of wide open room spaces calls for just the right mix of panoramic vision and macroscopic attention to detail. Too much of one without regard for the other can leave an open concept area of the home looking unbalanced and lacking in the cohesion that makes it a joy to move from room to room. For Westend Bath and Kitchen designer Valerie Laba, meeting the couple's renovation needs came down to choosing features, textures and colours that would work well together in the individual room spaces, but which would also integrate into an attractive overall design.

“The open concept meant keeping all the materials for each room in mind, allowing for a proper flow,” Valerie says. “We carried the 20x20-inch Noce floor tiles throughout the kitchen and breakfast room on the one level, then finished the hardwood floor in the sunken family room in a complementary Maple Truffle. The new half-wall with wood cap adds a sophisticated defining element to the overall design, and we used pot lights throughout to achieve the warm lighting effect.”

Valerie called on skilled Westend installer Dave Edwards to undertake the renovation, which also included quartz kitchen countertops, and

Cherry Merlot cabinets featuring a number of amazing space-saving options such as roll-out trays, a pull-out spice rack and removable sliding storage baskets. A customized valance box was constructed for the lights above the corner sink area.

“We love our new kitchen space,” says Jo Anne. “The beautiful backsplash behind the glass canopy range hood is just the focal point we envisioned.” The spacious kitchen accommodates a cook-top, dual wall ovens, a built-in microwave and a warming drawer. The built-in appliances are flanked by deep pantries.

“Valerie did a wonderful job of helping us bring our dream to life,” says Jo Anne. “She spent many hours with us, making sure we chose just the right complement of cabinets, tiles, countertop, flooring and so on. She was very patient about updating the design several times, and quick to make suggestions and point out the impact of changes on our budget. No detail was too insignificant for her to address before, during or after the renovation.”

Like many other customers, Jo Anne and Paul were happy leaving any direct dealings with suppliers and subcontractors in the capable hands of Westend Bath and Kitchen.

“It was a great experience to work with Valerie and the rest of the team,” Jo Anne says. “To have people who share your dream and can pay attention to every detail and make it all happen for you is pretty special.”

Westend Bath and Kitchen Centre is located at 1660 Woodward Dr. and is open Monday to Saturday from 9:00 a.m. to 5:00 p.m. Visit online anytime at www.westendbathandkitchen.com, or call 613-226-7701 to arrange a free in-home consultation.



Only Gliding Shelf Solutions create custom, made-in-Canada, pull out shelves for your existing cabinets. Make the most of the space in your kitchen, bathrooms, pantry and under sinks. Organize, increase space and put everything at your fingertips, all within your budget.

Save 15% with the Healthy Homes Renovation Tax Credit for Seniors 65+

CALL FOR A FREE CONSULTATION

613.248.8448


www.eclinnovations.com

Gliding  **SOLUTIONS**

ecl
innovations
practical home enhancements
améliorations pratiques chez-vous

**ECL Innovations is the Authorized Dealer for
Gliding Shelf Solutions in the Ottawa Area**

Transform your
existing cabinets
with custom
pull-out shelves.

Capital Cellars

AWARD WINNING WINE CELLARS | DESIGN & BUILD
1160 BEAVERWOOD RD., MANOTICK MEWS | 613-447-6030 | CAPITALCELLARS.CA

Greater Ottawa Home Builders' Association
Check for the Green Leaf
BBB
CHECK FOR THE GREEN LEAF




URBAN
STAIRS & RAILS

STAIR & RAILING
SYSTEMS

STAIR RECAPS

STAIR PARTS


HARDWOOD FLOORING

613-688-2800

URBANSTAIRS.COM

Come visit our showroom at
165 Colonnade Rd. S.


UNIQUE
STUNNING
AWARD WINNING


HDD
HIERARCHY DEVELOPMENT & DESIGN

1836 MAPLE GROVE RD., OTTAWA
613.274.0289
INFO@HDDOTTAWA.COM

HDDOTTAWA.COM

CUSTOM HOMES
URBAN INFILL
INTERIOR DESIGN
ADDITIONS
RENOVATIONS
COMMERCIAL DESIGN
3D RENDERING



GOHBA
d+
LEED
houzz
f



PHOTO BY BRANDON BARRE

MIXED METAL MADNESS

ADDING GOLD TONES TO YOUR KITCHEN

STORY **YANIC SIMARD**

With summer in the air, you're probably going to want to soak up all the sunshine you can. But don't totally leave your interior in the dark! This is the year to go for gold in your kitchen, and bring a sense of timeless radiance to the room that you can bask in all year round – UV free. Take some inspiration from my own kitchen redesign, and mix a new metal into your space for first-place results. Here's how:

1 Bold and Brassy

While warm metals, in general, are seeing a huge resurgence, one humble material in particular is worthy of its newfound time in the spotlight: brass. To add a sunny metallic tone that doesn't feel too opulent, brass is the perfect understated option.

In my own home kitchen, I first opted to add brilliant brass handles to my cabinetry. Switching out cabinet hardware is an easy way to update a look, and moving from silvery steel to a warm metal creates a noticeable change instantly. Plus, research has found that copper (a fundamental element of brass) has antimicrobial qualities, for a healthier kitchen along with a beautiful design.




PHOTO BY BRANDON BARRE

2 Mix and Don't Match

One reason people may be scared to go golden in the kitchen is the cost of a total overhaul. Fear not: even warm metallics (especially balanced brass) are still very neutral, so there's no pressure to go all-in, even with stainless-steel appliances on display. The hot and cool essences will complement and energize each other, so feel free to mix in a lot or just a little.

A few simple accessories can bring a strong feeling of gold to a space even without a hardware change. Look for textural golden accents like the Talis Hammered platter in my Yanic Simard Selected collection, and repeat the material in another zone (in a picture frame, candleholder or cocktail shaker) to make it feel integrated throughout the room.



3 A Big Splash

The future looks bright. A golden faucet makes a big statement, but with long-term potential. Brass has spent a few decades with a bad reputation, but this warm metal has enjoyed centuries of appreciation, so you don't have to worry about an investment in gold growing old any time soon.

Here in my kitchen, I upgraded to an Aquabrax Quinoa faucet with a sleek joystick control. While clean-lined faucets are still not widely available in golden finishes, many companies like Aquabrax do offer special finish options as a custom order. Alternately, try mixing the ornate details of a traditional faucet with contemporary cabinets and a sleek stone counter to create an elegant transitional style.



4 Golden Glow

Lights are a natural place to go gold, as it suits and enhances the radiance they provide, plus it always helps to add a new layer of lighting in any space, especially in a kitchen where balanced lighting is key to ease of work. *Look for brass-accented sconces* to bring a touch of gold to the walls, and pendant lights to bring some further golden sparkle to your eyeline. Keep it current and understated by choosing styles with metallic bases and glass shades (like the Lander Sconce from Crate and Barrel), for a light and airy jewelry-like effect.

(PHOTO COURTESY OF CRATE AND BARREL)



5 Tying the Knot

Wrapping up a shiny new golden look takes just a few finishing touches. Yellow accents will pick up the natural sunny undertones, so add a handful of blossoms, or display a lemon-hued cookbook (or some actual lemons).

Accents of blue will make gold pop, so toss in a few pieces of blue-hued dishware, or choose a navy cabinet treatment (like my Benjamin Moore's 2062-20 Gentleman's Grey finish). I contrasted my cabinet handles with cut crystal knobs (which you can also match from my Yanic Simard Selected collection at YSSelectd.ca), for the perfect mix! **OH**



PHOTO BY BRANDON BARRE

online

Get more design ideas at ourhomes.ca/mag/design

transform YOUR KITCHEN

Visit ourhomes.ca and Enter To
WIN A Kitchen Transformation
Kit From Rust-Oleum!

June 1-30, 2015



At OUR HOMES, we celebrate life at home.
And in June we celebrate our readers during our
Transform Your Kitchen contest! Get our full
contest and prize pack details at ourhomes.ca.

ourhomes.ca
CELEBRATING LIFE AT HOME

&

RUST-OLEUM
CONSUMER BRANDS CANADA



Bonnechere Valley Windows

Manufacturers of

- European Tilt & Turn style windows and doors
- Traditional casement, slider and hung windows

www.b-v-w.com



2824 Fourth Chute Road, R.R. #6
Eganville, Ontario Canada K0J 1T0
Email: info@b-v-w.com

Telephone: 613-628-3056
Toll-Free: 1-800-257-1681
Facsimile: 613-628-9070

Patterson
HOMES

Personalized Building

Authorized Dealer for
LINWOOD
CUSTOM HOMES

Building your dream home *with you,*
not just for you.



613.850.6275 www.pattersonhomes.ca

tiny treasures

THE RUBY-THROATED HUMMINGBIRD

STORY **MELANIE REKOLA**

I am an avid and all-inclusive bird-lover, and as promised in a previous fowl-related story, it's now time I tell the tale of the glorious pint-sized jewels of the summer sky – the hummingbird. Why not join in all the fun and ready your garden for the hummingbirds this year?



These beloved little creatures are an amazing feat of nature. The tiny seven-to-nine centimeter birds have a heart rate that reaches 1,260 beats per minute and can hover in mid-air as their wings furiously beat 50 times per second! To keep up with this pace, they need to consume their weight in nectar each day and are continually just hours away from starvation at any given time. Although hummingbirds are well known to feed on nectar, they also eat many small insects. This fact makes garden chemical and pesticide use strictly prohibited for a safe hummingbird environment as these can kill both adults and young alike.

Putting up a feeder is a surefire way to entice hummingbirds to your garden, and the best feeders are made from glass or acrylic. It is essential to clean your feeders twice per week to avoid nectar spoilage and accidental fowl fatality. Place the feeder away from windows, ideally near tall plant cover such as a tree or hedge. Home-made food mix is a one-quarter sugar-to-water ratio, and it's best to avoid colouring the fluid for the bird's optimal health. Hummingbirds also love spraying water. Unlike most backyard bird bathers, these birds enjoy flying in and out of a spray of water.

It is in the hummer's nature to forage

constantly, and they only use a feeder for about 20 per cent of their daily nectar consumption. By providing spraying water, trees, a feeder plus their favoured, flower-nectar sources in a succession of bloom you will deliver a utopia they may even nest in! But don't be surprised if you don't spot the nesting site. The tiny little cup-shaped nests made with spider silk, thistledown and animal hair often include lichens, which almost completely disguise them. If you happen to see a minute emerald/red bird flying fast in a U-shaped flight pattern, you are witnessing a male's mating dance. After copulation, the petite pair does not raise their young as a couple, leaving the female to raise their young unaided.

Contrary to popular belief, Hummingbirds do not feed only on red flowers or feeders. They will feed from any that is rich in nectar, but do have a preference for vivid colours.

Ruby-throated Hummingbirds migrate north much earlier and stay far later than one might assume. Ensure your feeders are full and available mid-April until late fall. It is the strongest males that return first to establish the premium territories, which usually include the all-important feeder. They are also the first to leave, often early August, followed by the females. The new fledglings are last to leave and left behind to accumulate fat stores for

their solitary migration south. Hummingbirds will not stay past their usual fall migration time when feeders are left out.

Our miniature feathered friends feed most actively in the morning and evening, making these the optimal times for viewing. At my home, the acrobatic performances of our resident hummingbirds are the after-dinner entertainment as we sit in the garden surrounded by a multitude of miniature speed-demons whizzing by our heads! The impatient and frustrated little birds are extremely territorial, and I've witnessed many a squabble between rival males. They'll even try to chase away other bird species, bees and butterflies to defend their terrain. If you ever observe several birds at the feeder together without aggression, they are likely related family. Unfortunately, their small stature leaves them prey to a host of common backyard life such as the (gulp) praying mantis and blue jay.

We'd love to hear your garden stories as well! Join the discussion online at ourhomes.ca and find me under the subheading OUTDOOR. In the meantime, I encourage you to live, love and landscape. **OH**

Melanie is a certified horticulturalist and landscape designer.

MELANIE'S TOP HUMMINGBIRD PLANT PICKS

- ✓ Scarlet Runner Bean
- ✓ Trumpet Vine
- ✓ Hosta
- ✓ Delphinium
- ✓ Buddleia
- ✓ Crocosmia
- ✓ Red Columbine
- ✓ Beebalm
- ✓ Cardinal Flower
- ✓ Foxglove
- ✓ Red Coral Bells
- ✓ Canna
- ✓ Weigela
- ✓ Honeysuckle
- ✓ Fuchsia

Re-imagined
NEW LOOK ~ NEW PRODUCTS

JUST IMAGINE...

IN-HOME CONSULTATIONS BY APPOINTMENT

5532 Manotick Main St., Manotick | 613.692.5550 | www.JustImagineDecor.com

A wide variety of fashion accessories, unique gifts and home décor

KITCHENS AND CUSTOM CABINETRY

DESIGNED AND BUILT HERE IN OTTAWA

Follow us on:

Designers and Contractors Welcome

how to GRILL the
PERFECT
STEAK

STORY ADRIENNE BROWN

Almost anyone can toss a burger on the barbecue and be happy with how it's cooked. A steak? Not so simple. But with a little prep and some know-how, it can be just as easy to cook a succulent, juicy steak on the grill as anything else.

Jamie Hussey, Executive Chef at Glen Abbey Golf Course in Oakville, Ontario, recommends strip loin or sirloin steaks for the grill. "They have a better flavour, and they are robust," he says.

Ted Reader, the author of *Gastro Grilling*, agrees but adds that he loves rib steak too. "I like my steaks to be cut about one-and-a-half to two-inches thick and weigh about 12 to 16 ounces each, depending on the cut. A thicker steak will cook more evenly and give you a little wiggle room in case you get distracted," he says.

Prepare your steaks

According to Reader, good quality steaks do not need to be marinated or tenderized – only if you want to add a certain flavour.

On the other hand, if you're using a tougher cut, marinate it for at least a day before grilling. Hussey recommends a base of red wine, garlic and herbs – and always a ratio of two-to-one for oil and vinegar.

Salt your steaks just before grilling. This will give them a nice crust. This is the time to season with herbs and garlic if you like, too. Chef Hussey says chimichurri is his favourite steak finisher of all time.

Bring your steaks to room temperature before placing them on your barbecue.

Hit the grill

Cook your steaks for a short time at a high temperature. "Six hundred degrees Fahrenheit or higher if you can," says

Reader. Leave your barbecue lid open and resist the temptation to poke your steaks.

Never overfill your grill. Leave at least an inch-and-a-half clearance around each piece of meat.

Cook your steaks to your preferred doneness (see our chart), and then let them rest for 10 minutes before serving, says Chef Hussey. This prevents bleeding onto your plate.

Never cut your meat to check whether it's cooked to your liking. "Cutting the steak lets all the natural juices escape, leaving you with a dry and tasteless piece of meat," says Reader.

Don't flip out

Only turn and flip your steaks as necessary. Reader suggests this flip-and-rotate approach:

- Place steaks on a hot grill on a 45-degree angle at 11 o'clock.
- Grill for two-to-five minutes to sear, depending on the thickness and doneness you want.
- Turn 45 degrees to 2 o'clock, cook for another two-to-five minutes.
- Flip steaks and baste the grilled surface with your favourite baste. Continue to grill for two-to-five minutes on a 45-degree angle.
- Turn 45 degrees and cook for another two-to-five minutes.
- Flip and baste again.

"Now you have that fancy steakhouse diamond pattern!"

Two final pieces of advice from Chef Hussey: "It's always better to undercook a steak than to overcook a steak. And have fun! Buy the best local products you can, have a couple of beers and enjoy it!"

Pick the perfect steak

Ted Reader's four rules for picking the best beef:

1. **Buy the best quality steak you can afford:** "Not all good top cuts (rib eye or strip loin) are always tender. There are many grades of meat." Grade A is the worst quality and AAA is the best.

2. **Dry aging:** "The older a steak is, the more tender it will be." Many butchers dry age beef themselves.
3. **Fat:** "To put it simply, fat equals flavour. Internal fat or marbling is what gives a steak its succulence and juiciness." External fat will also add flavour, but can be cut off after cooking.
4. **Find a good butcher:** Nobody else will be able to answer your questions better, nor cater to all your steak needs. Learn what you like and want and ask for it.



How do you like your steak cooked?

A meat thermometer is the best way to test doneness. Here's Ted Reader's guide to the steak rainbow:

Blue Rare: A blue rare steak is quickly charred on the outside and barely cooked on the inside. For best results, bring the steak to room temperature before cooking. (130°F)

Rare: A rare steak has a cool red centre. (130-140°F)

Medium-Rare: A medium-rare steak has a warm red centre. (140-145°F)

Medium: A medium steak has a pink centre, and the juices are clear. (145-150°F)

Medium-Well: A medium-well steak has a hot pink centre, and the juices are clear. (150-160°F)

Well-Done: A well-done steak is grey throughout without any trace of pink and the juices are clear. (160-170°F)

Super Well Done: This steak is weighted with a brick until heavily charred on the outside and without any trace of pink and no juices inside. (170°F plus) or



HOME
SWEET
HOME



TRIANGLE
KITCHEN & BATH

TRIANGLE...
creating functional spaces
that reflect your lifestyle
and your style.

782 Notre Dame Street, Embrun
613.443.3933
trianglekitchenandbath.ca



LOGS END

Flooring the way nature intended.
1520 Triole St., Ottawa 1-613-738-7851 logsend.com
Showroom Hours: Monday - Friday 9am - 5pm, Saturday 10am - 3pm



Catherine Pulcine and Stefanie Speranza

STORY **SARAH HOY** | PHOTOGRAPHY **JESSICA DEEKS**

CATHERINE PULCINE

Decorating Den Interiors

Why is this one of my favourite projects? Stefanie Speranza was wonderful to work with and open to suggestions to make a great space for working and entertaining. Given the difficulties of the space it wasn't a simple remove and replace. The design process was collaborative with her wish list and my solutions.

What is unique about this kitchen? There were several challenges and creativity was needed to come up with workable ideas. The old butler staircase was awkward and she wanted to bring the old house into the current century. Everything had to be changed, from layout to lighting. The new plan includes lots of storage and counter space for prep, cooking and baking.

Stefanie Speranza (Homeowner)

Why do you love your new kitchen? I love how functional my new space is. The renovated kitchen has given me the storage, lighting, work surface and gas stove I longed for. The renovation also improved the house overall with a new kitchen window and door and updated plumbing and electrical. *Continued on page 58*



Amanda Wagorn, Adam Stuart, Jeffrey Stuart and Courtney Tunnicliffe

HAPPY HOMEOWNERS

Four businesses and their clients' favourite projects.

AMANDA WAGORN

Luxart Homes

What is so unique about this home? Adam and Courtney's home has many unique features, including the expansive two-storey great room. A back hall access to the more utilitarian areas of the home (mudroom, powder room, kid's play room) allows the common areas (kitchen, dining, great room) to remain excellent areas for hosting.

What is your favourite feature? I like how there is an entrance to the mudroom from both the front porch and the garage. This gives muddy boots belonging to family and guests alike a space to enter the home from the front porch, without worrying about making a mess in the main foyer entrance area.

Adam Stuart and Courtney Tunnicliffe (Homeowners)

What do you love most about your home? We love the open-concept layout. It was amazing being able to go from drawing board to reality for a custom layout that meets our growing family's needs.

From Inspiration to Reality



We specialize in one thing...creating beautiful spaces! Whether you enjoy surrounding yourself with time honoured traditional design, or inspired, modern, cutting edge couture; it's our ultimate goal to design spaces that reflect your taste and your lifestyle.

Our consultation is complimentary.



Catherine Pulcine
613-599-5564



Bea Crites
613-828-2336



Denise Lindsay
613-440-9258



Susan Sykes
613-836-2877



Saree Parry
613-841-3326



Claudette Léger-Paillé
613-722-8786

DECORATING DEN INTERIORS®

Franchises available to talented individuals. Extensive training available. Locations throughout Canada and the U.S. Each franchise independently owned and operated.



www.decoratingden.com
Enter your postal code on our website to find a designer near you!



Maya Hwyn and Phil Kurtz

PAULETTE ROCHON AND ANDREW BOLS

Triangle Kitchen & Bath

Why is this one of your favourite projects? Throughout the house we have kept the same theme, open concept, clean lines with lots of sparkles. Working together with France and Kirk was a real pleasure and the results are stunning, from kitchen and master en suite, to the office, main bath, powder room and laundry room – it all looks bright and comfortable.

What stands out about this kitchen? As small as the kitchen footprint is, with a large window facing the backyard, we were able with the island, to create a very functional, large working space with a breakfast counter. The lighter coloured wall cabinetry really brightens up the place, which is complemented with the black furniture-style island with glass doors.

France Durocher-Smith and Kirk Smith (Homeowner)

Why do you love your new kitchen? Our kitchen is the heart of our new home. It is beautiful and reflects who we are. Paulette and Andrew's professional advice and attention to detail was invaluable in making our dream a reality. **OH**

MARYA HWYN

Céragrès

What do you love about this space/design by Stylehaus?

Achieving richness and a quiet sense of quality without having to use natural stone can be a challenge. To honour the craftsman-style architecture of their home and their lifestyle that wishes minimal maintenance, the modular porcelain tile floor not only looks like, but feels like natural stone. The glass mosaic detailing elevates the elegance of this en suite.

Name one of your favourite products: I am amazed how far sustainable green products have come. The mosaics used are recycled glass from California – handcrafted of fused opaque and translucent glass. This creates an organic and luxurious detail along the perimeter of the space and in the shower.

Phil Kurtz (Homeowner)

Why did you select Céragrès? The well-curated selection at Céragrès enabled us to find the perfect accent tiles for the floor and shower to add bold details while complementing the theme of the room.



Andrew Bols, Paulette Rochon,
France Durocher-Smith, Kirk Smith, Anika Smith



FROM \$449,900
(INCLUDES LOT AND HST)

BUNGALOWS AND TWO-STOREY HOMES

1.5-3 acre lots on the edge of Carleton Place

- Hardwood throughout main floor
- 9' Ceilings
- Most models include a 3-car garage
- Custom design at no charge
- The highest calibre of construction
- 20 minutes from Canadian Tire Centre

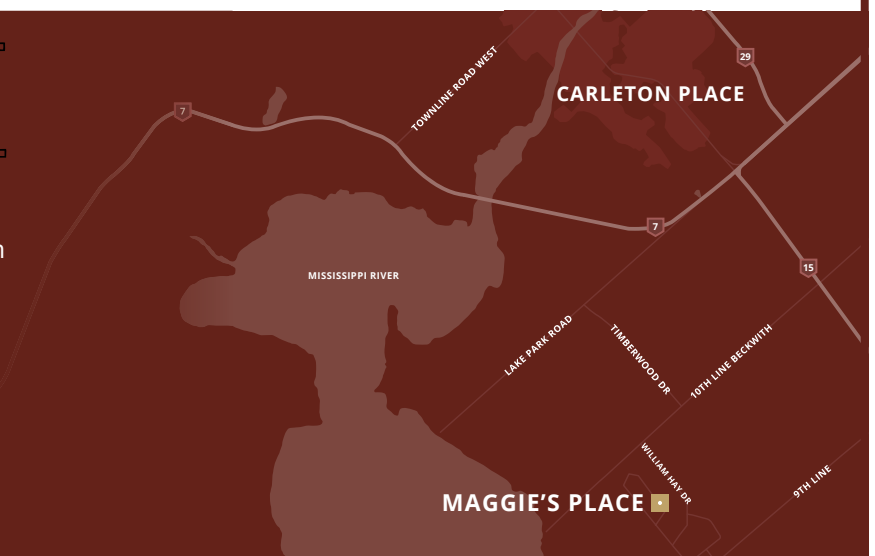


SALES CENTRE HOURS

Saturday and Sunday 12:00pm-4:00pm

107 William Hay Drive
(South off Hwy. 7 onto Hwy. 15, right
onto 10th Line, left into Maggie's Place)

VISIT OUR MODEL HOME >



Book a Consultation
613.253.7571

www.LuxartHomes.com

>> SOURCE IT

OTTAWA VALLEY HANDRAILING

Ottawa Valley Handrailing has been offering high quality, custom balustrade and stair products for over 30 years. Our experience ranges from supplying and installing balustrades for some of Ottawa's biggest builders, to selling components to do-it-yourselfers.



If you are looking to revive your staircase, a new balustrade is often all it takes. Many homeowners request steel balusters hoping to reuse their existing top rail and posts, however a new

system is recommended. There is a maximum allowed width between balusters; steel balusters have a smaller diameter than wood balusters, which means more balusters are required. As a result, the existing holes in the staircase will have to be plugged, and new holes are drilled based on the size of the new baluster. Existing top rail cannot be reused, again due to spacing requirements and the labour required to make the rail usable. New posts are also suggested, as it is more cost effective than refinishing and ensures the integrity of your new balustrade. When combined with new posts and top rail, steel balusters can entirely transform the look of your staircase.

Contact us today at 613.727.0680 or at info@ottawavalleyhandrailing.ca (Please see ad on page 6)

TAILORED LIVING FEATURING PREMIER GARAGE OF OTTAWA Closets • Garages • Home Offices • Pantries • Murphy Beds

As your local Organizational Specialists, Tailored Living featuring PremierGarage is dedicated to bringing Ottawa and the surrounding areas outstanding service and personalized organization solutions to fit your home and lifestyle. Let us help you find the best storage solutions for your home and garage. We have been proudly serving the greater Ottawa area since 2006.

Our custom closet furnishings will make the most of your closet space so your wardrobe is presented to you in a personalized way. Tailored Living offers closet organization solutions in a variety of styles to complement your existing décor. Incorporate baskets,



drawers, shelving and storage behind decorative doors to keep you organized while providing space to hang shirts, pants, and jackets. Find every clothing article and accessory you need, when you need it, with Tailored Living's custom closet furnishings and make the most of your closet.

In addition to all our great in-home products

we can also enhance your garage with a variety of cabinetry and organizational accessories. We are very proud to offer our PremierOne® hybrid polymer garage floor coating developed by Sika® that will transform your old garage floor into an attractive surface that is easy to clean and maintain.

Call now for your free in-home consultation: 613.225.5218
www.TailoredLiving.com • www.PremierGarage.com
(Please see ad on page 19)

A MISCELLANY OF THE NEW,
NEAT, UNIQUE, AND FABULOUS IN
OTTAWA AND THE SURROUNDING AREA

CERTAPRO PAINTERS OTTAWA

At CertaPro Painters®, our reputation is based on Certainty – your Certainty of a job well done. We focus on the details of every project – interior and exterior – and we focus on you, our customer.

We recognize that home and business painting is not an everyday occurrence for you. There is education and preparation that needs to occur to ensure your project goes smoothly and according to your expectations. We do this through a process of communication and education so we can co-create the best possible painting experience with you. We call this the Certainty Service System®.

Your vision is our vision and we are expert at helping select a colour scheme that you will be proud to show off to family, friends, and neighbours. Whether it is freshening areas with a match of the existing colour or adding your own sense of colour and style to your living space, we have lots of colour resources to make choosing paint colours a stress-free process.

"Very satisfied with the work! The painting of our condo was all done in a day and it looks great. Thank you!" ~ Gilles and Micheline S

"We have only glowing things to say about our experience with CertaPro Painters. The crew was actually fun to be around and the job they did was amazing." ~ Deborah and Brian J Isn't it time you experience the CertaPro difference? Book online today at ottawa.certapro.com or call us at 613.701.0701 to schedule your FREE estimate!

(Please see ad on page 67)




DARE TO DREAM

Kitchens and bathrooms are key elements of your personal well being. The kitchen is the heart of our home; a place where we come together on a daily basis. Your kitchen needs to be comfortable and inviting for family and friends alike and it also needs to be functional for the daily routines of food preparation and clean-up. On the other hand your bathroom is your personal sanctuary; close the door and that busy world is shut out in favour of peace and tranquility.

Is your kitchen or bathroom missing something? Not friendly; not functional; is your bathroom not giving you that comfortable spa feeling that you need? Kitchens & Bathrooms First is a local family-owned business that has been delivering comfort and peace of mind to Ottawa area customers for over 12 years. We have the expertise and the know-how to make your DREAM a reality. Stop by our new showroom and let our experienced design staff show you how we can make your dream a reality.

Kitchens & Bathrooms First
www.bathroomsfirst.ca • 613.749.1512



>> SOURCE IT

DOMAINE PERRAULT WINERY

In 1999, Denis Perrault, a local dairy farmer, started a grape growing operation on the family farm in Navan, Ontario. Domaine Perrault Winery is owned and operated by Denis, his wife Lyse and their two daughters Anne and Dominique. The Winery has now grown to 6 acres of vines producing an anticipated 18,000



bottles for the 2015 season. Principle wine maker Bernard Martineau and his team produce 17 wine varieties including rosé, whites, reds, dessert and port.

By contacting Julie Ricard, our sommelier at Domaine Perrault Winery, we offer the

opportunity to pre-book on site events 7 days a week, including wine and cheese tasting and tour packages, birthday and anniversary celebrations, family and corporate events as well as in store tastings and the chance to "relax" the afternoon away on the patio. In store tastings are offered during regular store hours. Domaine Perrault Winery is located at 1000 Perrault Road, Navan. Inquiries can be made by calling 613.835.3925.

Store hours for the 2015 season are May 15 to December 24 Friday, Saturday & Sunday: 11am to 5pm. Wine orders can be placed online via the website www.domaineperrault.ca

(Please see ad on page 31)

HABITAT FOR HUMANITY RESTORE

Habitat for Humanity NCR is responsible for Ottawa's best



kept secret when it comes to renovation and design. The non-profit best known for building affordable housing also operates two ReStores where new and gently used building, renovation and decorating materials are sold.

The ReStores sell everything from cabinetry; light fixtures; tiles; windows and even the kitchen sink! Inventory changes regularly so stop by frequently to check out the new donations received from individuals, professional renovators and stores like Home Depot. You are likely to find one-of-a-kind treasures.

The ReStore keeps waste out of landfills and the proceeds fund Habitat NCR's operating costs. You get great products at a great price while supporting a good cause.

Visit the new affiliate office and Restore now located at 768 Belfast Rd., near the Trainyards and also the west location at 7 Enterprise Dr. near Hunt Club and Merivale. Hours are Monday to Saturday 9-5.

Visit our website www.habitatncr.com

A MISCELLANY OF THE NEW,
NEAT, UNIQUE, AND FABULOUS IN
OTTAWA AND THE SURROUNDING AREA

SPECTRUM KITCHEN & BATH DESIGN

Spectrum Kitchen & Bath Design is the exclusive dealer for two quality kitchen and bathroom cabinet manufacturers, Cartier Kitchens and Cortina Kitchens.

The owners and staff are a group of professional, dedicated and talented individuals with extensive experience in the kitchen and bathroom cabinet industry. We currently service many local custom builders and contractors, as well as some of Ottawa's larger Builder/Developers.

We specialize in kitchen and bathroom design while offering quality products at competitive prices. We provide services that include: design consultation and conceptual drawings; on-site measuring; shop drawings; production drawings; order implementation; scheduling; delivery; installation and follow-up service. Offering a wide range of products, we are able to cater to new home builders, renovators, contractors, as well as individual homeowners.

With two cabinet manufacturers and many cabinet lines to choose from as well as a wide selection of countertops including, laminates, Corian, Quartz and Granite, we are able to cater to your individual needs.

Since opening our first showroom in 2009, we have been gradually building our client base and taking on new business. Our new 2000 sq. ft. showroom in Kanata is now open to offer our clients a multitude of styles and finishes to choose from.

Visit our new showroom at 430 Hazeldean Road, Unit 2, Kanata www.spectrumkitchens.ca (Please see ad on page 9)

HAVE YOU EVER NEEDED SPACE, TOOLS, OR INSPIRATION
TO GET A PROJECT DONE?

The time has come for Ottawa residents to become empowered and let their imagination come to life. Whether you desire to work with metal, paint, fabric, food, earth, or wood, the Ottawa Tool Library will enable your inner artist, maker, builder or hobbyist to come out.

Few adult play spaces exist where in the same location you can mix mediums, learn techniques from other creative types, access unlimited tools, and leave the mess behind. This place is the Ottawa Tool Library, a new not-for-profit organization with a vision to provide one space for all to co-exist.

Perhaps you have the space, and only need access to tools. Simple, with a low cost annual membership, the library has a variety of plans in place for you to spark your inner DIY. Stay tuned in the weeks ahead when the dedicated team of volunteers behind the Ottawa Tool Library announces when and where you can access their full line of hand, power, kitchen, and garden tools.

Visit OttawaToolLibrary.com and sign up to the newsletter to stay in the know of Ottawa's newest Do-It-Yourself resource. OttawaToolLibrary.com



HOME FOR THE *summer*

STORY **WALTER FRANCZYK**

A sunny southern exposure, breathtaking views and a sandy beach – alluring delights of a summer home are easy to picture. “We all want the dream,” says realtor Caitlin Hill of Royal LePage. But the joys of summer aren’t always available at a price buyers can afford. “The reality is, that dream is \$500,000 and you may only have \$300,000, so you have to give up something in your dream,” says Fred Aitken, a Royal LePage broker. “We can go out and find the next best thing,” says Hill.

2014 Cottage Priced from the Royal LePage 2014 Recreational Property Report

	Waterfront Land Access	Water Access Only	Inland
Bruce Peninsula	\$250,000 - \$400,000		\$150,000 - \$210,000
East Kawarthas	\$380,000 average	\$325,000	\$275,000 average
Haliburton	\$350,000 average	\$200,000	\$150,000 average
Honey Harbour	\$500,000 average	\$300,000	
Kawartha Lakes	\$450,000 average	\$250,000	\$175,000 average
Kingston	\$185,000 - \$325,000	\$175,000 - \$210,000	\$80,000 - \$110,000
Land O’ Lakes	\$310,000 average	\$190,000	\$170,000
Meaford - Collingwood	\$345,000		\$219,000
Muskoka	\$525,000 - \$650,000	\$325,000 - \$410,000	\$155,000 - \$195,000
Orillia - South Muskoka	\$500,000	\$300,000	\$200,000
Parry Sound	\$350,000	\$275,000	\$275,000
Rideau Lake	\$265,000 - \$400,000	\$175,000 - \$350,000	\$150,000 - \$200,000
St. Joseph Island	\$150,000		\$100,000
Southwestern Ontario	\$195,000 - \$2,450,000		\$239,000 - \$879,000
Sudbury	\$190,000	\$140,000	\$100,000

The Lakes of Muskoka realtors expect another strong season of recreational property sales in Ontario’s cottage country. A healthy economy, rising employment and low interest rates have buoyed the residential housing market. Like a rising tide, it has lifted recreational property sales to their highest levels since the financial meltdown of 2008. With house values rising, some people are leveraging equity gains in their urban homes to buy cottages and summer homes all over Ontario.

Typical cottage hunters want a woodland retreat within a two-hour drive of home. Ideally, they want a country house on the water, with cathedral ceilings and windows overlooking the lake – a property where children can play safely, where they can swim, launch a canoe, dock a boat or fish. With many of the six million denizens of southern Ontario cities eager for respite from summer heat and suburban hubbub, demand for summer homes is high, and so are the prices.

Royal LePage’s 2014 Recreational Property Report estimates that cottages on Lake Erie and Lake Huron, within an hour or two-hour drive of London, ranged from \$195,000 to \$2.4 million. In Muskoka, two hours north of Toronto, typical waterfront cottages with road access were selling from \$525,000 to \$650,000. On larger Muskoka lakes, more than 100 waterfront cottages fetched between \$1 million and \$8 million.

There are comparative bargains. In eastern Ontario, in the land of 1,000 islands,

waterfront cottages with road access in the Kingston area ranged from \$185,000 to \$325,000. Waterfront properties accessible only by boat cost \$175,000 to \$210,000 while inland sites were \$80,000 to \$110,000.

In the Meaford and Collingwood areas, the average price of a waterfront cottage with land access was estimated at \$345,000. A similar property on the Bruce Peninsula ranged from \$250,000 to \$400,000. In Haliburton, the price averaged \$350,000.

If you’re lucky enough to live in northern Ontario or are willing to drive several hours, you can buy an affordable recreational property and still have money for all the toys to equip it. Up north, they’re usually called camps, not cottages. On St. Joseph Island, a 45-minute drive southeast of Sault Ste. Marie, cottage owners can watch gigantic lake freighters ply the St. Marys River from waterfront properties that can be bought for an average of \$150,000. Inland camps run about \$100,000.

Near Sudbury, home of Science North, Dynamic Earth and the Big Nickel, waterfront camps and cottages average \$190,000, while a water access only site will run about \$140,000 and an inland property \$100,000 – a bargain if you’re willing to drive four hours from Toronto. Similar prices can be found around Lake Nipissing in the North Bay area.

The three things that most affect the price of the cottage are the size of the lake, size of the cottage and its condition. The proximity of amenities, such as shopping, dining, a

movie theatre or golf, is also a factor. The closer the amenities, the more a cottage might cost. Cottages accessible only by boat are less expensive as are those inland without any waterfront.

Rob Serediuk, a salesman with Chestnut Park Real Estate Ltd. Brokerage, estimates that more than half the people he deals with have considered renting their cottage when they’re not using it to help cover expenses. Cottage rental agencies can screen tenants and handle all the administration for a fee. Keeping a cottage, maintenance and repairs, utilities and taxes will cost just as much as a home in the city.

Many people are making more use of their country homes than their parents did a generation ago. The demand for year-round road access and four-season liveability is hot. With the proliferation of reliable Internet service, four-day weekends at the cottage are getting more popular. “People who are working from their house are now working from their cottage,” says Aitken.

More and more buyers view the cottage as more than a summer home. Rob and Jennifer Anderson of Newmarket designed their cottage on Lake of Bays with their three young children in mind. But they also planned years ahead. “It will eventually be where Rob and I will retire,” says Jennifer. “We would be there half the time and hopefully somewhere warm through the hard winter months, when we get to that stage of our life.” **OH**



LOG • TIMBERFRAME • HYBRID



DISCOVERY DREAM HOMES.COM



1.866.395.LOGS

OUR HOMES attracts the area's finest businesses to advertise in our pages, and utilize our unparalleled distribution and coffee-table appeal to market their products and services. We're making it easier for you, our readers, to become educated as you plan your home-and real estate-related purchasing decisions. View these business ads online at ourhomes.ca/ottawa
The listings below are organized alphabetically by industry.

BUILDERS

CARDEL HOMES *Page 7*
DISCOVERY DREAM HOMES *Page 64*
GREENMARK BUILDERS INC. *Page 69*
HIERARCHY DEVELOPMENT & DESIGN *Page 47*
LUXART HOMES *Page 59*
MINTO COMMUNITIES *Page 5, 15*
OAKWOOD *Page 72*
PATTERSON HOMES *Page 51*
TIMBERVILLE *Page 35*

COUNTERTOPS/GRANITE/CONCRETE & STONE/TILE

INTERSTONE *Page 11*
URBAN QUARRY *Page 23*

CUSTOM CABINETS

HOUSE OF FINE CARPENTRY *Page 53*
MR KITCHENS *Page 16*
TAILORED LIVING *Page 19*

DESIGNERS/DECORATORS

7J DESIGN *Page 34*
CANADIAN DECORATORS' ASSOCIATION *Page 31*
DECORATING DEN INTERIORS *Page 57*
INTERIOR IMAGES *Page 31*
JOSÉE LAPALME *Page 19*

FINE WOODWORKING

HOUSE OF FINE CARPENTRY *Page 53*

FIREPLACES & STOVES

HUBERT'S FIREPLACE CONSULTATION + DESIGN *Page 2*

FLOORING

BARWOOD FLOORING *Page 13*
INTERSTONE *Page 11*
LOGS END *Page 55*
ORLEANS CARPET *Page 3*

FURNITURE & HOME DECOR

DECORATING DEN INTERIORS *Page 57*
JUST IMAGINE HOME AND GARDEN DÉCOR *Page 53*

GLASS & GLASS DESIGN

MIRROR WORKS *Page 34*

HEATING & COOLING/PLUMBING

HYDRO OTTAWA *Page 18*

HOME IMPROVEMENTS/RENOVATIONS

GREENMARK BUILDERS INC. *Page 69*
OAKWOOD *Page 72*
OTTAWA HOME ADDITIONS *Page 8*
PATTERSON HOMES *Page 51*

HOME ORGANIZATION

ECL INNOVATIONS *Page 46*
TAILORED LIVING *Page 19*

KITCHEN AND BATH

MR KITCHENS *Page 16*
PARADISE BATH & KITCHEN *Page 67*
PURE ELEMENTS OF DESIGN KITCHEN AND BATHROOM STUDIO *Page 69*
SPECTRUM KITCHEN & BATH DESIGN *Page 9*
TRIANGLE KITCHEN & BATH *Page 55*
WESTEND BATH & KITCHEN CENTRE *Page 45*

LANDSCAPE DESIGN/LANDSCAPING/LAWN & GARDEN

YARDS UNLIMITED *Page 34*

MOVING/SELF STORAGE

DYMON SELF STORAGE *Page 17*

NEW HOME COMMUNITIES

CARDEL HOMES *Page 7*
DISCOVERY DREAM HOMES *Page 64*
GREENMARK BUILDERS INC. *Page 69*

LUXART HOMES *Page 59*

MINTO COMMUNITIES *Page 5, 15*

TIMBERVILLE *Page 35*

NON PROFIT ORGANIZATIONS

CANADIAN DECORATORS' ASSOCIATION *Page 31*

PAINTING & DECORATING

CERTAPRO PAINTERS *Page 67*

RAILINGS, STAIRS & TRIM

OTTAWA VALLEY HANDRAILING COMPANY LTD. *Page 6*
URBAN STAIRS & RAILS *Page 46*

REAL ESTATE

WENDY JACQUES - SUTTON GROUP - PREMIER REALTY *Page 36-37*

SPECIAL EVENTS

PARENTING TIMES *Page 71*

UTILITIES

HYDRO OTTAWA *Page 18*

WINDOW FASHIONS

ORLEANS CARPET *Page 3*

WINDOWS & DOORS

BONNECHERE VALLEY WINDOWS *Page 51*
MIRROR WORKS *Page 34*

WINE CELLARS

CAPITAL CELLARS *Page 47*

WINE PROFESSIONALS & SOMMELIERS

DOMAINE PERRAULT WINERY *Page 31*

OUR HOMES is committed to ensuring the businesses above appear under the correct headings. To make a correction, or to have your business listed under more than one heading, please email beth.charbonneau@ourhomes.ca. To have your business listed in our Home Resource Directory, call 613.519.1609 ext. 100 to advertise.



CANADIAN TIRE: Satori
S-Shaped Patio Lounger



HAUSER: Southampton
Chaise in Roasted Pecan



POTTERY BARN:
Hampstead Teak Double
Chaise in Honey with Ink
Blue Cushion



HAUSER: Lollygagger
Chaise in Apple Red

LOUNGE AND RELAX

Sipping a cool drink by the pool, on the dock or in the backyard is the ultimate summer indulgence. Pick your style and lounge in comfort.

Continued on page 68



Expert Design & Craftsmanship *for over 30 years.*

Family owned, **Paradise Bath & Kitchen** has been helping Ottawa homeowners with their bathroom and kitchen renovations since 1984. Our team of expert designers, cabinet makers and plumbers work with our valued customers on projects from start to finish.

Visit our newly renovated showroom for innovative products and personalized service.

paradise
BATH AND KITCHEN

48 Northside Road, Nepean | 613.828.1515
www.paradisebathandkitchen.ca



CertaPro Painters®

Proudly Serving the Ottawa Area

Painting your home is a personal experience. At CertaPro Painters® we work very hard to make sure it's also your **most rewarding**, enjoyable **home improvement project of the year.**

613-701-0701
ottawa.certapro.com

Because Painting is Personal®

Each CertaPro Painters® business is independently owned and operated.

outdoor living

online Get more outdoor living at
ourhomes.ca/mag/outdoor



WEST ELM: Tillary
Outdoor Sofa



DEDON: FEDRO Floor
Rocker in Flamingo



HAUSER: Teak
Summer Chaise



FATBOY:
Headdemock in Red



GLUCKSTEIN HOME:
Tofino Lounger



DEDON: ORBIT
Loveseat



Building homes
on the strongest
foundation.Trust.

Custom Homes
Designed
for Living.
Built for Life.



youtube.com/greenmarkbuilders
613.898.5940
greenmarkbuilders.com



Looking forward to designing your space.

pure elements of design kitchen & bathroom studio
5- 2150 Robertson Rd., Ottawa | 1.613.366.2575 | pureelementsofdesign.ca
Creating great designs is our passion.



finishing touch

OH CANADA!

Celebrate Canada Day at home all summer long with a shout out to our 50-year-old flag. We've gathered some products to mark the day and acknowledge how lucky we are to live in this great country.



1. PRINTABLES: Marley Design 2. POTTER'S WORKSHOP TABLEWARE: West Elm 3. SUMMER DRINK BOTTLE GLASS: Crate & Barrel 4. LAUNDRY STRIPE NAPKIN: Pier1 Imports 5. CANADIAN VANILLA, EH!: Chapman's 6. CLASSIC CAESAR: Mott's 7. STRAWBERRY SHORTCAKE: Sarah Bakes Gluten Free Treats



8. CANVAS CATALINA COLLECTION WICKER PATIO LOVESEAT: Canadian Tire 9. THE CANADA COLLECTION GEOGRAPHY BBQ APRON: HBC 10. BBQ SET: Hat Trick BBQ 11. THE CANADA COLLECTION CANADA DAY LED LANTERN: HBC 12. CHUNKY LUXE BEACH TOWEL: HBC 13. MYSINGSÖ BEACH CHAIR: Ikea



14. KEG FRIDGE: Elmira Stove Works 15. NET CERAMIC STOOL: Pottery Barn 16. DRAGGAN CART: Ikea 17. CANADA FLAG TOSS CUSHION: Urban Barn 18. HV1 TAP: Vola 19. FRAMED MINI FLAG: Restoration Hardware

NEPEAN SPORTSPLEX

1701 Woodroffe Ave.
Ottawa, Ontario

FREE PARKING

Corner of West Hunt Club
and Woodroffe Ave.

PARENTING TIMES MAGAZINE

Presents the

Ottawa

Parent & Child
expo

Oct. 24 & 25, 2015

Family
Day Pass
\$12**
(*2 adults, 2 kids)

play
Learn
Explore

Fitness Demos



nickelodeon
DORA
the
EXPLORER
© Viacom International Inc.

Meet Dora The Explorer and Diego*



Play Zones



Activity Zones



Face Painting

Questions? Talk with local parenting experts

For the Parents:

- New products
- Shopping
- Education & private schools
- Parent & child fitness
- Family health & wellness
- Summer camps
- And much more

For the Kids:

- Meet & Greet Dora the Explorer & Diego*
- Interactive Play Zones
- Enjoy entertainment & mainstage performances
- Exhibitor performances
- Martial arts, gymnastics and fitness demonstrations
- Special mascot appearances
- Check www.ParentandChildExpo.ca May 1st for even more show updates

* Note: Dora & Diego is not a musical performance.

Attention
Ottawa Parents!
Want to learn more
about all the family
fun at the show?

Check out our website launch May 1st for all the show details
www.ParentandChildExpo.ca

Our Sponsors & Partners

ourhomes

International Nannies
& Homecare Ltd.

norecob

CAPITAL
PARENT

familymedia
publishing

PARENTING TIMES

Looking to Exhibit?

For more information and to book your booth contact
peter@OttawaParentingTimes.ca or 613-656-3430

2014 Ontario
Renovator of the Year

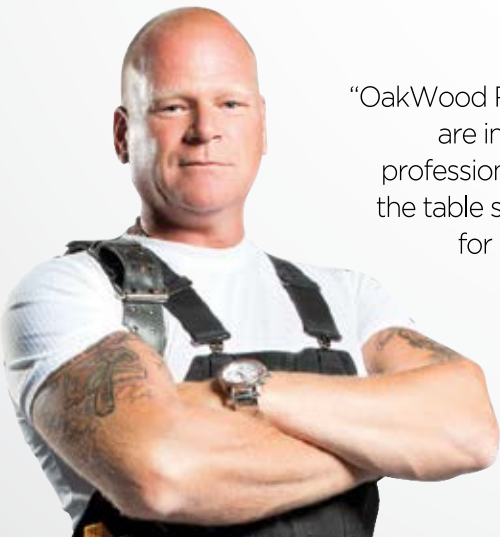


Home Design & Renovation
**Voted Ottawa's Best
Company**



OakWood
DESIGN • PLAN • BUILD

Canada's Only
Mike Holmes Approved
Renovator



"OakWood Renovation Experts
are industry leaders. The
professionalism they bring to
the table sets a new standard
for home renovations."

Mike Holmes



Ottawa's **Most Trusted**
Renovator with 2 Torch Awards



**A Name You Can Trust
To Do Your Renovation Right**
Award Winning. On Budget. No Surprises.

OakWood.ca
613.236.8001