

WINTER 2016

STYLE ■ COMFORT ■ IDEAS ■ REAL ESTATE

ourhomes

T H E C I T Y O F O T T A W A

Coastal Charm IN RUSSELL

AWARD
WINNING
NEW BUILD

STYLE PICKS
FOR THE FAMILY ROOM

plus SHOP
MANOTICK

BUSINESS TO BUSINESS (B2B) SALES & FABRICATION ONLY
 KITCHEN COUNTERTOPS • CUSTOM FABRICATION • VANITY TOPS
 WE DO NOT SELL DIRECTLY TO THE PUBLIC - **B2B PARTNERS ARE WELCOME!**



- Large Indoor Granite & Quartz Inventory
- Installed in under 10 business days
- Digital technology & Eco-Friendly process
- Dedicated Project Manager available for you and your customers
- 5 000 sqf. showroom and 14 000 sqf. stone fabrication centre
- We have partnered with the most reputable Quartz brands



Showroom
 1886 Merivale Road, Unit 100B, Ottawa ON K2G 1E6
Mon-Fri: 9am-6pm Sat: 9am-4pm

Stone Fabrication Centre
 50 Slack Road, Unit 2D, Ottawa ON K2G 3N3



DEDICATED TO OUR BUSINESS PARTNERS AND THEIR CUSTOMERS

613 225 1117 • WWW.THESTONEFABRICATOR.COM

potvin
 KITCHENS & CABINETRY

Real life. We get it.

That's why we listen. And work with you to create truly livable kitchen spaces. Spaces and cabinetry that responds to the needs and lifestyle of your family. Kitchens that are both highly functional and uniquely beautiful. Kitchens that are always a pleasure to come home to.

KITCHENS TO COME HOME TO

Proud leader in the industry for the past **35 yrs**

potvinkitchens.com



Visit our Rockland showroom, Monday to Friday, or call **613.446.5181** to book your cabinetry consultation appointment.

HOUSE OF FINE CARPENTRY INTRODUCES



CABIFYCABINETRY
GREAT CABINETS. **SIMPLY.**



DESIGN. MANUFACTURING. INSTALLATION

The same great designs and quality you have come to expect.
Quality on time, everytime.

Call today 613.736.9930
or visit us at 5-790 Industrial Ave.
cabifycabinetry.com



HOUSE OF
FINE CARPENTRY



The Most Prestigious Luxury Estate Development in Ottawa

- One Acre Lots/City Water
- Lots from \$365,000 + HST (\$0 Down Payment OAC)
- Homes from \$1.2 million
- Hunt Club and 416 Highway
- Free 1-Year Membership at Cedarhill Golf and Country Club

info@onassa.com | www.onassa.com | 613 742 5700

NO MAINTENANCE FEES, NO PROPERTY TAXES, NO COMPARISON

★★★★

“LEARN WHY PEOPLE ARE CHOOSING
TO LIVE AT WILLIAM’S COURT”

Visit WilliamsCourt.com



LEANNE CUSACK

**IMMEDIATE
OCCUPANCY**
or book for 2016

\$1350 - \$2990/Month

AWARD WINNING AMENITIES
No Additional Fees

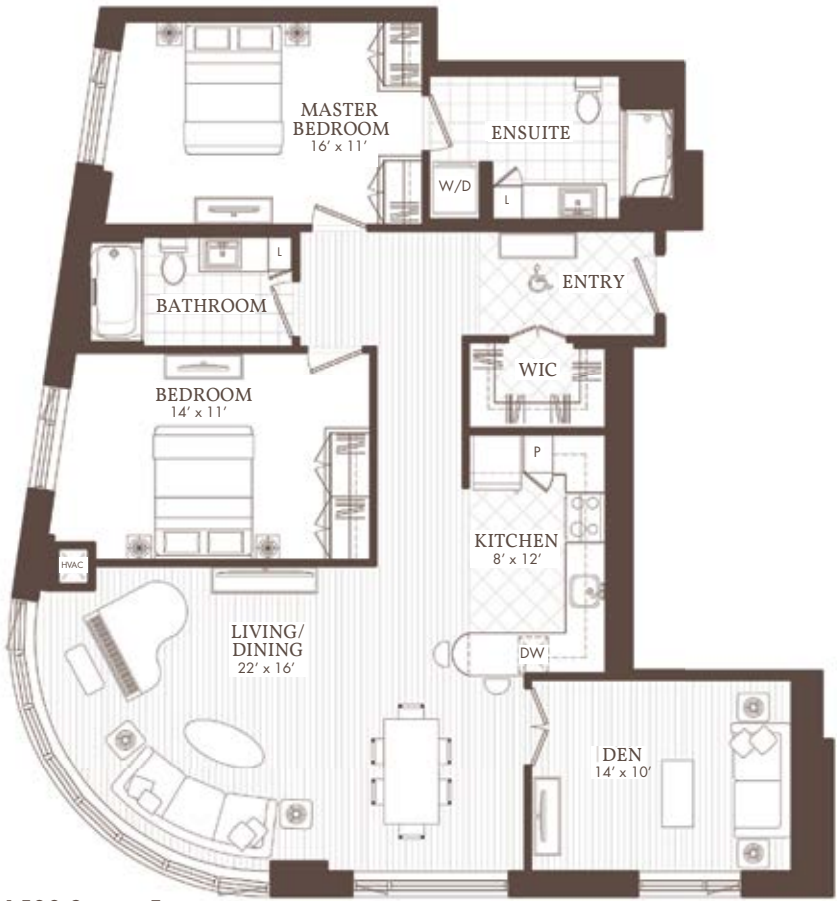
★★★★

6 APPLIANCES INCLUDED
9 FOOT CEILINGS
IN-SUITE LAUNDRY
AMPLE STORAGE
INDOOR SALTWATER POOL
STAFFED FITNESS CENTRE
PUBLIC TERRACE BARBECUES
LOUNGE
GAZEBO GARDEN
LAKES & TRAILS
GUEST SUITE
GAMES ROOM

★★★★

**TOUR TEN FURNISHED
MODEL SUITES**

Grand Suites Available Upon Request



*1500 Square Feet

LEASE A LÉPINE APARTMENT TO ENJOY
PEACE OF MIND, FREEDOM TO TRAVEL, AND A RESORT LIFESTYLE

613.663.1904



DXV
AMERICAN STANDARD

Beauty is in the details.



MONDEAU™



BATHROOM & KITCHEN
SALLE DE BAIN & CUISINE

mondeau.ca     

OTTAWA 1282 Algoma KANATA 20 Edgewater GATINEAU 130 Jean Proulx



LEASING CENTRE Mon-Fri 9AM-5PM, Sat-Sun 10AM-5PM. After hours by appointment.
1145 Maritime Way, Kanata | 613.663.1904 | WilliamsCourt.com

★★★★
LÉPINE

We'll Turn Your Bathroom Into A Spa
We Manufacture, Supply & Install



Your One Stop For Luxurious &
Custom Bathrooms Complete Design Services With
25+ Years Experience



VISIT OUR
SHOWROOM:
1885 Merivale Rd.
(Near Hunt Club W.)
Ottawa, ON K2G 1E5
613.212.2057
www.tego.ca



Bonnechere Valley Windows



Manufacturers of

- European Tilt & Turn style windows and doors
- Traditional casement, slider and hung windows



www.b-v-w.com

Eganville, Ontario

info@b-v-w.com

Telephone: 613-628-3056

Toll-Free: 1-800-257-1681



REGIONAL PUBLISHER/FRANCHISE OWNER **Melkay Media Inc.**

Beth Charbonneau
beth.charbonneau@ourhomes.ca

REGIONAL MANAGING EDITOR Sarah Hoy
sarah.hoy@ourhomes.ca

REGIONAL PRODUCTION MANAGER Kelly Donaldson
kelly.donaldson@ourhomes.ca

MARKETING & ADVERTISING Beth Charbonneau
613.519.1609 ext. 100, (c) 613.327.1923
Mike Beard, 613.519.1609 ext. 103
(c) 613.324.3404 mike.beard@ourhomes.ca

OUR HOMES is a registered trademark of OUR HOMES MEDIA GROUP INC.
OUR HOMES The City Of Ottawa is published four times a year by
Melkay Media Inc. under the license of OUR HOMES MEDIA GROUP INC.

OUR HOMES is distributed via free pick up to residents of Ottawa at
high traffic locations throughout the region. OUR HOMES is distributed throughout
select neighbourhoods, professional offices and to select business establishments
via direct mail and can be viewed online at ourhomes.ca/ottawa.

Please send all letters and/or feedback to OUR HOMES Magazine, 11 - 300 Earl Grey Dr.,
Suite 209, Kanata, Ontario K2T 1C1. Or email us at editor@ourhomes.ca.
All letters received are subject to editing for grammar and length.

OUR HOMES MEDIA GROUP INC:

EDITORIAL

EDITOR-IN-CHIEF Georgette McCulloch
georgette.mcculloch@ourhomes.ca

ASSOCIATE & WEB EDITOR Laurel Fortin
laurel.fortin@ourhomes.ca

MANAGING EDITORS Nancy Belgue,
Adrienne Brown, Pauline Clark,
Laurel Fortin, Walter Franczyk,
Mary Hatt, Sarah Hoy, Gina Makkar,
Tiffany Mayer, Georgette McCulloch,
Annette McLeod, Melissa North,
Jennifer Schleich, Melody Wren

ART

ART DIRECTOR Tara Chattell
tara.chattell@ourhomes.ca

ASSOCIATE ART DIRECTORS
Sheila Britton, Georgie Donais

PRODUCTION

PRODUCTION DIRECTOR Lynn Derrick
lynn.derrick@ourhomes.ca

PRODUCTION MANAGERS
Julia Dempsey, Kelly Donaldson,
Marilyn Reid, Abby Reynolds,
Tracy Shuttleworth

OPERATIONS

MANAGING DIRECTOR, SALES & MARKETING
Jamie Jefferson
jamie.jefferson@ourhomes.ca

MANAGING DIRECTOR, OPERATIONS
Georgette McCulloch
georgette.mcculloch@ourhomes.ca

ACCOUNTING Donna Duggan
donna.duggan@ourhomes.ca

ADMINISTRATIVE ASSISTANT Lisa Merrell

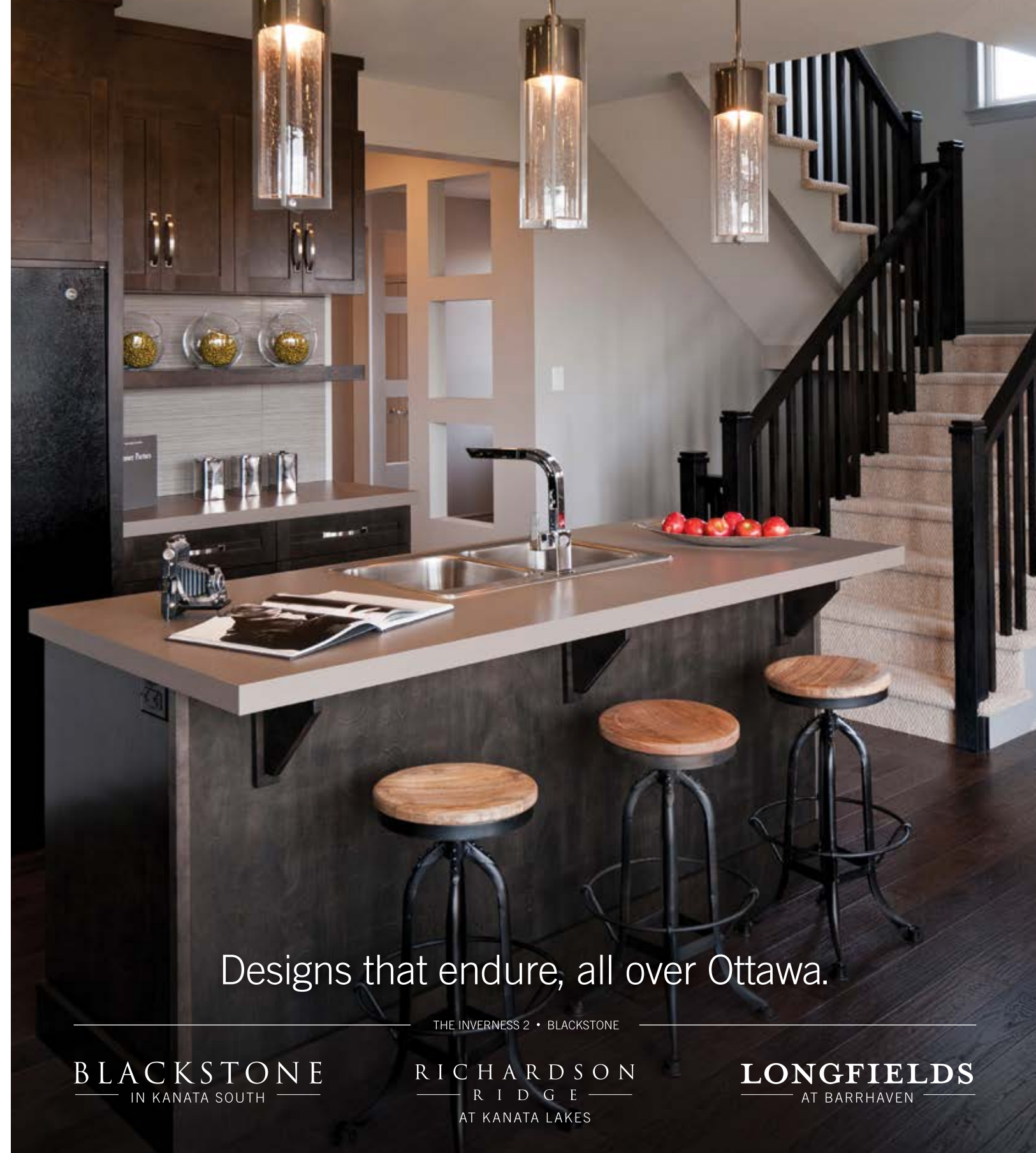
CONTRIBUTORS

Brandon Barre, Sheila Britton, Tara Chattell, Jessica Deeks, Walter Franczyk,
Lynda Graveline, Melissa Hare, Jason Hartog, Jenelle McCulloch, Stephanie Redmond,
Melanie Rekola, Yanic Simard, Justin Van Leeuwen, Heather Wright, Ted Yarwood

Advertisements and the content, including photos, of advertisements published within OUR HOMES
magazine are supplied solely by the advertiser and neither the publisher nor OUR HOMES Media
Group Inc. accept responsibility for opinions expressed in advertisements or for copyright issues with
regards to photos, advertising copy and advertisements, nor shall they be held liable thereby. By act
of reading this publication, all advertisers and readers agree to indemnify and hold harmless both
OUR HOMES Media Group Inc., and the publisher thereby. Copyright ©2015 OUR HOMES Media
Group Inc. All rights reserved. Reproduction without permission is prohibited.

OUR HOMES CAN BE FOUND IN THE FOLLOWING MARKETS:

- Barrie • Durham Region • Grey Bruce • Hamilton • London
- Mississauga • Muskoka • Niagara Region • Oakville/Burlington/Milton
- Ottawa • Peterborough • Southern Georgian Bay • Vaughan
- Region of Waterloo • Wellington County/Orangeville/Caledon • Windsor



Designs that endure, all over Ottawa.

BLACKSTONE
IN KANATA SOUTH

RICHARDSON
RIDGE
AT KANATA LAKES

LONGFIELDS
AT BARRHAVEN

Built for real life.
CARDELHOMES.COM

CARDEL
HOMES



↑
Sarah and baby Emily

WINTER IS HERE. Soon the snow will fall and children will be building snowmen. The Gatineau Park will be full of skiers. The canal will freeze over and we will be enjoying an evening skate in the moonlight drinking hot chocolates – how lucky are we to live in Ottawa?

The festive time of year brings together friends and family, old and new. As I am writing this letter I am looking over at a Christmas present that came early to my family. Our baby girl, Emily, came into this world ready for the holiday season. Yes, she came a little earlier than expected, but what nicer a surprise could there be?

There's nothing like sitting by the fire with the tree glowing (baby in arms) and reading a magazine – a cosy OUR HOMES magazine. The homes we have in this issue range from modern to period. We love the open space of our Home & Builder feature, but also swoon over the rustic feel of our feature home decked out in classic festive cheer.

Our Style Picks may give you some ideas on creating the ideal family room this season, whereas the Shop Spot focuses on the beautiful town of Manotick. On a side note, you must try the delicious eggplant lasagna recipe!

Our People feature is all about businesses who are there to help, and this may be the time of year where you plan your next renovations.

However you are spending this winter season, we wish you love, laughter and happiness.

Sarah

Sarah Hoy, Managing Editor
sarah.hoy@ourhomes.ca

Follow us nationally
@OurHomesMag



Your friends
will be *green*
with envy.



Expert Design &
Craftsmanship
for over 30 years.

Family owned, Paradise Bath & Kitchen has been helping Ottawa homeowners with their bathroom and kitchen renovations since 1984. Our team of expert designers and plumbers work with our valued customers on projects from start to finish.

Visit our 5000 square foot showroom for Innovative products and personalized service.

paradise
BATH AND KITCHEN
48 Northside Road, Nepean | 613.828.1515
www.paradisebathandkitchen.ca

contents

winter

32



ON THE COVER

Russell Goes Cape Cod.
Story, page 38.
Photography by
Jessica Deeks.



20

departments


- 10 EDITOR'S NOTE
- 14 PUBLISHER'S NOTE
- 18 ADVICE
Trim & Mouldings
- 20 STYLE PICKS
Family Rooms
- 32 SHOP SPOT
Manotick
- 56 PEOPLE
Five Pros
- 65 HOME RESOURCE DIRECTORY
- 70 FINISHING TOUCH
Marvellous Marble

features

- 24 HOME & BUILDER
Greely Deconstructed
- 36 HOLIDAY HINTS
Tree Choices
- 38 FEATURE HOME
Coastal Russell
- 48 DESIGN IDEAS
Styling White
- 52 DECORATING
Dining Lights
- 54 COOKING AT HOME
Eggplant Lasagna
- 62 REAL ESTATE
Energy Savings
- 66 DOUBLE TAKE
Arts & Crafts
- 68 CRAFTY IDEAS
DIY Twine Trees



24



54



38

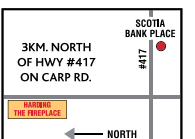
Have difficulty choosing
the 'perfect' colour?
Now you don't have to.



613.831.5056

2755 Carp Road, Ottawa

www.hardingthefireplace.ca





Marc and Beth Charbonneau

WHAT A WONDERFUL YEAR

it has been for us here at OUR HOMES Ottawa! We celebrated our first five years of publishing OUR HOMES, we welcomed Mike Beard to our team and now we are growing again! Our Managing Editor Sarah Hoy and her husband, Anders, have just brought home their new baby daughter, Emily May. Our team would like to wish the new family many years of happiness. We hope to see baby Emily make a cameo appearance in an upcoming photo shoot!

OUR HOMES Ottawa is now a proud member of the Greater Ottawa Home Builders' Association, joining just in time to attend the GOHBA Housing Design Awards Gala. My husband Marc and I had such a wonderful evening! It was a pleasure to see so many of our supporters receive their well-deserved recognition. Congratulations to all who were nominated!

This January, we will be attending the

Our Homes Ottawa
is now a proud member



Ottawa Home & Remodelling Show for the first time. The show will feature celebrity speakers and free seminars, one-stop shopping for ideas to renovate, decorate or see the latest products for your home. We love an opportunity to meet our readers, so we hope you'll stop by our booth for a visit! Clip out the coupon on page 46 to save on the admission price.

Until next year, OUR HOMES wishes all of our readers and supporters a wonderful holiday, and health and happiness in 2016!

Beth Charbonneau

Beth Charbonneau, Publisher
beth.charbonneau@ourhomes.ca

f Like us on Facebook at
facebook.com/OurHomesOttawa
t Follow us locally @OurHomesOttawa



transform your kitchen from cocoon to butterfly



Bring out the true beauty of your kitchen with beautiful Cambria® countertops. See Cambria's 124 stunning designs and find a dealer near you at CambriaCanada.com/Ottawa.

NEVERN™
Waterstone Collection™



NATURE MADE GRANITE. WE MADE IT BETTER.



- Maintenance Free
- Durable, Lasting Beauty
- Fits Over Existing Countertops

Get the durable beauty of granite, without the headaches and hassles of new countertop installation. Our superior granite surface is bonded permanently over your existing countertop and installs in most kitchens in a day. It's stain resistant, maintenance free, and backed by a LIFETIME WARRANTY.

613-800-2287

**1446 Cyrville Road
Ottawa, ON K1B 3L9**

<http://www.granitetransformations.com/ottawa>

Riverside Park South gets **greener!**

RIVERPARK GREEN

A new development where sustainable meets style.



Given the rising cost of energy prices, as well as a growing social awareness of our place on earth, literally, homeowner demands for a product that meets their aesthetic desires and environmental pragmatism is increasing.

Sensitive to this complex set of social and structurally sound needs, award-winning green builder RND Construction is launching a new infill development in the mature neighbourhood of Riverside Park South. Riverpark Green will consist of four custom homes, ranging in size from 2500 to 2900 sq. ft. with unique features, inside and out. Construction has already begun on the first home.

This development is the latest collaborative effort between RND Construction and Ottawa architect Christopher Simmonds. This relationship has spanned 25 years and culminates in home design that celebrates a home's connection to its natural environment, through clever design details and environmentally sensitive construction methods.

From a design standpoint, the homes of Riverpark Green have been designed with an awareness of natural elements like air, space and light. Floorplans are open and spacious, and permit for the flow of both air and natural light. There will be particular attention paid to existing trees on these oversized lots, incorporating them in the exterior design.

RND Construction not only believes in green housing, it is one of their operational pillars. They have won many housing awards, which include five custom homes and five green custom homes. They specialize in LEED® certified and R2000 construction. Their use of smart technologies, translate into energy efficiencies that mean cost savings for the homeowner and a smaller environmental footprint.

Roy Nandram, RND Construction president and project manager says, "Green homes are more comfortable. They save you energy now and help cut energy costs in the future. They are more durable." And RND takes great care to back this durability. As a matter of standard practice, RND, with their green building methodology and materials, strive to exceed standard building code by 50 percent and in some cases more.

Roy explains that RND homes have "advanced windows that are triple glazed; we add additional insulation; we have high quality HRV systems; we choose finishes that are good for air quality. RND is a proactive builder that believes owning a green home is part of an overall lifestyle. That is why they will equip each home with an electric car charger in the garage, facilitating the use of environmentally friendly transportation too.

No matter what your housing style, the case for going green is compelling.



advice

Designer
Stephanie Redmond
shares her ideas.



TRIM DETAILS

Architectural details are an important part of your home's aesthetic, whether they stand out as a dominant feature or remain minimal and inconspicuous. Crown mouldings, door and window casings and baseboards all aid in defining your home's overall style. But what are they for anyhow? Does your home require trim or can you do without it? Let's look at the purpose of trim and how styles can change the look of your home.

The Basics

Traditionally, moulding serves a purpose. It is not just "make-up" for your home. Take baseboard (or skirting) for instance. A baseboard covers the gap between the bottom of your wall where it meets the floorboards or carpeting. Baseboard is traditionally composed of three parts – the base, the shoe and a cap. Using a more contemporary approach, the baseboard is one part and then a small shoe to cover the gap is applied. The more modern you go, the fewer parts you tend to use. Personally, I prefer a baseboard without a shoe mould, but in some instances it's unavoidable.

1. Crown
2. Architrave
3. Casing
4. Panel Mould
5. Chair Rail
6. Baseboard

Casing is applied around a window or door and covers the gap between the window and the wall, or the jamb. Typically, this area is insulated and the casing is a decorative piece of wood that can be assembled in several parts to include a sill and a header, or as a simple picture-frame style. The casing that surrounds your windows would also follow through to the interior doors. A general rule of thumb is that a more decorative casing means a more traditional style.


Crown moulding is the piece that covers the seam between the wall and ceiling. It generally rests against the ceiling and wall with a space in between. A crown (or cornice) is typically plaster or wood, but more modern materials like plaster and foam are also used. In a traditional Victorian home for example, the living and dining rooms would have larger-scale cornice in stained wood and the second floor would use a smaller scale. This gave the main entertainment space a sense of grandeur.

Architectural details go way beyond trim. They include wainscoting, ceiling beams, plate rails, chair rails, plinth blocks, or any piece of trim that you would apply to walls or ceilings to enhance or define a particular look. You need an architectural dictionary to learn all of the terminology!

A Modern Approach

So if all of this trim work has a purpose, how are modern homes going without? It actually takes (arguably) a lot more work to use NO trim than it does to use case, crown and base. And cost-wise, you may save on materials, but you will pay your drywall much more for the finishing. And fair enough, because it's a lot of work!

A term that is very common in modern architectural detailing



is a "reveal." A reveal is a small gap that is used in place of a trim detail. Rather than adding pieces to your wall (casing), a reveal looks like an indent into your wall. This means that where the drywall ends, there is a small indent or reveal. All of this is finished in drywall with corner beads and a painted finish. This allows for a completely clean and simple look.

If you want to achieve a modern look, you have a few things to consider. First of all, budget! You may save on materials if you choose to omit casing, but you will likely spend more on drywalling. Don't assume that less detail equals less cost.

If the budget is tight but you still want modern, a common choice is simple flat stock. A simple three-inch board can make a very nice trim piece if done correctly. It is cost effective and has a contemporary look. Get quotes first before making a decision.

Choosing these details is tedious and does require a certain amount of thought and expertise. The scale of everything has to coordinate with the scale of the house and with other architectural details. The style should be continuous. Having a contractor bring samples to a site and create a mock-up is the best way to actually see what your choices will look like in your home. This is where hiring a professional has value! **OH**



PHOTO COURTESY OF METRIE



tailored living

featuring **PremierGarage**

Let Tailored Living design your space and bring the order you need to your home today with custom home organization solutions tailored to the way you live.

613.225.5218

www.tailoredliving.com
www.premiergarage.com



**From Inspiration,
to Design, to Installation...**

The product selection you want; the quality you deserve; and the results you dream about.

You can trust Kitchens and Bathrooms First;
No.1 in customer service.



**Kitchens &
Bathrooms First**

Visit our new location and expanded
showroom or look us up online.

850 Industrial Ave., Unit 5

613.749.1512


bathroomsfirst.ca



FAMILY ROOMS

Gather in the room where comfort and fun count.

PHOTOGRAPHY **LYNDA GRAVELINE**



1 MOSTLY DANISH FURNITURE INC.

Chair
This original Fritz Hansen armchair from the 1940s still has its original upholstery. It's rare, made of solid mahogany and in excellent condition.
2437 Kaladar Ave.
1000 Wellington St. W.
613.761.6264 | mostlydanishfurniture.ca

2 HARDING THE FIREPLACE LTD.

Gas Fireplace Inserts
The Brigantia 57-DVRS5N linear fireplace is made by Archgard of Mission, B.C. It's a shallow unit that produces great heat and comes in many finishes. The square Mendota FV41, made in the U.S., produces excellent radiant heat and comes with a remote control.
2755 Carp Rd.
613.831.5056 | hardingthefireplace.com

3 TROVE DÉCOR

Metal Stars
The stars are out at this time of year! Decorate your home with these metal stars in three sizes, small, medium and large. Trove has all kinds of treasures for decking your hall.
2039 Robertson Rd.
613.680.4699 | trovedecor.ca
Continued on page 22

SUSTAINABLE
HARDWOOD
FLOORING

SHOWROOM HOURS: MONDAY - FRIDAY 9AM - 5PM, SATURDAY 10AM - 3PM

**Flooring the way
nature intended**

1520 Triole St., Ottawa
1-613-738-7851
logsend.com

trove
design. decor. and more...
— consignment —
2039 Robertson Rd., Ottawa | 613-680-4699
trovedecor.ca

UNIQUE
STUNNING
AWARD WINNING

HDD
HIERARCHY DEVELOPMENT & DESIGN

1836 MAPLE GROVE RD., OTTAWA
613.274.0289
INFO@HDDOTTAWA.COM

HDDOTTAWA.COM

ARCHITECTURAL SERVICES

CUSTOM HOMES	RENOVATIONS
INTERIOR DESIGN	DRAFTING
ADDITIONS	URBAN INFILL
3D RENDERING	COMMERCIAL DESIGN

4 POLANCO HOME FURNITURE

Love Seat
The Marcantonio Boss leather loveseat is comfy, contemporary and handcrafted in Canada. The backrests adjust to fit your sitting style. An ideal addition to your family room.

177 Richmond Rd.
613.761.8690 | polancofurniture.com



5 C.A. PARADIS

Popcorn Maker
Just like at the movies! Turn your family room into a home theatre with this Cuisinart Theatre Style Popcorn Maker. Makes a batch of delicious popcorn in minutes.

1314 Bank St.
613.731.2866 | caparadis.com



6 PUREWATER TOTAL HOME LEISURE

Pool Table
This Classic Olhausen pool table will help you shoot like a pro. North American-made to your exact specifications and delivered and installed by a top-notch, factory-trained table mechanic.

2070 Robertson Rd.
613.726.0099 | purewaterpool.com OH



STAIR & RAILING
SYSTEMS
STAIR RECAPS
STAIR PARTS
HARDWOOD FLOORING


613-688-2800
URBANSTAIRS.COM

Come visit our showroom at
165 Colonnade Rd. S.

Polanco
Home Furniture & Interior Decor Solutions



Save on your interior decor solution this winter.
polancohomedecor.com/winter-event



177 Richmond Rd.
Ottawa, ON
t: 613 761 8690

DESIGN

deconstructed

STORY
HEATHER WRIGHT
PHOTOGRAPHY
JUSTIN VAN LEEUWEN



LEFT: The covered porch on the stone exterior offers a welcome respite from nasty weather in all seasons. **BELOW:** The striking ledgestone wall leading upstairs offers a striking welcome into this cool, contemporary home. **OPPOSITE:** The great room is the gathering spot for the whole family. The stone surround holds the television and houses the LED fireplace.

There is a particular kind of skill in appearing effortless, especially when you are creating something. It's even more impressive when the end result is built upon a myriad of minute details that silently slide into each other and positively combust with style and purpose.

This is precisely what you'll find inside **Mark Kranenburg's** Greely home, which is proof positive that a space can be simultaneously utilitarian and stylish. Mark's home is comprised of sleek, contemporary design elements that each has a distinct function.

Mark is the owner and president of custom home building company **Greenmark Builders**, which is quickly gathering notoriety and acclaim in the Ottawa home-building market. To add to his collection of awards that Greenmark has received, Mark recently won the People's Choice Award at the annual Housing Design Awards, sponsored by the Greater Ottawa Home Builders' Association. And the home that won? The one that he designed for his own family to live in.

Continued on page 27





A built-in cutting board
& recycling centre helps
make kitchen prep easier.



ABOVE: The beautifully finished mudroom serves the family's storage and organization needs.

RIGHT: The family gathers in the most important room of the house.

OPPOSITE: The large kitchen has space for everyone. The kitchen design goes from good to great with smart, space-enhancing decisions, like putting the fridge and freezer across from each other on different walls.



Mark shares this four-bedroom home with his wife Crystal and their young children.

There are so many "small things" in this home that just make sense and work together to simplify and support quality of life. "I favour design that is clean and simple," says Mark, "It's hard enough to keep things organized, so where we can help, we help."

For instance, in the sizable kitchen, Mark talks about the seemingly innocuous choice of placing the fridge and the freezer (Electrolux,

Corbeil Appliances) on opposite walls.

But as he explains it, you can easily see how this kitchen, like so many other rooms in the house, goes from good to great with small but significant choices. "This is something I would absolutely do again," says Mark. "In so many homes you have the fridge and freezer side by side, which is a waste of space," explaining that corner cabinetry doesn't get used to its full capacity. To create a more efficient use of space, he placed the fridge and freezer opposite

to each other, across the island (**Masterpiece Granite & Marble Inc.**, Espresso Granite) and created a row of cabinetry (**Harpstone Kitchens Ltd.**) in between.

Also in the kitchen, Mark pulls out a drawer that houses a chopping board. This isn't just any chopping board though; it has a receptacle underneath to catch droppings from kitchen prep. The board is also completely removable, which makes for easy clean up. *Continued on page 29*



Often, Mark says, people see something really smart on *Houzz*, in OUR HOMES magazine or from other housing inspiration, and say, “That’s so cool! I would love that!” Well, I actually did that.” At the front of the house, the mudroom (Harpstone Kitchens Ltd.) has sleek built-ins, with some highly functional qualities. As Mark points out, the room is well equipped with hooks as opposed to hangers for hanging coats and other items, which is genius from a space and ease standpoint.

In the front hall area, he has cleverly raised and widened the doorways, subtly changing the sense of space – from big to bigger – with huge impact. He matched the light fixture (**Marchand Lighting & Electrical**) to the floor (**Barwood Flooring**, Superior Oak Wire Brush Finish) as well, another small detail among many that serve to stitch the seams around this house’s contemporary cool design.

A favourite gathering spot for the family


is the great room, with a contemporary natural stone fireplace (**Harding The Fireplace Ltd.**) that serves as a stylish focal point. This fireplace is not only fashionable, it’s functional as well, in that it was designed to contribute to the family’s comfort. They chose an LED fireplace, so that they could gather family and friends in the room without being too hot.

One of the coolest parts of this home is a stunning ledgestone feature wall (**Olympia Tile**) that you are greeted with immediately upon entry. It was the last thing that Mark did in the home. He really wanted to create a visual that not only impressed, but cemented the theme for the house. The end result? He got what he wanted. “Everyone that comes in my door says, ‘I love that wall!’”

Moving upstairs, the master bedroom is funky, with a textured feature wall that enhances the space without dominating it. In the master bathroom, you are greeted with a sublime pedestal tub,

Continued on page 30

Clever in-cabinet storage keeps office clutter to a minimum.



LEFT: Mark’s home office includes contemporary furnishings, including a glass-topped desk and red chairs, yet traditional built-ins with clever storage. It’s an inspiring room. **OPPOSITE:** The dining room table expands to seat a crowd in a pleasing room with innovative architectural details on the ceiling.





dark granite countertops (**Emerald Tile + Marble**), Nero Angola) and sizeable shower (Olympia Tile) with a huge rain shower showerhead (Hansgrohe, **Mondeau Bathrooms and Kitchens**). Another one of Mark's clever design tricks is the way in which he has extended the mirror directly to the countertop rather than installing the usual lip to transition from counter to mirror.

Leveraging the reflective quality of the mirror, "It looks like your granite just flows," he says.

And that's not the only place he uses refractory light as a design tool; it's evident with a number of light fixtures throughout the house. "We're huge on lighting," says Mark, commenting on how light fixtures are an often overlooked design tool. As he explains, they aren't just focal points; they create effects in distributing the light, like shadows, which can alter your perception of a space.

Mark is not only an award-winning builder, he is a pioneer of sorts. He describes how he has kind of "morphed the idea of open concept" by using design elements like textured ceilings to define the space below as a separate but connected room, which he did in the great room.

The goal for his home, was to "include design everywhere," which is clearly evident, even in the most minute of details. Upon closer examination of these design elements, you quickly realize that deconstructing the visual impact that this home delivers reinforces how design is a whole made up of parts. **OH**



TOP: The master en suite is outfitted with the latest fixtures that provide comfort and efficiency. The huge vanity has two sinks set apart. The vessel tub and slick, glassed-in shower make it easy to get up in the morning. **ABOVE:** The spacious master suite has a grey paneled wall that anchors the room. The chandelier adds sparkle. **LEFT:** Their son's room has a fun spark of colour.

We create the room...



you add the Holiday Spirit

We specialize in one thing...creating beautiful spaces! Whether you enjoy surrounding yourself with time honoured traditional design, or inspired, modern, cutting edge couture; it's our ultimate goal to design spaces that reflect your taste and your lifestyle.

Our consultation is complimentary.



Catherine Pulcine
613-599-5564



Bea Crites
613-828-2336



Denise Lindsay
613-440-9258



Susan Sykes
613-271-3780



Saree Parry
613-841-3326



Claudette Léger-Paillé
613-722-8786

DECORATING DEN
INTERIORS®

Franchises available to talented individuals. Extensive training available.
Locations throughout Canada and the U.S. Each franchise independently owned and operated.



www.decoratingden.com
Enter your postal code on our website to
find a designer near you!

MAGICAL MANOTICK

It is the most wonderful time of the year, and you can find everything you need on the beautiful streets of Manotick. From treats to housewares, there is something for everyone on your list.

PHOTOGRAPHY **JESSICA DEEKS**



accents **JUST IMAGINE HOME & GARDEN DECOR**
Ladies, you will love this store. This boutique is full of jewelry and fashions, mixed in with gorgeous wares like these stunning white and gold reindeer and tree decorations.
5532 Manotick Main St. | 613.692.5550
justimaginedecor.com



racks **CAPITAL CELLARS**
One of the region's largest resources for wine storage, Capital Cellars handles everything from simple racks for bottles to complete, climate-controlled rooms. Browse their showcase for inspiring ideas for carved wooden doors, cellar closets or fridge options.
1160 Beaverwood Rd | 613.447.6030
capitalcellars.ca



greens **MILL STREET FLORIST**
Looking for a unique centrepiece, festive bouquet, or arrangement for your porch, you will be able to order exactly what you desire at this florist. This European-style boutique will have your creative juices flowing.
1136 Mill St. | 613.692.5000
millstreetflorist.com

treats **GINGERBREAD MAN**
Everything about this store screams delicious. Even the storefront is decorated with gingerbread trim. Run, run as fast as you can and catch yourself a gingerbread cookie or house to take home for Christmas.
1134 Tighe St. | 613.692.3209



cooks **MANOTICK'S PEPPER MILL**
A store packed to the rim with kitchen products that are practical, original and high quality. Whether you are looking for a fun teapot, a sack to store your potatoes in or a whisk for your cream, this is a fun place to explore.
5562 Manotick Main St. | 613.491.0589
manotickspeppermill.com

gifts **LASTING IMPRESSIONS**
You could spend an hour enjoying all this store has to offer. This gift boutique stocks everything from food to ornaments to quirky gift ideas.
5552 Manotick Main St. | 613.692.0759
lastingimpressionsgifts.ca



inspired by nature
created with passion
delivered with care



mill street
florist

613.692.5000 www.millstreetflorist.com
1136 Mill Street, Manotick, Ontario

Be inspired!



Stunning, Creative & Festive
accents for every home.

A large selection of
Fashion Accessories
to enhance your personal style.

A Unique Variety of Gifts.

5532 Manotick Main St., Manotick
613.692.5550
www.JustImagineDecor.com



Leader in Energy-Efficient
and Environmentally
Friendly Homes

CUSTOM BUILT
LUXURY HOMES
**RIVERPARK
GREEN**

Designed by
Christopher Simmonds
Architect



COME DESIGN AND BUILD YOUR GREEN HOME WITH US!
613.523.8598
rndconstruction.ca



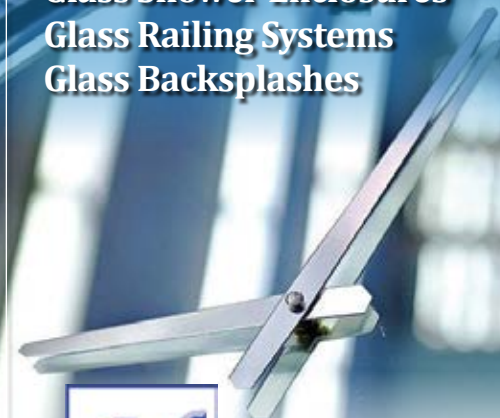
 **YARDS UNLIMITED**
LANDSCAPING INC.

Design Office and Show Room
77 Holland Avenue (613)721-8195
inquiries@yardsunlimited.com
www.yardsunlimited.com



Inspired Outdoor Living

Glass & Mirrors
Glass Shower Enclosures
Glass Railing Systems
Glass Backsplashes



**MIRROR
WORKS** Inc.
OUR WORK REFLECTS OUR PRIDE!

www.mirrorworks.com
sales@mirrorworks.com
613-746-4245

saveONenergy[™]
FOR HOME



IS YOUR **FURNACE OLD
ENOUGH** TO REMEMBER
WHEN THIS HAPPENED?

Maybe it's time to replace it with an energy
efficient model. Upgrade and get \$250 with
the Hydro Ottawa Heating & Cooling Incentive.

See what the future of home comfort looks like
hydroottawa.com/NewFurnace

Subject to additional terms and conditions found at saveONenergy.ca
saveONenergy is powered by the Independent Electricity System Operator and brought to you by Hydro Ottawa.
™Official Mark of the Independent Electricity System Operator. Used under licence.

 **HydroOttawa**

Christmas TREE

STORY **MELANIE REKOLA**

Choosing a live Christmas tree is a time-honoured tradition that comes but once a year. Knowing what to look for, what variety to choose and how to keep it fresh and fragrant after decking your halls can be a challenge for many a yuletide enthusiast.

Heed these words of choosing well to keep your Tannenbaum from turning into a Charlie Brown special before Christmas day. And maybe, just maybe, it will last into the New Year's festivities!

PLAN AND PREPARE

Firstly, choose and clear the space where you'll be standing your Christmas tree. Measure the area, including ceiling height, but remember to subtract the height of your stand and the angel or star you'll be placing at the top. Note the size of your stand. Will your tree's trunk fit? You must be sure, as trees whose bark is stripped to fit will surely die a fast death. Are there nearby electrical outlets that are free to service the lighting? And how will you get it home? As the old adage says, if you fail to plan, you plan to fail.

CHRISTMAS TREE TYPES

Choosing an Ontario-grown tree is the best choice not only for the freshest and longest-lasting tree, but for the environment and local economy as well. Most of these evergreens are actually cut three to four weeks before they are available for sale to avoid messy sap production. You may recognize some of these specimens growing in local forests or even in your own backyard.

1 White Pine: Graceful branching and soft needles make this tree a bit hard to decorate, but it can be worth it for the sheer ornamental value alone. It sports nice greenish-grey foliage too.

2 White Spruce: Strong slender twigs and dark-green foliage hold ornaments well. This spruce is a moisture sucker and requires frequent watering to prevent needle drop.

3 Scots Pine: A very thick, hearty, green tree that holds needles well. This is the most popular Christmas tree available.

4 Balsam and Fraser Fir: Similar to white spruce in branching and shape but with softer needles. Great needle retention, and colours vary from bright green to blue green.

5 Blue Spruce: Stout silvery blue or blue-grey branches with sharp, dense needles and strong branches that hold heavy ornaments with ease.

SELECTING THE FRESHEST TREE

Choosing a Grade A tree is similar to choosing the best produce at the grocery store.

- After you find the ideal-looking tree, lift it a few inches off the ground and let it drop. If needles shed from the exterior branches, this tree is far from ideal. Note that needle drop from interior branches is completely normal.
- Now it's time to give a branch a gentle squeeze. Are you left with a bunch of needles in your hand? If so, move on.
- The last test is to crush a few needles in your hand. Does it have a fresh tree scent? That's a good sign as evergreens with little fragrance are often past their prime.
- Now have your chosen tree wrapped in netting for easy transport.

BACK AT HOME

Before bringing your new tree inside, you must make a fresh cut to its trunk. This is how the tree uptakes water, making this an

absolutely essential step if you want it to last. While you're at it, remove some of the lower branches to leave room for the gifts. Once standing, be sure to give your evergreen plenty of fresh, clean water as soon as possible. This new *Arbre de Noël* is going to suck up at least a gallon of water over the next few days and needs constant top-ups. Keep at it until the uptake subsides a bit and keep water at a constant level from then on. Finally it's time to trim your tree, crank the Christmas tunes and be merry.

How lovely are thy branches! **OH**

Melanie is a certified horticulturalist and landscape designer.



Building homes on the strongest foundation. **Trust.**

Custom Homes
Designed for Living.
Built for Life.



32nd ANNUAL
HOUSING DESIGN
AWARDS
GOHBA WINNER



youtube.com/greenmarkbuilders

613.898.5940

greenmarkbuilders.com

X-PRESSION
HARDWOOD FLOORS

Ottawa's Choice for Flooring

Hardwood • Engineered
Laminate • Luxury Vinyl
Bamboo • Cork
Stairs • Tiles • Granite

www.xpressionfloors.ca

SHOWROOM OPEN TO HOMEOWNERS, DESIGNERS, BUILDERS, CONTRACTORS & RENOVATORS

STONE SELEX

LIGHTWEIGHT STONE VENEER FOR LIFE...

CULTURED STONE
NATURAL STONE
BRICK VENEER
FAUX STONE SIDING

www.stoneselex.com

50 Colonnade Road, Ottawa ON
Tel. (613) 688-2080



STORY **HEATHER WRIGHT**
PHOTOGRAPHY **JESSICA DEEKS**

CAPE COD comes to RUSSELL



OPPOSITE: The Cape Cod-style home is warm, charming and ready for the holidays. **THIS PAGE:** Only natural garlands and boughs will do for the holidays. Other decorations include fresh flowers, festive greens, and simple, yet elegant, Christmas standards. The home was decorated for Christmas by Beyond The House.

T“I WANTED MY HOUSE TO LOOK LIKE CAPE COD, but in Russell,” says Alana Lama of her three-bedroom home, built in 1906. This home is undeniably warm and charming, with a quiet elegance that emits from its history.

Why the connection to Cape Cod? Alana and her husband Ricardo have vacationed in Martha’s Vineyard every year since 2006, and they are passionate and enthusiastic about that pocket of the world that is very special to them.

“We just feel so good when we are there,” says Alana. “It’s like we arrive and everything just feels better.” It’s no wonder then that Alana and Ricardo wanted to incorporate that glorious vacation feeling by creating a similar environment for their everyday lives.

As you approach this sweet house, you are greeted with a decidedly nautical theme on the front porch, complete with white picket fencing,

As you work your way through the house towards the back to their pleasant screened porch, you can really sense that they’ve successfully created a sanctuary.

In addition to the colour scheme that involves lots of white, navy and sea greens and the liberal use of bead board, there are small décor touches delicately placed throughout the house. A small lighthouse in the front window and a framed map of Martha’s Vineyard in the master bedroom keep the Cape Cod theme on point.

When they moved in a year ago, they didn’t set out to reinvent their home, but rather wanted to refresh the space while giving it their own personal stamp.

It was important to Alana and Ricardo to stay true to the character of this century house, which is why they decided not to undertake any major renovations and reconfigure the space. They both have a deep

Continued on page 40



reverence for both the age and endurance of this home, and acknowledge this with a respect that you'd have for a person that you admire for their age and wisdom.

Alana says of their decision to preserve a number of the house's original elements, "This old house deserves old things," and that staying true to its original design is the kind of thing that "the house would want."

That doesn't mean that Alana and Ricardo couldn't contemporize it though. They started by making a bold choice on the main floor with, of all things, an understated shade of white (Benjamin Moore's Natural Wicker). **NJCC Painting** completed the work and also provided welcome advice on colour choices. It was Ricardo who first had the vision of covering the dark wood that was so prevalent on the main floor with white, on the premise that it would brighten the space.

In addition to the walls, they painted the stair railings, baseboards and trim and an elegant transom that sits like a regal textured archway between the front hall and the living room.

When you are trying to contemporize a space based on specific design criteria, but still respect the historical influence, where do you put the television? You design a custom fireplace (**Romantic Fireplaces & BBQs Inc.**) in the living room that houses the television, of course, with bead board and white trim, continuing the colour theme. When the television is not in use, a mirrored panel slides in front, making the small space seem larger. The mirrors also catch and redistribute the light back through the transom, making the room cheery and well-lit.

Alana and Ricardo also redid much of the flooring in the house, including reviving the original birch floors throughout the main level (**Artech Floor**). Ricardo sanded down the staircase himself, making the wood appear stylishly weathered. A fun light fixture (Regina Andrew Bird Chandelier, installed by **Pana Electric**) hangs in front of the staircase, adding visual interest without dominating the area. *Continued on page 42*

TOP LEFT: An old sled with a ribbon and pine bough sits on the landing between floors. **LEFT:** This sailboat reminds Alana and Ricardo of their special time spent on Martha's Vineyard. **OPPOSITE:** A custom fireplace in the cosy living room houses a television above the flames and behind the mirrored sliding panel.



feature



Alana wanted to accentuate the nine-and-a-half-foot ceilings and the huge windows on the main floor and made clever use of some custom draperies (**Wicker Emporium, Ottawa Draperies**) that underscore the nautical theme with subtle navy and white. A similar colour and pattern was used in custom slipcovers and cushions (**The Old Chelsea Slipcover Co.**) in the entryway and living room.

Alana and Ricardo love to entertain, and that is evident in their dining room, which is elegantly styled with warm Christmas décor (**Beyond the House**). A focal point in the dining room is a rustic, refreshingly authentic sideboard that Alana designed herself and had built and painted by **Johnson’s Antiques & Reproductions**. The sideboard not only elevates the sophistication of the space, it is highly functional as well, with custom pullouts and tools that facilitate serving and dining.

Upstairs, there are marvellous features that connect this century home to its storied past, like opaque transoms over the doors and oversize baseboards. Like on the main floor, Ricardo and Alana used paint to renew the space upstairs, and this small change has major impact. The master bedroom, guest room and bathroom all utilize understated colours that serve to soften the space and make it current. *Continued on page 44*



TOP: The entire main floor, including the dining room, is painted Benjamin Moore’s Natural Wicker. It’s a soothing, warm white that blends beautifully with the baskets atop the hutch and the woven drum chandelier shade. **LEFT:** Family pets Shelby the Westie, Finny the Welsh Terrier and Cooper the Poodle gather on their favourite slip-covered sofa in the screened-in porch. **ABOVE:** Adorable yet festive place settings sit atop wicker chargers on the dining room table, dressed for the holidays in white. **OPPOSITE:** This century home is full of easy-living furnishings that capture a seaside-inspired lifestyle.

feature



At the back of the house is a generous screened porch, which has also benefitted from a white paint refresh. Ricardo and Alana often eat there in the summer and relax with their three dogs, taking in the breeze and the sounds of the wildlife and the Castor River that flows through their backyard.

“About halfway through last summer, I started to call this home our “Hottage” (i.e. a home and a cottage), because it looks like a home from the front, but is like a cottage in the back,” says Alana, and indeed the Lamas have been able to combine this sense of serene isolation with a property that is clearly enmeshed in a community. **OH**

The bedrooms are warm and inviting, with crisp white linens and furnishings with character that evoke special memories.



Award -winning
'Mad Men' theme kitchen
from CDECA's 2015
National Competition

Take advantage of our local talent.
For more information contact

www.cdeca.com 1.866.878.2155 info@cdeca.com

to find an accredited decorator to
bring out the best in your home.



CDECA
Canadian Decorators' Association

painture
NJCC
painting



www.njcc.ca
613-869-1165
residential / commercial
We paint the bigger picture for you!
Local, Lady Run Company



Custom Designed Linear Fireplaces
A spectacular fusion of fire and light, with DaVinci there are no design limitations. Safe-Touch glass, zero clearance to combustibles, easy to transport modular design. Come and explore the possibilities with us!

From 36" to 252" in length



**SINGLE SIDED
LEFT CORNER
RIGHT CORNER
SEE THROUGH
PIER
ISLAND
BAY**



HEATING & COOLING
5929 Jeanne D'Arc, Ottawa (Orleans) | 613.834.1777
www.romanticfireplaces.com



OTTAWA HOME & REMODELLING SHOW

JAN 21-24
EY CENTRE

JUAN
Contractor



REAL ADVICE
REAL INSPIRATION
REAL EXPERTS

SEE CELEBRITY GUEST EXPERT



BRYAN BAEUMLER
HGTV'S *Leave It to Bryan*

The all new **Ottawa Home + Remodelling Show** is the most trusted resource for every home improvement project, inside and out. With big names like **Bryan Baeumler**, star of HGTV's *Leave It To Bryan*, plus more than **200 exhibitors** and a slew of exciting new features, there's real advice, real inspiration and real experts at every turn. Satisfaction guaranteed — or the price of admission is on us!

SAVE \$4

*ON REGULAR ADULT ADMISSION


BUY TICKETS ONLINE
PROMO CODE: **OURHOME**

OTTAWAHOMEANDREMODELLINGSHOW.COM

PRODUCED BY
EXPO
MEDIA

PROPERTY OF
MARKETPLACE
EVENTS

OUR HOMES SPECIAL ADVERTISING FEATURE



before



after

You know it's time to renovate when...

it rains in the kitchen when you take a bath! by Brian McCullough



Westend Bath
& Kitchen Centre

Joy Ells and Mike Smith knew there were issues with the upstairs bath plumbing when they bought their 60-year-old Westboro home almost three years ago, but it took a precipitating event — literally — to push a main bathroom renovation to the top of their to-do list.

"It rained in the kitchen," Joy laughed. "I took a bath upstairs, and it rained in the kitchen downstairs," the high school teacher said.

According to Mike, a computer security consultant, there were questionable aspects to the reconfiguration of the plumbing from the previous owners' do-it-yourself renovations in the 1980s. "I went to City Hall to dig through the permits and found that the bathroom upstairs never got inspected," he said.

With the leaking tub now turning the kitchen into a waterpark — the problem would be traced to a failed, non-standard pipe joint installed by the previous DIY owners — it was time to call in the professionals.

As a blended family with five teen and young adult children, Mike and Joy did their homework carefully before choosing Westend Bath and Kitchen. In the end it was the company's reputation, job guarantees and quality of service from designer Rebecca Neale and team during the estimate process that convinced them to choose Westend. "We got the best feel from Westend in terms of their people, their process, the materials they offered and the design vision they had," Mike said.

Joy said their biggest concern was whether it would be possible to have a bigger shower and still have space for the tub and vanity. As Rebecca

explained, they need not have worried.

"By incorporating the window in the shower area we were able to install a large shower with a bench seat and keep the tub underneath the skylight," she said. "Joy told me she likes to relax in a warm bubble bath after a hard day's work so I knew she would enjoy the therapeutic Bain Ultra air tub. Mike and Joy loved the rustic wood-looking tiles we installed on the shower walls to give texture and warmth to the space, and the glass half-wall at the fixture end of the custom shower opens the sight lines perfectly."

As with every one of Westend's renovation jobs, the change is amazing. Mike and Joy said their 20-year-old son described the new shower to an older sister as a "life-changing experience." They also said the family was pleased with the professionalism and courtesy of Westend contractor Dave Edwards and his helper throughout the site work.

"We love improving people's spaces so they can enjoy them for years to come," Rebecca said.

As Mike and Joy prepare for their nuptials in January, what better wedding gift to themselves than a brand new, relaxing spa-style bathroom from Westend Bath and Kitchen.

The Westend Bath & Kitchen Showroom, located at 1660 Woodward Dr., is open Monday to Saturday from 9 a.m. to 5 p.m. You can also visit www.westendbathandkitchen.com or call 613-226-7701 to schedule a free in-home consultation.

westendbathandkitchen.com



Hang sheers as wide as possible, covering a whole wall.

STORY YANIC SIMARD
PHOTOGRAPHY TED YARWOOD

Benjamin Moore:
OC-23 Classic Gray

Benjamin Moore:
2124-70 Distant Gray

BRINGING WHITE to life



Here's a trick question: How do you make a stark white space feel like a cosy home? My first step is to cheat with a near-white shade, like Benjamin Moore's 2124-70 Distant Gray. If you love this clean but welcoming look, read on for 10 more tips to take your space from blank slate to beautiful.

Sumptuous Neutrals

1 One of the best ways to emphasize the crispness of white is to give the eye something to compare it to. A dash of cream or pale grey will let the white sparkle by comparison, while also giving your palette some depth. Try Benjamin Moore's OC-23 Classic Gray for a subtle contrast.

2 Gold is a must-have metal, and a classic way to warm up a chilly space without resorting to hot hues like red or orange (which can go out of fashion much more quickly). Switch out aluminum-legged tables or plain black frames with a gold upgrade to add a bit of unexpected but inviting sparkle.



How To: Use an off-white paint for details in the space such as cabinetry, window trim or banisters (which will also help hide fingerprints), and hang a few gold-framed mirrors for double depth.

Touch-Me Textures

3 Breezy sheers are virtually essential to creating a light and airy white-on-white look: they evoke the feeling of beach-front resort residences. Hang them floor to ceiling, even letting them puddle just slightly on the floor, for an easy, casual elegance.


4 Every space needs texture, especially a monochromatic one. Contrast light and soft materials with heavier fabrics (like rich velvets or rugged wool) so the tactile palette is diverse, even when the colour scheme is simple.

How To: Hang sheers as wide as possible (covering a whole wall for the ultimate European resort effect) and pile on plush pillows to round out the fabric palette.

Continued on page 50



Personalized Building
"Building your dream home with you, not just for you."



613.850.6275 www.pattersonhomes.ca




HOME
SWEET
HOME

TRIANGLE...creating functional spaces that reflect your lifestyle and your style.

TRIANGLE

KITCHEN & BATH

782 Notre Dame Street, Embrun
613.443.3933 | trianglekitchenandbath.ca



Only Gliding Shelf Solutions create custom, made-in-Canada, pull out shelves for your existing cabinets. Make the most of the space in your kitchen, bathrooms, pantry and under sinks. Organize, increase space and put everything at your fingertips, all within your budget.

Save 15% with the Healthy Homes Renovation Tax Credit for Seniors 65+


CALL FOR A FREE CONSULTATION

613.248.8448
www.eclinnovations.com

GlidingSHelf
SOLUTIONS

ecl innovations
practical home enhancements
améliorations pratiques chez-vous

ECL Innovations is the Authorized Dealer for Gliding Shelf Solutions in the Ottawa Area



Transform your existing cabinets with custom pull-out shelves.

design ideas


B



C



D



E

Natural Materials

5 Wood floors work for virtually any sort of space, but they're especially essential to making a white room feel like home. Don't have hardwood to show off? Add some in with accents like woodblock side tables, wooden picture frames, a butcher-block counter or some simple driftwood art.

6 Marble, quartz and other stones are a rich source of organic patterning that adds visual interest and even more texture to a space, further highlighting the crispness of white while adding some perfect imperfections to keep the look from feeling clinical.

How To: Use stone and wood for surfaces like flooring, counters, backsplashes and tile, or introduce these natural elements through stools, chests, tables and other small furnishings.

Undercover Colours

7 Navy is a special kind of colour: it's a true neutral, but also a radiant hue. It's a perfect go-to when you want to add some interest to your palette without overwhelming other colours – plus it helps make whites look extra clean and bright.

8 Leafy greens are another option that feels like a neutral "non-colour" while actually sneaking a new hue into the room along with a sense of natural life. Grab anything from an oversized fiddle-leaf fig tree to a small easy-care cactus to give a room a breath of fresh air.

How To: Add navy upholstery, pillows, or accessories – and a living plant – to cheat some colour into an all-white scheme without disrupting the breezy ambience.

Finishing Underfoot

9 Spreading your colour palette throughout a space creates cohesiveness, and this is true even for white. Use rugs, ottomans, or other low pieces to add hits of white into the centre of the space, so it isn't only found on the walls – this way the entire room will feel tied together.

10 As a final touch, a bold black and white rug can't be beat. Even a clean white space can use some graphic black to punctuate it, and a geometric pattern adds some dynamic energy that keeps the space engaging, no matter where you look.

How To: A timeless black and white stripe works anywhere, from the living room to the bathroom to the foyer. For an alternate option, try a classic black-and-white cowhide, which can fit into small or odd-shaped spaces. **OH**

F



A. CURREY & COMPANY: Delano Occasional Table
B. EQ3: Solid Teak Wood Stool – Rectangle C. THE PILLOW COLLECTION: Hertzell Solid Pillow in Sapphire
D. TANDY LEATHER: Hair-On Cowhide in Black and White E. ZUO: Arizona Rug F. EQ3: Pouf in Natural

online Get more design ideas at ourhomes.ca/mag/design

Flooring in wood or stone makes a white room feel like home.



1984
Installing handrails in the Greater Ottawa region for over 30 years.
new home builds | home renovations

OTTAWA VALLEY
HANDRAILING
COMPANY LTD

613.727.0680 | ottawavalleyhandrailing.ca
Come visit our showroom at 165 Colonnade Rd. S.

decorating

Light It Up

STORY **MELISSA HARE**

Whether it's a dinner party or a weeknight meal, a formal dining room or a casual dinette, your dining space is an important part of your home. With holiday gatherings upon us, now is a great time to update your dining room lighting.

Choosing the right light will not only provide a visual focal point in your room, but will create the ideal atmosphere for each dining occasion. Before visiting your local lighting showroom, consider these tips to help narrow your search for the perfect light.

Measure

Before hitting the stores, consider the proportions of your room and furniture. The following three measurements will help determine the size of light that will best suit your room.

- **Ceiling Height:** The height of your ceiling will determine the approximate length of light you should be looking for. When hanging a light over your table, ensure there is enough space between the bottom of the light and your tabletop. Generally, this is about 30 to 36 inches.
- **Table Size:** A common rule of thumb is to choose a light that is one-half to three-quarters of the diameter of the maximum width of your table.
- **Room Dimensions:** If you're purchasing a light before picking your table, consider using the dimensions of the room to determine the right fit. A simple formula that many lighting experts use is to add the length and width of the room. The total of these two dimensions in feet will equal the appropriate chandelier diameter in inches.

For example: If your room is 12 by 14 feet, you will be looking for a light that is approximately 26 inches in diameter.

Locate

You've made your measurements, now it's time to find your electrical box. Ideally you want the electrical box centred over your table, but sometimes this isn't the case. Here are a few options to correct an off-centre electrical box.

- **Swag It:** For a quick and easy fix, consider installing a swag hook above the centre of your table. This means you should be looking for a light with a chain, so you can drape it from the electrical box to the hook. When installing the hook, don't forget to secure it to a ceiling joist.
- **Hide It:** In some instances, the existing electrical box isn't far from the middle of the table. It's possible to create the illusion of a centred light by selecting a fixture with a long electrical box cover. This will allow you to conceal the location of the box and make the light appear to be hanging directly over the centre of the table.
- **Move It:** If you're willing to invest some extra money, consider having an electrician visit to discuss the option of relocating your electrical box. You may even want to add extra electrical boxes to accommodate several pendants over your table. Consult with your electrician to discuss your options before choosing your fixture.

Style

No longer are you confined to a limited selection of chandeliers and pendants. Today's lighting options include lanterns, orbs and a variety of geometrical shapes, allowing you to

truly incorporate your lighting into the overall style of your home. Consider other elements in the space, such as hardware finishes, accent colours and design style, before narrowing your selection. Are there other ceiling lights, lamps or wall sconces nearby? If so, you may want to consider choosing a light with a similar metal finish or style.

Illuminate

While style and aesthetics are important, you also want to ensure that the light you choose will provide the appropriate illumination for your space. If you're replacing a light fixture, check the current number of bulbs and wattage. Is it enough? Do you need more light? If you are satisfied with the amount of light you currently have, make sure you choose a light with equal wattage. When in doubt, choose a light with extra wattage. You can always install a dimmer switch that will allow you to control light levels for each occasion. Now is a great time to switch to energy-efficient bulbs if you haven't already. Speak to your lighting consultant about energy efficient lighting options for your dining space.

Budget

Dining room fixtures vary widely in price. It's a good idea to have a budget in mind when setting out to find the perfect light. A lighting consultant can help narrow down the options that fit both budget and style. It's also important to note that lighting showrooms will often offer a multi-product discount so it's a good idea to consider other upcoming lighting needs. **OH**

1. **HINKLEY LIGHTING:** Karma Chandelier
2. **DVI LIGHTING:** Uptown Pendant
3. **FEISS:** Hobson 3-Light Chandelier
4. **ARTCRAFT LIGHTING:** Castello Chandelier
5. **HINKLEY LIGHTING:** Fulton Chandelier



**Importers & Distributors of
Fine Stone and Quartz**

Visit us for inspiring ideas using
stones from all continents.
We will assist in choosing the
right stone for your project!

1914 Merivale Rd., Unit 7 Ottawa
613-72-STONE(8663)
www.blackstoneimporters.com



EGGPLANT LASAGNA

STORY AND PHOTOGRAPHY **JENELLE MCCULLOCH**

Put a new spin on classic lasagna by replacing the noodles with eggplant, creating a low-carb and gluten-free comfort food. It’s a perfect make-ahead meal for holidays and parties and will leave your guests satisfied and full!

INGREDIENTS

- 2 large eggplants
- 2 cups tomato or meat sauce
- 2 cups ricotta cheese
- ¼ cup Romano cheese, shredded
- 4 cups fresh spinach
- 1 egg
- Handful of fresh basil, chopped
- 2 cups mozzarella cheese, shredded
- Salt and pepper to taste

TO PREPARE:

- The first step is to prepare your eggplant. This process consists of salting the eggplant to draw out any bitter juices. Peel the eggplant and slice lengthwise into ¼-inch slices. Sprinkle each slice with salt on both sides and place them on a paper towel. Continue this process, layering the slices with paper towel.
- While the eggplant is sitting, preheat your oven to 400°F and then begin to prepare your ricotta mixture. Coat a pan over medium heat with a layer of olive oil. Begin to wilt the spinach in batches, adding more spinach as it continues to wilt. When all of the spinach is wilted, transfer it to a mesh strainer and press down on the spinach with a spatula to release all of the juices. Set the spinach aside to drain and cool.
- Rinse each eggplant slice with fresh water and pat dry. Layer the eggplant slices on a baking tray and coat with olive oil. Bake these in the preheated oven for about 20-25 minutes or until soft. Remove from oven and reduce oven temperature to 350°F.
- Place ricotta, Romano, egg and basil in a mixing bowl. Give the spinach one last good squeeze and chop roughly before adding to the ricotta mixture. Mix well and season with salt and pepper to taste.
- Once the eggplant is cool, it’s time to begin assembling the lasagna. In a 9 x 13-inch pan, begin with a layer of tomato sauce, followed by a layer of eggplant, half the ricotta mixture and a third of the mozzarella. Repeat the following layer, ending with the mozzarella to cover the top of the lasagna.
- Cover with foil and bake for 45 minutes to an hour, uncovering the foil for the last 10 minutes, until bubbly and slightly browned on top. Let cool before slicing and enjoy! **OH**



timberville.ca urban development
project management

- Custom Home & Infill Development
- Project Management
- Home Renovations

Timberville provides project management, consulting & design service regardless the stage of your project. We make the process seamless by coordinating all the necessary elements for a custom build, home renovation or special project. Our role varies depending on each customer's unique needs. To better understand our comprehensive approach, please contact Timberville today for a free evaluation.

613.794.8277
info@timberville.ca

Celebrating over 50 years of excellence, Barwood Flooring is Ottawa's Premier leading flooring specialist. Our Showroom, located in Nepean, will mesmerize you with a wide array of the finest quality of flooring selections such as **HARDWOOD, CORK, LAMINATE, LEATHER, HAND-SCRAPED, ENGINEERED, VINYL, STAIR REFACING** to reflect your home's sophistication and to suit every style and budget. Our sales consultants are highly knowledgeable with our products and will respond to any of your questions. Estimates are FREE. Our warehouse is a humidity-controlled environment, unique in Ontario.

**BARWOOD
FLOORING**

"Flooring for life."

ONE MAIN LOCATION TO SERVE YOU:
155 Colonnade Road S, NEPEAN | T: 613-225-0296
www.barwoodflooring.com



mirage

Hardwood Floors
Brazilian Cherry - Exotic Collection

people

THEY'VE GOT YOU COVERED

Here are five experienced Ottawa businesses that take the guesswork out of your home's needs.

COSIMO ZACCONI

Principal, Canterra Design & Consulting Inc.

How do you serve homeowners? We're a full-service architectural design firm specializing in distinctive custom homes, urban infill developments and large-scale additions/renovations.

What makes your business stand out? Twenty-two years of experience. We provide a high level of quality and expertise, putting the utmost attention into every custom home-design project. We strive for perfection in our workmanship, and aim to exceed our client's expectations.

What are the keys to working on a new project for you and the homeowner? Establishing a comfortable working relationship, one of mutual respect. Ensuring the client has a high level of trust in our abilities to make design decisions and provide advice. Listening closely to clients' requirements and being able to answer their questions.



PHOTOGRAPHY JESSICA DEEKS




STEPHEN SAMMON, PATRICK YOUNG, Painters; WENDY BARRON, Manager; BRAD ROBBINS, Painter; LAMAR WILLIAMS, Marketing; DAVID BARRON & ETIENNE DUPUY Owners
CertaPro Painters

How do you serve homeowners? We have our Certainty Service System that ensures you, as a customer, only have to tell your story once. We spend the time up front to detail the estimate in your home. We want you to get a great paint job AND enjoy the CertaPro experience. We work hard to make the painting process as stress-free as possible for our customers.


Describe your team: We hire our team on two key criteria: highly skilled and a great attitude. Arguably, both are important for our sales people, office staff and painting crews.

What can homeowners expect from your company? We ascribe to four key values: deliver what we promise, respect the individual, have pride in what you do and practise continuous improvement.

Continued on page 58





32nd ANNUAL HOUSING DESIGN AWARDS FINALIST



CANTERRA
DESIGN

613 825 5675 | 29 Tierney Dr., Ottawa
info@canterradesign.com
CANTERRADESIGN.COM



FLOWERS TALK
TIVOLI

282 Richmond Road., Ottawa
613.729.6911 | flowerstalk.ca

Trusted for over
25 Years!



SPECTRUM
KITCHEN & BATH DESIGN

CORTINA
KITCHENS

Cartier
KITCHENS

Visit our
NEW SHOWROOM!

You will experience amazing kitchen possibilities and exceptional service from our design and installation teams...guaranteed!



430 Hazeldean Road, Unit 2, Kanata
613.521.6966
spectrumkitchens.ca

people

MATTHEW LITTLEFIELD
Manager, Interstone Marble And Granite Ltd.

How do you serve homeowners? We tour our clients through our warehouse personally, where we assist them as they make their selection from our vast assortment of materials such as granite, marble and quartz.

What makes you unique? We have a HUGE variety of materials and options to suit every homeowner's dream. Our tight-knit team works to make the homeowners' shopping experience the best it can be. Happy customers also refer their friends; word-of-mouth travels fast!

Why should homeowners visit the showroom? If you want the BEST, visit the best. We help homeowners coordinate their renovation project and advise them how to take care of their investment after their renovations are complete.



**BRENT WILSON, President
& GLEN LUCKMAN, CEO**
Dymon Group of Companies

How do you serve homeowners? Dymon offers state-of-the-art storage solutions. Advanced security, total humidity and climate control and exceptional customer service are some of the features that have been very appealing to homeowners.

How would you describe your team? Moving and storage can be overwhelming. We have exceptional people dedicated to identifying and providing unique storage solutions perfectly suited for homeowners.

What can customers expect from this growing company? Dymon is the largest retailer of packing supplies and moving boxes in Ottawa. New services are being continually introduced, including a drop-off shredding service, an eco-friendly plastic bin rental service, and professional in-house moving services.



**SANDRA MCLAURIN, LORI DI
SAVERIO & PETER SUMMERS**
Owners, Spectrum Kitchen & Bath Design

What services do you provide? Design consultation and conceptual drawings, on-site measuring, shop drawings, production drawings, order implementation, scheduling, delivery, installation and follow-up service. We offer exceptional service both before and after job completion focusing on the homeowner's individual needs.

Describe your partnership team: We are a group of professional, dedicated and talented individuals with extensive experience in the kitchen and bathroom cabinet industry.

What can customers expect from your personal service? We specialize in kitchen and bathroom design while offering quality products at competitive prices. Along with our expertise we listen to our client's individual needs and respect their unique tastes in order to create the kitchen or bathroom of their dreams! **OH**

RENOVATING? DECLUTTERING? STAGING YOUR HOME?



✓ RENOVATING?

Renovating is stressful enough without having to worry about damaging your furniture. Protect your belongings during construction with Dymon's world class storage solutions.

Store with Confidence

- Full humidity and climate control for protection
- State of the art security for your peace of mind
- **FREE Truck and Driver at MOVE-IN** for your convenience

✓ DECLUTTERING?

With winter here, what better time to clean out your basement or garage, or declutter your home.

Experience the Dymon Difference

- A storage solution unlike anything you've seen before
- 24/7 access to the things you need at a moment's notice
- Choose a convenient Dymon location near you

✓ STAGING YOUR HOME?

A staged decluttered home sells faster and for a higher price - it's a proven fact. Show off your home by using Dymon's world class storage solutions.

Storage is easy with Dymon

- Flexible month to month leases
- A full range of storage unit sizes
- Check out DymonMoves for moving assistance

Need storage... Think DYMON




(613) 842-9900

FREE Truck and Driver at MOVE-IN

8 Convenient locations across Ottawa

Coventry Road • Prince of Wales at Hunt Club • Orléans • South Keys
Walkley at Heron • Kanata Centrum • Carling at the Queensway
Greenbank at Hunt Club (coming soon)



CONCEPT. DESIGN. MANUFACTURE. INSTALLATION.

7J Design is an Ottawa design and renovation firm that has been creating extraordinary architectural interiors and exteriors for over 25 years. Specializing in renovations and redesign of kitchens, bathrooms, basements and outdoor spaces, we design and manage projects from concept through to completion, all while ensuring excellence and a hassle-free experience.

Working with you the client, 7J Design provides beautifully executed spaces which suit your lifestyle and needs. Beginning with an in-house consultation, we work through the design, development and completion phases of each project with a focus on the details.

Our team includes specialized renovation and construction professionals including: plumbers, electricians, framers, cabinet makers and flooring specialists. We are committed to the highest level of professional standards in our industry and ensuring that the job is done promptly, right and stylishly.

Visit us online at 7jdesign.com
(Please see ad on pg 67)



BONNECHERE VALLEY WINDOWS – LET US TRANSFORM YOUR SPACE

We are custom manufacturers of Canadian and European style windows and doors. Our professional staff custom make and install a variety of window and door styles, including the European Tilt & Turn type, with profiles from the leading vinyl extruder, REHAU. We have been satisfying customers since 1987.

We are committed to excellence, from planning to manufacturing, installing and servicing in the residential and commercial markets. Our factory and showroom is located in Eganville, nestled in the heart of the Ottawa Valley and we service Ottawa and Eastern Ontario.

Our European style Bi-Fold Window or Door Design is a premium solution for spaces that need wide, unobstructed openings up to sixteen feet wide. It can be used to accentuate open plan living, bringing the outside into the inside. This unique design allows sash panels to fold to either side, creating a wide opening without any interruption.

This modern and sophisticated system uses compression seal technology for superior sound, air and water performance and can easily be matched with a variety of window configurations.

Contact us now for a free, no-obligation estimate.

b-v-w.com
info@b-v-w.com
1.800.257.1681
(Please see ad on pg 8)



TSF – THE STONE FABRICATOR

The Stone Fabricator (TSF) is a “Business to Business” stone surface fabrication company located in Ottawa, family owned and operated, specializing in the custom fabrication of kitchen countertops, vanity tops, bath and fireplace surrounds, and all types of custom projects using stone slabs (granite, quartz, marble, etc). **TSF does NOT sell directly to the public! TSF is dedicated to its business partners and their customers.**

As one of Eastern Ontario’s fastest growing stone fabricators, TSF serves many market segments including; Interior Designers, Decorators, Architects, Kitchen and Bath cabinet manufacturers, Contractors, Builders, Renovators, Home Improvement Retailers and other trusted partners. With a strong understanding of modern trends and market requirements, **TSF has partnered with the most reputable Quartz brands.**

Partners are essential to TSF business. The goal of The Stone Fabricator’s Partner Program is to accelerate your business and drive unprecedented growth and profitability by delivering superior, next-generation stone fabrication solutions to your customers, while developing exceptional long term support and ongoing relationships.

Call today at 613.225.1117 to become one of our satisfied partners, and learn more about how TSF can **benefit your business.**
Showroom: 1886 Merivale Rd, Unit 100 B, Ottawa
thestonefabricator.com
(Please see ad on pg 2)




DÉCOR DAY

April 2016, OUR HOMES Ottawa is pleased to sponsor a stimulating and fun day dedicated to improving the décor of your home. Be inspired by our many talented professionals throughout the day who will share their ideas and knowledge with you.

What makes this event special is that your ticket will include an individual session with a designer to help you with your own decorating dilemma. We all could use a little expert advice!

In addition, you will enjoy a full day of valuable information that will be shared on stage by many local experts. Speakers will address such issues as designing your outdoor space, choosing the right art for you, paint colour dilemmas, plus all the latest tips and trends for improving the beauty and functionality of your home. Not just a day to shop for products (of course there will be some shopping too) but a day to come away with prized information that can be used to beautify your home and your life.

Email now for more information or to be added to the waiting list for tickets! You can pre-register with beth.charbonneau@ourhomes.ca. Seating will be limited, so be sure to register early!



FRAMED!

Are you looking for that perfect piece of art to fit in a specific space? Maybe you don’t realize that you already have it in your possession. Take a look through your family history and you are bound to find great items that you want to preserve and pass on to the next generation.

Object or shadow box framing provides a perfect way to protect and show off family heirlooms. It is not as simple as buying an off the shelf frame and filling it with your items. Preserving your mementos takes thought and careful consideration. For example, how will the items be held in place? At Framed we have the experience to frame your keepsakes in an archival manner.

Great design should be a foundation for any custom framing decision. With object framing the thought is even more important. All the key elements – matting, frame, and even the choice of glass – should do nothing more than bring attention to the objects. This is a collaborative process where client and framer need to work together, something in which we take pride.

Any keepsake can be framed, from military memorabilia to signed hockey jerseys. How about three generations of baby shoes. **Visit us at 1075 Bank St. or online at framed.ca**
(Please see ad on pg 67)



TROVE HOME DÉCOR

Trove home décor is truly a ‘treasure trove’ of unique finds and modern pieces at affordable prices. You will find one-of-a-kind treasures hand selected by an experienced interior designer passionate about helping the people of Ottawa make their homes beautiful! Through our ever-changing inventory our goal is to inspire you to engage your inner designer.

The many reasons to shop **consignment @ TROVE...**

Save & Earn Money
Decorating a home can be costly, especially if you want your home to make a statement. Shopping consignment allows you to purchase good quality pieces at affordable prices. Let us sell your previously loved items and help you make room for that perfect piece!

Be Eco-Friendly
Buying ‘Green’ furniture is more popular now than ever. Buying well-made pieces second hand is not only cost effective, it goes a long way towards helping the environment.

Create Your Own Unique Style
Shopping on a budget? Most of us end up purchasing furniture from ‘big-box’ stores. This can leave a room lackluster and void of personality. That one-of-a-kind object will dramatically up the scale of your room and create a well-appointed rich looking space.


Visit TROVE
2039 Robertson Road, Ottawa
or at trovedecor.ca
(Please see ad on pg 21)



THE OTTAWA HOME + REMODELLING SHOW

The all-new Ottawa Home + Remodelling Show is debuting at the EY Centre with an impressive line-up of exhibitors and speakers to help make your next home project a reality. Building on decades of experience in the home and remodelling industry, this is your one-stop shop to achieving the home of your dreams. Bryan Baeumler, HGTV’s renovation expert and host of *Leave it to Bryan*, *House of Bryan* and *Disaster DIY* will be taking the stage Saturday, January 23, covering everything you need to know before taking on your next DIY project or home renovation. The show will also feature a 3,500 square-foot home creation presented by the Wood Collective. This collaboration of 10 companies with expertise in the wood industry, and the design talents of Tanya Collins, proves that anything you can dream can become a reality with the help of the right experts. Consult the celebrity stage presenters and more than 150 prestigious exhibitors to get the advice and tips you need to complete your next home project. Find this and so much more at The Ottawa Home + Remodelling Show, running January 21-24, 2016 at the EY Centre.

For more show information and to buy your tickets online, visit: ottawahomeandremodellingshow.com
(Please see ad on pg 46)




FURNITURE BANK TRANSFORMS LIVES

Beds, tables and sofas are transforming lives at Matthew House Ottawa: Furniture Bank. The average Canadian takes their bed for granted but what you may not know is that many low income individuals and families make the choice between getting enough to eat and sleeping on blankets on a hard floor on a regular basis.

The Furniture Bank provides furniture free of charge to a wide variety of Ottawa’s marginalised population including refugees, people transitioning from homelessness, and those fleeing abuse. Miriam Rawson, Executive Director, is making an appeal for donated furniture this winter. “Winter is always a slow time for donated furniture here. However, our clients are in need year round”.

Miriam has seen first-hand how furniture can change someone’s life. “Many of our clients come to us at a very vulnerable time in their lives. We are able to treat them with respect and dignity and provide them with an opportunity to choose for themselves during a time where limited resources usually mean they can’t.”

The Furniture Bank accepts donations of gently used furniture and household goods including dinnerware and linens. Pick up from your home is available at a small cost. **More information about donating to Matthew House Ottawa: Furniture Bank can be found at matthewhouseottawa.org**



A programmable thermostat that automatically turns heat down at night or when a family is out of the house can cut energy bills by as much as 10 per cent.

STORY **WALTER FRANCYK**
ILLUSTRATIONS **SHEILA BRITTON**

HOW TO SAVE ON *high* ENERGY PRICES

Soaring electricity bills and seesawing natural gas prices are spurring home energy conservation like never before.

In the past five years, Ontario's hydro rates have jumped 50 per cent for off-peak power and 77 per cent for on-peak energy. During the same period, natural gas prices have bounced year-to-year and currently sit at 24-30 per cent lower than in 2010. But in 2014, one major gas company was charging twice as much as it did in 2015.

Home heating takes the biggest bite of home energy costs in Canada and it's where homeowners can best pare expenses. Keeping cold out and heat in is the most basic and cost-effective method to do so.

Improve The Thermal Envelope

Improving a home's thermal envelope – the walls, windows and doors – with insulation, weatherstripping and caulking can cut heating bills. Double-pane windows and insulated doors also help. "The best way you can save energy in a home is the envelope," says Dale Tebby, owner of Team Tebby Air Conditioning and Heating. "Insulation is the best place to spend your money. There's no question about that," says Tebby, a home heating expert for 48 years. "If you get your heat loss on the structure low enough, it doesn't matter how you heat it. It's cheap."

Install A Programmable Thermostat

Small and inexpensive, a programmable thermostat that automatically turns heat down at night or when a family is out of the house can cut energy bills by as much as 10 per cent, Ontario Hydro estimates.

Burn Wood

A clean-burning, energy-efficient wood stove or fireplace can save money on home heating, says Shelley Wallace, co-owner of Fireplace

& Leisure Centre. "Even using your wood-burning appliance in just the two coldest months of the year, January and February, can save up to 40 per cent of your annual heating costs," she says. A reliable firewood supplier, she says, is essential to getting wood in a timely fashion and dried properly or delivered early enough to be stacked and dried before the heating season. The cost of a wood stove and installation varies, depending on the type of stove, difficulty of installation and chimney height. "A full system, including product and installation, would range from \$4,500 to \$15,000," Wallace says.

Go Solar

Harnessing sunshine to make electricity can help to offset electrical bills. Under Ontario's microFIT program, homeowners can get a 20-year contract to produce solar energy and sell it to the power grid. Stuart Watt, general manager of Paid4Power, a firm that installs solar panel systems, estimates the average cost of a microFIT project at \$36,000. He predicts it will generate a gross income of about \$80,000 over 20 years. "These systems pay themselves off after approximately seven-and-a-half years," he says.

Net metering is another method using almost the same technology. It has a two-directional meter that credits a homeowner's hydro bill with the solar energy produced for the grid, effectively lowering the monthly

Harnessing sunshine to make electricity can help to offset electrical bills. Under Ontario's microFIT program, homeowners can get a 20-year contract to produce solar energy and sell it to the power grid.



electricity bill. "While it is impossible to eliminate the bill completely, a proper sized system can lower the bill by as much as 95 per cent," Watt says. These systems pay for themselves after about 10 years, he estimates.

For those who want complete electrical energy independence, an off-the-grid solar power system that stores electricity in batteries costs an average of \$55,000 and takes about 20 years to pay for itself.

Increase Efficiency

If a home furnace is 15 years old or older, replacing it with a high-efficiency Energy Star model can save more than 30 per cent of annual heating costs, manufacturers estimate.

Tebby's heating company goes even further. "We wouldn't sell you a furnace that wasn't way better than Energy Star," says the owner. "What we're selling now typically is 96 per cent efficient – two-stage furnaces that have an electronically controlled, variable speed

motor. We consider that a bare minimum," Tebby says. "That's what's going to give everybody the best bang for their buck both in comfort and energy."

He cautions against scrimping on the cost of the furnace itself. Someone who insists on a cheaper furnace might save \$100, but will promptly pay that saving to Ontario Hydro or a fuel supplier within a year, he warns.

Total Control

For homeowners who want to control more than heat, smart technology, such as the Control 4 system, is an option. These systems can regulate thermostats, manage lights, adjust the blinds or draw the curtains. If the garage door is left open, the system can alert the homeowner and then shut it. It can turn off all the TVs in the house, lock doors and set alarms – all controlled from a touch screen, computer or cell phone, from anywhere in the world. **OH**



Improving your home's thermal envelope – adding insulation, weatherstripping doors and caulking windows – can cut your heating bills.

online

TODAY ON **ourhomes.ca**



Celebrate life at home with more home tours, design ideas, tips for outdoor, DIYs and recipes at ourhomes.ca

*Join The Conversation
On Social Media >>>*



[facebook.com/
ourhomesmag](https://facebook.com/ourhomesmag)



[pinterest.com/
ourhomesmag](https://pinterest.com/ourhomesmag)



[twitter.com/
ourhomesmag](https://twitter.com/ourhomesmag)



PLAN YOUR GARDEN



POLISH MOJITO



CHOCOLATE
CARAMEL TART

**ARCHITECTS/ARCHITECTURAL
DESIGN**

Canterra Design, 57
Hierarchy Development & Design, 21

BUILDERS

Cardel Homes, 9
Greenmark Builders Inc., 37
Hierarchy Development & Design, 21
Luxart Homes, 69
Oakwood, 72
Patterson Homes, 49
RND Construction, 17, 35
Timberville, 55

**COUNTERTOPS/GRANITE/
CONCRETE & STONE/TILE**

Blackstone, 53
Granite Transformations, 16
Interstone, 71
The Stone Fabricator, 2
Urban Quarry, 15

CUSTOM CABINETS

Tailored Living, 18

CUSTOM FRAMING

Framed!, 67

DESIGNERS/DECORATORS

7J Design, 67
CDECA, 45
Decorating Den Interiors, 31

ELECTRICAL

The Electrical & Plumbing Store, 53

FINE WOODWORKING

House of Fine Carpentry, 4

FIREPLACES & STOVES

Harding the Fireplace, 13
Romantic Fireplaces & BBQs, 45

FLOORING

Barwood Flooring, 55
Interstone, 71
Logs End, 21
X-Pression Hardwood Floors, 37

FLORISTS/FLORAL DESIGN

Flowers Talk Tivoli, 57
Mill Street Florist, 34

FURNITURE & HOME DÉCOR

Decorating Den Interiors, 31
Just Imagine Home and Garden Décor, 34
Polanco Furniture, 23
Trove Décor Consignment Store, 21

GLASS & GLASS DESIGN

Mirror Works, 34

HEATING & COOLING

Hydro Ottawa, 35

HOME IMPROVEMENTS/RENOVATIONS

Greenmark Builders Inc., 37
Oakwood, 72
Patterson Homes, 49
RND Construction, 17, 35

HOME ORGANIZATION

ECL Innovations, 49
Tailored Living, 18

KITCHEN AND BATH

Kitchens & Bathrooms First, 19
Mondeau Bathroom & Kitchen, 7
Paradise Bath and Kitchen, 11
Potvin Kitchens & Cabinetry, 3
Spectrum Kitchen & Bath Design, 57
Tego Bathroom Solutions, 8
Triangle Kitchen & Bath, 49
Westend Bath & Kitchen Centre, 47

**LANDSCAPE DESIGN/LANDSCAPING/
LAWN & GARDEN**

Yards Unlimited, 34

LIGHTING

The Electrical & Plumbing Store, 53

MOVING/SELF STORAGE

Dymon Storage, 59

NEW HOME COMMUNITIES

Cardel Homes, 9
Greenmark Builders Inc., 37
Luxart Homes, 69
Onassa Springs, 5
Riverpark Green – RND Construction, 17, 35
Timberville, 55
Williams Court Lépine Luxury
Apartments, 6

NON PROFIT ORGANIZATIONS

CDECA, 45

PAINTING & DECORATING

NJCC Painting, 45

PLUMBING

The Electrical & Plumbing Store, 53

RAILINGS, STAIRS & TRIM

Ottawa Valley Handrailing Company
Ltd., 51
Urban Stairs & Rails, 23

SPECIAL EVENTS

Ottawa Home & Remodelling Show, 46

UTILITIES

Hydro Ottawa, 35

WINDOWS & DOORS

Bonnechere Valley Windows, 8
Mirror Works, 34

OUR HOMES is committed to ensuring the businesses above appear under the correct headings. To make a correction, or to have your business listed under more than one heading, please email beth.charbonneau@ourhomes.ca. To have your business listed in our Home Resource Directory, call us to advertise at 613.519.1609 ext. 100.

double take

MODERN ARTS & CRAFTS

Recreate this look in your own home.



PHOTO: JASON HARTOG

1. KOHLER: Strive Apron-Front Sink 2. NEWPORT BRASS: East Linear Pull-Down Kitchen Faucet in Forever Brass 3. SUNPAN MODERN HOME: California Adjustable Barstool 4. AYA: Milano Light-Grey, High-Gloss, Lacquered Cabinet Door 5. THERMADOR: 48-inch Professional Series Pro Grand Commercial Depth All Gas Range 6. M NAEVE: 19th Century French Draper Table 7. ANTOLINI ITALY: Bianco Lasa Covelano Fantastico, Backsplash or Countertop 8. FALK COPPER COOKWARE: Casserole Pan



1



2



3



4



5



7



8



6

ANNOUNCEMENT

OUR HOMES Ottawa publisher, Beth Charbonneau, is pleased to welcome **Mike Beard** to the magazine as an **Account Manager**. Mike brings an extensive background in business development and marketing.



Mike says it is a thrill to be working with OUR HOMES Ottawa. "I'm very happy that I joined the team. My background is in media, having worked in both radio and print media in Ottawa for many years. If there's anything I can help you with, please call or email me. I look forward to helping your business succeed!"

Mike Beard C: 613.324.3404
T: 613.519.1609 ext. 103
mike.beard@ourhomes.ca

ourhomes
THE CITY OF OTTAWA

FRAMED!

since 1976

FINE CUSTOM FRAMING
UNIQUE GIFTS & HOME ACCESSORIES



1075 BANK STREET (AT SUNNYSIDE)
613-730-0037
www.framed.ca **FREE PARKING**



DESIGN
BUILD
RENOVATE



7jDESIGN.COM

613-592-3103

613-286-4143

STORY AND PHOTOS **TARA CHATTELL**

twine wrapped TREES



Use nature's neutrals and add a romantic touch to make these seasonal handmade trees.



TREES

Materials:
Jute Twine
Foam Cones

Tools:
Scissors
Hot Glue Gun

How-To

1. Start a small spiral with twine and secure it together with hot glue.
2. Glue the spiral to the tip of the foam cone.
3. Wind twine around the cone, dotting with glue every few inches.
4. Finish by cutting the twine, leaving a few inches to glue to the underside of the cone. **OH**



online

Learn how to embellish your trees at ourhomes.ca/mag/twine



FROM \$449,900
(INCLUDES LOT AND HST)

BUNGALOWS AND TWO-STOREY HOMES

1.5-3 acre lots on the edge of Carleton Place

- Hardwood throughout main floor
- 9' Ceilings
- Most models include a 3-car garage
- Custom design at no charge
- The highest calibre of construction
- 20 minutes from Canadian Tire Centre

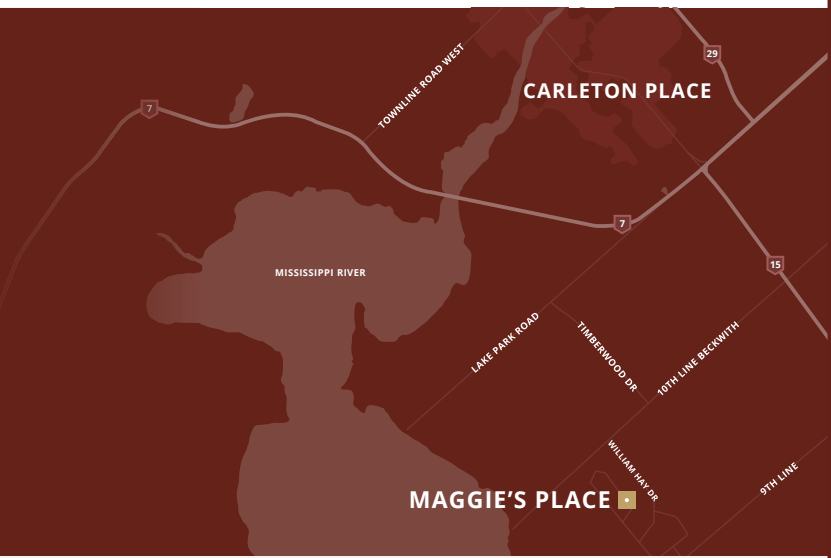


SALES CENTRE HOURS

Saturday and Sunday 12:00pm-4:00pm

107 William Hay Drive
(South off Hwy. 7 onto Hwy. 15, right onto 10th Line, left into Maggie's Place)

VISIT OUR MODEL HOME >



Book a Consultation
613.253.7571

www.LuxartHomes.com

finishing touch



1



2



3



4

marble

noun | mar·ble | \ˈmär-bəl\

A hard crystalline metamorphic form of limestone, typically white with mottlings or streaks of colour, that is capable of taking a polish and is used in sculpture and architecture.



5



6



9



7



8



10

1. CURREY & COMPANY: Thompson Console Lamp, Brass 2. CB2: 2-Piece Marble Dip Server 3. KOHLER: Botticelli Vessel Sink 4. CB2: Marble Trivets 5. EQ3: Spot Wall Knob 6. CB2: Marble Wall-Mounted Shelf 7. ARTERIORS: Quirin Table 8. MADE GOODS: Caspan Stool/Side Table 9. JONATHAN ADLER: Brass Tic Tac Toe Set 10. WILLIAMS-SONOMA: White Marble Stand, Large OH



Beauty Written in Stone

 **INTERSTONE**
MARBLE AND GRANITE LIMITED
IMPORTERS AND DISTRIBUTORS

2730 Swansea Cres, Ottawa, ON K1G 6R8
613.730.1077 • www.interstone.ca

3240 Langstaff Rd, Unit D, Concord, ON L4K 4Z8
905.760.1077 • 1.866.760.1077 • www.interstone.ca

2679 Howard Ave, Windsor, ON N8X 3X2
519.967.9553 • 1.800.581.4259 • www.interstone.ca

Photo courtesy of **FLORIM**

RENOVATION & DESIGN INSPIRATION STARTS HERE

NEW SHOWROOM FROM OTTAWA'S
ONLY MIKE HOLMES APPROVED RENOVATOR

OakWood's new showroom at 555 Bank Street combines design expertise with custom cabinets, state-of-the-art appliances and handcrafted furniture. Add our unique, award winning 3D concept design service and renowned build quality and you have a recipe for renovation success.

LET'S GET STARTED

Go to **OakWood.ca**
and take advantage of our
free **QuickQuote™** and
consultation with one of
our certified designers.



OakWood
Renovation Experts

613-236-8001
Showroom and Design Center
555 Bank Street (above Randall's)
OakWood.ca

YOUR EXPERIENCE IS THE **DIFFERENCE**