

WINTER 2013/NEW YEAR 2014

STYLE ■ COMFORT ■ IDEAS ■ REAL ESTATE

ourhomes

O A K V I L L E B U R L I N G T O N M I L T O N

peek inside the
**PRINCESS
MARGARET**
SWEEPSTAKES
SHOW HOME

**LUXURIOUS
LANDSCAPES**

**WONDERFUL
WHITE**

A COSY YET CHIC
HOME RENO

plus
**BEAUTIFUL
STYLE PICKS**



m i c h a e l B R E J N I K

Sales Representative

OFFICE (905) 335-3042
TOLL-FREE 1-800-290-0163

www.michaelbrejnik.ca
michael@michaelbrejnik.ca

ROYAL LePAGE
BURLOAK REAL ESTATE SERVICES
INDEPENDENTLY OWNED & OPERATED BROKERAGE



EVERY PRICE RANGE, ALL OF YOUR NEEDS, WE ARE YOUR TEAM!



PREMIER LAKEFRONT RESIDENCE

\$7,000,000 Situated in a magnificent setting on prestigious Lakeshore Road stands one of Burlington's premier lakefront residences. Visible beyond the granite and wrought iron gates and black granite driveway you are greeted by an architectural marvel built with the most luxurious finishes. Soaring ceilings, slab limestone floors, custom trim and rich mahogany enhance the priceless water views captured within the frames of the floor to ceiling windows. Only the finest materials and rich finishes were used to create this masterpiece. This exceptional one of a kind estate home with its unparalleled lake views and manicured grounds will leave you breathless.



SOUTH OAKVILLE LUXURY

\$2,398,000 Stunning custom built 4 bedroom 3 + 2 bath, in south west Oakville with Lake Views on a gorgeous treed lot! Over 6,700 sq feet of living space with exquisite finishes and details too numerous to mention!



NORTH SHORE ELEGANCE

\$1,998,000 Open concept 4 bedroom, 5 1/2 bathroom home on 88 x 201 foot lot! Kitchen with stainless steel appliances, granite counters, hardwood & stone floors, 2 storey family room, games room, theater. A walk to the lake!



OAKVILLE CUSTOM HOME

\$1,980,000 Classic custom built 4 bedroom 4 + 2 bath in south west Oakville! Over 6400 sq ft of living space with high end finishes. 10 ft ceilings on main level, custom kitchen limestone & hardwood flooring, huge master with walk-in closet, 6 piece ensuite & sitting room.



SUCCESSFUL DENTAL OFFICE

\$1,200,000 Well established in South Burlington. Amazing potential to grow or redevelop into large medical centre. Located on corner of Plains Rd in rapidly developing area. Buyer to verify zoning & development uses.



WATERFRONT PENTHOUSE CONDO

\$550,000 Stunning waterfront penthouse condo w/many upgrades. Bedroom, den & living room overlook the lake. Large terrace with amazing views! Custom kitchen with granite, custom closets. 2 parking spots + larger locker.



SOUTH BURLINGTON TOWNHOME

\$295,000 Gorgeous updated 3 bedroom 1 1/2 bath townhome, walk to lake and downtown, hardwood on 2 levels, new kitchen and baths, S/S appliances, crown moulding on main, pot lights. Close to all amenities, QEW, 403 and 407!

CUSTOM HOME DESIGN RENOVATIONS VACATION HOMES
www.davidsmalldesigns.com | 905.271.9100

DAVID
SMALL
DESIGNS

m i c h a e l B R E J N I K . c a



JOSHUA CREEK TRADING
FURNITURE
& HOME DECOR

T. 905.842.3739 www.joshuacreekfurniture.com

*“Upscale
designer furniture
at a price you can live with”*

1029 Speers Road, Oakville (Speers & 4th line)



P A R K Y N *PD* D E S I G N

Space Planning • Kitchen & Bath Designs • Ceiling & Lighting • Tile & Floor Finishes • Furniture • Window & Wall Treatments

1440 Hurontario Street, Suite 100, Mississauga, ON L5G 3H4 • Tel: 905.271.2021 • www.ParkynDesign.com

New inventory arriving weekly!



Cornerstone Home Interiors offers eclectic and classical home furnishings that add impact and interest to your life spaces. Our inventory is kept fresh with trailer-loads of hand-selected furniture arriving weekly. You will never see more unique pieces.

Cabinetry, sofas, chairs, carpets, lighting, accessories and one-of-a-kind treasures all priced just for you. With 18,000 square feet of showroom in our Toronto store and massive 50,000 square feet in our Cambridge flagship store, you won't believe the selection!



CORNERSTONE

Home Interiors

Livable Luxury at Affordable Prices.

TORONTO

2886 Dundas Street West
T 416.767.8170

CAMBRIDGE

90 Main Street
T 519.740.9991



www.cornerstonefurniture.ca

[f /CornerstoneHome](https://www.facebook.com/CornerstoneHome) [t /Cornerstone_CS](https://twitter.com/Cornerstone_CS) [p /CSHome](https://www.pinterest.com/CSHome)

HAMPTON KITCHENS INC

As a manufacturer of fine custom cabinetry, Hampton Kitchens can assist you with all aspects of your project from design through fabrication and installation.



VISIT OUR DESIGN STUDIOS

UPPER HAMILTON

1200 Stone Church Road East
Hamilton, Ontario L8W 2C7

905-388-7293
hamilton@hamptonkitchens.ca

DOWNTOWN OAKVILLE

146 Lakeshore Road East
Oakville, Ontario L6J 1H4

905-337-2865
oakville@hamptonkitchens.ca

www.hamptonkitchens.ca



ARTISAN ZONE

FIND CANADIAN ART AND TASTEFUL GIFTS FROM A-Z!

37 King Street W, Kitchener, ON, N2G 1A1
519.208.7400
info@artisanzone.ca • www.artisanzone.ca

Sunrise Cleaning Services
We LOVE to clean and it shows!

**Need help with cleaning?
Let us do it for you!**

Discover house-cleaning that's
affordable, reliable, and convenient.

905-567-1199
www.Sunrise-Cleaning.ca

20% off Your first cleaning session
(Just mention this ad) Expires: 31/Jan/2014



REGIONAL PUBLISHER/FRANCHISE OWNER Marshall Westridge Media Inc.
Tracie Zorzi
tracie@ourhomesmagazine.com

REGIONAL MANAGING EDITOR Gina Makkar
gina@ourhomesmagazine.com

REGIONAL PRODUCTION MANAGER Abby Reynolds
abby@ourhomesmagazine.com

MARKETING & ADVERTISING Tracie Zorzi, 905.875.3509

BUSINESS DEVELOPMENT MANAGER Jennifer Moore,
(MARKETING & ADVERTISING SALES) office: 905.332.5220 cell: 905.320.7818

CONTRIBUTORS

Teresa Baerg, Brandon Barre, Adrienne Brown, Maria Carr, Maria DaSilva,
Christopher Drake, Nancy Fornasiero, Jason Hartog, Scott Hunter,
Gina Makkar, Stephanie Redmond, Joel Reynolds, Yanic Simard, Alaa Yassin

OUR HOMES MEDIA GROUP INC:

EDITORIAL

EDITOR-IN-CHIEF Georgette McCulloch
editor@ourhomesmagazine.com

ASSOCIATE EDITOR Julie Simmonds

MANAGING EDITORS Alexandria Barker,
Nancy Belgue, Adrienne Brown,
Pauline Clark, Andrea Cox, Walter Franczyk,
Mary Hatt, Sarah Hoy, Sarah McGoldrick,
Melissa North, Denise O'Connell,
Jennifer Schleich, Jude Wayland

ART

ART DIRECTOR Tara Chattell
tara@ourhomesmagazine.com

ASSOCIATE ART DIRECTORS
Sheila Britton, Georgie Donais

PRODUCTION

PRODUCTION DIRECTOR Lynn Derrick
lynn@ourhomesmagazine.com

PRODUCTION MANAGERS

Laura Crossett, Julia Dempsey,
Kelly Donaldson, Marilyn Reid,
Tracy Shuttleworth, Andrea Wray

OPERATIONS

PRESIDENT & CEO David Loopstra
david@ourhomesmagazine.com

VP OF FRANCHISING & FRANCHISE OPERATIONS
Suzanne Strong
suzanne@ourhomesmagazine.com

ACCOUNTING Donna Duggan

ADMINISTRATIVE ASSISTANT Lisa Merrell

OUR HOMES™ is a registered trademark of OUR HOMES MEDIA GROUP INC.

OUR HOMES™ Oakville Burlington Milton is published four times a year by
Marshall Westridge Media Inc. under the license of OUR HOMES MEDIA GROUP INC.

OUR HOMES™ is distributed to residents of Oakville, Burlington & Milton via direct delivery.
Copies of OUR HOMES™ are available for free pick up at high traffic locations throughout
the region. OUR HOMES™ is distributed to select business leaders via direct mail.

Advertisements and the content, including photos, of advertisements published within
OUR HOMES magazine are supplied solely by the advertiser and neither the publisher
nor OUR HOMES Media Group Inc. accept responsibility for opinions expressed in
advertisements or for copyright issues with regards to photos, advertising copy and
advertisements, nor shall they be held liable thereby. By act of reading this publication,
all advertisers and readers agree to indemnify and hold harmless both Our Homes Media
Group Inc., and the publisher thereby. Copyright ©2014 OUR HOMES Media Group Inc.
All rights reserved. Reproduction without permission is prohibited.

Please send all letters and/or feedback to OUR HOMES™ Magazine, 1375 Marshall Crescent,
Milton, ON L9T 6N4. Or email us at editor@ourhomesmagazine.com. All letters received are
subject to editing for grammar and length. If undelivered, return to above address.

OUR HOMES CAN BE FOUND IN THE FOLLOWING MARKETS:

Barrie • Calgary AB • Durham Region • Grey Bruce • Hamilton • London
• Mississauga • Muskoka • Oakville/Burlington/Milton • Ottawa • Peterborough
• Sault Ste. Marie & Algoma • Southern Georgian Bay • Vaughan
• Waterloo • Wellington County/Orangeville/Caledon • Windsor

For franchise inquiries please visit www.ourhomesmagazine.com

Or call: Suzanne Strong at 519.538.4528

e-mail to franchise@ourhomesmagazine.com



Magenta Flowers Wedding and Event Specialist



Magenta Flowers will create beautiful,
unique and memorable arrangements
for your special event

flowers@magentaflowers.com

facebook.com/magentaflowersinbloom

www.magentaflowers.com

Flowers in this issue's Feature Home (p 22) provided by Magenta Flowers

DOORWAY INC.

Quality Doors & Windows



Beautiful
Secure
Affordable

4361 Harvester Road
Burlington, Ontario
(Between Appleby Line and Walkers Line)

905-639-5122
www.doorwayinc.ca

Come visit our showroom and see
the beauty of **stained fiberglass** doors!

Complete Kitchen and Bathroom Renovations



Oakville
KITCHEN & BATH CENTRE

Serving you for over 45 years

599 THIRD LINE • 905-827-4611 • oakvillekitchencentre.com

RENOWN

construction systems

a division of Renown Cabinet Systems



Kitchens • Bathrooms • Basements • Outdoor Spaces • Decks
Specializing in Complete Home Makeovers

519.241.4643



ArtaneElectric
CUSTOM HOME AND LANDSCAPE ELECTRICAL



905-699-2556 www.ArtaneElectric.com
shay@artaneelectric.com



ECRA/ESA #7009100



editor's note



WHAT DO YOU DO FOR THE LOVE OF WINTER? I love to play host, and winter is the perfect time to gather friends, light a fire and enjoy the cosy atmosphere.

Those who have known me for a while still laugh about my early days as a new bride. Growing up, I'd learned to cook the basics in an effort to help Mom get dinner started before she came home from work. My skills didn't reach much beyond preparing a salad and boiling water for pasta.

When Emil and I got married, I was a vegetarian, but I was bright-eyed and optimistic about my ability to successfully cook hearty dinners for my meat-and-potatoes man. Shortly after my honeymoon, my Mom came over with an armful of groceries and spent the day showing me how to make a few meals. After that, I was on my own.

I'm sure there were bets on whether I'd rise to the challenge or sink like a stone, but I quickly proved the naysayers wrong. Before long, I was a better cook than my Mom, and I've become an accomplished cook over the years. With that comes a love of entertaining, and we often throw open our doors to share appetizers, homemade pasta and a myriad of desserts so that my love of baking doesn't land squarely on my hips. For me, it's a way to welcome people into my home and show those near and dear to me how much I care for and appreciate them.

In this issue, we were honoured to photograph the Princess Margaret Cancer Centre Welcome Home Sweepstakes home in Oakville. Designer Brian Gluckstein created an atmosphere of effortless luxury. It's the ultimate entertaining home.

In our Comfort Zone, we feature In House. This store envelops visitors with its warm, welcoming atmosphere and tons of great finds. It's easy to take off your coat and stay awhile.

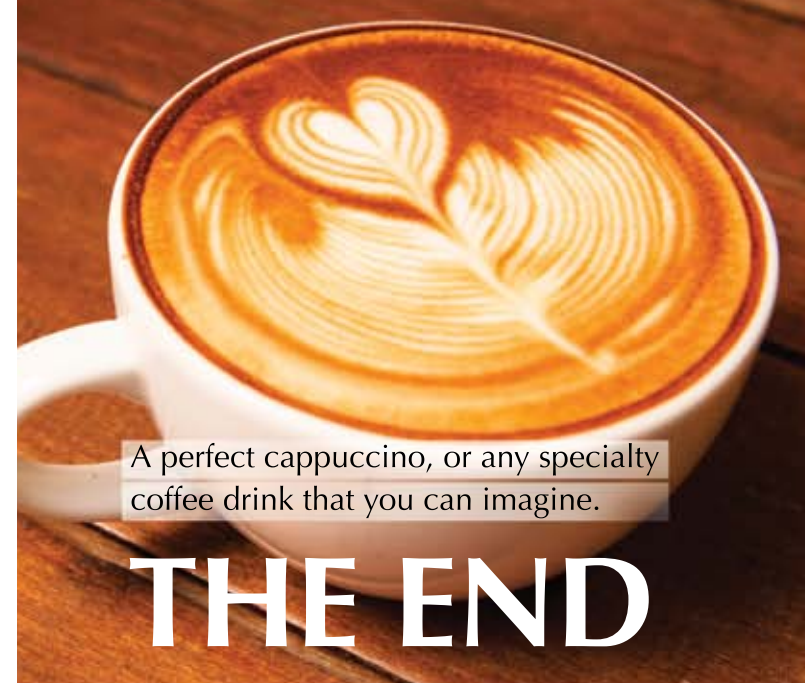
In People, we feature Landon Wieske and Tom Aasman of Planit Green Landscapes. This dynamic duo's skill and passion for landscape design will get you into the spring frame of mind in no time.

What are you doing for the love of the winter season? Drop me a note!

Gina Makkar

Gina Makkar, Managing Editor
gina@ourhomesmagazine.com

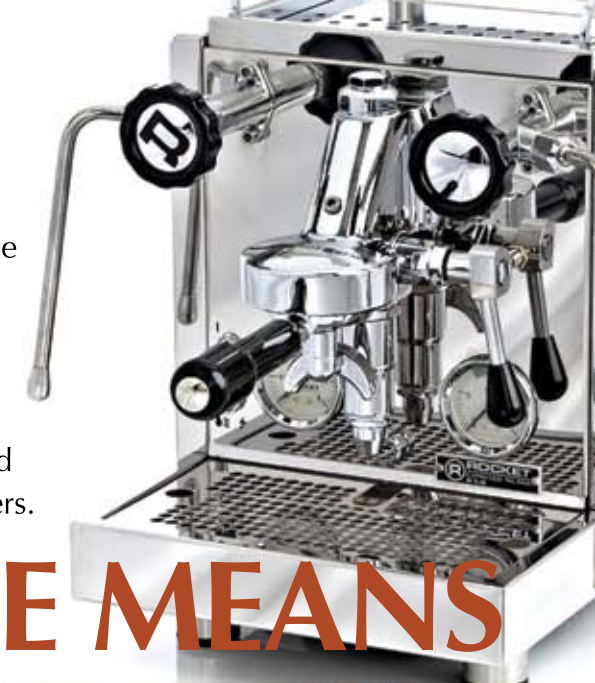
Follow us nationally @OurHomesMag



A perfect cappuccino, or any specialty coffee drink that you can imagine.

THE END

The Rocket R58. Just one of many fine and surprisingly affordable espresso and coffee makers.



THE MEANS

Someone experiencing coffee as good as coffee can get. Period.

JUSTIFIED



Would it surprise you to learn that you can make better espressos at home than you can get at nine out of ten cafés? Would it surprise you to learn that espresso machines make every kind of coffee drink there is. That you can do it easily? That you'll love doing it? That you can do it with a machine that is itself a piece of artwork for your home? Enough with the questions. You *can* do it and IDrinkCoffee is all about making it real. Drop by our showroom in Milton for a demonstration of how good coffee can get.

idrinkcoffee.com
Roasters and Merchants

MILTON

315 Steeles Ave East
Milton Ontario, L9T 1Y2
Phone: 905-636-0922
Toll Free: 1-800-425-5405
www.idrinkcoffee.com

contents

winter

18



ON THE COVER

Building a dream.
Story, page 36.
Photography
by Jason Hartog.



28

departments

| | |
|-------------------------|----|
| EDITOR'S NOTE | 10 |
| PUBLISHER'S NOTE | 14 |
| ADVICE | 16 |
| Petite Powder Rooms | |
| STYLE PICKS | 18 |
| Golden Glam | |
| COMFORT ZONE | 28 |
| See What's In House | |
| PEOPLE | 46 |
| Dreamy Landscapes | |
| HOME RESOURCE DIRECTORY | 52 |
| FINISHING TOUCH | 54 |
| Winter Warmers | |

features

| | |
|-------------------------------------|----|
| FEATURE HOME | 22 |
| Contemporary Flair | |
| DESIGN IDEAS | 32 |
| Bright & White | |
| REAL ESTATE | 34 |
| Valuable Upgrades | |
| HOME & BUILDER | 36 |
| The 2013 Princess Margaret Showhome | |
| DECORATING | 44 |
| Chalk Paint Vs. Milk Paint | |
| COOKING AT HOME | 48 |
| Tasty Garlic Shrimp | |



22



44



36

Eloquence now available at



Anderson's

your interior design partner



Furniture • Carpet • Rugs • Drapery • Reupholster • Farrow & Ball Paint • Wallpaper
686 Guelph Line, Burlington • 905-639-0666 • andersoncarpetandhome.com

Visit our blog for more outstanding pieces

MORE than you paid for?



It's not often you get more than you pay for, but when you advertise in OUR HOMES, you get more than you pay for every time!

- FREE listing in our online directory, which enhances your business's online presence and directs google-searchers to your company... FREE
- FREE ad placement on our online "Flip magazine" as well as free placement in our mobile PDF magazine, with a free link to your company's website...FREE
- FREE listing in our Home Resource Directory, which connects you with customers who are looking for your service...FREE
- Ask us how we can connect your business to our readers in a more personal way
- Ask us how we can boost your business's advertising impact into specific areas of our superior distribution
- Ask us how we can put your company in front of a targeted audience from around the province

ADVERTISING INQUIRIES & SALES, PLEASE CONTACT:

Tracie Zorzi
t: 905.875.3509 c: 905.699.0727
tracie@ourhomesmagazine.com

Jennifer Moore
t: 905.332.5220 c: 905.320.7818
jmoore@ourhomesmagazine.com

ourhomes
OAKVILLE AND BURLINGTON

publisher's note



IN THE FALL, I LAUNCHED MY PREMIERE ISSUE IN this region, and it's been so much fun. I've always known that my neighbours were friendly and approachable, but the number of well wishes and accolades I've received from both advertisers and readers has been wonderful.

Everyone is excited about the changes in the content and layout, and excited to see what's coming next in 2014.

Gina and I are planning our issues for the upcoming year and have some fantastic editorial lined up. Stay tuned!

Winter always brings the legendary St. Andrew's Christmas House Tour. I am honoured to endorse the event and include our magazine in this year's gift bags. I can't wait to support a great charity while touring the beautiful décor in this year's selected homes. Be sure to buy your tickets and join us for this annual event.

Tracie Zorzi, Publisher
Oakville@ourhomesmagazine.com

Follow us locally @OurHomesOakBurl



PROFILE CUSTOM HOMES



Home Design By



EXPERIENCE • INTEGRITY • INNOVATION • CRAFTSMANSHIP

Building new or renovating, by working together we will make your dream a reality

— HAVE PROFILE WELCOME YOU HOME —



www.profilecustomhomes.com | 905-822-7070

Custom Homes: Joel@profilecustomhomes.com | Renovations: Mike@profilecustomhomes.com





Fergus, ON · 519.993.2279
info@thebarstore.ca

Your HOME BAR Experts

PRE-DESIGNED AND CUSTOM



WWW.THEBARSTORE.CA

advice

A *cosy* LOO

I have a tiny space underneath a set of stairs and would like to create a powder room. The problem is, there is barely enough space for storage or a vanity of any kind. Do you have any suggestions to make this space work?


This is a common area that can either collect dust or be cleverly reworked into usable space. Let's opt for the latter. Don't shy away from small. Small may be a challenge, but with some clever planning, small can also be just right.

Let's start with the obvious. Choose a small-scale toilet like the Toto Aquia II or, for ease of cleaning and the illusion of more floor space, the wall-mounted Duravit Starck 3. Either of these options are compact and well designed. The toilet should sit on the side that is lowest. Measure the space for headroom to ensure that the toilet is far enough back from the underside of the stairs so that when standing, you don't hit your head on the sloped ceiling.



We invite you to explore the possibilities





Residential Interior Design Services

Specializing in kitchens and bathrooms

Frahm Interiors has been successfully transforming homes throughout the GTA for more than 12 years.

5040 Fairview St. Burlington, ON 905.901.3473

View our full portfolio at www.frahminterior.com



Designer
Stephanie Redmond
shares her ideas.

Now that you know how far into the space you have to put your toilet, measure to the back of the tank, allowing a few extra inches. This is where you can build a wall behind the toilet. Use the cavity of space behind this wall (above the height of the tank) to create a cubby for storage or display. Don't let this tiny bonus space go to waste.

One way to really make sure you have everything in order is to think about what goes into this room and what you use in the space. Toilet paper = toilet paper holder. Hand towels = somewhere to store them + possibly hang them. Hand soap = wall hung soap dish, ledge for a dish or side of the sink. Depending on how comfortable you would like to make the space, the list could include a candle and magazines too.

Sinks come in all shapes, and most importantly in this case, sizes. Like the toilet, you can wall mount a sink that is smaller in scale and has a bit of storage space underneath. The Agape Handwash is a wonderful solution. A quick tip to keep in mind: If you wall mount the faucet, you can reduce the necessary depth of the counter/sink. You can also achieve this by mounting the faucet to the left or right side of the sink.


Reflection works wonders in cramped quarters. A wall-to-wall mirror above the vanity – or even the entire wall – will give the illusion of much more space. Instead of installing wall sconces, hang a single pendant from the ceiling (above the sink) to free up the mirror space.

Be particularly careful where light switches and electrical outlets are placed in order to minimize on visual clutter. Mount the light switches around 44-inches to centre. It may seem low compared to the old standard, but it eliminates unsightly switching at eye level. If an electrical outlet is required, place it on the same wall as the door and in the baseboard. If you're using wallpaper, you won't have to cut around it and scar a beautiful paper with an ugly switch plate.

Wallpaper, paint or floor-to-ceiling tiles, whichever is the preferred solution; this is where you can add a lot of power to the space. Bright or dark colours, large or small-scale pattern – it all works to create the overall effect. This depends on your personal style. What we've already accomplished is a space with enough room to move, where you won't bump into a sink corner or trip over the toilet. If the space planning is correct, the decorating is simply the icing on the cake. **OH**

1. Pharos Modern Pendant Light by Niche Design Inc., 2. Artisanal Wall-Mount Vases by Pottery Barn, 3. Handwash wall mount basin by Agape. 4. Aquia II Dual Flush Toilet by Toto, 5. Starck 3 Toilet wall-mounted washdown model by Duravit, 6. Oblo® Wall-mount sink faucet by Kohler.





AYA KITCHENS OF OAKVILLE
1195 North Service Rd. West
Oakville, ON
T: 905.847.1522
www.AyAoakville.com



Contact us today to get closets that everyone will **envy!**

Shaun Oriold
o. 289.635.2001 info@closetenvy.ca
c. 905.923.ENVY closetenvy.ca
905.923.3689



SHADES OF GOLD

Add a little warmth and vintage flair to your home with this season's brightest in gold-toned and vintage white accents.

PHOTOGRAPHY BY JASON HARTOG



1



3



2



4



5



6

1 MILTON LIGHTING

Pendant Lighting

The intricate patterns in the metal of the Arabesque collection glow with a shimmering golden silver finish. Strands of crystal beads and bevelled crystal glass add sparkle.

295 Main St. E., Milton
905.878.7111 | www.miltonlighting.com

2 ANDERSONS

Cocktail Table

Style meets sophistication with this versatile table. An aged silver leaf finish adds glitter. It's designed to stand alone or with flanking demilunes that can be moved for easy entertaining.

686 Guelph Line, Burlington
905.639.0666 | www.andersoncarpetandhome.com

3 HOME HARDWARE STORES LTD.

Beauti-Tone Paint

Warm up your room with a touch of golden paint. Try rich Coffee Crisp (B013), subtle Champagne Bubbles (B047) or cool French Vanilla (B026).

Available at Home Hardware locations.
Find one near you at www.homehardware.ca

4 BERGSMAS PAINT & DECOR

Mirror

A mirror adds instant drama and enhances the light and dimension of a room. Varying shades of iridescent gold and mother-of-pearl are intricately layered to highlight the glossy finish.

194 Main St. E., Milton
905.876.4922 | www.bergsmaspaint.com

5 THE FEATHERED BED

Canisters

Available in various sizes, these jars are great for storage. Add elegance to a counter, place them on a shelf or use them as part of a centerpiece. The possibilities are endless.

1463 Ontario St., Burlington
905.681.2400 | www.thefeatheredbed.ca

6 MY BACK SHED

Painted Furniture

Create a one-of-a-kind piece of furniture and get a fresh new look with a coat of paint. Select a beautiful new piece from the store or bring in and repurpose something of your own.

2359 Lakeshore Rd. W., Oakville
905.847.2922 | www.mybackshed.com OH

Are you a PEOPLE PERSON?



Be your own boss, put your network to work for you,
provide the very best advertising solutions in your
community and build equity in your very own business.

Franchise Opportunities Available!

There are franchise territories still available in Ontario:

Prince Edward County, Huron/Perth, Sudbury/North Bay, Niagara Region
(to name a few); PLUS OUR HOMES is expanding into communities in
Eastern & Western Canada as well. Contact Suzanne for details.

Visit www.ourhomesmagazine.com
Click on 'Become a Publisher'. Or call
Suzanne Strong, VP Franchising
519.538.4528 • franchise@ourhomesmagazine.com

STYLE • COMFORT • IDEAS • REAL ESTATE
ourhomes
SMART LOCAL MARKETING

design_{inc.}
gabriele
pizzale



905.855.5171 www.gabrielepizzaledesign.ca



Custom Upholstery • Custom Furniture Painting • Design Services

2359 Lakeshore Road West Oakville, Ontario
905-847-2922 www.mybackshed.com



Specializing in leaded glass & stained glass
including leaded windows, door inserts, cabinet inserts and privacy panels

6415 Northwest Drive Unit 32, Mississauga, Ontario
Studio visits are by appointment

905.362.0417 | www.glassworksstudio.ca



LEFT: The open floor plan provides the family with many options for casual dining and entertaining. **BELOW:** Accents, like fresh herbs, bring a hint of organic colour to the space. **BOTTOM:** Finer details, like the intricate mouldings, make the kitchen a showpiece.



The cosy family room brims with warmth, from the linear fireplace to the toasty colour palette in the artwork and furnishings.

MODERN APPEAL

BY ALAA YASSIN // PHOTOGRAPHY BY JASON HARTOG // FLOWERS BY MAGENTA FLOWERS

Traditional décor can bring classic elegance into any space. A modern flair can add comfort and cosiness. Combine the two and you've got a fabulous transitional style home. That's exactly what one family did with their recent renovation.

After living in their home for eight years, Kelly and her family began to appreciate a more modern style. It was time to bring contemporary flair into their very traditional space.

To help them find and implement what best fit their lifestyle, they

worked with long-time friend and designer **Tracy Ray**, owner of **Unique Ideas**, who collaborated with contractors from **BRS Construction**. "The most challenging part was working in some of the more traditional pieces with the new modern look," says Tracy. *Continued on page 24*



ABOVE: Wood panels were added to the office wall for striking visual interest. **TOP RIGHT:** The bright entryway was revamped with a custom door and playful accents like the zebra-patterned rug. **RIGHT:** An elegant desk in the second family room is both beautiful and functional. It's the perfect place to do homework or surf the Internet.

Despite that, elegance wraps this picture-perfect home right from the outside. The mix of greys and earthy tones used around the exterior highlight its trendy style. "We wanted to capture something modern right from the street," says Tracy.

The modern custom-made, frosted glass, double-door entrance by Amberwood Doors Inc., opens into a cosy entryway where lots of natural light shines through. Neutral walls in Benjamin Moore's Hush provide a warm welcome. Stairs lead up to the main living space or down to the lower level.

It was this lower level that initially got the family thinking about a renovation project. "The unfinished basement was really fun to decorate because it was basically a blank slate," says Kelly.

Throughout the home, built-ins by **Top Notch Cabinets** create beauty and function. Downstairs, the mudroom area – adorned with bead board panelling and plenty of room for storage – leads to a guest suite and family room. A guest suite with its own bath in the soothing shade of Benjamin Moore's Revere Pewter adds comfort and cosiness, making it a great space for guests to spend the night.

This is the perfect space for the couples' active children to relax after their favourite activities, like horseback riding. A large screen television integrates seamlessly within the floor-to-ceiling media unit. With a neatly organized toy area nearby, the space is ideal for the entire family. "The zebra print upholstery fabric was chosen first and it inspired the rest



FAR LEFT: Soothing colours in the guest suite welcome visitors. **MIDDLE:** A custom mudroom allows the family to stow the gear from activities out of sight. **LEFT:** Fresh and contemporary arrangements by Magenta Flowers make a lovely centerpiece. **BELOW:** A lower level media room allows the kids to hang out with friends or the family to enjoy a movie night.



of the space," says Kelly. The stylish modern furniture was purchased at **Cocoon Furnishings Inc.** Tied in with the same colour palette used in the guest suite, the décor throughout the basement flows from one room to the next. Frosted double doors neatly tuck the storage area out of site.

The tan and grey streaks in the cream-coloured stair runner from **Andersons** run throughout the stairwell, seamlessly connecting the complementary red tones of the oak hardwood floors with the grey palette.

A dark chocolate wood stain was used to dress up the office on the second floor. A full wall of built-in cabinetry functions as a desk. Custom storage panels and modern light fixtures add an executive feel to the office. It's a tranquil space in which to work or relax.

Next to the office, a luxurious powder room is wrapped with Crown wallpaper. A silver geometrical design is infused with a tree branch pattern and complements the silver oval mirror. The clean lines of the rectangular stone sink and dark wood vanity complete the look.

To embrace Kelly's love for an all-natural look, unique floral arrangements are part of the living room décor. Three custom birch planters adorn the dark brown fireplace mantel. To help tie in the existing tan and merlot-coloured furnishings, the couple commissioned three paintings by Tom Schade. Within a couple of these paintings, birch trees are subtly incorporated.

In the kitchen, pendant lighting with soft fabric shades light up the granite island. *Continued on page 26*

feature

BELOW: The warm colour palette continues in the master bedroom with luxurious bedding and pops of red. **BOTTOM LEFT:** The powder room is made pretty with silvery-grey wallpaper. **BOTTOM RIGHT:** The wall unit provides plenty of storage for a growing boy and all his interests.



LEFT: An oversize mirror reflects the entire main level and adds a little glam.

Traditional-style cabinets, crafted by Downsview Kitchens, add a subtle modern flair to the existing space.

A solid wood dining table with seating for eight, from Elte, separates the open kitchen from the living room. Nearby, an additional enclosed family room sat unused until its recent makeover. "This was an unused space that's now used all the time," says Kelly. The elegant, cream traditional media unit complements the contemporary grey sectional sofa, creating a comfortable place to relax.

"What I love about this house is that it's comfortable and inviting," says Tracy. "We wanted to make it contemporary but keep it cosy." The idea of comfort is really emphasized on the second floor. A sizeable foyer connects all the bedrooms while a large mirror with a unique tangled branches design acts as a focal point. The mirror's silver frame ties the grey palette to the second floor.

The double doors open to a magnificent bed in the inviting master suite. A dramatic tray ceiling provides height, while the colours from the main floor warm the bedding. Furnished with a seating area and a television, this space is ideal for relaxation. Pirouette window shadings by Hunter Douglas cover the large windows, in addition to the heavy dark grey drapes that were added to block the sunlight for mornings of sleeping in.

The family's home is a fine example of how modern trends can be well embraced while continuing to appreciate existing pieces of a more traditional style. **OH**



ANNOUNCEMENT

OUR HOMES Oakville Burlington Milton is thrilled to introduce *Jennifer Moore, Business Development Manager.*

Jennifer has an extensive background in advertising, sales and business development combined with the ability to build strong client relationships in order to properly position products and services. She is passionate about home design, renovation and building.

Jennifer Moore
o: 905.332.5220 c: 905.320.7818
jmoore@OurHomesMagazine.com

ourhomes
OAKVILLE BURLINGTON MILTON



Spend less time cleaning this winter and more time doing what you love!



BUDGET-MINDED CLEANING PACKAGE

STARTING FROM **\$75.00***
*Plus HST. Valid only at these locations.

Act now and take advantage of the most cost-effective cleaning for your home. Merry Maids is introducing our budget-minded cleaning package that fits everyone's needs. This package ensures that we focus on the rooms of your home that need the most attention. Starting from \$75.00 (plus HST) on a weekly/biweekly basis, this package is the best value for your budget.

To set up your appointment today, please contact us at:
Milton: 905-875-0391 • miltonmerrymaids@bellnet.ca
Oakville: 905-845-2210 • mmaids@bellnet.ca

merrymaidsmilton.ca
merrymaidsoakville.ca

merry maids
Relax. It's Done.®



style IN HOUSE

BY TERESA BAERG
PHOTOGRAPHY BY JASON HARTOG

THE PLACE: In House and its sister store, In House Etc. are tucked away in downtown Burlington, just across the street from each other. Both are owned by the dynamic mother-son duo of Pam and Mark Chisholm, who are celebrating the 15th anniversary of In House this year. Pride in customer service is at the heart of In House. Pam and Mark get to know their customers, and they will take notes to buying shows to find that special piece someone is looking for. If an item catches your eye, you're welcome to take it home to try before you buy it.



THE STYLE: In House offers stylish furniture, lighting, accessories and a full decorating service. With Pam's keen eye for design, combined with Mark's great eye for size and space, you are sure to end up with a home that defines your style. With new items arriving daily, customers return often to see what's new in art, furniture and unique accessories.

WHAT'S HOT: This season, removable, textured wallpaper is in demand. "Wallpaper is coming back in a big way," says Pam. Customers are using it in their powder rooms, dining rooms or perhaps on an accent wall. Aqua-toned blues are a popular choice in accessories to add a punch of colour to a neutral palette. Grey has become the most popular neutral tone, especially in sofas.

FAVOURITES: Pam's favourites include JW sofas and sectionals, a classic bestseller made in Canada with many fabric choices that never go out of style. Daniel Stuart Studio bedding is another favourite. It's a good quality, affordable, luxurious line that comes in gorgeous designs, washes beautifully and is made in Toronto. Pot light jewelry is a ring of crystals that attach to a pot light. "Add a little bit of bling to your powder room, bathroom or kitchen, or anywhere you have a pot light," Pam suggests. It's a reasonably priced option to create instant beauty and personality. In House can help you transform your home into a beautiful space that reflects your personality and individual style.

WHERE: 481 John St., Burlington
905.637.0823 www.inhouseetc.ca OH



Experience an Oakville holiday tradition

The 2013 St. Andrew's Christmas House Tour will present an eclectic mix of historical, waterfront and architecturally unique homes, an Oakville tradition since 1981. Local professional decorators creatively decorate nine beautiful houses for the holidays.

The house tour is a community fund-raising event, proceeds from this year's event will support, in part, Fareshare Food Bank and Kerr Street Ministries Christmas Wonders and Beyond program which provides gift certificates and food boxes to families in need.

A limited number of tickets will be offered for the exclusive Friday night candlelight tour. Tickets may be purchased for the tour only or for the tour and reception to follow at the Oakville Golf Club where you can enjoy complimentary drinks and hors d'oeuvres.

St. Andrew's Christmas House Tour

Date: Friday, December 6, 2013
Saturday, December 7, 2013

Time: Friday -Tour 6:00-9:00pm • Reception 8:30-11:00pm
Saturday -9:30am-4:00pm

Tickets: Friday -Tour only \$75 • Tour and Reception \$100
Saturday-\$40

Note: There are a limited number of tickets for the Friday event

For information on purchasing tickets please visit
www.standrewshousetour.ca

St. Andrew Church at 47 Reynolds St. will be decorated and open for viewing. Enjoy tea and baking, included in the price of the Saturday ticket, in the Parish Centre adjacent to the church.



UNIQUE ACCESSORIES FOR YOU & YOUR HOME.

MON-WED 10AM-6PM | THURS 10AM-8PM | FRI & SAT 10AM-6PM | SUN 12-5PM

468 BRANT STREET | DOWNTOWN BURLINGTON | 905.333.4644

WWW.FAIRHOME.CA

SPACE AGE SHELVING

THE CLOSET AND STORAGE SPECIALISTS



- Adjustable Wire Shelving
- Custom Melamine Closet & Storage Systems
- Garage Storage Solutions
- Cabinet Pullouts
- Sliding Laminated Glass, Mirror & Wood Doors
- Commercial/Industrial Storage Units
- Murphy Wall Bed Systems

VISIT OUR SHOW ROOM OR CALL FOR A FREE CONSULTATION

2444 Industrial St. #5 Burlington, Ontario
905-333-1322 • www.organizeyourself.ca



VANBETLEHEM
ARCHITECT INC.

Specialists in the Design of Custom Homes and Renovations



1200 Speers Road, Unit 16 Oakville, Ontario
905.582.0630
www.vanbetlehem.com



HOTEL-INSPIRED

BY YANIC SIMARD



The course of 2013 took me on many design adventures, and far beyond the walls of my Toronto Interior Design Group studio: from Western Canada to sunny Miami, from care-free Hawaii to Italy's Amalfi Coast, and farther. While visiting so many summery destinations, I was struck by a clear trend in the interior design of each destination: the inspiring use of white.

Clean white is always a design staple (Benjamin Moore's OC-65 Chantilly Lace being my favourite undertone-free hue), as its pure brightness adds an unparalleled freshness to any décor. When combined with itself, the effect can be powerful, tropical and beautiful – here are three of my favourite ways to work with white-on-white, the right way.

WHITE WITH: OFF WHITE

Surrounded by sandy beaches in tranquil Hawaii, it only makes sense for The Modern Honolulu to bring this relaxing environment indoors. Their peaceful suites see clean white walls playing backdrop to a mix of pale neutrals, creating a lush but subtle tone-on-tone effect. Too much beige can be boring, but mixing sandy tones with warm greys and pale woods creates

a restful, contemporary appeal. Look to Benjamin Moore #OC-23 Classic Gray for a modern off-white with depth.

Get the Look: Try soft grey carpeting (or a large area rug), lightly veined stone (like in a Saarinen-style marble-top table), smoked glass vases, and multiple tones of off-white upholstery for a high style look that isn't high maintenance.

WHITE WITH: COLOUR POPS

Miami's The James Royal Palm is a perfect, striking example of South Beach style: residing in a city known for its art culture, The James breaks up its white scheme with electrifying hues and bold patterns. Follow the hotel's lead and apply wild fabrics to small sections of upholstery – I was especially

drawn to chairs featuring oversized palm frond prints on the backrests. Leaf motifs are the new florals and a trend you can safely invest in.

Dressing the walls and window treatments in a matching white is a key element in creating this airy South Beach look. Once you have these in place, you can add touches of classic Miami colours (think bright pinks, sea-foam greens or electric blues) in small doses to achieve a youthful energy in a sophisticated way.

Get the Look: Choose one favourite art piece and pull colours from this for pillows, book covers and other small accessories, mixing and matching until your heart's content. For an even easier can't-miss option, apply a sky blue rug to a seating grouping under a window, bringing that blue view indoors (even when it's not really so sunny outside).

WHITE WITH: MORE WHITE!

Toward the end of the summer, I had the opportunity to return to one of my favourite design destinations: Italian icon Casa Angelina. Their interiors use white-on-white(-on-white!) with such reverence; their full time painter Peppe can recognize 15 subtly different shades. Here, a sense of depth and variety is maintained through the mixing of various materials.

Get the Look: Combine woods, sheer fabrics and rich ones, coated metals, plaster, paper, glass and ceramics to achieve a pleasing breadth of textures.

- Hotels use crisp white bedding to create a clean look for visitors, and you can use the same trick for your own guests and yourself – all white linens instantly freshen and open a bedroom. If you want to re-add some variety, apply an animal hide rug under one corner of

ITALY'S CASA ANGELINA



the bed and add a neatly folded throw to the end, or some sheepskin-effect pillow shams against the headboard.

- Such a strict colour scheme automatically emphasizes anything that breaks the rules, so apply this technique if you want to focus attention on a beautiful view (like Italy's azure skies). Otherwise, let a few precious heirlooms or artworks make the statement – just make sure they stand up to some attention! **OH**

WHITE-ON-WHITE

THE MODERN HONOLULU



Pops of colourful accessories bring energy to a room, and keep the scheme from looking bland.

BY GINA MAKKAR

DOLLARS & SENSE

TEN HOME RENOVATION PROJECTS THAT ADD IMPACT AND VALUE

If you are planning to renovate your home, you may be asking yourself what room to tackle first. Perhaps it's the dingy, cracked tile in the kitchen, the faded paint in the bedroom or the tired fixtures in the bathroom. When planning a home improvement project, it's important to keep a few things in mind. What you get back on your investment depends on many variables, including the value of your home, the value of the homes in your neighborhood and the climate of the housing market.

According to Canada Mortgage and Housing Corporation's most recent Renovation and Home Purchase Survey, an estimated 1.7 million households in surveyed centres performed some form of renovation in 2011. Of those, 74 per cent renovated to update, add value or sell their home.

One of the best reasons to renovate a home is to enjoy living in it. Careful planning and thoughtful changes will allow you to enjoy your space now and pay off in the future.

1. KITCHENS

The kitchen is the heart of the home, and improvements like a fresh coat of paint, dramatic lighting and swapping out dated door handles for a little bling all create big impact for a small cost.

Want to tackle a larger project? The more you change – from flooring to repainting cabinets to a full renovation – the more the focus will be on the kitchen, the centre of entertaining, from family dinners to festive holidays.

2. BATHS

Make a splash with your bath! According to the Appraisal Institute of Canada, kitchen and bathroom renovations remain at the top of the list, and homeowners can recoup 75 per cent to 100 per cent of the investment. Wood cabinets, large stand-up showers and stone floors and countertops all add value and visual appeal.

3. PAINT

Throw a little colour into your life. Over time, walls sag and paint tends to fade or stain from sun exposure and dirty hands. A fresh coat of paint provides dramatic results with little investment, and according to The Appraisal Institute of Canada, it may return up to 100 per cent of the cost.

4. FLOORING

Update things underfoot. Gleaming hardwood floors and tiles add both value and appeal to a home. If you are replacing flooring, remember to maintain consistency. Too many strange transitions and changes in material will lose impact.

5. LANDSCAPING

The front of a home is the first thing people see, and it's hard not to judge a book by its cover. Landscaping does more than beautify a space. It maximizes and extends living spaces by creating usable areas with decks and patios. It also provides privacy and reduces noise levels. A few strategically planted trees could help save on heating and cooling costs.

6. WINDOWS

If you're feeling a draft in the living room you might also be left cold when you open a sky-high utility bill. Of those surveyed, 27 per cent of homeowners invested in windows, an update that both maintains and improves a property. Though an investment, replacing aging, hard to operate or poorly sealed windows will warm both the home and the pocketbook.

7. PLUMBING FIXTURES

High-end finishes like brushed nickel, antique brass and oil-rubbed bronze are the jewelry in any bathroom and kitchen. Not only do they anchor the look and feel of a home, newer fixtures boast amenities like water-saving low-flow aerators and quick on/off or hands free technology.

8. EXTRA STORAGE


Dead-end corners under staircases, awkward wall niches and low head spaces in the basement. We all have them. Why not convert them into usable space? A few thoughtful additions like built-in storage or extra closets to stash off-season clothes or household baubles will help maximize living space now and appeal to potential buyers later.

9. ECO-FRIENDLY ADDITIONS

Investing in Mother Earth can yield some strong returns. Water saving plumbing fixtures like low-flow showerheads, tankless hot water heaters and eco-friendly products like bamboo, cork and low-VOC paints all add value and environmental impact.

10. CONSULT A PROFESSIONAL


Invite a realtor or interior designer over to check out your home or consider hiring an architect or contractor for larger renovations. They can provide advice, help draw up an action plan or manage construction. Small suggestions on paint colours or furniture placement can go a long way in helping improve the aesthetic of your home. For larger projects, a little professional advice before the project begins can squelch the likelihood of costly errors later. **OH**



LED lighting specialists for all your lighting wishes. Including Cabinet (Under/In), Pot lights, Landscape/Exterior Lighting and Traditional Fixtures.

Lighting Innovation + Design Inc.

283 Northfield Drive East Unit #6
Waterloo, ON N2J 4G8
P: 519-747-7200 | www.lidinc.ca



Bathroom
Design &
Renovation
Professionals

*often imitated
never duplicated*

**Opal
Baths and
Design**


A Trusted Name in Service Since 1960

4104 Fairview St., Burlington
905.639.0500
www.opalbaths.com

**HALTON
CUSTOM RENOVATIONS**

Interior & Exterior Renovations Professionals

Interior: Kitchen • Bathrooms • Basements



Exterior: Decks • Fences • Additions

601 York Street, Oakville, Ontario
905.510.5152 • 905.876.7875
info@haltoncustomrenovations.ca
www.haltoncustomrenovations.ca

BY NANCY FORNASIERO
PHOTOGRAPHY BY JASON HARTOG



THE ULTIMATE RECIPE FOR *luxury living*

Start with a prime parcel of Oakville real estate, toss in a multi-million dollar budget, add one superlative master builder, sprinkle in contributions from outstanding artists, retailers and trades. Round it out with an award-winning interior design team. Blend for about six months. The result? This year's Princess Margaret Cancer Centre Lottery home. One lucky ticketholder will get to move into this fully furnished, decorated and landscaped dream residence. *Continued on page 38*





Designer Brian Gluckstein and his team designed the ultimate entertaining space.

“This is far and away the most spectacular show home that has ever been in a Princess Margaret lottery,” says Paul Alofs, President & CEO of The Princess Margaret Cancer Foundation. The over-the-top appeal of the property is a testament to the collaborative efforts of **Brian Gluckstein**, celebrity designer and principal of **Gluckstein Design**, and local builder extraordinaire, **Carlos Jardino**, of **PCM Project & Construction Management Inc.** Each is a perfectionist and creative virtuoso; however, both attribute the home’s success to the other’s contributions.

PCM, renowned for building glamorous homes, also has a reputation for exceeding quality standards while minimizing start-to-finish timelines. “We have a very methodical approach,” explains Carlos, “including complete design reviews with all the trades before beginning – long before construction. We do this for every house we build.” Carlos praises Brian Gluckstein and his staff for keeping in perfect sync with his system. “Not only were we totally on the same page, we were on the same line of the same page! That’s how well we cooperated.”

Brian agrees. “We both had the discipline to create a really beautiful house in probably half the time that it should have taken.” He does stress that they had certain advantages. “I was very organized, Carlos was very organized, and don’t forget,” he adds with a smile, “there was no client!”



With no specific client to accommodate, Brian’s creativity could run free, and he used the project to showcase his sophisticated signature style. “I’d say it’s a somewhat traditional house with a modern point of view. I like to do houses that have a foundation in traditional architecture, meaning it has crown mouldings, trims, panelling, classical references, but not openly traditional houses.” Dozens of unexpected twists – stone-clad walls in the foyer, black-lacquered archways, a glass floor and a kitchen island wrapped in polished marble – keep the home’s classic features from taking over and feeling too old-fashioned. The transitional and modern furnishings, mainly from GlucksteinHome, also keep the aesthetic fresh and new. *Continued on page 40*

ABOVE: A roaring fire and elegant occasional chairs make this room the perfect place to get cozy with a book. In a dramatic twist, the ceiling is open to above. **OPPOSITE, TOP LEFT:** The open concept lower level conveniently places the bar area with the wine cellar and recreation room for easy entertaining. **BOTTOM LEFT:** A computer room tucked into a corner is easily accessible on the main level. **BOTTOM RIGHT:** The lower level recreation room with its oversize sofa provides plenty of seating for a movie or game night.



home & builder

Carlos and architect **Michael Pettes** envisioned a family-style home, one with at least two children and possibly a nanny, translating to a 4 + 1 bedroom plan. Each bedroom has its own TV, luxurious en suite, and even its own personality thanks to Brian's eclectic design.

An entertainer's paradise, the house has an open, effortless flow with the rooms all "visually connecting," as Brian describes it. It's perfection for parties. This focus on entertaining also accounts for the huge central dining room, deluxe kitchen from Downsview Kitchens and Fine Custom Cabinetry, and lower level complete with wine cellar, bar, state-of-the-art media equipment, and the longest, comfiest sofa you've ever seen.

Carlos knew from experience what suburban families look for in a dream home, so no detail was overlooked. For example, he insisted on the decked-out basement. "Parents want a place where kids can bring their friends and they can keep an eye on things. Why would young people go somewhere else when they have this? They have privacy with their own walk-out; they have every comfort they could want."

As for the design, Brian couldn't know what the eventual winner's taste might be, so he found inspiration elsewhere. "There are so many different types of people who view the house, so we wanted to appeal to a broad audience. We took our cues from the architecture and designed a home for today's lifestyle. One that's elegant, but also approachable and unpretentious."

Continued on page 42

RIGHT: A cathedral ceiling, pendant lighting and an indoor garden table create a dramatic passage way in the upper hallway. **BELOW:** A mix of fabrics and textures, from the soft floor-to-ceiling drapes to the clean lines of the leather chairs, creates an inviting family room. A contemporary art wall integrates the television.



MAKE YOUR HOUSE A HOME... BOOK YOUR IN-HOME CONSULTATION TODAY!

B

BERGSMAS

paint&decor

Transforming homes in the Halton Region for over 29 years



**"Our Service
Never Goes Out
of Style"**

HunterDouglas *Gallery*



BRENTWOOD CLASSICS



Defining your home's interior is an expression of your lifestyle—you want it to be unique, but it also has to be functional. Let our design team guide you through the process; whether it be cabinetry, lighting and furniture, or window treatments and colour consultation, we take the guess work out of making your house your home.



Visit our 7200 sq ft 2 storey showroom located 194 Main St. East, Beautiful Downtown Milton | (905) 876-4922 | www.bergsmaspaint.com

A large arched window with a decorative glass design.

KARA'S GLASS

CUSTOM ARCHITECTURAL & ARTISTIC GLASS

A decorative glass design.

519.570.7110
www.KARASTAINEDGLASS.ca

MILTON LIGHTING

Residential & Commercial Lighting Fixtures

100's of items on display

A large, ornate chandelier with many small, clear crystals.

Special Designers & Builders Pricing

295 Main St E Milton (behind Troy's Diner)
905-878-7111
www.miltonlighting.com



ABOVE: A tranquil colour palette and canopy bed make the master bedroom a serene retreat. **TOP LEFT:** The intricate diamond mosaic pattern in the flooring is reflected in the mirrored face of the tub. A spectacular full-height bookcase above the tub is integrated on a wall between the water closet and shower. **BOTTOM LEFT:** The mirrored his-and-hers vanities and waterfall marble countertops add sleek sophistication.

One of the elegant touches is a two-storey library. “I have a library like this one in my own house,” says Brian. “It’s nice to vary ceiling heights to break up the volumes.” Opposite the library is a serene living room with silver-leaf, mirror-topped tables that “add real sparkle.” Brian is also proud of the breakfast room with its enormous, plate-glass window. “I love looking down the main hall into the garden with that unobstructed view. I think that’s really a wow feature.”

Among all these expansive and stylish rooms, it might seem surprising that both Brian and Carlos call the master bath their favourite. Custom vanities designed by Brian are topped with quartz countertops. Beautiful fixtures, a marble tub deck, chic Roman blinds, mosaic floors, original artwork and built-in shelves stacked with books complete the look. “I love designing master bathrooms,” says Brian. “I don’t just see them as utility spaces. I think of them as somewhere to go to relax, take a bath, read a book, watch TV, whatever...”

If your ticket isn’t drawn on the big day, don’t despair. Brian feels that designing this home was as much about delighting the happy winner as it was about inspiring the visitors who pass through. “That’s why we used a lot of GlucksteinHome pieces. We didn’t want people coming in and saying, ‘Oh, everything is so beautiful but I could never afford any of this.’ I want to show that you can have the glamour, the comfort, the sophistication, all at an affordable price. That’s a message I’d really like to communicate. Anyone can have this look.”

Sounds like a recipe for fine living – lucky ticket or not. **OH**



GREENVILLE SOAPSTONE COMPANY

WWW.GREENVILLESOAPSTONE.COM

1-888-95-STONE
1-888-957-8663

Soapstone
Countertops, Sinks
and Tiles

Visit our showroom
4055 Harvester Road, Unit 12, Burlington, ON
(QEW & Walkers Line)
Monday - Friday: By Appointment,
Saturday & Sunday: 10am - 4pm

ARTEFACTS

salvage & design

Work in Progress
Inspired by a cast iron flywheel,
the proverbial drawing on a napkin follows
and a console table takes form...

email chris@artefacts.ca to see the finished piece

519 664-3760 St Jacobs artefacts.ca

Budget Blinds®
a style for every point of view®

Custom soft treatments from Budget Blinds®- Add a touch of sophisticated elegance in classic styles. Complete the look with our stunning drapery hardware collection and custom blinds.

*FREE In-home Consultation**

Professional Measuring and Installation

Burlington
905-484-3372

* At participating franchises only. ©2009 Budget Blinds, INC. All Rights Reserved. Each franchise is independently owned and operated. Budget Blinds is a registered trademark of Budget Blinds, INC. and a Home Franchise Concepts Brand.

WIN a
Miss Mustard Seed's
Milk Paint project kit.
\$175 Value!

Enter online at
[ourhomesmagazine.com](http://ourhomesmagazine.com/mmscontest)
/mmscontest

CHALK PAINT vs. MILK PAINT

BY ADRIENNE BROWN



PHOTO BY MARIA CARR FOR MISS MUSTARD SEED'S MILK PAINT



PHOTO BY MARIA CARR FOR MISS MUSTARD SEED'S MILK PAINT



ANNIE SLOAN, PHOTOGRAPHY CHRISTOPHER DRAKE CICO BOOKS



PHOTO BY MARIA CARR FOR MISS MUSTARD SEED'S MILK PAINT

A fresh coat of paint is all it takes to create a unique piece of furniture (or crown moulding, accessories, cupboards or walls) and redecorate without spending a lot of money.

Products such as milk paint and Chalk Paint™, created by British decorative paint expert Annie Sloan, can be applied right over other finishes, no sanding or priming necessary.

"If you have a little money and want a lot of wow, pick up some second-hand furniture and some Chalk Paint and you can create your own unique piece," says Interior Design Consultant Kathie Jordan.

CHALK PAINT

Unbelievably easy to work with, Chalk Paint and its velvety, matte finish has a dedicated following. "It's very versatile and very intuitive after a while," says Jordan. "You start with a basic colour and a basic idea and just keep going until you love it."

NOTE: Chalk Paint is a trademarked name owned by Annie Sloan. Other paints can produce a similar chalk-like finish but do not own the name "Chalk Paint."

MILK PAINT

While Chalk Paint is "low-VOC," milk paint is zero-VOC and "completely natural," says Jennylyn Pringle, President of Homestead House Paint Co. It's made of five ingredients: chalk, clay, limestone, casein (milk protein, hence the name) and pigments.

Milk paint is mixed from a powder and getting the consistency you want is "no more complicated than making a batch of pancakes," says Pringle. With a little water, you'll get a solid or opaque look. Add more water to create a wash. Milk paint works best on a porous surface. To cover shiny surfaces, add a bonding agent to the paint powder.

TECHNIQUES FOR BOTH

Chalk Paint and milk paint are easy to use. Once you have applied one or two coats of your main colour (depending on the look you want), you can start playing around with different effects, such as:

Smooth finish: Go over your entire painted piece with very fine sandpaper for a silk-like finish.

Sanded edges: This is what most people using milk and Chalk Paint are going for - gently sand away edges as they would naturally be worn over time for a shabby chic look.

Two-colour distress: Apply one solid colour as base coat, then a completely different one on top. Gently sand away the topcoat in strategic spots to reveal the underlying colour instead of raw wood.

Dry brush: Using very little paint on a dry brush, swipe back and forth for a wood-like texture.

Wash: Like whitewashing, a watery paint lets the underlying layer show through.

Play with different brushes, paint consistencies, sandpapers and cloths to create a piece that's all yours. The possibilities are endless!

The final step is always waxing. Jordan says this is the challenging part for most people. The key: less is more. One small tin of Annie Sloan wax will cover more than a whole bedroom set (one can of paint is good for multiple pieces of furniture, too - a little goes a long way). Use clear wax to seal in your work and add a smooth finish or choose a dark wax for depth and warmth. Work wax into your furniture with a brush then smooth out and remove excess with a soft cloth.



ANNIE SLOAN, PHOTOGRAPHY CHRISTOPHER DRAKE CICO BOOKS



ANNIE SLOAN, PHOTOGRAPHY CHRISTOPHER DRAKE CICO BOOKS

CHOOSE YOUR PAINT

You can achieve similar results with milk paint and Chalk Paint but the products are different:

| CHALK PAINT | MILK PAINT |
|---|--|
| Pre-mixed and ready to use | Comes as a powder to be mixed with water |
| Can be thinned with water | Create your own desired thickness based on project |
| Low-VOC | Zero-VOC, biodegradable and non-toxic |
| Adheres to almost anything (wood, glass, metal) without a primer or other agent | Adheres to raw wood. Requires a bonding agent to adhere to previously finished or other surfaces such as ceramic, glass or metal |

Both can be distressed to create a variety of effects, dry quickly, provide a completely breathable coating and require a wax topcoat either to create certain effects or to protect the paint. Both can be mixed to create custom colours.

Brands to look for: Chalk Paint™ decorative paint by Annie Sloan, Miss Mustard Seed's Milk Paint, Homestead House Milk Paint, Lee Valley Milk Paint, FAT Paint, van Gogh Chalk Paint.

Workshops: Many retailers offer hands-on workshops. Contact local shops in your area to find one near you. **OH**

online

For a how-to video and the latest techniques, visit www.ourhomesmagazine.com/chalkpaint



Tom Aasman and Landon Wieske

PHOTO BY JASON HARTOG

BY DENISE O'CONNELL

NO GARDEN-VARIETY LANDSCAPING

It's a chilly day and summer is long gone but **Planit Green's** crew is hard at work putting the finishing touches on the grounds of a south Burlington home. The home's mature lot once had huge trees, but now it's a contemporary, open, relaxing retreat. Smooth, linear stone encases a beautiful, serene pool surrounded by covered patios and lush greenery.

"Often when homeowners come to us in the spring, it's already late in the season for us," says Planit Green's co-owner Landon Wieske. "We're already booked solid for the first bit of spring. Coming to us earlier, like in fall or winter, enables us to plan the design without rushing, apply for necessary permits and organize the best sub-trades for a project. Even though there's snow on the ground, it's never the wrong time to think about landscaping."

Planit Green is a one-stop shop landscaping design company with owners who draw from over a decade of experience in building the best landscapes in southern Ontario. They specialize in creating show-stopping pools, designing and constructing quality stonework and durable custom woodworking.

What sets Planit Green apart from other landscaping companies is its approach to design, says Wieske. While many companies use a cookie-cutter design for their clients, Planit Green focuses on providing a unique, customized design for each client's outdoor space. And while many landscape companies create a beautiful surrounding, Planit Green likes to get to know its clients so that their personality and style is reflected in the space.

Wieske and his partner, Tom Aasman, both grew up in the landscaping business. As childhood neighbours and best friends, they were kindred spirits. Both came from families that made a living in construction and landscaping and both cut their teeth in the business as part-time summer help. It wasn't long before Wieske and Aasman realized that they loved the transformations that they helped to create, and decided to break off on their own.



PHOTOS BY JOEL REYNOLDS

"There was a time when people would look at Tom and me and think we were too young to be taken seriously," laughs Wieske. "We really focused on building a diverse portfolio of our projects to allow our work to speak for itself."

Young or not, it's impossible to not take Planit Green seriously. They now have a staff of 14 and three crews, and provide landscaping for some of the GTA's most incredible properties. Their youth also gives them an advantage; if you are looking for a landscape design that's edgy, different, or pushes the envelope, they are your men.

Lisa Sheridan, owner of that amazing south Burlington yard agrees. She originally saw Planit Green's work at a friend's home, and was soon drawn in by their creativity. "They stood out from any other landscaper because of their fresh and unique designs and their ability to mix practicality, clean lines and simplicity into one stylish package," says Lisa. "Creative design is very important to us and by looking at past jobs we could see that Planit Green had a very creative vision."

Aasman focuses on project management, while Wieske handles the design and client service. When asked what he loves best about what he does, Wieske simply

says, "I love meeting and getting to know new clients. I get a great amount of satisfaction from just getting to know people, their lifestyles and preferences and then designing the perfect space for them. At the end of most contracts, customers feel more like friends than clients."

As for Aasman, you can see he loves to get his hands dirty. And when asked what he loves best, he replies, "I love the transformation. My passion is getting into the details and making sure that everything we do is quality, durable and lasting."

Their clients definitely have an affinity for Wieske and Aasman. "The main goal with this landscape project was to create an environment that was relaxing, functional and low maintenance without sacrificing aesthetics," says Lisa. "We wanted a very linear design with zones for eating, lounging and entertaining, as well as structures for covered sitting and storage. Landon and Tom were able to take our ideas and translate them into a finished product that exceeded our expectations." **OH**

BY MARIA DASILVA // PHOTOGRAPHY BY SCOTT HUNTER

ROASTED GARLIC SHRIMP COCKTAIL

with Three Dipping Sauces

Shrimp Cocktail is a classic holiday entertaining hors d'oeuvre and a favourite for many.

This year, instead of opting for the frozen ring variety from the local grocery store, try your hand at making your own from start to finish. Rather than water-logged shrimp and pale-tasting sauce, wow your guests with plump, sweet garlicky roasted shrimp and a choice of three cocktail sauces, each bursting with unique flavour. Serve the shrimp warm or chilled with your choice of sauce – or all three sauces and let guests decide for themselves.

For small parties, shot glasses with a spoonful of sauce and a shrimp each make an interesting and novel presentation. For larger groups, a platter and bowls for the sauce will do just as well. Be sure to set out an empty bowl for people to place their shrimp tails, better there than in your planters! Increase the recipe amounts as needed to suit the crowd. Happy Holidays!



TO PREPARE THE SHRIMP:

Toss 2 lbs large deveined shrimp, with tails left on, with 2 tbsp olive oil, 2 cloves minced garlic, ½ tsp salt and ¼ tsp pepper. Spread shrimp in single layer on a foil-lined baking sheet. Roast in 450°F oven for three minutes. Turn each shrimp over and roast for an additional two-to-three minutes, until shrimp are opaque and firm. Transfer to serving platter. Refrigerate until thoroughly chilled, if desired.

BASIC COCKTAIL SAUCE:

Stir Together:

½ cup ketchup

2 tbsp horseradish

2 tbsp lemon juice

2 tsp Worcestershire sauce

Pinch of salt

Serve with shrimp. Makes about 1 cup.

CHILI LIME COCKTAIL SAUCE:

Stir Together:

¼ cup ketchup

¼ cup chili sauce

2 tbsp lime juice

1 tbsp horseradish

½ to 1 seeded and minced jalapeno pepper

1 tbsp finely diced red onion

1 tsp ground coriander and a pinch of salt

Serve with shrimp. Makes about 1 cup.

OLIVE PAPRIKA COCKTAIL SAUCE:

Stir together:

½ cup ketchup

2 tbsp finely chopped green olives

1 tsp grated lemon zest

2 tbsp lemon juice

1 tbsp mayonnaise

1 tbsp chopped parsley


1 tsp smoked paprika

1 tsp Worcestershire sauce and a pinch of salt

Serve with shrimp. Makes about 1 cup. oh

Cheferential Treatment
PERSONAL CHEF SERVICE

With a personal chef holiday entertaining has never been easier: eat, drink and be merry.



289-259-6973
www.cheferentialtreatment.com

Wet Paint 

Kitchen and Bath Cabinet Painting



SEE THE DIFFERENCE PAINT CAN MAKE!

Save thousands in renovations by painting your KITCHEN and BATHROOM CABINETS

Serving southwest Ontario and the GTA
905.699.6575
www.wetpaintservices.com



INTERIOR AND EXTERIOR PAINTING
WINDOW CLEANING • LAWN CARE

Call or email for a free estimate

905-635-9879

LIZ@ABSOLUTEHOMESERVICES.CA

Don't HATE your kitchen!



kitchentune-up®

Remodeling options for every budget

• **ReDoor** A Do-it-Yourself solution from **\$1500****

• **ReStyle** your existing cabinets (Better than ReFacing, cost less than Replacing) from **\$4900****

• **Start Fresh** with custom cabinets from **\$7900****

905-637-3331

3480 Fairview St., Burlington ON

KitchenTuneUp.com

Try our Free Design Tool

Free

Design
Consultation
& Estimate

Every Kitchen Tune-up franchise is locally owned and operated.

**Starting price examples are based on a common 10' x 10', L-shaped kitchen cabinet layout.

BEYOND MARBLE & GRANITE

WINTER SALE = UP TO 70% OFF IN-STOCK FLOORING



FREE SINK
with the purchase of
Granite/Quartz Countertop
Minimum 40 sq.ft.
Please present this ad

GRANITE COUNTERTOPS from **\$29.99** sq.ft.

"CAESARSTONE" QUARTZ COUNTERTOPS from **\$37.99** sq.ft.

MARBLE, GRANITE & TRAVERTINE TILES NOW from **\$1.99** sq.ft.

HARDWOOD FLOORING SOLID NOW from **\$3.29** sq.ft.

ENGINEERED HARDWOOD NOW from **\$2.79** sq.ft.

LAMINATE FLOORING MANY CHOICES OF COLOURS NOW from **\$1.09** sq.ft.

VISIT OUR SHOWROOM OR WEBSITE FOR FURTHER DETAILS

1862 Dundas St. E., Mississauga

905.270.1100

www.beyondmarbleandgranite.com

>> SOURCE IT

GREENSVILLE SOAPSTONE COMPANY

Soapstone countertops and sinks are the ultimate in luxury! Soapstone is the only natural non porous stone and requires



minimal maintenance, no chemical sealants, will not stain or etch, withstands extreme temperature including hot pots, and is bacteria resistant. Aside from the many benefits, hands down, most people choose soapstone countertops for the extraordinary beauty, timeless elegance and soft soapy feel. Be prepared, your guests will admire

and constantly want to touch your soapstone. Greensville Soapstone Company offers a wide range of soapstone products including customized countertop installations for kitchens, bathrooms, vanities, laundry rooms, table tops, bar tops and outdoor kitchens. We specialize and work exclusively with soapstone and have the largest selection of soapstone inventory available worldwide! Our skilled craftsmen are trained on the unique soapstone finishing process ensuring our customers always receive quality product and service excellence.

4055 Harvester Road Unit 12, Burlington

1.888.95.STONE • www.greensvillesoapstone.com

(Please see ad on page 43)

ABSOLUTE HOME SERVICES

Absolute Home Services is a one-stop shop for all of your home services. We currently specialize in interior and exterior painting, lawn care and window cleaning. We know that homeowners are often



too busy to spend their spare time keeping their homes fresh and clean, so we want to help. Our goal is to have a customer for life. When you hire Absolute Home Services for one of your projects, you will be provided with excellent customer service, high quality work, and friendly and respectful staff. After using us, you will trust us to complete all of your

services year after year. We strive to be the best in the industry by focusing on your needs, being respectful of your home and gaining your trust. We service all the way from Toronto to Hamilton including Milton. We also service Muskoka. Give us a call for a free estimate on painting, window cleaning and lawn care.

905.635.9879 • www.absolutehomeservices.ca

(Please see ad on page 50)

SPACE AGE SHELVING

Space Age Shelving Burlington provides closet, shelving and storage solutions for your home, garage, garden shed, cottage, business or warehouse.

Using ventilated adjustable wire and 3/4" thermal fused melamine, we design and install storage systems tailored to suit your space and requirements. The addition of slide-out baskets, drawers, accessory racks and hooks create more versatility.

Maximize storage in your kitchen and vanity by having pull-outs, lazy Susan's and swing out trash/recycle bins installed in difficult to

A MISCELLANY OF THE NEW, NEAT, UNIQUE, AND FABULOUS IN THE REGION OF OAKVILLE, BURLINGTON & MILTON

reach areas and deep cabinets. Kitchen and vanity drawer organizers are also available.

We custom design office furniture including file cabinets and Murphy Bed wall systems allowing you to instantly transform any space into a comfortable guest room.

Space Age Shelving also supplies and installs custom sliding mirror, laminated glass and wood panel doors.

We are an authorized Hafele hardware and EZ Rect dealer.

Visit our showroom at 2444 Industrial Street, Burlington

to see the endless storage possibilities • 905.333.1322

www.organizeyourself.ca (Please see ad on page 31)

OPAL BATHS AND DESIGN

Turn your bathroom into

a relaxing oasis. Not sure

where to begin? Opal Bath

has been a trusted expert in

all things bath since 1960.

Owned by the Kjarsgaard

family, Eric and sons Steven

and Michael have been

creating beautiful bath

landscapes for over 70 years. A dedicated team of professional

designers and tradesmen will handle your bathroom renovation

from concept to completion.

Make the old new again by upgrading an existing space to make a big impact with style and function. Explore options for a shower you'll love. Create a beautiful bath that will go the distance. Visit the 5000 sq. ft. showroom for design ideas that will inspire.

The jewels of any bath, add distinctive elements like a vessel sink or an elegant faucet. Whether it's a complete renovation or a partial redesign, Opal Bath carries a wide array of accessories, fixtures and finishes to design and install your dream space.

4104 Fairview Street, Burlington

905.639.0500 • www.opalbaths.com

(Please see ad on page 35)

MY BACK SHED

My Back Shed is a beautiful boutique

in Bronte Village in Oakville. We specialize

in painted antique and vintage furniture

and are the destination for all enthusiasts

of French country and shabby chic décor.

The store is a major source of inspiration

for decorators and customers who like

the romantic style and casual feel of our

transformed pieces.

In addition to furniture, the store is

filled with hand-picked, one-of-a-kind

items for a unique shopping experience.

Browse our selection of sparkly

chandeliers, antique mirrors, soaps and bath products, upholstered

chairs, ottomans and many other home décor items.

Our warehouse is filled with a wide selection of pieces in their

original condition. Take one home for a fabulous DIY project or enlist

our custom painting and upholstery services to refurbish it. We also

restore treasured pieces that clients bring from home.

2359 Lakeshore Rd W, Oakville

905.847.2922 • www.mybackshed.com (Please see ad on page 21)



Shades of Joy



\$200*Manufacturer's Rebate
when you purchase* Silhouette®, Duette®
or Vignette® shades with LiteRise®.

Every qualifying purchase helps children
in need get closer to their wish.

In the spirit of the holiday season, we at Hunter Douglas have
partnered with The Children's Wish Foundation of Canada to turn
wishes into reality.



HunterDouglas
Gallery

*Purchase any combination of 4 Silhouette®, Duette® or Vignette® shades with LiteRise® between September 1 and December 15, 2013 and receive a \$200 manufacturer's rebate. Also, when you purchase any number of these additional shades you'll receive an extra \$40 for each. To learn more about LiteRise®, please visit hunterdouglas.ca. Valid at participating dealers only. *Shades of Joy manufacturer's rebate will be issued in the form of a Hunter Douglas Prepaid American Express® Gift Card. THE PROMOTION CARD is a trademark of Hunt Diversified Marketing Inc. All Rights Reserved. THE PROMOTION CARD is a Prepaid American Express® Card issued by Amex Bank of Canada. *Used by Amex Bank of Canada under license from American Express.

BERGSMAS'S
paint&decor

194 Main St. East, Downtown Milton
(905) 876-4922
www.bergsmaspaint.com

directory

OUR HOMES attracts the area's finest businesses to advertise in our pages, and utilize our unparalleled distribution and coffee-table appeal to market their products and services. We're making it easier for you, our readers, to become educated as you plan your home-and real estate-related purchasing decisions. View these business ads online at www.ourhomesmagazine.com/oakville

The listings below are organized alphabetically by industry.

ARCHITECTURE, ARCHITECTS, DRAFTSMEN & DESIGN

DAVID SMALL DESIGNS *Page 2*

VANBETLEHEM ARCHITECT INC. *Page 31*

ARTISANS, ARTISTS, ART GALLERIES & WORKSHOPS

ARTEFACTS SALVAGE & DESIGN *Page 43*

ARTISAN ZONE *Page 8*

GLASSWORKS STUDIO *Page 21*

KARA'S GLASS *Page 41*

BUILDERS

BREJNIK FINE HOMES *Page 56*

HALTON CUSTOM RENOVATIONS *Page 35*

PROFILE CUSTOM HOMES *Page 15*

CHARITY & FUNDRAISERS

ST. ANDREW'S CHRISTMAS HOUSE
TOUR *Page 30*

CLEANING

MERRY MAIDS OF OAKVILLE *Page 27*

SUNRISE CLEANING SERVICES *Page 8*

CLOSETS, ORGANIZATION & STORAGE

CLOSET ENVY *Page 17*

SPACE AGE SHELIVING *Page 31, 51*

COUNTERTOPS, GRANITE & STONE

BEYOND MARBLE & GRANITE *Page 50*

GREENSVILLE SOAPSTONE

COMPANY *Page 43, 51*

ELECTRICIANS & ELECTRICAL SERVICES

ARTANE ELECTRIC INC. *Page 10*

FINE WOODWORKING, FURNITURE REFINISHING, CUSTOM FURNITURE & CARPENTRY

ARTEFACTS SALVAGE & DESIGN *Page 43*

THE BAR STORE *Page 16*

FLORISTS

MAGENTA FLOWERS *Page 9*

FOOD, DRINK & CATERING

CHEFERENTIAL TREATMENT *Page 49*

IDRINKCOFFEE.COM - ROASTERS AND
MERCHANTS *Page 11*

HOME ACCENTS, HOME DECOR, FURNITURE & COLLECTIBLES

ANDERSONS CARPET AND HOME *Page 13*

ARTEFACTS SALVAGE & DESIGN *Page 43*

BERGSMA'S PAINT & DECOR *Page 41, 50*

CORNERSTONE HOME INTERIORS *Page 6*

FAIRHOME *Page 31*

JOSHUA CREEK FURNITURE *Page 4*

MY BACK SHED *Page 21, 51*

THE BAR STORE *Page 16*

HOME IMPROVEMENTS & HOME RENOVATIONS

BERGSMA'S PAINT & DECOR *Page 41, 50*

HALTON CUSTOM RENOVATIONS *Page 35*

RENOWN CABINET SYSTEMS *Page 10*

INTERIOR DECORATING & INTERIOR DESIGN

ANDERSONS CARPET AND HOME *Page 13*

BERGSMA'S PAINT & DECOR *Page 41, 50*

FAIRHOME *Page 31*

FRAHM INTERIORS *Page 16*

GABRIELE PIZZALE DESIGN *Page 21*

PARKYN DESIGN *Page 5*

KITCHEN & BATH

AYA KITCHENS *Page 17*

HAMPTON KITCHENS *Page 7*

KITCHEN TUNE UP *Page 50*

OAKVILLE KITCHEN & BATH CENTRE

Page 9

OPAL BATHS AND DESIGN *Page 35, 51*

RENOWN CABINET SYSTEMS *Page 10*

WET PAINT! *Page 49*

LANDSCAPE DESIGN, LANDSCAPING, LAWN & GARDEN

ABSOLUTE HOME SERVICES *Page 50, 51*

PLAN IT GREEN *Page 53*

LIGHTING

BERGSMA'S PAINT & DECOR *Page 41, 50*

LIGHTING INNOVATION & DESIGN *Page 35*

MILTON LIGHTING *Page 41*

PAINTING & DECORATING

ABSOLUTE HOME SERVICES *Page 50, 51*

ANDERSONS CARPET AND HOME *Page 13*

BERGSMA'S PAINT & DECOR *Page 41, 50*

MR. PAINT *Page 8*

WET PAINT! *Page 49*

REAL ESTATE

MICHAEL BREJNIK - ROYAL LEPAGE

BURLOAK REAL ESTATE SERVICES

Page 3

WINDOW FASHIONS

BERGSMA'S PAINT & DECOR *Page 41, 50*

BUDGET BLINDS *Page 43*

WINDOWS & DOORS

DOORWAY INC. *Page 9*

KOLBE GALLERY WINDOWS

& DOORS *Page 55*

OUR HOMES is committed to ensuring the businesses above appear under the correct headings. To make a correction, or to have your business listed under more than one heading, please email tracie@ourhomesmagazine.com. To have your business listed in our Home Resource Directory, call 905.875.3509 or 905.699.0727 to advertise.



PLANITGREEN
LANDSCAPES

What colour is your corner of the world?

planitgreen.ca

905.304.7366

Proudly serving from the Greater
Toronto Area to the Niagara Region



finishing touch



SNUGGLED IN

Keep your home warm and cosy this season.

1. Mongolian Lamb Pillow Covers – West Elm, 2. Full Hyde (Grey/Blue) – Elte, 3. All Natural Soy Candles – Linnea’s Lights, 4. Impulse Reclina-Way® Recliner – La-Z-boy, 5. Waterloo Chandelier – Curry & Company, 6. Paloma Gas Stove – Heat & Glo, 7. Upholstery & Drapery Fabrics – Viridian & Cobalt from the “Colour Library Pigment” collection – Robert Allen, 8. French Press – Le Creuset, 9. Organic Plissé Blankets – West Elm, 10. T55 Brewer – Tassimo, 11. OneCoffee™ biodegradable and organic K-Cup Compatible Single-Serve Cup – Canterbury Coffee, 12. Escale® Freestanding Bathtub – Kohler, 13. Retro Kettle Popcorn Maker – Nostalgia Electrics, 14. Infinity Towel Warmer – Warmly Yours, 15. Cirrus Grey Bath Rug – CB2, 16. Grohtherm 1000 Thermostat shower valve – Grohe, 17. Belmar Bed – Kincaid Furniture Company, Inc. OH



KOLBE
Gallery
WINDOWS & DOORS
An Infusion Windows and Doors, Inc. Company

SHOWROOMS
Oakville 1.866.348.4398 • Burlington 1.877.319.0744

A photograph of a modern, luxurious interior space, likely a penthouse suite. The room features large windows with a view of a city skyline at dusk. The floor is made of polished, light-colored marble tiles that reflect the light from the windows and a large, cylindrical pendant light hanging from the ceiling. The walls are also finished with marble. The overall atmosphere is elegant and sophisticated.

Let us be the first to welcome you

Oakville's Finest

Lavish Penthouse Suite

BREJNIK FINE HOMES

Design . Build . Renovate

Spectacular views of Lake Ontario and picturesque Bronte Harbour

Property Listed for Sale Interested persons please contact 905 317 3272 www.brejn timers.com