

WINTER 2013

STYLE ■ COMFORT ■ IDEAS ■ REAL ESTATE

ourhomes

T H E C I T Y O F O T T A W A

COWBOY *chic* IN DUNROBIN

FABULOUS
HOSTESS FINDS

LIGHT & AIRY
BUNGALOW LIVING

plus
HOMEMADE
ALMOND GINGER BARK

LET IT FLOW
GIFTING SPIRITS
AND WINE



HUBERT'S

Fireplace Consultation + Design

www.hubertheating.com | 101 Pihney St. Ottawa | 613-738-3786

AUDIOSHOP

Ottawa's *better* HiFi Store.



Your source for all your Audio/Video needs.

Audio Shop has been helping the Ottawa community with their audio, video and integration needs for over 40 years. Locally owned and operated, Audio Shop has the experience to customize solutions to your life-style from the simple to the most complex. Count on Audio Shop for the best value backed by service and support you just can't get from a big box store.

Now two locations to serve you...

685 Bank Street, Ottawa
In The Glebe
613.233.1201

499 Terry Fox Drive, Kanata
In The Signature Centre
613.435.4144

...both carrying the best brands.

BOSE

psb
SPEAKERS

ROTEL

NAD

SHARP

SONOS

B&W Bowers & Wilkins

YAMAHA
YAMAHA CANADA MUSIC LTD/LTÉE

SAMSUNG



www.audioshop.on.ca



Capital Granite

Leaders in the stone industry.



Custom Made Quality Products

Granite | Marble | Quartz | Countertops | Vanities | Fireplace Surrounds | Furniture
213 York St., Ottawa **613.789.4428** www.capitalgranite.ca



HARDEN'S

Fine Jewellers since 1949

*Unsurpassed. Unbelievable.
Unforgettable.*

300 Eagleson Road, Hazeldean Mall
Kanata, ON 613.592.1923
www.hardensjewellers.com



ZEGHANI
by Simon

For all your
flooring needs.



Q: What materials are best to use in a room mainly for active kids?
A: Sturdy upholstery, easy to clean flooring, soft surfaces and no hard edges. When using carpet, consider looped pile, or tightly twisted textures with Stain Resistance.

Interior Decorator
Chantal Sasseville



Proudly serving Ottawa
Since 1987/Depuis 1987

ORLEANS CARPET

Ceramic – Laminate – Hardwood – Carpet – Cork – Vinyl – LVT – Area Rugs – Specialty Flooring.

1449 Youville Drive, Orleans
613.837.9373
www.orleanscarpet.com

Miele
GALLERY

ON BANK

Express O yourself



433 Bank Street, Ottawa – 613.695.9944 – mieleonbank.ca

DISHWASHERS COOKING COFFEE SYSTEMS REFRIGERATION LAUNDRY VACUUMS

Miele



View full PDFs of
OUR HOMES
 free magazine for
 on your mobile
 devices!

Discover local talent.
 Meet stylish homeowners.
 Find local homes related
 businesses in your neighbourhood.
 View **OUR HOMES** across the province.
 PLUS enter contests and
 enjoy web exclusive articles.
 All at www.ourhomesmagazine.com

STYLE • COMFORT • IDEAS • REAL ESTATE
ourhomes

Did you know you can find
OUR HOMES
 in the following markets?

Barrie . Calgary AB . Grey Bruce . Hamilton . Kitchener/Waterloo .
 London . Mississauga . Muskoka . Oakville/Burlington .
 Ottawa . Peterborough . Sault Ste. Marie & Algoma .
 Southern Georgian Bay . Vaughan .
 Wellington County/Orangeville/Caledon . Windsor .
 *And coming soon: Durham Region

You can own
OUR HOMES too!

Be your own boss, put your network to work for you, provide
 the very best advertising solutions in your community, and
 build equity in your very own business.

Each regional OUR HOMES magazine features **local** content,
local homes, **local** style, **local** builders, **local** trades, and
local stores.

View any regional magazine at www.ourhomesmagazine.com

Join our happy and successful team and create maximum value for your advertisers and readers.



Visit www.ourhomesmagazine.com
 & click on franchise opportunities. Or call
Suzanne Strong, VP Franchising

519.538.4528 • franchise@ourhomesmagazine.com

STYLE • COMFORT • IDEAS • REAL ESTATE
ourhomes
 Creating value, creating opportunities

Define comfort.




OTTAWA
WINDOWS & DOORS

www.ottawawindows.com 60-A Colonnade Road, Ottawa, Ontario K2E 7J6 P. 613.225.8737 F. 613.225.8931



Building a house
into a home.



Prime cul-de-sac lots in Stittsville
NOW AVAILABLE! Many floor plans to
choose from or design your own.
50 foot lots with walk-out basements.
Call today.

Catherine Swift
Sales Representative
613-831-9287



ourhomes
STYLE • COMFORT • IDEAS • REAL ESTATE

PUBLISHER MCJAKKES MEDIA INC.
SHARON DAVIES
sharon@ourhomesmagazine.com

OUR HOMES MEDIA GROUP INC:

EDITOR-IN-CHIEF GEORGETTE MCCULLOCH
editor@ourhomesmagazine.com

MANAGING EDITOR LISE LAROCQUE
lise@ourhomesmagazine.com

ART DIRECTOR TARA CHATELL
tara@ourhomesmagazine.com

ASSOCIATE ART DIRECTOR GEORGIE DONAIS
gdonais@ourhomesmagazine.com

PRODUCTION DIRECTOR LYNN DERRICK
lynn@ourhomesmagazine.com

PRODUCTION MANAGER KELLY DONALDSON
kellyd@ourhomesmagazine.com

WEB EDITOR SHELBY HILSON
shelby@ourhomesmagazine.com

PRESIDENT DAVID LOOPSTRA

CONTRIBUTORS

Morgan Barnes, Suzanne Bird, Heather Cook, Maria DaSilva, Jessica Deeks,
Jill Ellis, Bonnie Fox, Lynda Graveline, Sandie Hewson, Scott Hunter,
Lise Larocque, Melanie Macleod-Vallins, Stephanie Redmond, Yanic Simard,
Julie Smyth, Andrea Tomkins, Tonia Wilson, Heather Wright

MARKETING & ADVERTISING SALES

General Inquiries

SHARON DAVIES 613.435.4246

MELISSA BRUNET 613.862.1936
mbrunet@ourhomesmagazine.com

OUR HOMES™ is a registered trademark of
OUR HOMES MEDIA GROUP INC.

OUR HOMES™ The City Of Ottawa is published four times a year by
McJakkas Media Inc. under the license of OUR HOMES MEDIA GROUP INC.

ourhomes
OUR HOMES MEDIA GROUP INC.

OUR HOMES™ is distributed via free pick up to residents of Ottawa.
Copies of OUR HOMES™ are available for free pick up at
high traffic locations throughout the region. OUR HOMES™ is distributed
throughout select neighbourhoods, professional offices and to select
business establishments via direct mail and can be viewed online at
www.ourhomesmagazine.com/ottawa

Advertisements and the content, including photos, of advertisements published within OUR HOMES magazine
are supplied solely by the advertiser and neither the publisher nor OUR HOMES Media Group Inc accept
responsibility for opinions expressed in advertisements or for copyright issues with regards to photos, advertising
copy and advertisements, nor shall they be held liable thereby. By act of reading this publication, all advertisers
and readers agree to indemnify and hold harmless both OUR HOMES Media Group Inc., and the publisher thereby.
Copyright ©2012 OUR HOMES MEDIA GROUP INC. All rights reserved. Reproduction without permission is prohibited.

Please send all letters and/or feedback to OUR HOMES™ Magazine,
11 - 300 Earl Grey Drive, Suite 118, Kanata, Ontario K2T 1C1
Or email us at editor@ourhomesmagazine.com. All letters received
are subject to editing for grammar and length.
If undelivered, return to above address.


For franchise inquiries please visit

www.magazinefranchise.ca

Or call: Suzanne Strong at 519.538.4528
e-mail to franchise@ourhomesmagazine.com



Beauty Written in Stone



**NOW OPEN
OUR 3RD LOCATION
IN ONTARIO**



Interstone is an exclusive distributor for an assortment of
premium marble, granite and stone products, including
Cimstone, Compac Marmol and Quartz engineered stone.

Discover over 300 of the finest stone materials from
the world's leading quarries, as well as a wide range of
porcelain tiles and mosaics.

INTERSTONE
MARBLE AND GRANITE LIMITED
IMPORTERS AND DISTRIBUTORS

2730 Swansea Cres, Ottawa, ON K1G 6R8
613.730.1077 • www.interstone.ca

3240 Langstaff Rd, Unit D, Concord, ON L4K 4Z8
905.760.1077 • 1.866.760.1077 • www.interstone.ca

2679 Howard Ave, Windsor, ON N8X 3X2
519.967.9553 • 1.800.581.4259 • www.interstone.ca



What are
you going
to do with
the **time** and
money you
save?



Get your money
working for you.
Call me to find
out how!

Jay Kingsbury Mortgage Agent
c 613-808-0922 f 613-317-7577
jayk@mortgagebrokersottawa.com
www.jaykingsbury.com

mortgage **ottawa** .com
brokers License #11759



editor's note

MY MOM MAKES THE

most amazing pies and throughout the years, we have been spoiled with her baking skills. Among my favourites are her apple and raspberry, and of course, her traditional Christmas tourtière. As a child, I remember feeling especially lucky when she had leftover pie dough because that meant she would also make what is known in French Canadian circles as "*des pets de socurs*". (Somehow she always seemed to have extra dough for these sinful little cinnamon rolls). I know there are a lot of good pie makers out there, but trust me when I say my Mom's pies are second to none. Strangely, it's a gift that seems to have skipped a generation (I cannot make pie crust to save my life) and I have often wondered what it is that she does to make them turn out perfect every time. After some reflection I think I may have found the answer: passion. You see, I don't think she just assembles ingredients and makes a pie, she makes a pie with the end result in mind. As she makes the pie, she is thinking about the people who will be enjoying every bite, her kids, grandkids and friends, and somehow that passion translates into delicious results. Thankfully for us, it's her creative outlet and she excels at it!



Have you ever noticed how people who follow their passion truly seem "lit" from within? Recently I have had the good fortune of attending a special conference where people gathered to promote and share a creative passion in which they also excel: music. Songwriters, musicians, festival coordinators, promoters and producers, all gathered in Mississauga for a three day music conference organized by the Ontario Council of Folk Festivals. Never in my life have I witnessed such intense and uplifting energy. Music filled the air and everywhere I turned I was enveloped by someone's gift of song. My songwriting partner Dave Milliken and I (we write and perform as Steel Moon) met countless people from near and far, and the one thing they each seemed to have in common was a glow; people were completely "lit" as they shared in this almost electric, musical experience.

There is something to be said about following your bliss and throughout the past few years we have filled this magazine's pages with stories of folks who have managed to do just that. OUR HOMES has become a vehicle in which to feature homeowners, artists, designers, decorators, and business owners, each passionate about what they are creating and sharing, and it's been a pleasure for me to meet them and help recount their stories to you.

As we turn the page of the calendar, I wish you health and joy. May you find the time to follow your bliss and take pleasure in some of life's simpler things, be it perusing the pages of a magazine, listening to beautiful music or even enjoying a slice of pie.

Peace to you,

Lise Larocque, Managing Editor
lise@ourhomesmagazine.com

Follow us nationally @OurHomesMag

BEAUTIFULLY CANADIAN



Pat Flesher *furs.com*
437 Cooper Street, Ottawa 613-237-1700

FURS

SHEARLINGS

LEATHER

BETTER OUTERWEAR

contents

winter

18



ON THE COVER

Cowboy Style
Story, page 20.
Photography by
Suzanne Bird.



30

departments

EDITOR'S NOTE	10
PUBLISHER'S NOTE	14
ADVICE Trends For The New Year	16
STYLE PICKS A Gift Of Thanks	18
COMFORT ZONE Arevco Lighting	30
PEOPLE Meet The Potter	48
HOME RESOURCE DIRECTORY	50
FINISHING TOUCH A Hint Of Spring In Winter	54

features

FEATURE Welcome To Heartland	20
DECORATING Canadian Character	34
HOME & BUILDER Natural Light & Flow	36
REAL ESTATE Licensing For Home Inspectors	44
GOOD TASTE Gifting Spirits And Wine	46
COOKING AT HOME Chocolate Bark Variations	52

20



52



36



Dream it. Build it. Live it.



Your home. Your way.

Finally, **True custom homes** built on **estate lots** in **Kanata North**.
Visit us online for more information.



SHELLSTAR
H O M E S

613.831.9041

www.shellstarhomes.com



“Winter is the time for comfort, for good food and warmth, for the touch of a friendly hand and for a talk beside the fire: it is the time for home.”
— Edith Sitwell

HERE I AM AT KELLY'S LANDING on River Road in Manotick. The charming and picturesque village of Manotick, bound by the Rideau River just on the outskirts of the nation's capital, holds a special place in my heart. Growing up, my parents would pack all five of us kids into the family station wagon to partake in the annual Kelly Family Reunion on River Road. As you might have guessed, Kelly is my family name. I remember believing the drive to Manotick from our home in Carlsbad Springs felt like we were travelling hundreds of miles and seemed to take forever. Truth be told, it was only a half-hour drive. With five kids crammed into the car, the drive probably felt a lot longer for my parents.

I couldn't have appreciated then that the reason hundreds of Kellys made the trek to Manotick was all thanks to one man, who travelled a lot further than any of us. William Kelly, my great-great-great grandfather, was a stonemason from County Kilkenny, Ireland. As a new Canadian, he, along with thousands of other Irish immigrants and French Canadians, helped build the architectural marvel, known as the Rideau Canal. The waterway, declared a UNESCO World Heritage Site in 2007, is 202 kilometres long and connects the City of Ottawa with the City of Kingston. It's a legacy that our family is very proud of. William Kelly settled in Manotick on River Road in the early years of the 1800s, and perhaps unimaginable to him at the time, Kelly's Landing became a settlement of sorts for future generations of my family.

Winter, as the quote above beautifully reminds, is a time for home. I hope you'll curl up by the fire with this issue and be inspired by the architecture, design and decorative treasures waiting to be discovered within these pages; in particular, our Style Picks from Manotick Village. Mostly, I hope you'll feel compelled to take the “short drive” to Manotick in whatever your station wagon looks like today - or again drive to the Rideau Canal, strap on a pair of skates and enjoy a lovely skate on the Canal with your family.

Happy Reading & Happy Holidays!

Sharon

Sharon Davies, Publisher
sharon@ourhomesmagazine.com

Follow us locally @OurHomesOttawa

MRS. JOAN SMITH

THE JOAN SMITH REAL ESTATE FAMILY

Top 1% in OTTAWA & Canada for 40 Years *

Office (613) 592-6400
DIRECT (613) 762-1226
mail@joansmith.com
www.joansmith.com

FRI, CMR, CRA, Broker

ROYAL LEPAGE

Team Realty
Independently Owned
& Operated Brokerage

NATIONAL CHAIRMAN'S CLUB
Lifelong Member

THE AWARD OF EXCELLENCE
Lifelong Member

royal lepage shelter foundation

UNIVERSITY OF OTTAWA
HART INSTITUTE
INSTITUT DE CARDIOLOGIE
DE L'UNIVERSITÉ D'OTTAWA

Mrs. JOAN SMITH, Broker, with husband STEWART SMITH, daughter VICTORIA SMITH, & son-in-law LUC St-Hilaire, all licensed sales representatives.

\$575,000 Brookside. Minutes to hi-tech. 4 bedrm, 2 ensuites. Fashionable LR & DR w/2 storey ceiling. Spacious family rm & modern kit.

\$779,000. Kanata Estates. Just like new! Remarkable 4 bedrm, upgraded kitchen, M/L den, 4 full baths, luxurious master bedrm suite.

\$655,900. Kanata Lakes. Cardel built home on quiet crescent. Hwd flrs first & 2nd level. M/L den, gourmet kit., great room. 4 bedrm, 3 baths.

THE JOAN SMITH REAL ESTATE FAMILY SERVING GREATER OTTAWA INCLUDING KANATA, NEPEAN, STITTSVILLE AND SURROUNDING AREA.

YOUR COMMUNITY IS OUR COMMUNITY. Proud sponsors of:

GRASSROOT CRANNIES

United Way

REALTORS CARE FOUNDATION

Ottawa Senators
Minor Bantam
AAA Team



URBAN
STAIRS & RAILS

STAIR & RAILING
SYSTEMS

STAIR RECAPS

STAIR PARTS

HARDWOOD FLOORING

613-688-2800

URBANSTAIRS.COM

WE HAVE MOVED!

Come visit our new showroom
at 165 Colonnade Rd. S.



arevco
lighting

Visit our new location and showroom.

915-B Clyde Ave (at Laperriere), Ottawa
613.729.2725
www.arevcolighting.com

advice


TRENDING *forward* RAW & INDUSTRIAL IN 2013

With watermelons and popsicles a distant memory, it's time to forecast the upcoming trends for 2013. Ironically, when I look at the number "2013," I think of space travel and futuristic design. Maybe we're not quite there, but we are definitely heavy on industrial style – metals, glass and a whole lot of technology and innovation.

Have designers been drawing inspiration from manufacturing plants? Not sure. But we will certainly be able to decorate our homes to look like one.

METALS

Hot rolled, cold rolled, powder coated, you name it; steel is an unbreakable trend. Tables, chairs, tiles; the industrial trend is becoming more refined than factory, but the presence of steel will be huge.



WAVE LEATHER PULLS BY SPINNEYBECK

Another metal that will continue to make its comeback is brushed brass. Not the shiny kind. That disappeared after the financial crisis in the 80s. Brass evokes quality and timelessness. Cabinet hardware, faucets, lighting; brushed nickel hasn't gone by the wayside, but we now have a serious contender.



CONCRETE WALLPAPER BY PIET BOON

WOOD

Completely contradicting what we'll be seeing in paints, woods are appearing softer, muted and grey-washed. We'll see a lot of smooth looking oak in the market, wide planks, very Belgian in feel. From flooring to furniture, this natural aesthetic will make the jump from high-end to mainstream.

CONCRETE

Concrete flooring, faux wallpaper and products (yes, there are concrete lights out there!) are just some of what we'll be seeing.



Designer Stephanie Redmond answers your questions.

The wallpaper is fascinating because the optical illusion that it's concrete or another material is so realistic you literally have to go and touch the paper to see if it's the real deal.

WALL COVERINGS

Poor old paint may just not be enough anymore. Glass, leather, metals and wallpaper are just some of the wall cladding we'll see in the upcoming year. Using back-painted glass panels in a shower creates a completely seamless wall leaving you with a translucent feel and no grout lines. Leather tiles will also become more popular as a wall material (and floor, actually) adding richness and texture to an otherwise drab piece of drywall. It's becoming available in several patterns and colours taking the place of wallpaper for a slightly more luxurious effect.

COLOUR


For the colour enthusiasts out there, it's definitely your year! With this natural base of wood, glass and metal, colour will be hot and anything goes. It may just be a pop of colour, but the pop is definitely more dramatic – more of a go big or go home approach. Admittedly, after so many beige years, it's uplifting.



PIXEL CUSHION BY BEV HISEY

TECHNOLOGY

Trending forward we have to touch on technology. We've seen USB outlets added to regular power outlets and thermostats that teach themselves your schedule and that you can adjust from your phone. I can't wait to see what comes next but I know it will make our lives easier and of course, more stylish! **OH**



BRYANT PARK REGENT BRONZE FROM CORBETT LIGHTING




THE NEST LEARNING THERMOSTAT



USB WALL PLATE CHARGER BY RCA

Anyone can follow trends...
Distinctive sets them.



...your destination for complete
Kitchen and Bathroom
renovations.

2035 Lanthier Drive, Orleans
613-834-1796 dbkottawa.com

“I’ve learned that people will forget what you said, people will forget what you did, but people will never forget how you made them feel.” – Maya Angelou

Looking for a little something to show your appreciation to your host/ hostess this season? These picks from Manotick are sure to please.

PHOTOGRAPHY BY LYNDA GRAVELINE



2

MILL STREET FLORIST

(2) Flower Arrangement

Fresh flowers are a beautiful gift but arranged flowers are especially thoughtful, leaving your host with one less thing to worry about.

1136 Mill St.
Manotick
613.692.5000
www.millstreetflorist.com



1

SIMPLE PLEASURES

(1) Potpourri

Both fragrant and decorative, these potpourri mixtures are available in a variety of scents including cucumber cilantro, pomegranate acai and oak moss.

5548 Manotick Main St.
Manotick
613.692.0177



3

JUST IMAGINE HOME & GARDEN DECOR

(3) Candles

Offer your host a seasonal touch with one of these lovely three-dimensional tree-shaped candles.

5532 Manotick Main St.
Manotick
613.692.5550



4

KIT & KABOODLES

(4) Gift Basket

A carefully arranged basket of treats is a lovely way to say thanks. Available in a variety of sizes, you can even ask to customize something special.

1134 Mill St.
Manotick
613.692.2774
www.kitandkaboodlesbaskets.com



6

CHILLY CHILES

(6) Meow That's Hot

Made in the heart of Ottawa, these gourmet hot sauces pack a tasty and zesty punch and can be used as dipping sauces, a spicy addition to a cocktail and more.

5530 Manotick Main St.
Manotick
613.692.3883 OH

LASTING IMPRESSIONS

(5) David's Chocolates

Chocolates with an unexpected twist. This Canadian product features surprising combinations such as caramel cookie crumble, milk chocolate popcorn and even chocolate-dipped potato chips!

5552 Manotick Main St.
Manotick
613.692.0759
www.lastingimpressionsgifts.ca

5



A visit TO heartland



BY ANDREA TOMKINS // PHOTOGRAPHY BY SUZANNE BIRD

There aren't a lot of cowboys in Ottawa anymore, but if you look hard enough, you can find a place where even the roughest, toughest wranglers can put up their boots and find comfort.

Deirdre and her husband John aren't exactly cowboys. They're city slickers just like most of us, but there's something about that cowboy style that has always tugged at their heartstrings. In fact, Deirdre had been designing their custom Dunrobin home, filled with rustic details for nearly a decade before they even started to build. "I love the country mountain house and I love cowboys," says Deirdre. "It's been a burning desire to build this casual, lived in, wonderful space. We call this place, Heartland, because it speaks so much to us."

The connection was made the moment they saw the land; nearly seven acres of woody brush. It was well situated on a slope with a creek behind it. It was only the second property they looked at. "It was one of those 'oh my God' moments," explains Deirdre. "For years we talked about building a cabin on a lake. We always talked about building a cottage, but this seemed to be a good combination of casual, and comfy." *Continued on page 22*

LEFT: The living room is large and bright and makes for a great gathering place when entertaining. Its fireplace with rustic stone chimney extends to the ceiling. **CLOCKWISE FROM TOP LEFT:** (1) A collection of Santa figurines is prominently displayed. (2) A peek from the living area into the pantry, which resembles an old-time country store. (3) The home is layered with details symbolic to the family. (4) & (5) Natural and rustic decorative touches lend a warm welcome to the home both inside and out. (6) Homeowners John and Deirdre with their dogs (each was a rescue) Larry, Charlie and Sunny.



feature

The couple were their own project managers, and in terms of design, Deirdre was a lady on a mission. “I knew I wanted a stretch of cabinets; I knew I wanted shaker style, in a rich brown and I wanted a huge island and I wanted it to be black. I just knew,” she says.

You can call it cowboy chic or modern ranch, but there isn’t a scrap of frilly gingham to be seen. From wooden roosters, to old licence plates, and a rusty Coca-Cola sign that had been used for BB gun target practice in a former lifetime; the space is filled with many creative and personal touches. “All these things have their own little histories,” she says. “Everything you’d ever want to know about me, you can tell, just by looking at this house.”

It’s not unlike the kind of cabin you’d find at the end of the trail deep in the Rockies; big, heavy and full of light, but with rough dark accents. Take for example, the stairs. “These are rebar,” she says, pointing to the balusters used. “I didn’t want something typical. It’s a big heavy house, I wanted big heavy railings.” She drew it out for the fellows at **Fred Welding & Machine Shop**.

She got some weird looks along the way, but she was so confident in her choices that it didn’t shake her. “I always knew we were going to live somewhere country-type with peaked ceilings, a big fireplace and big windows, I knew that.”

Large beams made out of B.C. fir proved to be a big conversation point with Conception Duboisé and **Kott Lumber**. Some of the beams were to be used as part of the structure but most had a decorative purpose and were considered cosmetic timber. “When it came on site there was a huge response with people saying ‘Oh my, look at this!’, she laughs.”

In this kind of home, where the structural elements are so dark and heavy, lighting (all from **Multi Luminaire**) becomes extra important. “Good lighting brings out feature walls and adds character where there isn’t any,” says Deirdre.

Most of the living area is on one level and the kitchen is the main artery. The space is perfect for entertaining. “Forty people in here is not crowded, and everyone wants to be in the kitchen anyway,” says Deirdre. *Continued on page 24*



LEFT TO RIGHT: (1) A little whimsical touch near the front entrance. **(2)** The staircase was designed to complement the home’s decorative detailing. Heavy railings and balusters made of rebar were Deirdre’s own custom solution, providing both function and style. **(3)** Deirdre says her kitchen is the main artery of the home. A ring of tile was used around the large kitchen island to eliminate the common unsightly wear of the high traffic area. **ABOVE:** A collection of leather cowboy boots is perched above the unique open-style pantry, which resembles a quaint country store.





OPPOSITE CLOCKWISE FROM TOP:
LEFT: (1) Beautifully decorated for company, the long table was altered to accommodate even more people. (2) Impressive beams made of B.C. fir frame each of the rooms. (3) Glass stars hang from the Christmas tree. Deirdre had planned its location during the initial design phase and had the power source for the tree installed right into the floor. (4) The home is brimming with decorative pieces from days gone by. **LEFT:** The cosy master bedroom connects to the sunroom at the back of the home. **ABOVE:** There's lots of natural light in the en suite and no worries about neighbours peeking in the windows. "And the deer don't care either," laughs Deirdre.



Like in many traditional country kitchens, a wooden harvest table figures prominently. **After Harvest** added a permanent leaf in the middle of their existing table so it could accommodate more people.

A wall of cabinets that spans the kitchen and dining area (by **Potvin Kitchen and Trim**) holds some special surprises. Deirdre had a cabinet designed just for tablecloths. Rods span the width of the cabinet, and the tablecloths are hung right after they're washed and ironed.

The bank of cabinets was a must as there are no uppers for dishes. These are stored in reinforced drawers instead, right next to the dining table.

An unconventional open pantry suits that lived-in country kitchen feel. "It kind of looks like a country store," she says. "When my kids bring friends home I often find them in here at three o'clock in the morning!"

The floor design (**Embrun Floor Covering**) around the kitchen island came as a result of experience. The couple had hardwood in their previous kitchen, but with young kids and dogs it was a constant challenge to keep it in good shape. Their solution: ring it with tile. It's a practical and attractive solution for the high traffic area. *Continued on page 26*

RIGHT: At the back of the home is a massive sunroom, which features a wall of windows (Golden Windows Ltd.). **BELOW LEFT:** The front exterior of the home. **BELOW RIGHT:** The sunroom was designed to resemble a large veranda and offers a great place to enjoy views of the woods by day and the starry sky by night. **BOTTOM:** The room's heated floors are made of stamped cement.



Deirdre's favourite area is a small shrine to family and friends. A collection of cowboy boots (some even donated from friends) is perched on a high wall overlooking the living room and family photos decorate a nearby bureau (**Gendron Antiques & Reproductions**).

The piece that ties it all together, is the sunroom. Designed to resemble a veranda, it stretches the entire length of the home. "This is heaven, right here," says Deirdre. And how could it not be, with cement-heated floors, cushy seating and a million-dollar view of the woods. "It's all about relaxing," she says. "Coming home to this house is such a treat, and there is not a day that goes by that we don't pinch ourselves and say, 'oh my God, we live here.'" **OH**



GENDRON

ANTIQUES & REPRODUCTIONS

"Give your home the warmth of days gone by."

Buy & Sell Antiques | Furniture Reproductions
Home Décor | Furniture Refinishing

Enjoy over 10,000 sq ft of shopping comfort.

1145 Carp Road, Stittsville
613.831.2186 www.gendronantiques.com

We'll finish what your imagination started.

Custom details for beautiful homes:

- Cabinets
- Stairs
- Trim and Moulding
- Siding and Doors
- Range Hoods

Browse our selection of custom kitchen and home details, or work with us to create exactly what you imagined – right here in our onsite factory. From advice to installation, however small or large your budget, Potvin is the first and only place you need to look for your next kitchen project.

Potvin
Kitchen & Trim

Monday to Thursday 8 am – 5 pm, Friday 8 am – 3:30 pm
8850 County Road 17, Rockland ON K4K 1L6
Telephone: 613-446-5181
www.potvinconstruction.com

A name you can trust, you can count on us.

Golden Windows is an integrated manufacturer of premium windows, patio and entry doors. We combine a philosophy of continuous improvement with a highly skilled, craftsman oriented workforce and the latest technology to produce aluminum clad, wood and vinyl products that exceed your need for quality and energy efficiency.

VISIT ONE OF OUR SHOWROOMS AT:

1112 March Rd. Kanata, ON 613-592-9111	888 Guelph St. Kitchener, ON 519-579-3810	309 Exeter Rd. London, ON 519-652-1677
--	---	--



sales@goldenwindows.com
www.goldenwindows.com
1-800-265-2290
Locally manufactured since 1961





VERDUN

WINDOWS & DOORS

VERDUN WILL BEAT ANY COMPETITORS PRICING

*VALID WITH A COMPARABLE
COMPETITORS QUOTE

WHY USE VERDUN?

- Manufactured Locally since 1982
- The largest in Ottawa
- No Middle-Man
- "No Bull" Warranty



Call to book your FREE estimate - 613-443-2694

www.verdunwindows.com

Together,
we can make it happen.



David Keehner

Sales Representative

Website: www.OttawasBestRealtor.com

Blog: www.OttawasBestRealtor.com/blog

Email: DavidKeehner@RoyallLePage.ca

Direct: (613) 791-0296

Office: (613) 592-6400

Toll Free: (888) 757-7155

ROYAL LEPAGE

Team Realty

Independently Owned and Operated, Brokerage

484 Hazeldean Rd. Kanata



Follow me on

facebook

twitter

LinkedIn



613.883.9110

sanchezhomes.ca

Your destination for Ottawa's
Best Meats and Burgers.

It's worth the trip!



THE BUTCHERY

Quality Meats and Fine Foods Since 1980

821 Robertson Rd, Unit 10, Bells Corners 613.829.9133

thebutchery.ca



LIGHT MATTERS

BY LISE LAROCQUE
PHOTOGRAPHY BY SANDIE HEWSON

THE PLACE: For more than 12 years, **Arevco Lighting** has been a trusted name in Ottawa's design scene. Now in its new location on Clyde Avenue, the store offers a large space for people to browse stylish lighting options. Hera Arevian, who runs the family-owned business with her husband Robert Ward, says the new store provides more of a relaxed environment where people can consider their choices. "We now have space for people to sit down and take their time while looking over options," she says. "They bring in their digital cameras and their plans and together we discuss the options that would look good in their space."

THE STYLE: From traditional chandeliers with sparkling prisms to

contemporary fixtures that resemble floating pieces of sculpture, there is something here for every taste. Not one to compromise on quality when it comes to style, Hera says she makes every effort to choose products that stand the test of time. "There are a lot of nice designer products out there that are made out of plastic parts, and that annoys me to say the least," says Hera. "We try to source out products that not only look good but are well made," she says. "When I have had a line that I find is not meeting up to its expectations, I delete it."

TREND: Manufacturers are now providing energy efficient options that extend beyond a simple replacement bulb. Many sconces,



pendants and ceiling-mounted fixtures are now available in an LED option, which tends to be more durable and offers measurable savings over time.

SERVICES: "To me the most rewarding part of the business is seeing customers leave happy with the selection they've made," says Hera. The store also provides customers with an option to freshen and reinvent pieces. From tailor-made lamp shades to custom lamps made of treasured or salvaged items, options to add a personal touch to your décor are limited only to your imagination.

WHERE: 915 B Clyde Ave., Ottawa
613.729.2725, www.arevcolighting.com OH





Designed
for living.

Your community



...for all your flooring projects.

Proudly serving Ottawa
Since 1987/Depuis 1987

**EAGLESON
FLOORING**

Ceramic – Laminate – Hardwood – Carpet – Cork – Vinyl – Stainmaster Flooring Centre

500 Eagleson Rd., Kanata
613.599.3288
www.eaglesonflooring.com

WE MEAN FITNESS! ...our name
says it all.

You can put a value on
your home, but your
health is priceless!

Let our experts build a
**stronger,
leaner,
better** you!

One on One training
in our Studio
or we come to you.

Free Ultrasound Assessment with each Baseline
Free consultation — Fully insured



Exclusive Distributor in Canada

Track your progress with our
state of the art Body
Composition Analysis using
BodyMetrix Ultra Sound System.

613.830.1300
wemeanfitness.com

Open your home to the beauty of glass.



**Centennial
Glass Depot**

Glass Railings
Glass Decorative Mirrors
Glass Wall Dividers
Glass Countertops
Glass Showers
...and more.

8-855 Industrial Ave.
(next to The Ottawa Trainyards)
613.738.9500
centennialglass.com



**SANDY HILL
CONSTRUCTION**



Your neighbourhood
QUALITY HOME RENOVATION
and restoration specialists

John Wenuk (Owner), Sandy Hill Construction

*“There is no place more important
to you and your family than your home.”*



Sandy Hill Construction specializes in
whole home renovations that respect your
home's original character and are faithful to
your neighbourhood's unique building style.

For a comprehensive overview of
Sandy Hill Construction, please visit our
web site, **www.sandyhill.ca**
or contact John at **(613) 832-1717**

**SANDY HILL
CONSTRUCTION**

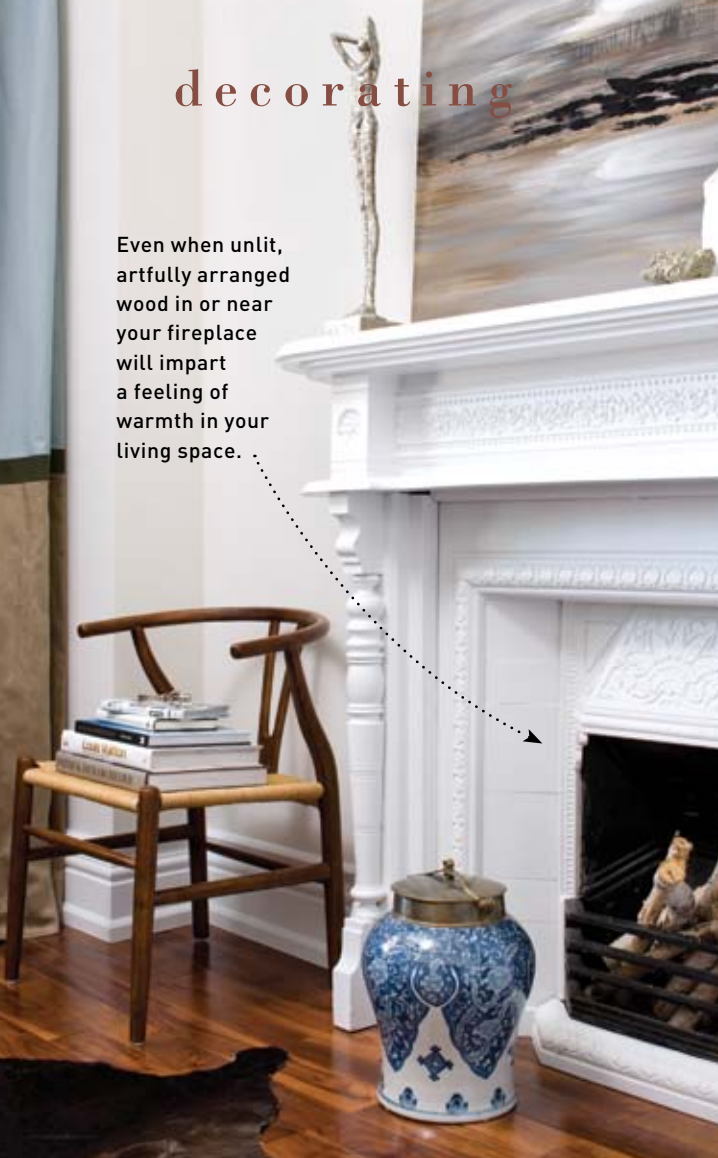


**THE SANDY HILL
CONSTRUCTION
PROMISE**

- ✓ An award-winning team of knowledgeable renovation specialists
- ✓ Uncompromising quality of workmanship and professionalism
- ✓ Outstanding and highly personalized customer service and satisfaction, including comprehensive warranty services
- ✓ A well-developed network of highly trained carpenters and reputable contractors and suppliers
- ✓ Highly efficient team that delivers in a timely manner

decorating

Even when unlit, artfully arranged wood in or near your fireplace will impart a feeling of warmth in your living space.



Glamwood:
Nero Tile from
Stone Tile Inc.

Woodgrain fabric:
Cinnabar from
Robert Allen

Subway Paintable
Wallpaper from
Graham & Brown

Point Blanket
by The Hudson's
Bay Company

If you're looking for another option next to the real thing, there are many imposter materials that mimic the natural look and feel of wood.



COMPLETELY CANADIAN

BY YANIC SIMARD



PHOTO BY BRANDON BARRE

Whether you're from Canada or not, it's hard for anyone not to be inspired by the true North and its beautiful elements, which we are lucky

enough to find in our own backyard, the great outdoors.

Here are my three favourite ways to incorporate our heritage into our homes.

1. THE USE OF FABRIC: Add Canadian character and charm to your home with the simple use of textiles.

Plaid Upholstery: Whether it be gingham, tartan, or tattersall, this popular pattern consisting of several crossed horizontal and vertical lines (usually in two or more colours) speaks directly to the essence of Canadian settlers. My favourite way to incorporate it in décor is with upholstery. I personally prefer it in smaller doses, such as for sofa pillows or dining room seats, however a club chair completely covered looks amazing as well.

Cosy Throws: Curling up on the sofa on a cold winter's day wouldn't be the same without one of these. Here are my three favourite classics:

- **Point Blanket:** It wouldn't be right if I didn't start with this iconic blanket by The Bay – this wool Point blanket dates back to the 18th century and used to be traded. It continues to be a number one seller and is sold exclusively by The Hudson's Bay Company.
- **Faux Fur:** Fox, mink or coyote – these Canadian creature-mimicked furs can be the perfect Canuck-inspired addition to your space for added comfort and even luxuriousness.
- **Matelassé:** Meaning quilted, padded or cushioned, and normally referring to hand-quilted textiles. It is meant to mimic the style of hand-stitched Marseilles, a type of quilt made in Provence, France. Incorporating these fabrics into your décor can be the subtle hint of pattern and texture you're looking for.



Taking inspiration from the great outdoors: acorns, feathers, ornithological prints.

PHOTO BY BRANDON BARRE

2. THE USE OF WOOD: Nothing warms up a space quite like the use of natural wood.

Walls: I particularly like walls sheltered in large, real-wood planks. Douglas fir or cedar – both known for their distinctive grain patterns and tight knots – are each suitable choices when it comes to selecting the type of wood to use.

Accessories: Dress up the inside or the surrounding area of your fireplace with logs of wood – even without the use of fire, this actually does create a feeling of warmth too.

3. THE ADDITION OF ANTIQUES: If the northern vibe is the look, an old piece of Canadian history is most definitely calling. Usually an item made of wood, such as an old sled, pair of skis or a rocking chair will feel the most rustic and true to the heritage.

My tips for antique hunting:

- Do your research before heading out – know what you are looking for.
- Bring with you a magnifying glass to check for dates, signatures, imperfections.
- Touch, smell and handle the piece. Get familiar with what you're looking to buy before you buy it. If you have any doubts, don't be afraid to ask questions. **OH**



Create a rustic vibe with historical wooden items; antique skis, or a weathered sled.

PHOTO COURTESY OF CITY TV

Canadian Colour Scheme
(Benjamin Moore)

2092-30 Boston Brick

509 Cypress Green

CC-90 Natural Linen

LET THE SUN *shine in*



The living room decorated in a palette of warm earth tones features a custom area rug that offers a vibrant pop of red. **RIGHT:** Homeowner Sofia Gabor.



BY HEATHER WRIGHT
PHOTOGRAPHY BY SUZANNE BIRD

Sofia Gabor's sense of comfort is guided by a love of natural light, which is evident in every spot in her expansive, gloriously lit bungalow.

In fact, Sofia's entire house seems to be designed in support of natural light. South-facing walls with numerous sprawling windows, tube lights in the bathrooms and walk-in closets, and two wide, angular skylights in the hallways are all conduits to the outside, ushering the light inside.

Her consciousness of light extends to her warm, earthy colour palette throughout the home and to her light fixtures, and even to the Swarovski crystals that dot the walls in her master bathroom shower, which all have the common goal of softening, diffusing and distributing the light in the most pleasing fashion. "I wanted to introduce a lot of elements that would let the light in," Sofia says. "I wanted to make sure that my home had light always. Light always makes you feel better. It's about the energy that comes in." *Continued on page 38*



FAR LEFT: The refrigerator blends seamlessly with the kitchen cabinetry. **LEFT:** The kitchen's sleek white palette is accented with punches of colour. **BELOW LEFT & CENTRE:** Steps away from the kitchen is the laundry room, which features a full-sized upright freezer, also cleverly disguised.

Before her current home, which she shares with her mother, Gizella, Sofia lived in a two-storey, four-bedroom house in Barrhaven that did not suit her needs. After searching extensively for a bungalow with no success, she took matters into her own hands.

Sofia purchased the lot five years ago, engaged **Klinger Homes Inc.**, and set down to designing the home herself. Her design process worked slightly backwards, beginning with what she didn't like and then whittling away to a design that suited her without extraneous space or details that didn't serve a function or support a fashion.

The end result is a masterfully crafted, four-bedroom (two upstairs, two downstairs), open-concept bungalow, wrapped in natural light, and tied end to end with common elements of design and detail. In addition to the bedrooms and two full bathrooms, the main floor has an open concept living/dining area that boasts maple hardwood from **Gaylord Hardwood Flooring**. The floor features a custom stain that accents the warmth infused throughout the main floor.


Downstairs is a fully finished, delightfully bright basement, where Sofia's frequent visitors from Europe stay, as well as her daughter when she is in town. The walls encase custom, built-in cabinetry and a funky fireplace with a custom-designed, red-glass surround by local artist **Delfina Falcão**.

Sofia says designing her home was a lengthy process: "It took me about two years," she explains. "I started with pieces of paper drawing down what I liked and there was a whole process that I went through, changing the rooms and changing the size."

In addition to visiting numerous open houses, and consulting magazines, Sofia drew on the two years she spent recently in Europe, mostly in Germany and Transylvania, for inspiration.

Her windows, from **Euro-Tech Windows**, are interesting, not just for their size, but for their European influence, and for how they support her desire to bring the outside in. "I think they are the biggest ones you are allowed," says Sofia. The windows are called "tilt and turn." They pull open on the inside, maximizing air circulation.

Sofia wears her affection for her kitchen on her sleeve. She describes "meeting" her kitchen with much the same language that someone describes the serendipitous meeting of one's true love. In a random act, a couple of months after they had broken the ground for her home, she walked into the **Acco Renovations Inc.** showroom, and saw her kitchen. "I knew it was the one," she gushes. "When I saw the kitchen, I really liked how it looked. I liked that it was clean, a little bit shiny and very pleasing to the eye." Clearly, it's her favourite room in the house. *Continued on page 40*





The main floor master suite boasts a large walk-in closet with ceiling conduit that ushers the natural light in from the outside. **BELOW LEFT:** A conduit was also inserted in the en suite ceiling. The tilt and turn windows in the bathroom and throughout the home are European inspired and maximize air circulation. **BELOW RIGHT:** Swarovski crystals in the glass enclosed shower sparkle like delicate raindrops.



Of particular interest in the kitchen is the custom designed glass backsplash by Delfina Falcão. It is the perfect complement to the rest of the space, with geometric lines and spots of colour that add visual interest.

Falcão, in addition to designing the backsplash and the surround for the basement fireplace, designed two custom area rugs for Sofia. One sits in the middle of the living room and is a focal point to behold. She rounded the edges so as not to interfere with the nearby dining room furniture. The red rug is embedded with bits of rounded, soft glass. It captures much of the same geometric pattern that is expressed in the kitchen backsplash, tying the rooms together and reflecting the symbiotic relationship between the spaces in Sofia's home: separate but connected. This level of detail expresses Sofia's sense of design and desire for aesthetic unity.

Although most of the home is done in earth tones, Sofia favoured red to strategically spread colour through her home. "The colour red is not overwhelming in the house but I'm trying to carry it throughout," she says.

Continued on page 42



Gaylord Hardwood Flooring

Length . Finish . Service



We pride ourselves on three basic principles:

- Our flooring lengths are the longest
- Our finish is the most durable
- Our service is second to none

Hundreds of custom hardwood flooring options ranging from \$5 to \$25 per square foot.

Visit our new Ottawa showroom opening December 2012.

Tweed Showroom
228 Victoria Street North
877-333-0433

New Ottawa Showroom
1843 Merivale Road
613-228-9174

Kingston Factory Outlet
1407 John Counter Blvd
613-547-2868

www.gaylordhardwoodflooring.com



Proudly Made in Ontario.



Beyond her kitchen, Sofia finds respite in her tree-lined backyard, which she landscaped with the help of [Turf's Up Landscaping Inc.](#) They included a small deck, the perfect place for her to enjoy her morning coffee. What she treasures most is the sense of connectedness she feels to the rest of the neighbourhood when sitting outside, surrounded by birdsong and the chatter and laughter of children in the family-friendly neighbourhood.

This sense of connection to her surroundings is what pushed Sofia through her design process and is the source of her happiness now. She wanted a home that was sublime, with crisp, clean lines and abundant natural light, but mostly she wanted a house whose purpose fit into hers and not the other way around. "Your home should be your home first and your house second," she says. **OH**

LEFT: The basement was designed with warmth in mind. Cork floors with radiant heating and a gas fireplace with custom surround make for stylish, comfortable touches. **BELOW:** Sofia chose a contemporary glass staircase design (Rossen Glass & Mirror Co.) for the stairs leading to the basement. **BOTTOM:** The lower level has a wet bar and coffee station, perfect for entertaining.



Transforming ideas into glass.



ROSSEN
GLASS & MIRROR

Mirrors Glass Railings Shower Enclosures Doors Countertops Dividers

20 Iber Rd., Unit 106, Stittsville 613-831-9863
www.rossenglass.com



delfinafalcão designer

24 Inverary Dr. Ottawa 613.599.9540 delfinafalcao.com



Jane Snider
POTTERY

Colourful
Functional
Pottery

613.422.3344 www.janesniderpottery.blogspot.ca



CLOSET DOORS

WHAT'S NEW AT HOFC

ROOM DIVIDERS



HOFC NOW SUPPLIES AND INSTALLS
THE SLIDING DOOR CO. DOORS



HOUSE OF FINE CARPENTRY

BEAUTIFUL • ECONOMICAL • ATTAINABLE

SALES • DESIGN • INSTALLATION

1-850 INDUSTRIAL AVE. • 613.736.9930 • houseoffinecarpentry.com

HOME INSPECTION RAISING THE BAR

BY JILL ELLIS

Bill Mullen has high hopes! The Ontario-based home inspector is also the director of external relations for a new organization, the National Home Inspector Certification Council (NHICC).

The NHICC is pushing for nation-wide licensing of home inspectors, but at this time Ontario, the Atlantic Provinces and Saskatchewan are just looking at this possibility.

Alberta and British Columbia already license home and property inspectors. B.C. led the way, endorsing inspectors since April 1, 2009, while Alberta came onside September 1, 2011. Neither of these came about without a lot of pushing from interest groups within those provinces, and Mullen doesn't expect it to be much different in Ontario, though he hopes that the timeframe to have licensing passed into law could be shortened because of the groundwork done by those first two provinces.

According to Peter Link, manager of house and property inspection registration for the Applied Science Technologists and Technicians of B.C. (ASTTBC), his organization lobbied for two decades to make this happen.

Helene Barton, Executive Director of the B.C. branch of the Canadian Association of Home and Property & Inspectors, (CAHPI), agrees. "We lobbied the government for eight years to have our industry regulated because prior to that anyone who bought a ladder and had a business card could say they were a home inspector. Many were charlatans."

Though there are training courses and college programs in all provinces, in most provinces there is no onus on someone who calls him/herself a home inspector to take such education. In the two provinces that currently license, the several certifying organizations that exist require some or all of the following to become licensed: specialized education (number of hours varies from organization to organization), a practical (or field) test, written exam, a peer inspection process, and, finally, an application to the



provincial licensing body. In the case of B.C., that's Consumer Protection B.C. For Alberta, it's Service Alberta. The outcome of the application process is not ideal, according to Darcy McGregor, secretary and founding member of CAHPI Alberta. "We thought they (the government) would raise everyone to the highest level, like our members follow, but they said that wouldn't be fair."

While the expectations aren't as high as he'd like, McGregor says, "Licensing at least gives homeowners a bit more assurance that the person they are dealing with has some education and the ability to look after them as a home inspector."

Link echoes this sentiment: "We pushed for one certifying organization and one standard of practice, but there are four in B.C." So buyer beware is still in force, and homeowners must research any home inspector they are thinking of hiring. "The onus is still on the homeowner. (They should ask) where did they get their education; do they have experience in the field to have the ability to recognize problems."

Barton, though, feels that the process has been overall positive. "It got rid of a lot of people who are unqualified. We are still trying to get the consumer to ask about the licence before hiring a home inspector. It gives them peace of mind knowing that they (inspectors) are qualified." Though there is mixed reaction to the outcomes in B.C. and Alberta, there's one point that McGregor, Link and Barton all agree on – home inspectors in those provinces are now required to carry errors and omissions insurance. They must be insured up to \$1 million, so if they miss something during an inspection and this results in a costly repair, the homeowner may have financial recourse.

One piece of the puzzle that is still missing, according to Nigel Trevethan, of Harper Grey LLP and legal counsel for CAHPI B.C., is a "cooling off period, like many other large purchases." He thinks it's regrettable that the "government hasn't mandated that every real estate transaction must involve a home inspection. This is especially important in an overheated housing market, like Vancouver." He feels that this is key to consumer protection.

So, though Mullen's hopes for the future of licensing in Ontario – and throughout the country – are high, experience tells us that the outcome may be less than stellar but better than the status quo. **OH**



Have one of our designers create the home of your dreams, with experienced, professional service. Our initial consultation is complimentary.

Decorating Den
INTERIORS
Creating Beautiful Homes Since 1969



Catherine Pulcine
(613) 599-5564
www.cpi.decoratingden.com

Franchises available to talented individuals. Extensive training available. Locations throughout Canada and the U.S. Each franchise independently owned and operated.

Your connection to
Accredited Decorators and Designers
from coast to coast.

Find a Muse
for your ideas.
Visit "Find a Decorator" at
www.CDECA.com


www.CDECA.com 1-866-878-2155 info@CDECA.com

CDECA
Canadian Decorators' Association



Personalized Building

"Building your dream home with you, not just for you."



613.850.6275 www.pattersonhomes.ca

Lee Hazell
Sales Representative

COLDWELL BANKER **RHODES**
& COMPANY BROKERAGE

100 Argyle Avenue, Ottawa, ON K2P 1B6
613.236.9551 • lhazell@cbrhodes.com • www.leezhazell.com



There is real estate knowledge,
then there is the ability to bring
buyers and sellers together by
combining strong negotiation
skills with an eye for design.
That's real estate expertise.



To experience true real estate
expertise, please contact me
today for your complimentary
buyer, seller or staging
consultation.

Remember....that's Hazell with two l's

good taste

the season of giving

INCORPORATING WINE & SPIRITS INTO YOUR HOLIDAY GIFTS

BY TONIA WILSON

The season of giving is upon us and for many of us, the list is long. What to give the boss? What to give the person who has everything? Is there something interesting to take to a holiday party other than the old standard of a bottle of cabernet sauvignon? Well, hopefully I can help in this department, as there's a world of fun gift-giving options out there. Of course there are all sorts of budgets, but I'll try to at least point you in the right direction for possibilities. Consider the following as a shopping list for all your gift-giving needs! (If you are unfamiliar with any of these wines or beers just ask for help while in your local liquor store, they should all be readily available).

HEADING TO A HOLIDAY PARTY?

Try taking a bottle of prosecco or cava, both are festive sparkling wines that won't break the bank.

A BOTTLE FOR THE BOSS?

A cabernet sauvignon from California, an Amarone from Italy or a burgundy from France are always solid choices. Or try a 10, 20 or 30 year-old tawny port, this will last longer than one bottle of wine and will remind your boss how great you are over and over again.

THE FATHER, BROTHER, FATHER-IN-LAW, AND SO ON...?

Put together an interesting basket of beers, choose all different varieties to allow a real taste experience. Fill it with wheat beer, stout, Abbey-style ale, an India pale ale and anything else that seems interesting.

THE MOTHER, SISTER, MOTHER-IN-LAW, AND SO ON...?

Why not try a bottle of something floral, sweet and pretty. Dessert wines such as icewine, Beaulieu de Venise, moscato or late harvest wines are a real sweet treat and are the perfect way to finish off a meal or to sip chilled as an aperitif before dinner.

THE FOODIE IN YOUR LIFE?

Choose a region in the world such as Spain or Niagara and then fill a basket or wine crate with wines and food products from that area. You can add olive oil, cheese, mustards, preserves, etc.

If you have a little extra time on your hands you can always make some gifts that incorporate wines and spirits. Here are a couple of suggestions that are easy and delicious!

CLASSIC FRENCH CHICKEN LIVER PATÉ

Give this as a hostess gift with a nice baguette and a bottle of Chardonnay from France or Niagara.

2 tbsp unsalted butter

½ lb chicken livers, cleaned

½ cup white onion or shallots, finely chopped

2 tsp fresh thyme, finely chopped

½ cup dry white wine

Salt and pepper to taste

- Melt butter in a pan, add onions and thyme and cook until onions are translucent, about 10 minutes.
- Add wine and reduce for 1 minute.
- Add livers and cook through, 3-4 minutes. Place everything in a food processor, puree to smooth and season to taste with salt and pepper.
- Place mixture in a glass crock or decorative ramekin and keep refrigerated until ready to give. Spread paté on bread slices and serve with chilled white wine.



LIMONCELLO



Here is an easy recipe for the sunny liqueur from the Amalfi coast in Italy. The first year I lived in Rome I made this as a Christmas gift for everyone in my family. On returning to Canada for the holidays I was stopped at Customs with a suitcase filled with the yellow bottles. Fortunately for me

(and my family), the Customs agent was Italian and let me pass through with my clandestine stash!

5 large lemons, washed well

750 ml vodka, a mid-priced brand is sufficient

2 ¾ cups sugar

2 ¼ cups water

- Peel the zest from all the lemons, making sure to avoid the white pith. Place in a large glass jar along with the vodka. Cover and let stand for 2 weeks in a dark place.
- When ready, heat sugar and water in a small pot, stir until sugar has completely dissolved. Let cool to room temperature.
- Strain vodka into sugar mixture and divide into decorative bottles for gift giving. Make sure to serve Limoncello straight from the freezer in small sherry glasses or shooter glasses. Salute! OH

Whether City or Estate Living... Luxart Homes is the builder for you.

Estate Living...




MAGGIE'S PLACE

- Brand new Beautiful Estate Subdivision in Beckwith, minutes from Carleton Place
- Plans from 1800sqft, with custom design available
- Both treed and clear lots 1.25 - 2 acres
- Book an appointment today to find out more!

From **\$449,900** (includes lot & HST)



City Living...



BERKELEY PARK

- Some of the largest city lots in Carleton Place
- Stylish and functional bungalows and two-stories you can customize for your family
- Seconds from four lane HWY #7
- Selling out quickly!

From **\$363,900** (includes lot & HST)



Come home to
the quality
and value of



LUXART HOMES



Visit our Model Home in Berkeley Park, 241 Santiago St., Saturday & Sunday 12 - 4

info@luxarthomes.com

www.LuxartHomes.com

613-253-7571

BUDDHIST TEMPLES INSPIRE RICH *colours & designs*



BY JULIE SMYTH
PHOTOGRAPHY BY JESSICA DEEKS



Tucked away in a picturesque backyard of the city's Island Park neighbourhood is a quaint pottery studio operated by ceramics artist Jane Snider. It's a light-filled space built by her husband, Larry Nafziger, when they first bought the house 12 years ago. This is where she comes to create her distinct porcelain pieces; bowls, platters and goblets in stunning vibrant hues.

While based in Ottawa, Jane's inspiration comes from much further away. She and her husband spent many years working and travelling in Africa and Asia. "I think a lot of influences are stored in visual memories that I have of the places we've been," she says. "We worked with craftspeople when we were there; potters, as well as weavers, wood carvers and basket makers. You absorb that."

They worked overseas with a development organization called Mennonite Central Committee (MCC), representing Ten Thousand Villages (a program of MCC) in East Africa and spent time in Tanzania, Sudan, Ethiopia, Kenya and Uganda. Later, they travelled to Laos with the same organization to work with craftspeople.

"A lot of potters will sketch their work first," Jane says. "I do that sometimes and I realize that, when I do, I am drawing from those

experiences overseas. When I came back from Asia, the overwhelming images for me were the Buddhist temples, which is represented by the golden yellows and reds in my pieces."

Jane says she often thinks about the round offering bowls in which the monks collected their food in the morning. These images inspired the forms and colours in her work.

Her bowls, serving dishes, plates and mugs, in bright reds, blues, yellows and greens, are artistic yet practical and designed for everyday use. "It is all quite utilitarian and that really speaks to my practical nature," she says.

Her pottery collection ranges from baking dishes, large platters and vases to smaller items, such as votive candle holders and French butter dishes. She showcases her work at various craft shows, including the Originals Ottawa Christmas Craft Sale in December (11th-16th only). Her work is also featured locally at Hintonburg Pottery and as far away as Toronto and St. Jacobs, where she once worked as an apprentice after graduating from university.

Jane grew up in Waterloo and went to Goshen College in Indiana. There, she took some pottery classes and says she was hooked from that point on. "You can make anything out of clay," Jane explains. "It's this huge open window to creativity because you are making it an expression of who you are." She left Goshen to work for Phil Yordy, a potter in St. Jacobs. Jane credits him for giving her the confidence to go out on her own.

Her pottery is always evolving and she likes to spend most winters experimenting with new ideas. Lately, she has been working with a slip trailing technique, creating lines and shapes on her pottery as if she were decorating a cake. She is also developing pieces that feature overlapping colours that evoke landscapes.

For Jane, making pottery is both a relaxing and satisfying experience. "It is hard to put into words but a lot of the process of making things is very repetitive and there is something very soothing about just doing that repetitive work over and over," she says. While there is repetition in the process, there is always opportunity to explore and learn. "There are many different aspects involved in making pottery so I don't see myself as a glaze technician, for instance," she says. "Working out all the different glazes is a challenge, as is perfecting the firing of the kiln... there's always something to learn." **OH**



directory

OUR HOMES attracts the area’s finest businesses to advertise in our pages, and utilize our unparalleled distribution and coffee-table appeal to market their products and services. We’re making it easier for you, our readers, to become educated as you plan your home-and real estate-related purchasing decisions. View these business ads online at www.ourhomesmagazine.com/ottawa

The listings below are organized alphabetically by industry.

ANTIQUES/REPRODUCTIONS

GENDRON ANTIQUES & REPRODUCTIONS
Page 27

APPLIANCES/KITCHENWARE

MIELE GALLERY *Page 5*

ART/ARTISANS/ART GALLERIES,
STUDIOS & WORKSHOPS

JANE SNIDER POTTERY *Page 43*

BUILDERS

GREENMARK BUILDERS INC. *Page 55*

KLINGER HOMES *Page 8*

LUXART HOMES *Page 47*

OAKWOOD *Page 56*

PATTERSON HOMES *Page 45*

SANCHEZ HOMES *Page 29*

SANDY HILL CONSTRUCTION *Page 33*

SHELLSTAR HOMES *Page 13*

CLOTHING/FABRICS/FURS

PAT FLESHER FURS *Page 11*

COUNTERTOPS/GRANITE/
CONCRETE & STONE/TILE

CAPITAL GRANITE *Page 4*

EURO TILE & STONE *Page 53*

CUSTOM CABINETS

GENDRON ANTIQUES & REPRODUCTIONS
Page 27

POTVIN KITCHEN & TRIM *Page 27*

DESIGNERS/DECORATORS

CANADIAN DECORATORS’
ASSOCIATION *Page 44*

DECORATING DEN INTERIORS *Page 44*

FINE WOODWORKING

GENDRON ANTIQUES & REPRODUCTIONS
Page 27

HOUSE OF FINE CARPENTRY *Page 43*

FIREPLACES & STOVES

HUBERT’S HEATING *Pages 2*

FLOORING, STAIRS & TRIM

EAGLESON FLOORING *Page 32*

GAYLORD HARDWOOD FLOORING *Page 41*

INTERSTONE *Page 9*

ORLEANS CARPET *Page 4*

OTTAWA VALLEY HANDRAILING
COMPANY LTD. *Page 53*

URBAN STAIRS & RAILS *Page 15*

FOOD/DRINK/CATERING/BUTCHERY

THE BUTCHERY *Page 29*

FURNITURE & HOME DECOR

GENDRON ANTIQUES & REPRODUCTIONS
Page 27

GLASS & GLASS DESIGN

CENTENNIAL GLASS DEPOT *Page 32*

DELFINA FALCÃO DESIGN *Page 43*

ROSSEN GLASS & MIRROR *Page 43*

HEALTH & FITNESS

WE MEAN FITNESS *Page 32*

HOME ENTERTAINMENT

AUDIOSHOP *Page 3*

HOME IMPROVEMENTS/
RENOVATIONS

GREENMARK BUILDERS INC. *Page 55*

OAKWOOD *Page 56*

PATTERSON HOMES *Page 45*

SANCHEZ HOMES *Page 29*

SANDY HILL CONSTRUCTION *Page 33*

SHELLSTAR HOMES *Page 13*

JEWELLERS

HARDEN’S JEWELLERS *Page 5*

KITCHEN AND BATH

DISTINCTIVE BATHROOMS & KITCHENS
Page 17

POTVIN KITCHEN & TRIM *Page 27*

LIGHTING

AREVCO LIGHTING *Page 16*

MORTGAGES

MORTGAGE BROKERS OF OTTAWA -
JAY KINGSBURY *Page 10*

NEW HOME COMMUNITIES

GREENMARK BUILDERS INC. *Page 55*

KLINGER HOMES *Page 8*

LUXART HOMES *Page 47*

SHELLSTAR HOMES *Page 13*

NON PROFIT ORGANIZATIONS

CANADIAN DECORATORS’
ASSOCIATION *Page 44*

REAL ESTATE

COLDWELL BANKER RHODES & COMPANY
BROKERAGE - LEE HAZELL *Page 45*

ROYAL LEPAGE TEAM REALTY -
DAVID KEEHNER *Page 29*

ROYAL LEPAGE TEAM REALTY -
JOAN SMITH TEAM *Page 15*

WINDOWS & DOORS

CENTENNIAL GLASS DEPOT *Page 32*

GOLDEN WINDOWS *Page 27*

OTTAWA WINDOWS & DOORS *Page 7*

VERDUN WINDOWS & DOORS *Page 28*

>> SOURCE IT

GREENMARK BUILDERS INC.

Finding yourself daydreaming about that perfect house? You have dreamt about it so much that you know what type of floors you want, what ceilings to get, and what that walk-in closet will look like. Why not turn that dream into a reality?



Greenmark Builders can help you build the house that you have always dreamed of! From the initial discussion all the way to designing and building your custom

made home, our goal is to help make this a comfortable and stress-free process.

Building a new home can be daunting however; we have a professional team in place whose sole purpose is to help meet all your needs. Providing excellent customer service is an integral part of our service to you. We hold ourselves to high quality standards and are dedicated to serving our customers long after construction is complete. At Greenmark Builders, we’re not just building homes; we’re building trust, peace of mind and relationships.

To learn more about the Greenmark experience, please visit our website at www.greenmarkbuilders.com or contact us at 613.898.5940

(Please see ad on page 55)

DAVID KEEHNER, SALES REPRESENTATIVE
ROYAL LEPAGE TEAM REALTY

David Keehner strives to make your real estate experience rewarding. This is his personal commitment to all of his clients. David considers it a privilege to help clients through a process that can often bring on significant changes in their lives, second only to getting married or having children in his opinion. “There is nothing more gratifying than helping my clients through a challenging time and turning a potentially stressful situation into one of joy, excitement and anticipation”, says David.



Whether you are a first time homebuyer, upsizing or downsizing, David’s mission is to make your experience as pleasant and worry free as possible. By using cutting edge technology and providing you with the most accurate and up-to-date information, you can feel confident that the decisions you make regarding your home sale or home purchase are the right ones for you. If you ask David’s clients what makes him different, they will tell you that it’s the extraordinary level of customer service he provides.

484 Hazeldean Road, Kanata • 613.592.6400
www.OttawasBestRealtor.com *(Please see ad on page 29)*

A MISCELLANY OF THE NEW,
NEAT, UNIQUE, AND FABULOUS IN
OTTAWA AND THE SURROUNDING AREA

THE BUTCHERY

The Butchery has been providing Ottawa with quality meat and fine foods since 1980. A family owned and operated business, The Butchery prides itself on treating their customers like family.

Featuring a wide selection of fresh seasonal meats, poultry and game, The Butchery is the place for all of your quality meats and specialty items. When there, don’t forget to visit the Deli - a must for anyone wanting to enjoy fresh products, all which are preservative and nitrate free. Also available is a great selection of cheese, patés, and baked goods.

The Butchery also offers prepared fresh meals created with their tried and true recipes, which are great to pick up on the run. Not in a hurry? Stop in for lunch at Vera’s Burger Shack.The burgers are made fresh to order by using only top tier ingredients - it’s no wonder Vera’s Burger Shack has consistently won “Best Burger” awards for the past six years!

Make The Butchery a destination - you’ll find it’s worth the trip!

Visit us at 821 Robertson Road, Unit 10, Bells Corners.
www.thebutchery.ca or call 613.829.9133

(Please see ad on page 29)



PAT FLESHER FURS

Pat Flesher Furs is Ottawa’s ONLY locally owned and operated fur boutique. Since 1929, satisfied customers from around the globe have shopped for exclusive one-of-a-kind designs at Pat Flesher Furs.

Pat Flesher and Stewart Chadnick travel the world to bring international designer creations home to you in addition to the beautiful Canadian Collections made right here at home. Their onsite factory uses exciting new techniques where they can remodel, restyle and transform your old, heavy garment into a brand new reversible to silk - leather - cashmere coat or jacket. Or perhaps a vest...with detachable sleeves, a sheared colourful new jacket or even a fur blanket with matching pillows...the possibilities are endless.

Choose from literally hundreds of men’s and women’s better outerwear and home furnishings at Pat Flesher Furs. Be it a leather, fur, shearling, cashmere, fur throw, pillow, or accessory - Pat Flesher has something for everyone at every budget!

Monday to Friday 9 am to 6 pm, Saturday 9 am to 5 pm
437 Cooper Street, Ottawa
613.237.1700 • www.patflesherfurs.com

(Please see ad on page 11)



ALMOND GINGER CHOCOLATE BARK

+ *lots of topping variations*

BY MARIA DASILVA // PHOTOGRAPHY BY SCOTT HUNTER



ALMOND GINGER CHOCOLATE BARK

(Makes: about 20 pieces)

1 lb (450 g) dark chocolate, chopped

$\frac{3}{4}$ cup toasted whole almonds, coarsely chopped

$\frac{2}{3}$ cup candied ginger, thinly sliced

- Melt chocolate in a heatproof bowl set over a pot of gently simmering water, stirring often until smooth.
- Stir in about one third of each of the almonds and candied ginger. Pour mixture onto parchment paper-lined baking sheet and gently spread with the back of a spoon until about an even scant $\frac{1}{2}$ -inch (1 cm) thickness.
- Sprinkle with remaining almonds and candied ginger.
- Refrigerate until solid, about 20 minutes. Break or cut into pieces.
- The bark will keep refrigerated in an airtight container for about 1 week.
- For gift giving, package as desired.

Every year about this time, as the mercury drops and the days get shorter, my mind naturally turns to the fast-approaching holiday season. And one of my favourite holiday traditions is poring over cookbooks looking for inspiration for this year's homemade gifts from my kitchen. Nothing is sweeter than stirring, swirling and baking up tasty treats to wrap and deliver to friends, family, co-workers, teachers and other special folks in my life. While the cookies, candies and breads I bake may vary from year to year, a staple gift from my kitchen is chocolate bark. It's appealing because of its simplicity and opportunity for variations. Plus, it's chocolate – and who doesn't love the gift of chocolate?

There are few ingredients involved, so I like to splurge a little and choose the best chocolate I can find. Dark chocolate is my favourite base for bark – its rich, deep flavour complements the roasted nuts and sweet fruits that dot the surface. But milk chocolate and white chocolate (or perhaps all three!) work wonderfully as well. As for the nuts and fruit, anything goes. Peanuts, cashews, pecans, pistachios, hazelnuts, apricots, cranberries, raisins, cookie bits, candy pieces, pretzels, marshmallows – you get the point! Stick to three toppings at most so that each flavour gets a chance to shine without getting muddled in the mix.

For this year's bark, I'm going with the combination of dark chocolate, almonds and candied ginger – a little bit toasty, a little bit spicy and perfectly decadent. Happy holidays!

VARIATION:

Pistachio Cranberry
Apricot Swirl Bark - Melt separately 10 oz. (280 g) dark chocolate and 6 oz. (170 g) white chocolate. Stir one third of each: $\frac{2}{3}$ cup roasted shelled pistachios, $\frac{1}{3}$ cup dried apricots, quartered and $\frac{1}{3}$ cup dried cranberries into the melted dark chocolate. Spread onto baking sheet. Drizzle with melted white chocolate. Use toothpick, skewer, or back of knife to swirl the chocolates together. Sprinkle with remaining pistachios, apricots and cranberries. Continue as recipe above. OH





Since 1982 Ottawa Valley Handrailing (OVH) has been installing handrails in the greater Ottawa region. Today, OVH is the region's number one handrail installation company, installing over two thousand handrails annually. These thousands of handrail installations include services for big builders, small builders, and custom/private homes.

OTTAWA VALLEY
HANDRAILING
COMPANY LTD

613.727.0680
ottawavalleyhandrailing.ca

We have moved!

Come visit our new showroom at 165 Colonnade Rd. S.




EURO
TILE & STONE

925 Belfast Rd.
Ottawa
613.244.4315
www.eurotilestone.com

finishing touch



Building homes on the
strongest foundation.
Trust.



WINTER *fresh*

BY HEATHER COOK &
MELANIE MACLEOD-VALLINS
PHOTOGRAPHY BY BONNIE FOX

Fresh flowers are not just for spring or summer, they can bring life into your home all year long. Take a cue from the colours outdoors – fluffy white snow and seasonal greenery – then add a pop of something bold that suits your décor. Let these beautiful arrangements inspire you... OH



At Greenmark Builders we are not just building homes, we're building peace of mind. When you choose Greenmark, you work directly with the owner, Mark Kranenburg. As a Greenmark client you'll have the solid confidence that can only come from knowing that every detail of your dream home's development is being guided not by a manager or supervisor – but by the owner himself.

**Custom Homes Designed for Living.
Built for Life.**

Superior Construction
Build on your lot or one of ours
Full service in-house design team
or choose from one of our 11 value packed plans

613.898.5940 | greenmarkbuilders.com



LOOK CLOSER

You can have your cake
and eat it too!



You can get a stunningly beautiful renovation from an award-winning Design + Build Renovator. You can enjoy the benefits of over 50 years of experience. And you can have a renovation that will be completed on-time and on-budget to the highest quality standards in the City.

Yes, you can have your cake and eat it too. When you make OakWood your Renovator of choice.

Let's get started!

Schedule a **FREE QuickQuote™** – available as an in-home or in-store consultation at one of our new Renovation Design Centres in 4 Randall's stores near you. Get expert advice, 3 realistic budget options AND a free preliminary 3D design for your renovation. Visit www.OakWood.ca for details.



OakWood.ca

613 236.8001

OakWood
Renovation Experts