

EARLY SUMMER 2019

STYLE ■ COMFORT ■ IDEAS ■ REAL ESTATE

ourhomes

PETERBOROUGH KAWARTHA LAKES COBOURG DURHAM REGION PORT HOPE

All Season LAKEHOUSE

KAWARTHA
coastal

*Get
Outdoors*

KITCHEN COOKOUT

HEDGE
INVESTMENTS

HARDSCAPE
IDEAS

RAISED GARDENS



LET'S BUILD A
LEGACY TOGETHER.



VISIT OUR DESIGN CENTRE FOR INSPIRATION:

13 Lindsay Street South, Fenelon Falls
705.887.4773 | rwhconstruction.ca



Cabinetree
kitchen cabinets

**Beautiful Kitchens
Built In Peterborough**

Get **quality craftsmanship** and great prices by getting
your kitchen directly from the manufacturer.

Call us for a free quote today!

705.745.9042 | Visit our Showroom 600 Neal Dr. Peterborough | www.cabinetree.biz

**When you decide it's time to build
your dream, see Wayne at:
Chemong Home Hardware
Building Centre**



The Cariboo - 1,888 sq ft



The Cariboo is designed to capture breathtaking vistas with the abundance of glass, porch and optional decks on the front of this home. Intended for a sloping lot, the walkout basement provides convenient access and plenty of light to the lower level.



**2019 Beaver Home & Cottage
DESIGN BOOK** Many new and
exciting plans to choose from!

Choose from any of our unique Beaver Home & Cottage designs or
bring in your own ideas and we will design your dream home for you.

www.beaverhomesandcottages.ca

Wayne Sellars 705.748.9111 x226 wsellars@chemonghhbc.com
Chemong Home Hardware Building Centre
1699 Chemong Road, North, Peterborough



**There's no better way to
protect wood.**

Only Beauti-Tone's Wood•Shield Best stains are made in Canada and specially formulated to withstand the extremes of our unique climate. Easy to apply, Wood•Shield Best stains have excellent adhesion and penetration, rejuvenating wood surfaces for long-lasting durability and protection – perfect for decks, siding, and more. Plus, they're available in all the right colours.



Beauti-Tone
CANADA'S COLOUR EXPERTS

Available exclusively at Home Hardware and Building Centre locations.
beauti-tone.ca



CUSTOM GRANITE • QUARTZ • SOAPSTONE • MARBLE
Onsite Warehouse
Over 500 Slabs To View



Outdoor Barbeques



Custom Shower Walls

1577 8th Line, Lakefield
www.delraygranite.ca

705-652-0651
delray@nexicom.net



GET INSPIRED at SOUTHERN COMFORT



8 Callaghan Road, Lindsay • 705.324.2555

www.southerncomfort.ca

Whether you're building a new home, renovating or just looking for a fresh look make your destination Southern Comfort Hearth and Home for anything Furniture or Fireplaces.

Over 30 fireplaces, stoves and inserts on display in the showroom for all fuel types, gas/propane, wood, pellet and electric.

Visit our showroom filled with furniture, art, rugs, lighting, accessories and more.

NOW BOOKING : Wood Fireplace Sweeps and Gas Fireplace Cleanings

susanbowie

sales representative

Integrity, Commitment and Passion

Proudly Serving Peterborough and The Kawarthas



www.susanbowie.ca
cell: 705-760-3352
susanbowie@royallepage.ca

ROYAL LEPAGE

FRANK Real Estate, Brokerage
Independently Owned and Operated

244 Aylmer Street,
Peterborough, ON K9J 3K6
Office: 705-748-4056



Not intended to solicit those currently under contract.

Interior Doors Trim, Railings & Mantels

Our Specialty.



1 (705) 741-1661

kerrshomeproducts.com

f @kerrshomeproducts | kerrshomeproducts.com

STYLE • COMFORT • IDEAS • REAL ESTATE
ourhomes
PETERBOROUGH KAWARTHA LAKES COBOURG DURHAM REGION PORT HOPE

REGIONAL PUBLISHERS Jamie Jefferson
Georgette McCulloch

REGIONAL MANAGING EDITOR Walter Franczyk

REGIONAL PRODUCTION MANAGER Marilyn Reid

MARKETING & ADVERTISING Lisa Leonard, 705.750.7736
lisa.leonard@ourhomes.ca
Lisa Ormsby, 705.445.5065 x200
lisa.ormsby@ourhomes.ca
Suzanne Strong, 705.446.4877
suzanne.strong@ourhomes.ca

REACH US EASILY: firstname.lastname@ourhomes.ca

OUR HOMES is a registered trademark of OUR HOMES MEDIA GROUP INC.
OUR HOMES Peterborough Region is published four times a year.

OUR HOMES is distributed via free pick up to residents of Peterborough, Kawartha Lakes, Northumberland and Durham Region. OUR HOMES is printed quarterly and available for free pick up at high traffic locations throughout the region. OUR HOMES is distributed throughout select B&Bs and hotels, Sobeys and to select business leaders via direct mail.

Please send all letters and/or feedback to OUR HOMES Magazine, 25 Elgin St., Collingwood, Ontario, Canada L9Y 3L6. Or email us at editor@ourhomes.ca. All letters received are subject to editing for grammar and length.

OUR HOMES MEDIA GROUP INC:

EDITORIAL

EDITOR-IN-CHIEF Georgette McCulloch

ASSOCIATE & WEB EDITOR
Laurel Fortin

MANAGING EDITORS
Nancy Belgue, Walter Franczyk,
Mary Hatt, Cheryl Long,
Gina Makkar, Sara Martin,
Tiffany Mayer, Georgette McCulloch,
Melissa North, Merrilyn Patterson,
Heather Wright

ART

ACTING ART DIRECTOR
Robynne Sangiuliano

ASSOCIATE ART DIRECTORS
Sheila Britton, Michelle Losier

DIRECTOR OF PHOTOGRAPHY
Jason Hartog

PRODUCTION

PRODUCTION DIRECTOR Lynn Derrick

PRODUCTION MANAGERS
Julia Dempsey, Kelly Donaldson,
Marilyn Reid, Tracy Shuttleworth

OPERATIONS

MANAGING DIRECTOR, SALES & MARKETING
Jamie Jefferson
jamie.jefferson@ourhomes.ca

MANAGING DIRECTOR, OPERATIONS
Georgette McCulloch

CLIENT RETENTION, SALES & DISTRIBUTION
Lisa Ormsby

REGIONAL ACCOUNT EXECUTIVE Suzanne Strong

BUSINESS DEVELOPMENT Kelly Craig

ACCOUNTING Tyler Annette

ACCOUNTS RECEIVABLE Cindie Tonon

CONTRIBUTORS

Tara Chattell, Lee-Ann Choquette, Harold Clark, Walter Franczyk, Jason Hartog,
Kelly Horkoff, Gordon King, Sandy MacKay, Sara Martin, Dawn McConnell,
Georgette McCulloch, Jenelle McCulloch, Dolores Pian, Melanie Rekola

Advertisements and the content, including photos, of advertisements published within OUR HOMES magazine are supplied solely by the advertiser and neither the publisher nor OUR HOMES Media Group Inc. accept responsibility for opinions expressed in advertisements or for copyright issues with regards to photos, advertising copy and advertisements, nor shall they be held liable thereby. By act of reading this publication, all advertisers and readers agree to indemnify and hold harmless both OUR HOMES Media Group Inc., and the publisher thereby. Copyright ©2019 OUR HOMES Media Group Inc. All rights reserved. Reproduction without permission is prohibited.

OUR HOMES CAN BE FOUND IN THE FOLLOWING MARKETS:

- Barrie/Orillia/Midland • Grey Bruce • Hamilton • London
- Muskoka • Niagara • Oakville/Burlington/Mississauga • Ottawa
- Peterborough • Southern Georgian Bay • Toronto & York Region
- Region of Waterloo • Wellington County/Orangeville/Caledon • Windsor



PROUD
SUPPORTER
Nature Conservancy of Canada™

*Proudly Selling Canadian
Made Cabinets*



Providing Turn Key Kitchen Renovations in Peterborough for Over **30** Years!

Harwood Kitchens

27 Lansdowne Street, West, Peterborough 705.742.6241 harwoodkitchens.com



THIS IS HOME



[STALWOODHOMES.CA](http://stalwoodhomes.ca)

ESTATE
FULLY-DETACHED
SEMI-DETACHED
TOWNHOMES
CONDOS
RENTALS



LOCKSIDE

TRADING COMPANY

A Way of Life

FURNITURE • HOME DECOR

LIGHTING • CLOTHING

WINDOW TREATMENTS

INTERIOR DESIGN

Residential & Commercial

www.lockside.com

Young's Point

2805 River Ave.

shop@lockside.com

1-888-714-0484

Haliburton

183 Highland St.

haliburton@lockside.com

1-705-457-5280

editor's note



OUR HOMES' stories often touch on history – family traditions, treasured legacies and fond memories of the cottage.

It happened again in Fenelon Falls when we visited a lake house built by RWH Construction for Sheila and Jamie Hetherington. “Being able to preserve our family history is important to us,” Sheila told us. She and Jamie recently moved into their new retirement home on Cameron Lake, the same lake where they first met as teenagers.

They built on land Jamie's great-great-grandfather bought nearly a century ago.

Near the shore is a small wooden cabin Jamie's grandfather Russell Webster built in 1935. It's still in excellent condition. Jamie's great-grandfather, Henry Webster, was a butcher and barber who founded Webster's Wholesale. Old photos of Jamie's forebears and antique keepsakes found in the family barn are carefully preserved and displayed in their home. So is the intricate needlework stitched by Sheila's mother and the pottery collected by her father, an acknowledgement of their family's contribution to their lives. “They really appreciate still having these things in the family,” says Sheila. They preserved a piece of the property's natural history in a fireplace mantel cut from one of the white pines that had to be removed from the property.

Their beautiful new house is just steps from the original rail bed of the Victoria Railway, a railroad built to haul timber and iron ore from the Haliburton Highlands. Construction of the meandering 55-mile track began in 1874. Two years later the railway linked Lindsay with Fenelon Falls, a community thriving on logging and lumbering, powered by the large waterfall spilling from Sturgeon Lake to Cameron Lake. The railway changed ownership three times before its final owner CN abandoned the line in the 1980s. The track was torn up and the right-of-way is now used as the Victoria Rail Trail for hiking, cycling, horseback riding, cross-country skiing and snowmobiling. Some of that rail line's history is preserved in the Hetherington home. Iron spikes collected from the old tracks have a new life as coat hooks in the couple's home. A little more history preserved. See their story on page 36.

Walter Franczyk

Walter Franczyk, Managing Editor
walter.franczyk@ourhomes.ca

Follow us Subscriptions subscribe@ourhomes.ca

online Get more at ourhomes.ca




RICH COLOUR THAT STAYS TRUE OVER TIME.

Find expert service and every colour you can imagine at your locally owned Benjamin Moore® retailer.

- CAMPBELLFORD **Village Paint & Paper** 22 Doxsee Ave S | 705.653.0179 | benjaminmoore.com
- COBOURG **Cobourg Paint & Wallpaper** 34 King St W | 905.372.3841 | benjaminmoore.com
- NEWCASTLE **Newcastle Home Décor & Design** 80 King Ave E
905.987.1575 | newcastlehomedecor.net
- PETERBOROUGH **Charlotte Paint & Wallpaper** 451 George St N | 705.743.5742
downtownptbo.ca/business/charlotte-paint-wallpaper
- PORT HOPE **Colour Concepts** 48 Mill St S | 905.885.8355 | colour-concepts.ca



©2019 Benjamin Moore & Co., Limited. Aura, Benjamin Moore, and the triangle “M” symbol are registered trademarks and Colour Lock is a trademark of Benjamin Moore & Co., Limited. 4/19



CONTENTS

EARLY SUMMER 2019



LOCAL FEATURES

- 16 Style Picks** Some great new decorating ideas to help change things up.
- 22 Feature Home** A coastal chic country retreat on Pigeon Lake.
- 32 Spotlight** Master a combination of interior styles at Lakeshore Designs.
- 36 Home & Builder** This Cameron Lake home tethers cherished family ties.
- 52 People** Our experts can help you feel at home.

DEPARTMENTS

- 10 Editor's Note**
- 14 Advice** Outdoor Kitchen Designs
- 18 Good Taste** Campfire Cocktail
- 20 Projects** Nautical Light Posts
- 30 Outdoor Living** Raised Garden Beds
- 44 Double Take** Stylish Entry
- 46 Design Ideas** Ceilings That Speak
- 48 Gardening** Planting Perfect Hedges
- 62 Cooking At Home** Pavlova With Berries
- 64 Home Resource Directory**
- 66 Finishing Touch** Landscape Hardscapes

22

ON THE COVER

A new home in a favourite spot on Cameron Lake. Story, page 36. Photography by Harold Clark.



32



We design and build
log & timber frame homes.

Always custom. Amazing support. The Total Package.


confederationloghomes.com



We know that shopping for a log or timber frame home can be a daunting task. After all, this is your dream home we're talking about. You can't trust just anyone with something this big.

Go to our website and learn about:

- Celebrating 40 years in business
- 3D virtual walkthroughs
- Browse over 100+ different floor plans
- Photo gallery of finished homes
- How to get started
- Attend a seminar *and much more!*



1-877-Go-2-Logs (1-877-462-5647)

Your Space Your Way



DESIGN • SALES • INSTALLATION

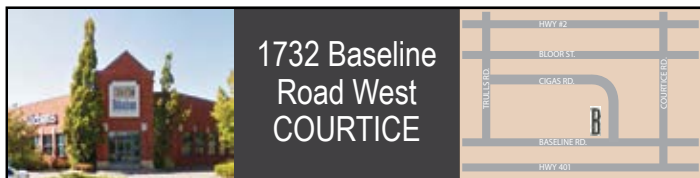


ONE STOP SHOP

VISIT OUR SHOWROOM FOR YOUR FULL RENOVATION

FREE In-Home Consultation

All work performed by our professional and insured installation crews.



1732 Baseline
Road West
COURTICE

905.432.3300 brandomkitchensandbaths.com



TURN KEY OPERATION | Kitchens • Bathrooms • Showers
Flooring • Plumbing • Electrical • Quartz • Granite • Windows
Doors • Patio • Doors • Full Installation Caesarstone • Marble
Painting • Basements • Custom Office Design • Closets • Bar

All electrical work is performed by an ECTA / ESA Licensed Electrical Contractor.

advice



The Ultimate OUTDOOR KITCHEN

Interior Designer **Dolores Pian** shares her ideas.

Our summers may be short, but from March through July and on to November, cooking outdoors allows us to share our food experiences with family and friends while we extend our outdoor play time. More and more people are choosing to invest in their homes and backyards rather than vacation elsewhere.

Before planning and spending on an outdoor kitchen, ask yourself some simple questions:

- How much time do I want to devote to maintenance? Knowing this will save you a lot of grief and disappointment.
- What's critical-to-have, must-have and nice-to-have?

Critical to Know

- Safety first. Make sure you meet your region's building and fire codes. There's a difference between a code for building a house and a code for preventing open flames in and near a building. They are two different things.
- Protect combustible materials.

Choosing Cabinets and Materials

Cabinets and counters need to be corrosion and weather resistant, low maintenance and made with stable materials. All materials expand and contract with temperature change and moisture. Sun fades colours, and natural materials break down over time. There are three types of cabinetry-based kitchens for outdoor use: HDPE/Polymer, wood and stainless steel.

Polymer: Waterproof, sun safe, available in a variety of solid colours, lower maintenance, plastic, variable durability.

Wood: Flexible design, requires some maintenance, most affordable, not fire resistant.



This outdoor kitchen has plenty of stainless steel storage below the sink.



This outdoor kitchen has it all!

PHOTO: DANVER OUTDOOR KITCHENS

Stainless Steel: Heat and fire resistant, non-corrosive, easy to clean, available in powder-coated colours.

Things to Consider

Appearance: What do I want to see when I look at my outdoor kitchen? Choose your landscaping and furniture for that perfect outdoor style.

Clean-Up: Install a sink with water. You may not want to use your indoor kitchen to clean greasy, sooty stuff. Plan ahead for plumbing.

Heating and Electrical: Layer your heat sources. Consider heat lamps, fire pits or a built-in infrared heater. Make sure you put in multiple electrical outlets that meet code. Plan ahead for electrical.

Shade: Create shade from the sun and protection from the rain with pergolas, retractable patio covers or tents.

Stay Cool: Cool yourself off with fans, misters or rugs to shield you from the hot floor and use light-coloured furniture.

Layout and Seating: Transition your rooms with removable screens, doors and walls. Offer a variety of seating – low Muskoka chairs, chaise loungers, stools and benches.

Storage Space: The ultimate amenity. Think of what else may need to be stored – equipment, furniture, sports and hobbies. You don't want to run back and forth from the house or garage, to the outdoor living area.

Small Spaces – Condo Balconies and Terraces

Electric grills make outdoor eating possible despite strict fire and safety codes. Brown Jordan has fully assembled kitchens for terraces, to be lifted by a crane, or custom units transported by a service elevator.

Nice to Have and Trending

- Specialty right-sized appliances replacing mammoth barbecue grills. These can include: Argentinian grills, smokers, side burners, pizza ovens, fridges, dishwashers, beer on tap, espresso machines, ice makers and Kamado-style grills.
- Lighting schemes, televisions and sound systems. Treat this space like another room of the house.

Value to Your Home

Outdoor kitchens seem to be replacing the pool as an add-on feature. It increases your competitive edge when selling because people will imagine themselves having great times in their new backyard.

Good design blurs the lines between the indoors and the outdoors. In what creative ways have you designed your very own private outdoor oasis? **OH**

LEGENDARY GROUP

PREFAB HOMES & COTTAGES



GNEISS VISTA - FROM \$99K



CLEARVIEW COTTAGE - FROM \$109K

MODERN | TIMBERFRAME | LOG

DESIGNS FROM 500 SF TO 2,500 + SF
CUSTOM BUILT FOR YOU AND ASSEMBLED IN 1-2 DAYS
PACKAGES STARTING AT \$70/SF

SPRING PROMOTIONS ON NOW - CALL FOR DETAILS!




PHONE: (705) 444-0400 | EMAIL: info@canadaprefab.ca

canadaprefab.ca

SUMMER Sampling

Change things up
with some great new ideas.

PHOTOGRAPHY **WALTER FRANCZYK**



1 MY FAVOURITE THINGS

Tableware
For everyday meals or special occasions, Sophie Conran dinnerware is elegant in white or grey. It's oven and dishwasher safe. Pair with a reversible floral table runner and matching cotton napkins. Glassware is available in light rose or aqua blue.
10 King St. E., Bobcaygeon
705.738.9090 | myfav-things.ca

2 THE COZY HOME

Rural Roots
Lend a modern farmhouse look to your kitchen or pantry with the clean, simple style of Rae Dunn kitchenware. This shop in downtown Lakefield supplies rustic home furnishings, gifts, lighting and clocks. Mirrors, candles and mugs are also available.
29 Queen St., Lakefield
705.651.1200 | thecozyhome.ca

3 DELRAY GRANITE

Stoneworks
With over 400 slabs of in-stock granite and thousands of different colour choices from all over the world, Delray Granite offers plenty to choose from when planning for natural stone in kitchen or bathroom construction and renovation. Quartz, soapstone and marble are also available.
1577 8th Line, Lakefield
705.652.0651 | delraygranite.ca

4 KAWARTHA HARDWARE DISTRIBUTORS INC.

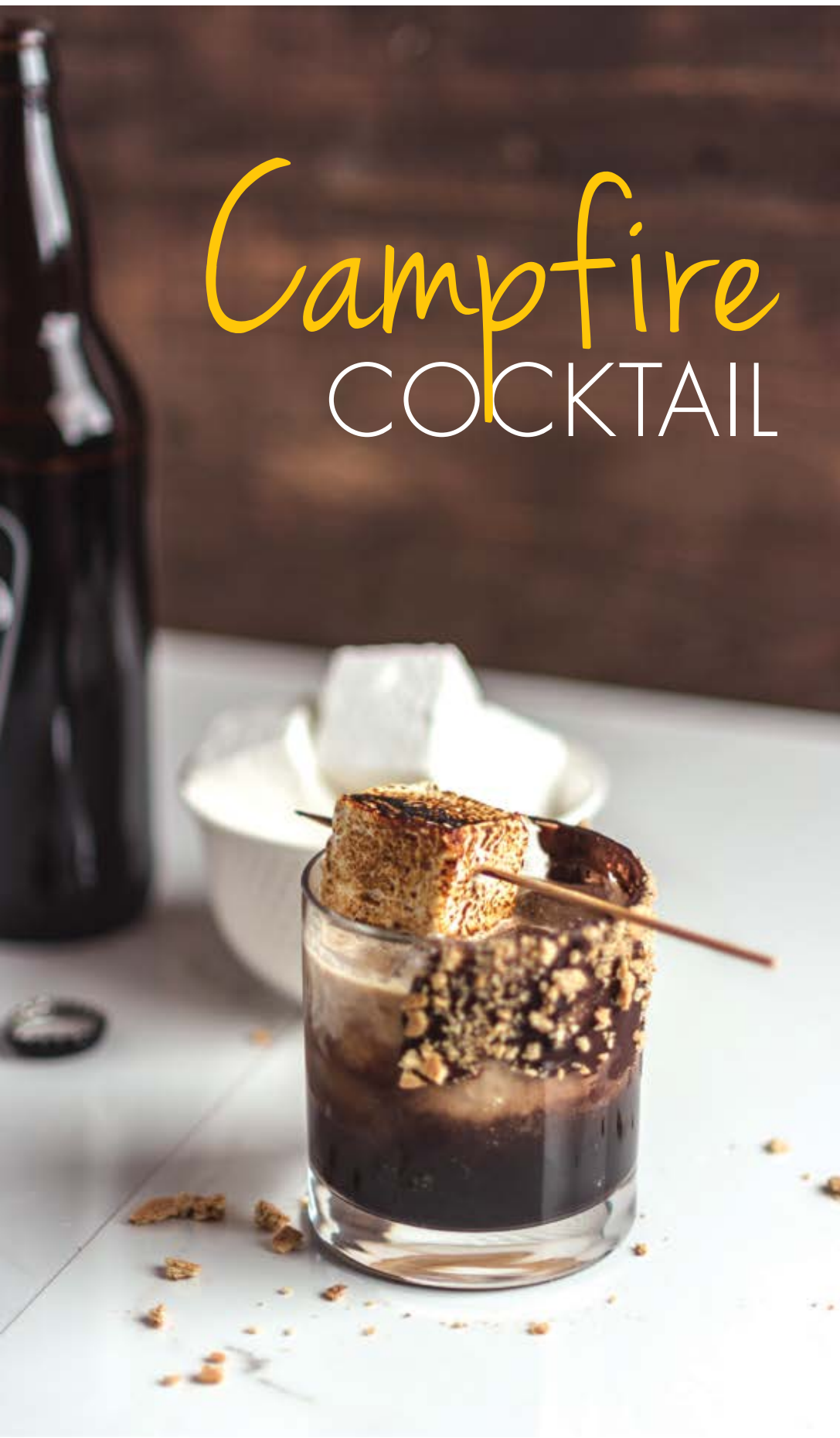
Cabinet Bling
Textured rib pulls with a smooth post and embellished base are available with matching knobs made with a concentric stepped surface. Just one sample from the extensive selection of cabinet and door hardware available here.
600 Neal Dr., Peterborough | 705.745.6643
facebook.com/kawartha-hardware-distributors

5 PETERBOROUGH APPLIANCES

Range
Celebrating a century of manufacturing, KitchenAid is offering a limited edition, commercial-style range in Misty Blue. This six-burner, dual fuel stove, with two dual-flame burners and a true convection oven, will inspire the gourmet in every cook.
2849 Lakefield Rd., Peterborough
705.748.9781 | peterboroughappliances.com

6 FOCUS FLOORING CENTRE

Coconut Tiles
Manufactured from reclaimed coconut wood and shells, this innovative wall covering from Indonesia will lend a tropical finish to family rooms, feature walls, bar fronts and furniture. Easy to install, these environmentally-friendly tiles reduce landfill waste and pollution.
774 Rye St., Unit 6, Peterborough
705.876.0795 | focusflooringcentre.com **OH**



Campfire COCKTAIL

RECIPE AND PHOTOGRAPHY
JENELLE MCCULLOCH

You don't need an open flame to create this campfire-inspired summer cocktail.

INGREDIENTS

- Chocolate chips
- Graham crackers
- Amaretto
- Bourbon
- Stout of choice
- Roasted marshmallows

DIRECTIONS

To prepare rim, melt chocolate chips (in the microwave, on the stove or over the campfire). Crush graham crackers on a plate. Spread the melted chocolate along rim and dip into graham crackers to coat. Fill glass with ice and add ½ ounce each of Amaretto and bourbon. Top with stout and garnish with a roasted marshmallow. **OH**

online Get more recipes at ourhomes.ca/mag/cook

Eco-friendly construction for homes, cottages & buildings

using various ICF products such as Logix, Amvic, Nudura & Fox Blocks



We build using ICF because it saves time and money AND increases R-Value; is wind and storm resistant, is mold proof and the composition will not degrade – it lasts longer than traditional construction methods.

Let us design and build your dream project today

416-710-9930
trilliumecobuilders.com
trilliumecobuilders@gmail.com



Nautical LIGHT POSTS

PROJECT DAWN MCCONNELL | PHOTOGRAPHY TARA CHATTELL



Light up the summer night with easy-to-make solar light posts. Store-bought solar lights, commonly used on pathways or flower beds, become task lights in a cluster. Use on the deck, around the pool or at the lake.



DIRECTIONS

- 1 Cut post into three lengths measuring 38, 32 and 26 inches each. Your lumber yard can make cuts for a small charge.
- 2 Using a drill paddle, drill a hole 2-inches deep in the top centre of each post for the solar light stem.
- 3 Paint posts and let dry thoroughly.
- 4 Arrange and attach posts together with brackets and screws – L brackets for inside corners, flat brackets on the back side.
- 5 Attach rope around the middle of the post bundle. Tuck ends in behind wrapped rope and nail end in place. Using finishing nails, tack rope into post in random areas to hold in place.
- 6 Cut solar light stems to 2 inches or desired length. Insert light stems in posts, attach solar lights to stems. Enjoy. **OH**



Use L brackets to attach posts together.

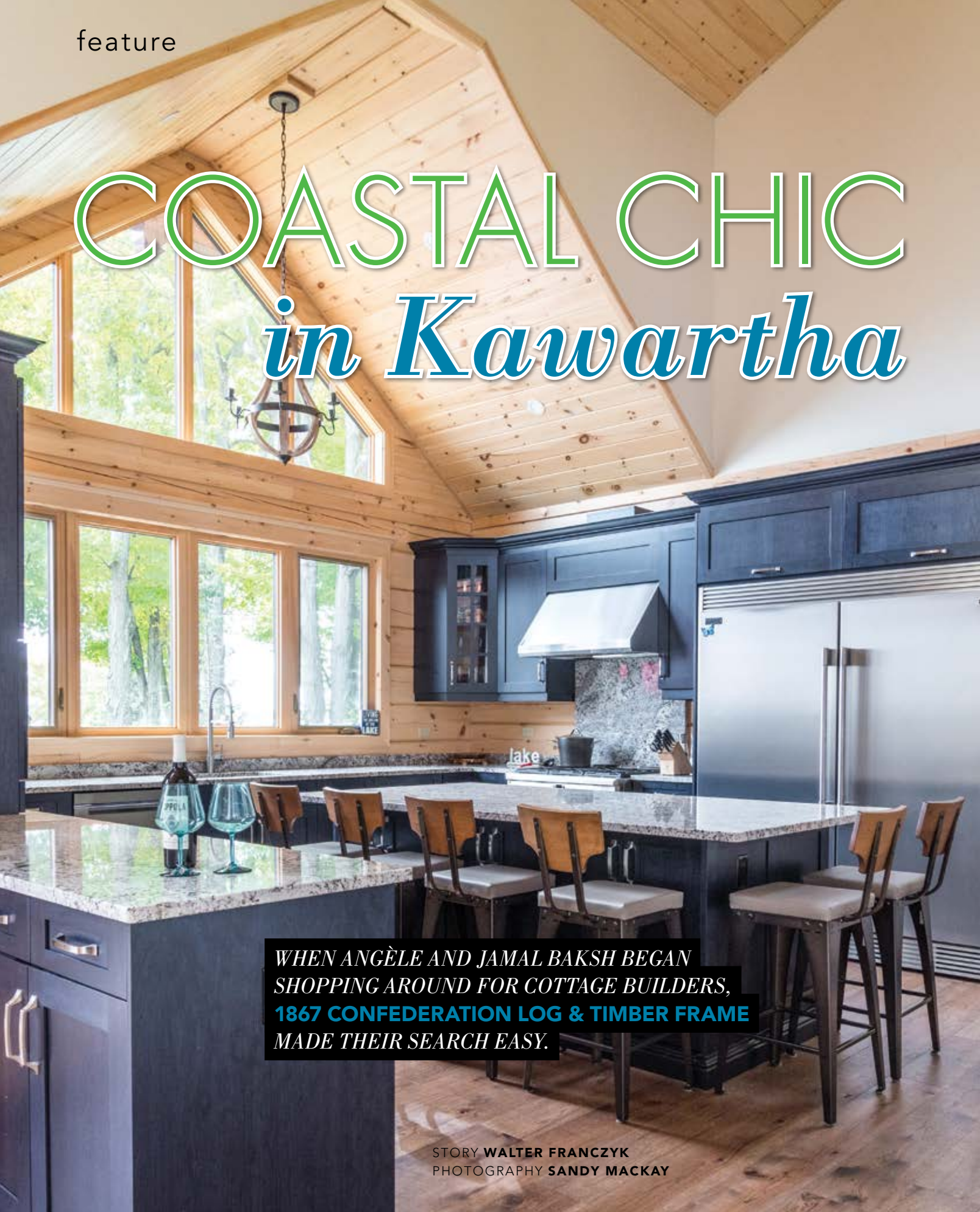
MATERIALS

1 6x6-inch post, 8-foot length
3 Solar lights with stems
4 L brackets
2 Flat brackets
24 1-½-inch woodscrews
15 feet of rope (pick your desired thickness)
1-¼-inch finishing nails
Paint or whitewash

TOOLS

Saw
Drill
Drill paddle (of the same diameter size as the light stem)
Screwdriver
Finishing nails
Hammer
Paintbrush or roller

COASTAL CHIC in Kawartha



WHEN ANGÈLE AND JAMAL BAKSH BEGAN SHOPPING AROUND FOR COTTAGE BUILDERS, 1867 CONFEDERATION LOG & TIMBER FRAME MADE THEIR SEARCH EASY.

STORY **WALTER FRANCZYK**
PHOTOGRAPHY **SANDY MACKAY**



ABOVE: An open-tread staircase ascends to the loft. **RIGHT:** The custom-made, maple dinner table sits 14 people. **BOTTOM RIGHT:** Timber frame trusses accent the gables. **OPPOSITE:** A modern kitchen with a large central island and plenty of seating serves Angèle and Jamal's new cottage. Burke's Kitchens and Bath created the custom blue-stained cabinetry.



Pine logs dovetail at the corners.



T

The Baksh family had outgrown their three-bedroom cottage on Pigeon Lake. The couple knew what they wanted in a new lake house and when they relayed their ideas to Confederation's sales rep **Ritch Cameron**, he understood exactly what they meant. Confederation's principal designer **Matt Reinwald** turned these ideas into a sketch. "He sent us a picture of what it could look like and both my husband and I just fell in love with it," says Angèle. "It was everything we wanted."

Confederation's team listened carefully to the couple and accommodated the family's every need. They enlarged bedrooms, installed in-floor heating, a loft above the main floor and extra linen closets. They built the home with the big windows that were Angèle's priority. "They were really great," she says. In their first meeting with Confederation, the log home manufacturer already had a builder, **Steve Johnson** of **Cedarwylde Homes Inc.**, who had priced out his part of the project. "Confederation was very organized and very professional."

Continued on page 24



feature

Born and raised in Northern Ontario, Angèle had always dreamed of owning a home on the water. She even bought a lot on Lake Nipissing, near North Bay, intending to build a house there. A bilingual teacher, she moved to work in Toronto where she met her future husband and soon sold her lot, using the money as a down payment on a home in the city. The north country’s allure never faded. The couple often enjoyed spending time with relatives on Pigeon Lake. As luck would have it, a nearby 50s-era cottage came on the market. “We just loved being on the lake, boating and all that kind of stuff. So when the cottage came up for sale, we jumped on it,” Angèle recalls.

Jamal, chief financial officer for a public software company, says he hadn’t wanted to own a cottage. He had always thought it would be a lot of work and that weekend visits would become obligations. But when they got their own place on the lake, his thinking changed. “It was like, ‘Wow, this is different.’ I actually wanted to come up here,” he says. Sitting on the deck, looking out at the lake and trees, makes the stresses of work and city life distant memories, he explains. “It puts you in a whole different mindset.”

RIGHT: Seated in a chair suspended near the bunk beds, Bianca tries the remote control for a bedroom television. **BELOW:** Lamps suspended from the ceiling help illuminate this bedroom. **BOTTOM RIGHT:** The ceiling, floor and wall of this shower are finished with river rock to lend the space a spa-like ambience.



White pine clads the great room ceiling.



They loved the old cottage. “It was very cute and quaint,” says Angèle. But they have a large family and they like to entertain. When guests stayed overnight, their son Marcus had to sleep on the sofa. When they had a full house, daughter Bianca slept on the floor of her parents’ bedroom. After carefully considering the costs and logistics of renovating, they decided to tear the cottage down and start fresh with Confederation. “They were great to deal with,” Angèle says. “They delivered everything they promised. They were very efficient. They were easy.”

Built of pine logs and timbers, their new lake house was finished in time for Canada Day last year. It has five bedrooms, four bathrooms, a loft with a gym, a sauna and office. A large Napoleon fireplace warms the main-floor great room. On the ground floor, they furnished a second living room with a bar, pool table, dart board and walkout to the front yard and hot tub. *Continued on page 26*

RIGHT: A Napoleon fireplace helps warm the main-floor great room. **TOP RIGHT:** In the loft, the well-equipped gym includes a sauna in the corner.





In the ground floor living room, a stone backsplash and dark cabinetry give the bar a rustic appeal. **BELOW:** Just steps from the bar is a pool table, dart board and comfy seating – a great place to spend rainy days at the cottage.

Beyond the glass doors and windows downstairs, a Kawartha room, supplied by **Sunspace by Nortech**, has a tabletop fireplace surrounded by woven furniture, a luxurious spot in which to contemplate the lake. “When we have people up, it’s an entertainer’s paradise for us,” says Jamal. “It’s an oasis for me to come to on weekends. You sit out on the deck or in the Kawartha room and your mind just goes to a whole different place.”

The family enjoys cruising the lake aboard their large, well-powered pontoon boat with lots of room for children and guests. “We love the water,” says Jamal. They have a furnished deck on their dock and a unique glass-sided deck atop their boathouse. At night, the boathouse glass, like the glass railings surrounding the cottage deck, glow softly with blue LED lighting.

Natural elements were essential in designing the visual aesthetics of the cottage, Angèle says. “It was very important to have the wood, the stone and wrought iron. I want that feeling of being away at a retreat – that you’re away from the city in a lake environment.” A nautical theme expresses her love of the ocean and the beach.

For the kitchen, she chose Nile Blue granite countertops from **Stoneworx** and custom blue-stained cherry cabinetry built by **Burke’s Kitchens and Bath**. Their dinner table, large enough to sit 14 people, consists of two slabs of live edge maple, joined by an oversize metal zipper, custom-built by **Patterson’s Furniture & Design**. Hardwood floors are pre-finished, wire-brushed engineered Hickory Bayou flooring from **Monaghan Lumber Specialties**.

Continued on page 28



MONAGHAN LUMBER SPECIALTIES



TORLYS
smart floors

KING OF THE WOODS



TRIM • DOORS • HARDWOOD FLOORS • HARDWARE • WESTERN RED CEDAR • PRESSURE TREATED COMPOSITE & PVC DECKING • CAPE COD SIDING • MAIBEC • JAMES HARDIE • EXTERIOR RAILING KV WINDOWS & DOORS • LEPAGE MILLWORK • MARTIN WINDOWS & DOORS



2129 Davis Rd., Cavan Monaghan (Peterborough)
Toll Free: 1-800-354-3195
Phone: 705-742-9353
info@monaghanlumber.com

monaghanlumber.com





SOURCE GUIDE

- Burke's Kitchens and Bath
- Canyon Stone Canada
- Cedarwylde Homes Inc.
- 1867 Confederation Log & Timber Frame • Monaghan Lumber Specialties • Patterson's Furniture & Design • Premier Smart Homes • Sunspace by Nortech • Tin Banger 4 Design
- Wyatt Electric Ltd.

ABOVE: Flames dance in a table top fireplace in the Kawartha room at the front of the cottage. **RIGHT:** The glass-sided top deck of the boathouse makes a scenic lookout on Pigeon Lake, with the cottage in the background.

To create spa-like bathrooms, Angèle had the walls and ceilings in two showers finished in river rock. “It makes you feel like you’re part of nature when you’re having a shower,” she says. Two other showers are clad in tile that resembles wooden planks. To complete that feeling of a vacation retreat, each guest bedroom has two robes and slippers while bathrooms are furnished with all the toiletries and amenities guests might need. “We love having people over – sharing a weekend at the cottage by the lake with everyone,” she says.

Unlike the original cottage, this one is air conditioned for those sultry summer days. **Derek Bolton** of **Tin Banger 4 Design**, who installed the home’s heating and cooling, has provided excellent service, even at nine at night on a winter Friday night. “We call him if we have any questions or something’s not working properly and he’s there right away.”

The owners also praise **Kirk Kimble** of **Wyatt Electric Ltd.** “His work was really impeccable,” says Angèle. “His employees were so respectful.” The Wyatt team used a lot of forethought to plan the electrical services and the location of switches and outlets, she says. “They thought everything through so that it made sense.”

The couple consider the cottage a legacy for their children. “Not only did I want to provide them with the opportunity to grow up with their cousins, instead of being a family fragmented by distance and busy lives, I want to leave them with a place to come together as a family, with their spouses and children, long after I am gone,” says Angèle. “Hopefully, they will always see and feel the love I put into this cottage reflected in their gatherings there.” **OH**



A beautiful home starts from the floor up

Mannington Adura

From hardwood to laminate, vinyl, ceramic, natural stone, carpet and window coverings we have a large selection that will help you create that traditional, contemporary or modern space that you have always wanted.

NEW SHOWROOM ➡ NEW FLOORING PRODUCTS

AMAZING SELECTION OF AREA RUGS ➡ HUNTER DOUGLAS WINDOW COVERINGS

Sine's FLOORING
www.sinesflooring.ca

Cobourg
884 Division St.
905.372.9117

Brighton
23 George St.
613.475.2764

Toll Free: 800.354.3091
sinesflooring@bellnet.ca

UNIQUE • ORIGINAL • EXCEPTIONAL

An unrivalled selection from more than 120 Ontario artists.

Ask about our Gift Registry

META4 Contemporary Craft Gallery
705.874.9444
164 Hunter Street West Peterborough
meta4gallery.ca

EST. 2004

LAKE SHORE DESIGNS

A Reflection of You

COMMERCIAL RESIDENTIAL COTTAGE

Inspiration.

Concept.

Details.

Construction.

Completion.

Furniture and Home Decor Store

Open to the Public

"Lakeshore Designs is located at 2968 Lakefield Road, just five minutes North of Peterborough"

For Your In-Home Consultation, Please Call

705.748.3875

www.lakeshorehd.ca

28 | ourhomes EARLY SUMMER 2019

RAISE YOUR garden

STORY GEORGETTE MCCULLOCH

Raised planters are popping up in backyards everywhere, for good reason. Raised gardens can be as big, or small, as you want. Plants are easier to take care of and organize. They can help keep out critters and they're great for beginners. You can make your own raised planters or buy one in any size, shape or material. We've selected some good ones to consider.

GARDEN BED TIPS

- 1** Vegetables and herbs need lots of sunlight to thrive. The best place to position your raised bed is on the south side of your home.
- 2** Line your garden bed with landscape fabric to make the bottom more durable. Fill with rich organic garden soil.
- 3** Tomatoes, peppers, beans, squash, melons, cucumbers and eggplant, need at least six hours of direct sun a day for good yields.
- 4** Other veggies that thrive in raised beds: root vegetables, leafy greens, onions and potatoes. Don't forget to plant your herbs too! **OH**




PHOTO: JASON HARTOG

ABOVE: This large garden bed by Cedarcraft lies flat on the ground and is easy to assemble.
BELOW: Make your own veggie ladder. Find out how at: ourhomes.ca/mag/planterladder



Double duty: potting benches become bar carts for easy outdoor entertaining.



LEFT: Every gardener needs a bench. This folding table from Cedarcraft is versatile.
MIDDLE LEFT: This herb garden by VegTrug has individual sections for planting a variety of herbs.
BOTTOM LEFT: This medium VegTrug may be all you need this summer.



Let the kids grow their favourite veggies with the VegTrug Kids planter and Workbench planter.

Ontario-based Livestock Equipment Canada makes this 4x4 galvanized steel raised bed and six-foot long galvanized steel tub that are perfect for growing.





DESIGNING INTERIORS

STORY AND PHOTOGRAPHY **WALTER FRANCZYK**



THE PLACE: Lakeshore Designs is a furniture and décor store, and an interior design centre where homeowners can choose custom furniture. “We have designers on staff and we can customize any project, whether it be one room or a whole building,” says owner and principal designer Angela Jones. “We have the ability to help in all ways. You’ll come into a welcoming environment where you can wander around and look at some of the latest trends and speak to design staff.”

THE SERVICES: Lakeshore handles anything involving building design, furnishings or renovations, including plans for bathroom and kitchen renovations. “Some people come to us just for the plan and then they’re able to do the work themselves,” says Angela. “Sometimes, we just review other plans just to make sure that they’re doing the right thing before they go to the actual construction. We can offer advice.” Lakeshore’s team can assemble complete interior furniture packages. “So you don’t have to worry about what needs to come when. We can do that for you. We’ve designed it to work with builders.”

THE PRODUCTS: The store carries a wide range of furnishings from Stanley Furniture, Wesley Hall Furniture, Universal, Rowe, Dynasty and Sunpan. Custom fabrics are available from Maxwell, Robert Allen, Kravet and others. “There are thousands of fabrics to choose from. We have a carpet line with many different area rug lines,” Angela says. “We have lighting as well. We do custom lighting for clients.”



Angela Jones



TRENDS: One of the biggest trends is the mixing of styles, says Angela. “Before, it may have been just farmhouse, now it’s farmhouse chic or urban becomes urban chic.” It’s all about mastering the combination of styles, she says. “There’s a great wave of mixed styles.”



FAVOURITES: “I like working on the Princess Margaret lottery cottages because we get to pick the theme, the style of each cottage, then we outfit them right down to the bedding and the full furniture.” She likes to listen to clients and couples, and pull their ideas into a summary that makes everyone happy. “Everybody has different wants in the cottage or home,” she explains. “I like to design for the people who live in the home. That’s important to me.”



» Marketplace

To order a listing in Marketplace, please contact:
Lisa Leonard | 705.750.7736 | lisa.leonard@ourhomes.ca
Lisa Ormsby | 705.445.5065 x200 or 1.877.600.4840 x1 | lisa.ormsby@ourhomes.ca

YOUR DREAM KITCHEN AWAITS
Use our professionals to add fashion and function to your home.



BURKE'S KITCHENS AND BATH
21 Francis St W, Fenelon Falls, ON
705.340.1672 | burkeskitchens.ca

YOUR SOURCE FOR FULL SERVICE, SINCE 1973

Currie Tire Ltd.
GOODYEAR

705.745.4675
6 Lansdowne St. W.
Peterborough

Check out our website for a full list of Tire & Auto Services
currietireltd.com

TIRE
INSTALLATION
WHEEL ALIGNMENTS
BALANCING
ROTATION
TPMS SERVICE
and more!

AUTO
BATTERY REPLACEMENT
OIL CHANGE
BRAKE SERVICE
ENGINE REPAIR
TUNE-UP
and more!

» Marketplace

To order a listing in Marketplace, please contact:
Lisa Leonard | 705.750.7736 | lisa.leonard@ourhomes.ca
Lisa Ormsby | 705.445.5065 x200 or 1.877.600.4840 x1 | lisa.ormsby@ourhomes.ca

Serving Peterborough and surrounding areas since 1959

McMILLAN

Refrigeration, Heating & Air Conditioning

We provide **ALL SEASON CUSTOM HOME COMFORT SOLUTIONS**.
Let us help custom-design a system specifically tailored for you and your heating and air conditioning needs. Contact us today!

705.742.5628
655 The Queensway Unit #15
Peterborough mcmillanrefrigeration.ca 24 HOUR EMERGENCY SERVICE

NAKED CHOCOLATE



142 Hunter St W Peterborough
nakedchocolate.ca
705.775.6253

EXIT
EXIT REALTY LIFTLOCK Brokerage
Independently Owned & Operated

Stephen Coughlin
Sales Representative
Senior Real Estate Specialist
Bus: 705.749.3948
Dir: 705.927.2205
Text: [steve2exit](mailto:steve2exit@exitrealtyliftlock.com) at 85377 for mobile business card
scoughlin@exitrealtyliftlock.com
www.stephencoughlin.com

Howie's BLINDS
"Let Howie Bring The Showroom To You"

Spring is Here! Refresh Your Spring With New Coverings.
NEED BLINDS? CALL ME!

GREAT PRODUCTS
FREE Estimates & FREE Installation
Guaranteed BEST PRICING in the Kawartha's

Call for a QUOTE today • 705.750.0656

Howie Murney

70 YEARS
Serving Peterborough & Kawartha's

Largest selection of fabrics, vinyls and leathers in the area

Restwell UPHOLSTERING CO. INC.

For a FREE ESTIMATE send us a picture: restwell@live.ca

494 The Parkway, Unit #5 (at back)
Peterborough
restwellupholstery.ca 705.745.0541 or 1.866.745.0541

O.P.S. REPAIR & SALES

• Marine Repair • Propeller Repair
• Skeg Repair
• Aluminum, Stainless and Bronze
• ATV and Snowmobile Repair
Custom Welding

2055 Buckhorn Rd., Selwyn, ON
Phone: **705-652-0227**

YPG Link: www.onlypropellerservice.com

Logan Tree Experts



Insured. Certified. Professional.
705.657.6916 | loganreeexperts.com
TREE REMOVAL, PRUNING & PLANTING • ARBORIST REPORTS

NORM'S CASH & CARRY

PLUMBING - HEATING AND ELECTRICAL SUPPLIES

731 RYE STREET
PETERBOROUGH, ONT. K9J 6X1
normscashandcarry.com

TEL: (705) 743-9319
(705) 742-2358
FAX: (705) 743-6319

Your Own Design



705.927.2172

HOUSE PLANS • SITE PLANS • HVAC PLANS • CONSULTATION
15 Trillium Court, City of Kawartha Lakes • www.yourowndesign.ca

Kitchen Cabinet Solutions
www.kitchencabinetsolutions.com

Specializing in custom kitchen design and installation for your lifestyle & budget.

689 Crown Drive, Unit A, Peterborough
705.743.1299

Locally Owned Since 2000

Your Home Improvement Hardware Store

kawartha hardware

Come See Our Wide Selection of:
Kitchen Hardware, Drawer Slides, Hinges, Cabinet Doors, Cabinet Handles, Power Tools, LED Cabinet Lights, Latches and more!

705.745.6643 600 Neal Dr. Unit 2, Peterborough

M&J PLUMBING

NO JOB TOO SMALL - WE DO IT ALL
Your Full Service Local Plumber

Cobourgplumbers.ca 905-375-9378
705-875-4292
peterboroughplumbers.ca

TRENT SECURITY SYSTEMS LTD

705.748.2001 • 480 The Parkway, Peterborough
rick@trentsecurity.com • trentsecurity.com

Burglar Alarms
Fire Alarms • Closed Circuit TV
Card Access Systems
Distress Alarms • ULC Alarm Monitoring

"for all your flooring needs"

TrackSide INTERIORS
OF PETERBOROUGH INC.


982 Highway 7e, Peterborough 705-748-4646



Family Ties

A 17-foot ceiling in Sheila and Jamie Hetherington's great room allows large windows with a spectacular view of Cameron Lake. **RIGHT:** A welcoming porch defines the upland side of the home.

STORY **LEE-ANN CHOQUETTE**
PHOTOGRAPHY **HAROLD CLARK**



The original cottage is still on the property and is in good shape.

“OH NO, WE MADE IT TOO SMALL!” THAT WAS SHEILA AND JAMIE HETHERINGTON’S REACTION WHEN THEY FIRST SAW THE HOLE THE BUILDER EXCAVATED FOR THEIR NEW LAKEFRONT HOME. “WE HAD ALL SORTS OF WORRIES,” SHEILA RECALLS WITH A CHUCKLE.

In planning their retirement nest, Sheila and Jamie opted for a smaller home that would be easy to clean and maintain, that did not break the piggy bank when it came to taxes and heating costs, and one that would be easily accessible as they grew older. They were looking at building something that was just barely half the size of their 2,700 sq. ft. home in Markham. “We started looking at books and lots and lots of different plans. We had all kinds of ideas,” says Sheila. They decided to build on Cameron Lake in Fenelon Falls on a property that has been in Jamie’s family for nearly 100 years. “I have spent every summer of my life coming up here,” Jamie says. “My great-grandfather bought the land in 1920 and my grandfather and great uncle used to come and pitch a tent and fish.” He points to a small building near the shore. “My grandfather built that cottage in 1935.” *Continued on page 38*

They approached Fenelon Falls’ **RWH Construction** with their ideas, worked with RWH co-owner and designer **Ryan Hayter** and with architectural technologist **Michael Burke** to draw up plans. Construction began in the summer of 2017. “We thought it wise to go with a local builder and they have their design centre in town. That was very handy, because I was still working at the time,” says Sheila. With samples of everything at the design centre, design manager **Rheanon Antoniak** provided samples for the couple to take back to the house and see how light affected colours at different times of day.

Jamie had already retired as a meat manager at Markham’s Garden Basket. He moved into the old cottage for the summer and was on site for most of the construction. “It was pretty neat to watch it grow every day. I enjoyed collaborating with **Jason Toms** and

Josh Scott, the building leads, and **Kent Barrett** did a beautiful job on the wood finishing,” he says.

In May 2018, construction was complete and they took occupancy August 1, 2018. Sheila retired as a principal from the York Region District School Board later that year.

The two-bedroom, 1,470 square foot bungalow with a walkout basement feels anything but small. “It is a very efficient layout and we love it,” says Sheila, adding they were able to get all of their must-haves for the home, making sure everything they needed was on one floor. Lakeside, floor to ceiling, custom windows provide the light, sunsets and lake views the Hetheringtons wanted. At the centre of the home, a great room with a 17-foot-high vaulted pine ceiling give them a little bit of the log-cabin feel they desired. Oil-finished engineered oak floors enrich the

space. For Jamie, la pièce de résistance is a large, **Friendly Fires** wood burning fireplace. Clad in cultured stone, it spans to the ceiling. The mantel is a very special touch, built from one of the white pines that had to be removed from the property.

Pottery, collected by Sheila’s father, needlepoint and a quilt made by her mother, and collections of art are among the treasures displayed in the home. “They really appreciate still having these things in the family and because all of the colours we chose were sort of earth tones and natural colours, everything just worked out perfectly,” says Sheila, as she also points to pictures of Jamie’s great-grandfather, his grandfather and the locks in Fenelon Falls. “There is a connection to all of these things. We were fortunate to not have to go to an antique store to pick these items up,” she says



The vaulted pine ceiling in the great room lends the home a cottage ambience.



A bright kitchen with quartz countertops and white cabinetry occupies one corner of the open concept living space. **BELOW:** Dinner is always served with a view of the lake.

In the kitchen, cream Cambria quartz countertops keep the space light and bright. An island does double duty as a favourite perch or a prep space. “The fact that you can make your food at the island here and still be part of the whole conversation is great. It is a very social space,” says Jamie. *Continued on page 40*



Calla lilies add a splash of pink.



home & builder

Pocket doors at either end of the main bathroom permit access from the guest room or from the main entrance. “You just have to lock that door, and our guest has their own private en suite at night time,” says Sheila. One of their indulgences was being able to tile the walls in the home’s two bathrooms rather than just the floor. “**John Morrison** with RWH did an amazing job in lining up the tile patterns.” A laundry room doubles as a mudroom, accessible from the roadside main entrance. When the old nearby railway track was removed, they salvaged some of the iron spikes and cleverly repurposed them as coat hooks.

Rather than air conditioning, they decided to install ceiling fans. “If it is a dead quiet night, we like hearing the loons. We are so close to the water we can hear the waves lapping,” says Jamie. The downstairs is unfinished. The bathroom is roughed in, and they will eventually add an office, a family room and two bedrooms for their daughters and sons-in-law. *Continued on page 42*



LEFT: Tiles cover the shower walls as well as the floor. **BELOW:** Plenty of windows bathe the master bedroom with natural light and provide a great view of the lake.



Greenville Soapstone Company



1-888-95-STONE

sales@greenvillesoapstone.com

www.greenvillesoapstone.com


BURLINGTON
4450 Corporate Dr. Unit 2

PORT HOPE
375 Ward St. Unit 4



WWW.kbg-ltd.com

NOW AVAILABLE Customizable PreFab Cottage Kits 705-742-3480



The White Pine 988 sq ft from \$213,000

Includes: Excavate & backfill, frost wall & footings, big “O” drainage stone, beams & post, floor joists & sub floor, 2’x6’ exterior walls, 2’x4’ interior walls, truss roof system, membrane & 40 year shingles, aluminum soffit, fascia & trough, insulation walls & attic, drywall, heating (propane HWT) also includes electrical, plumbing, kitchen, flooring, bathroom & vinyl window & door allowances.

Financing Available



WWW.kbprefab.com Custom or Prefab Garages & Cottages - and more!



A deck spans the breadth of the home. Stone shields the exterior of the ground floor walkout.



Muskoka chairs offer a tranquil lakeside perch.

Outside, they chose pre-treated wood siding and stonework around the foundation. White trusses at the main entrance add to the log home look. **Rob Fraser** with **Fraser's Landscaping** used the stone that was excavated from the property to build a bit of a retaining wall. "He did a great job," says Jamie. Family and friends helped the Hetheringtons lay the sod, and at the request of her mother, they planted a Japanese maple.

Because the old cottage was only a summer place, Jamie and Sheila are, for the first time, now enjoying everything the seasons and nature have to offer. Their retirement nest complete, they feel privileged to be able to carry on their family history. "It is recognition that we are a result of our families. We have always had a lot of support from our families and we would not be able to do this if it was not for both of our families," says Jamie. **OH**

SOURCE GUIDE

- Amvic Building System • Evan McNamee Plumbing • Fraser's Landscaping • Friendly Fires • Kennedy Appliances & Electronics • Post Form Products Ltd. • RWH Construction • Shepherd Environmental Services • Taj Mahal • Taylormade Heating & Air Conditioning • The Station Gallery of Fenelon Falls

MY FAVOURITE THINGS
Your Prime Source for Home Décor, Art, Furniture & Gifts



Experience Summer!
Beautiful and creative seasonal home decor, gifts, and amazing art pieces!
705.738.9090
info@myfav-things.ca

Summer Hours - Open 7 days
Monday-Saturday 10am - 5pm; Sunday 11am - 4pm; Holidays 11-4pm.

10 KING ST. EAST, BOBCAYGEON
Just East Of King & Bolton Streets

GSD Get Staging & Design

If you want to make
Your home easy to sell
Make it easy to buy
STAGE IT!



Corinne Jenden-Selway

getstaging.ca | corinne@getstaging.ca | 705 879 9119
@GetStaging | @getstaginganddesign



AYA KITCHEN DESIGNS • 550 Lansdowne St. West • Peterborough, ON • **T:705.749.0045**

www.AyApeterborough.com

double take

ENTER IN *style*

Recreate this look in
your own home.



1. **SURYA**: Continental Jute Woven Rug in Cream 2. **CIOT**: Basalto Porcelain Tile in Bronzo 3. **ELK GROUP INTERNATIONAL**: French Versailles Masterpiece Mirror 4. **ELF**: Free Spirit Shoulder Bag in Light Tan 5. **BED BATH & BEYOND**: Ampersand Charleston Standing Coat Rack 6. **CURREY & COMPANY**: Cypriot Bottles in Medium and Small 7. **SIMONS**: Haut Beau Wool and Linen Scarf in Blue 8. **ANTHROPOLOGIE**: Ale by Alessandra Sancho Straw Rancher Hat in Gold 9. **CANADEL**: Loft Buffet in Cognac Wash 10. **STRUCTUBE**: Vesta Vase 40cm 11. **PIER ONE**: White Faux Magnolia Branch 12. **PIER ONE**: Large Carson Natural Wicker Basket 13. **ELTE MKT**: Reach Vase in Black **OH**



FURNITURE | DESIGN

newly renovated showroom

twoheyhome

129 Alymer Street North Peterborough
705.748.9551

twoheyhome.com

2e

CEILING DRAMA

STORY
SARA MARTIN

Look up. Is a popcorn ceiling staring back at you? If so, it might be time for a change. Here's some inspiration for that overlooked "fifth wall" in every room.

1

WOOD

Reclaimed barn boards add rustic, textured character and provide an interesting colour palette to draw from. Plywood is another choice and when sealed with a gloss varnish, adds warmth and simplicity to a space.



PHOTO: SANDY MACKAY



PHOTO: SANDY MACKAY

2

BEADBOARD

No longer just for the cottage, use it on any ceiling. In a peaked ceiling, try running the boards vertically towards the peak, it will draw the eye upwards. A real time saver if placed right over a popcorn ceiling.



PHOTO: KELLY HORKOFF

3

COFFERED
DIMENSIONAL

You need ceiling height to get the full effect of this style of finish, as the elements can overwhelm a nine-foot ceiling. This design adds formality and looks best in a living or dining room.



PHOTO: JASON HARTOG

7

INDUSTRIAL

The unfinished, finished look is not for everyone. Exposed duct work and wiring can be a turn off to some, while others are excited by the conversion of industrial spaces into housing.




PHOTO: JASON HARTOG

4

METAL

Metal ceiling tiles were introduced in the 1800s as an affordable alternative to detailed plasterwork. Today, reproductions are plastic and come in a variety of patterns. Of course, if you can find the antique tiles, their patina and dented appearance will add incredible character.



PHOTO: GORDON KING

5

LIGHTING

LED lights come in many options these days. Pot lights are smaller and directional and bulbs come in cool and warm light. LED strips or tape come in several lengths and colours and are waterproof.



PHOTO: JASON HARTOG

6

PAINT

In some ways, paint is one of the easiest ways to finish a ceiling, but try to move away from white. Stencils, stripes, faux finishes and glazes will add that extra touch or just use a high-gloss paint in a rich dark colour.

8

MOULDING

With a seemingly endless choice of mouldings available, creating a design pattern on the ceiling is only limited by your imagination. Foam or plastic ceiling medallions can start the design and highlight a hanging fixture.



PHOTO: JASON HARTOG

9

BEAMS

If beams are existing and need an update they can be re-clad. You can paint or stain existing beams. Faux wood beams can also be added. **OH**



PHOTO: SANDY MACKAY



Clipped and formal hedgerows have charmed society for centuries. Used to create living privacy walls, boundaries and attractive garden borders, hedges have many practical uses and also add value to any property.



The use of hedges dates back to 4000 BC in ancient Egypt where the first boxwoods were clipped for ornamental purposes. Amazingly, this style has some serious staying power as they are still being used present day. As mentioned, hedges can serve multiple purposes: they can conceal unsightly views, create privacy from nosy neighbours and significantly cut down on noise pollution. Hedging can make a patio space warm and cosy by acting as a windbreak and it can cut down on snow accumulation by acting as a snow fence. It can delineate property lines and formalize gardens that contain more unruly plant life by creating a tidy edge.

Hedges can be planted in a range of types and sizes depending on the required result. Select the plant that meets your needs.

THYME: One of the shortest hedge plants available and sometimes called edges instead of hedges, these borders look especially smart in formal herb gardens when acting as dividing lines between other, wilder looking herb species.

BOXWOOD: The “little black dress” of the garden world (meaning everyone should have one), boxwood is the perfect small to medium size hedge. Its pretty evergreen leaves take very well to pruning. Korean Littleleaf Boxwood (*Buxus microphylla* var *koreana*) is one of the heartiest, just be sure to plant it in an area that isn’t exposed to high winds or road salt.

YEW: Yews make gorgeous hedges but range wildly in height from two-and-a-half-feet to over 50-feet so read the plant

Continued on page 50



Northern
Privet



MADE IN CANADA

RELAX ALL YEAR ROUND IN YOUR CEDAR SAUNA!

Log Furniture
AND MORE 

SHOP ONLINE

www.logfurnitureandmore.ca



Shipped Directly to your Home or Cottage.

Beds • Bunks • Dining Tables • Muskoka Chairs • Saunas
Bedding • Lighting • Decor • Pool Tables • Hammocks

info@logfurnitureandmore.ca • 800.557.0985 x 2

DO YOU HAVE A FUR COAT IN YOUR CLOSET?




**DID YOU WEAR
THAT COAT?
NO?**

**WE CAN
HELP.**





**Leaders in the International Fur Trade in the 3 R's
RECYCLE, REUSE and REDESIGN**

*Internationally inspired pattern design combined with
Canadian workmanship in downtown Peterborough*


**ALSO
AVAILABLE
FUR COAT
STORAGE**

ULC approved state-of-the-art cold storage vault to keep your furs at their best • Protect your fur investment from heat, mildew, insect damage & theft • Free pick-up and delivery service



**CAHILL'S
OUTERWEAR
SPECIALISTS**

705-745-5245
1-866-808-6241
134 Hunter St. W., Peterborough
www.cahills.ca



SILVER CREEK PONDS

We know ponds....

Bring This Ad For A
Chance To Win A Free (Internet)
Pond Consultation & 100
6-8 inch Rainbow Trout
(\$400 VALUE)

We naturally balance your pond's biological ecosystem by significantly reducing algae, weeds and pond odors; resulting in greatly improved water quality for an aesthetically pleasing fishing and swimming pond.

FISH FOR STOCKING

Rainbow, brook and brown trout in various sizes available year-round.
Bass, sunfish, perch and more available in season.

EQUIPMENT & SUPPLIES

Pond fountains, surface aerators, pond aerating windmills, air blowers, Nature's Pond Conditioner pond treatments, aquatic weed eradicators, pond nets and algae seines, high volume waterfall pumps, runner pond liners and much more.

CONSULTATION SERVICES

As a professional biologist with 35 years' practical experience, I assess the cause(s) of your pond issues and provide long-term practical biologically-sound solutions. We also assist with permit requirements, develop new pond designs and provide excavation advice and contracts.

SILVERCREEKPONDS.COM 519.833.2559 ERIN

gardening



Hydrangea

labels carefully. As with most evergreens, it can be susceptible to wind burn and needs to be protected from strong winter winds.

CEDAR: Probably the hedging you are most familiar with, cedar is an ideal choice where a tall, slim, year-round privacy screen is needed. White cedar, black cedar, even emerald cedar will work well. Rest assured, cedar trees don't specifically attract mosquitoes though any moist and shady spot will! Prune annually in mid-July for best results.

HEMLOCK: Although Canadian hemlock grow as large trees in the wild, they are sometimes sold in shrub form for use as hedges. Prune hemlock hedging twice per year, from late June to late August, for the first three years to encourage dense growth. After three years, prune once in late June, just don't cut the leader until it's at the desired height.

NORTHERN PRIVET: A lovely fast-growing deciduous hedge of about six feet in height. It has small bright green leaves and enjoys getting trims.

ALPINE CURRENT: A very hearty mid-sized deciduous shrub with interesting leaf shape. It also tolerates high winds, cold and road salt well.

PYRAMIDAL ENGLISH OAK, HORNBEAM, DAWYCK BEECH: Perhaps not the typical scenario that most people think of for hedging, but really, any narrow deciduous tree can be planted tightly in a row to style a tall hedge. These work well where a tall screen is needed but spacing is tight. They can look very stately.

LILAC, DOGWOOD, ROSE OF SHARON, SPIREA, BURNING BUSH, HYDRANGEA, WEIGELA: Many garden variety deciduous shrubs can be trained as hedges, just be sure to prune yearly to achieve the desired height and width. It's also imperative that if you'd like your hedge to flower, prune at the correct time of year so that you aren't removing the flower buds prematurely. A good rule of thumb is prune late-flowering shrubs in early spring and spring-flowering shrubs after flowering.

The amount of space you have and how dense you'd like your screen will determine the number of rows you plant. For large spaces, consider planting a double row to make a hedge fill in twice as fast. Spacing between rows is based on crown width, but at a minimum try to avoid root crowding by setting at least



Hornbeam

12- to 24-inches apart, measuring from the centre of the plant. Spacing will depend on the type of shrub or tree chosen, how close you'd like them at maturity, and your patience level. Keep in mind, when planting in rows close together, trees and shrubs will not spread out as wide as if they were a single species in a landscape.

Start training your hedge after it is established and growing vigorously. Generally this takes one to two years after planting. To train, trim top and sides as required for the species, removing about one-half the length of new shoots. Ideal hedge shapes are wider at the base than the top to allow sunlight to reach the lower leaves.

It can take a few years after planting for a new hedge to take shape and start looking great. Be patient, they are worth the investment! **OH**



Yew



360°

TAKE A VIRTUAL TOUR
on our website

Scan for a VR Tour



2017 Awards

- ◆ Global Innovation Finalist
- ◆ Manufacturer of the Year

2018 Awards for Excellence

- ◆ Home Design 2001-3000 sq. ft.
- ◆ Home Design 3001-4000 sq. ft.
- ◆ Home Design More Than 4001 sq. ft.

2019 Awards for Excellence

- ◆ Marketing (Print, Social Media, Brochure)
- ◆ Home Design 3001-4000 sq. ft.
- ◆ Best Log & Timber Home of the Year

www.TrueNorthLogHomes.com

1 (800) 661-1628

info@truenorthloghomes.com



Habitat EXPERTS

HELPING TO MAKE YOU FEEL AT HOME.

PHOTOGRAPHY WALTER FRANCZYK

HOLLY YOUNG SALES ASSOCIATE LINDA TWOHEY & HEATHER TWOHEY OWNERS

Twohey Home

Twohey Home has been a family-owned and operated furniture and mattress store since 1959. Our recently renovated showroom in Peterborough is sure to please everyone with its bright, clean, modern aesthetic. We keep everything personal with curated collections of contemporary furnishings, lighting, rugs and accents – furniture designed and built for you that will last a lifetime.



HEATHER AT HOME

Neighbourhood: A private lakeside retreat. **Favourite Room:** My bed sitting room – a quiet place to reflect before the start of my day with my three dogs and lake views. **Project:** Media room revamp. **Favourite Meal:** Homemade hamburgers on the barbecue. **How Do You Relax?** Fishing with my kids.

AT WORK

Current Projects: Furnishing clients' homes, cottages and businesses. **Philosophy:** Great service, selection and price. **Goal:** Creating long-lasting relationships with our customers and their families. **Inspiration:** Modern, clean and classic, functional interiors. **Trends:** We try not to get caught up on trends. Keep it simple. If you love, it buy it!

BOB LAFONTAINE

SALES REPRESENTATIVE

Stalwood Homes

Rated Northumberland's best builder for many years, Stalwood Homes is built on a foundation of respectful customer rapport. "It's about being good to people that matters," says company president Al Rose, who built his first custom home in 1985. Customers are not just retirees looking for a slower pace, but first-time buyers and young families searching for affordable homes and quality of life. The company has four developments under way. Cobourg's East Village offers single, semi-detached, townhome and condominium designs. Deerfield Estates is built on estate lots in Baltimore. Glens of Antrim provides a country lifestyle in Grafton while Orchard Gate offers single detached and semi-detached homes, as well as townhomes in Brighton.

Continued on page 54

AT HOME

Neighbourhood: I live in the same neighbourhood that we are building in. **Local Pleasures:** Going for an evening walk with my wife. **Hobbies:** Rock collecting. **Favourite Meal:** Comfort food. "A casserole would be just fine." **Future Projects:** Backyard beautifying. **Holiday Place:** My wife and I are homebodies.



AT WORK

Your Specialty: My strong area is sales. I wear different hats as the situation requires. **Expertise:** I have been with Stalwood Homes for the past 15 years involved in home sales for the past 32 years. **What's Surprising:** I am amazed at how much I still have to learn. **Inspiration:** Stalwood Homes owner Al Rose. He makes everyone on the team feel like they are the best at what they do. **What's New:** Stalwood has managed to stay ahead of the curve with innovative designs and increased home efficiency. **Goals:** My personal goal is to make the new home buying process as stress-free as possible.

JESSICA PAYNE
PRODUCTION MANAGER
& IAN KERR
OWNER

Kerr's Home Products Ltd.

In business for 35 years, Kerr's Home Products manufactures, supplies and installs interior trim, doors, radius window casings, fireplace mantels and railings. Kerr's is renowned for its pre-hung door frame, known as Prestoframe, an innovation that allows doors to be installed and framed in less than 10 minutes. It supplies door hardware, shelving and crown mouldings. Its custom work creates unique ceilings, railings, mantels and radius trim in renovations and new construction. "We make your house become a home," says production manager Jessica Payne. Half walls and interior columns are also available. The company's plant is located in Peterborough's industrial park on Neal Drive.

Continued on page 56

IAN AT WORK

Current Projects: A Victorian home renovation. For Linwood Custom Homes we're doing the Princess Margaret Home Lottery Dream Home. **Philosophy:** We run business like a family. If you need to take time off to go somewhere, family comes first. We care about our people. **Inspiration:** I like working. It's fun to watch the business. It's growing. **Goals:** I'd like to retire one day. **Trends:** We went from Victorian to colonial and now we're doing modern. The goal is to understand where the customer is coming from and help them with their style.



JESSICA AT HOME

Neighbourhood: Keene. In the country. **Favourite Room:** The kitchen. It's where all the buzz is, where the kids are playing and dinner's cooking. **Future Projects:** We're going to redo the front stairs of our house. Our deck also needs a little bit of attention. **How Do You Relax:** I do yoga. That's about the only thing I do that's relaxing. **Favourite Dish:** I make a mean roasted potato.



NORMERICA TIMBER HOMES & COTTAGES

Visit normerica.com for a sample of our stunning custom home and cottage designs.



info@normerica.com 1.800.361.7449 normerica.com



PETER SELLORS

PRESIDENT
Greenville Soapstone Company

Greenville supplies countertops, fireplaces, tile and sinks – anything that can be made in stone. Soapstone is the only natural quarried stone that is non-porous. It will not stain with anything, says Peter. There is no chemical sealer. Soapstone is chemically inert so it's resistant to lemon juice, all acids, bacteria and is completely heat-resistant.

Continued on page 58

AT WORK

Current Projects: Everything from large kitchens to small fireplaces and vanities. **Latest Trends:** Soapstone is used for everything. **Goal:** Satisfying every customer. **Favourite Jobs:** We take pride in every job that we do. We like to do it all. **Inspiration:** Stuff a little out of the ordinary. Large projects, large fireplaces, custom sinks.

AT HOME

Projects: A 1975 Airstream, a 31-footer that's being completely renovated. **Neighbourhood:** Out in the country. **Hobbies:** A lot of canoeing and fishing. **Favourite Meal:** Steak every Friday night. **How Do You Relax?** Getting the boats out and fishing.



OUR inspiration becomes YOUR reality

Home Tours, Style Ideas, Recipes & DIYs

Follow OUR HOMES on Pinterest, Facebook and Instagram for the latest updates.

RECENT TOP PIN
Home Tour / London

RECENT TOP POST
Home Tour / Grafton

RECENT TOP POST
Home Tour / Owen Sound

celebrating life at home
ourhomes.ca

people

WARREN ROSE

DIRECTOR OF SALES & PUBLIC RELATIONS

Monaghan Lumber Specialties

Proudly serving Peterborough, the Kawarthas and Ontario for over 30 years, Monaghan Lumber Specialties is a premier choice for your next design, new build or renovation project. Monaghan Lumber consistently offers quality, tasteful selections and great value. “We enjoy working closely with our customers,” says Warren. Monaghan supplies builders, contractors, designers, and DIY homeowners alike. Customer service is paramount, proving we are “King of the Woods.” **OH**



AT WORK

Current Projects: Exceptional exteriors and interesting interiors, residential renovations, custom rural and lakeside new builds. **Latest Trends:** Exciting hybrid designs, fusion of classic and contemporary, character in wood tones and textures. **Business Goals:** Proactively evolving in the industry and expanding our core product lines. Keeping customer service and experience both unique and top priority. (Check out our new app.) **Inspiration:** Striving to be an integral part of the many talented individuals and teams within our industry and community.

AT HOME

Neighbourhood: Cavan Hills west of Peterborough. **Favourite Room:** Living room, with family and friends by the fire. **Favourite Meal:** Steak dinner on Saturday night. **Favourite Pastime:** Coaching local minor sports. **How Do You Relax?** At home with family, enjoying great food, drink and music.



Buying or Selling - Jo Pillon Is Your Real Estate Service Professional



Jo Pillon - Sales Representative



Royal LePage Frank Real Estate
Brokerage Peterborough
ph: 705.748.4056 • cell/direct: 705.875.4958
jopillon@royallepage.ca • lookingforahome.ca

SUBSCRIBE



Now receive OUR HOMES premium local magazines directly in your mailbox!

OUR HOMES publishes 14 regional magazines quarterly. View them all online at ourhomes.ca!

CHOOSE YOUR REGION(S) & SUBSCRIBE TODAY:
subscribe@ourhomes.ca | 705.445.5065 x200

ourhomes
celebrating life at home

Oh sure they look adorable...



...but we all know kids and pets are hard on your floors. Hardwood scratches, carpet stains, and laminates don't stand up to moisture. What's the solution?

Introducing our new super durable **VINYL PLANKS**. Waterproof, scratch resistant flooring that is tough as nails and the graphics are incredible! They authentically replicate hardwood and tile floors so well that your guests will be amazed when you tell them.

At **Focus Flooring** we have a huge selection of vinyl planks with great prices. Installation is available by our own in-house professionals. Come into our showroom today and we'll show you what's new and cool for your floors!



774 Rye Street Unit 6
Peterborough
705.876.0795

focusflooringcentre.com

hardwood . ceramic . carpet . vinyl . laminate

SEE OUR DIRECTORY FOR ALL CONTACT INFORMATION.



KB PREFAB

For over 38 years Kidd Bros Construction has been building and renovating in the Peterborough and surrounding areas.

The company has now evolved into the **KB Group of Companies Ltd**, comprising of speciality companies providing services and products to help custom builders and homeowners.

The first spin off company is **KB Insulators**, offering a wide variety of products from spray foam to BIBS (blown in blanket system), cellulose and fiberglass blown in for attics as well as mould remediation and asbestos abatement.

The second company is **KB Basement Technologies**. This is a complete waterproofing company for leaky foundations.

The third company is **KB Exteriors** and is a company that offers everything from siding to railings and decks.

The fourth company is our newest and latest **KB Prefab**, offering prefab cottage and garage packages. These packages are manufactured here at our state-of-the-art facility where the quality is controlled.

Our motto is "We are not in the business of letting people down."

As a local company, we care about our customers and the value that they receive.

705.742.3480
2085 Whittington Dr, Cavan
kbprefab.com | kbg-ltd.com

(Please see ad on pg 41)



GET STAGING & DESIGN

Hi there, I am **Corinne Jenden-Selway**, owner and designer/stager of **Get Staging and Design**. I am in the real estate staging business and work with real estate agents and homeowners who are determined to secure the most equity in the shortest amount of time when selling their homes. Staging is a powerful and practical marketing strategy that I use to enhance the features of a property for sale. If you understand the importance of detailing a car before it is sold then you will understand the importance of staging a property for sale.

If you have or are looking to put your property for sale, be it occupied or vacant, it has to be done well. I will tell you that 'good staging is not cheap and cheap staging is not good' and that is why you should seek the advice and help from a trained professional.

I am a proud member of RESA (Real Estate Staging Association), a Certified Staging Professional (CSP), Certified Colour Consultant (CCC) and a Vacant Staging Specialist (VSS). I will help take the stress out of getting your property ready for sale and reaching its full potential.

If you want to make your home easy to sell, make it easy to buy. STAGE IT! with Get Staging & Design.

705.879.9119
Corinne@GetStaging.ca
GetStaging.ca

(Please see ad on pg 43)



STALWOOD HOMES

At **Stalwood Homes**, our commitment to quality is non-negotiable. We began building custom homes almost 25 years ago.

The founding principles that have made those homes so highly sought after on the resale market can be found in the custom communities we build today. "Quality without compromise." It's that simple. Backed by only the most skilled trades and a highly knowledgeable staff, we make the bridge from fantasy to reality a seamless process. What else sets Stalwood apart? Our careful attention to detail; homes built to last; being responsive to our client's needs; building for the future, while honouring our architectural past; and standing proudly behind every Stalwood Home that we build. It's a way of life at Stalwood, and it's what we do best.

Standing by our motto you can see why Stalwood Homes has been voted Northumberland's Best Builder for eleven consecutive years. Come discover the Stalwood Difference.

Our current communities include:

- East Village, Cobourg
- Deerfield Estates, Baltimore
- Glens of Antrim, Grafton
- Orchard Gate Estates, Brighton

Show Homes open daily and by appointment. Hours of operation are listed on our website.

905.372.4179
stalwoodhomes.ca
44 University Ave W, Cobourg

(Please see ad on pg 9)



MCMILLAN REFRIGERATION, HEATING & AIR CONDITIONING

Locally owned and operated, **McMillan Refrigeration, Heating & Air Conditioning** has been providing the ultimate in air conditioning, heating efficiency and comfort for residents throughout Peterborough and area since 1959. That's over 60 years!

Our goal is to provide quality service, maintenance and repair to most makes and models during any season, whether at work or home. We help customers find the right solution for cost effective, efficient and reliable heating and cooling systems. We have a solid reputation, built upon our ability to finish the job on time, on budget, and always done right the first time!

Our technicians are trained with the most up-to-date information and technology to ensure our work meets or exceeds industry standards. This is all backed with a 10-year parts and labour guarantee (with an option to extend to 20 years), setting us apart from competitors.

We also offer 24-Hour Emergency Service.

Check out our website for a host of helpful hints, articles and product information and the best way to get the most from your heating or cooling system.

We Care About Efficiency + Top Quality Products + 24 Hour Emergency = McMillan Refrigeration, Heating & Air Conditioning, that's 60 Years In The Making!

705.742.5628
655 The Queensway Unit #15,
Peterborough
mcmillanrefrigeration.ca

(Please see ad on pg 35)



NEWCASTLE HOME DÉCOR & DESIGN

Newcastle Home Décor & Design has been thriving in the quaint village of Newcastle since 2002, offering its residents and surrounding communities a one-stop shop to home beautification.

Debbie Miller, owner of NHD&D, is a proud Benjamin Moore paint retailer and schedules in-home visits as a Certified Benjamin Moore Colour Specialist to clients requiring paint and colour advice.

We are so much more than a paint store though. NHD&D prides itself in providing not only colour consultations, but also custom window treatments, blinds and shutters, custom furniture, accents and accessories for the home as well as chalk paint for the DIY enthusiast.

Within the past three years, the store has grown to include a Design Team offering full service Interior Design/Decorating assistance. Design Packages are available for clients who are requiring help with their home renovations or needing that expert eye to pull everything together. From interior finish selections, sourcing furniture, lighting, rugs and accessories, to space planning for better flow and functionality, our Design Team will take the guesswork out, so their clients can fall in love with their home all over again.

Stop by for a visit today or online:
newcastlehomedecor.net
905.987.1575

80 King Ave E, Newcastle

(Please see ad on pg 11)



O.P.S. MAKING THE BEST OF YOUR VACATION

Every year we talk about being prepared, carrying a spare propeller, safety gear, tools etc.

This year we'd like to speak about *ethanol fuels, yearly service and proper storage*.

As some of you are aware, there are problems with ethanol fuels, their use in recreational vehicles and storage. If your gas is sitting in your tank for periods of time not being used, water begins to appear in your fuel and fuel system. Eventually even acids are being produced, attacking your carburetor and internal fuel systems. We have seen aluminum carburetors destroyed from this chemical reaction. We are therefore advising all of our customers to use non-ethanol fuel or premium fuel. We are also recommending the use of an ethanol stabilizer, which we carry.

To properly maintain your recreational vehicle we recommend that a licensed mechanic and/or facility is used to store it at the end of the season. They provide proper fuel stabilization; oil changes; engine and gear case; and vehicle covering. We also recommend that a proper facility prepare your vehicle for the new season.

These tips can save you lost time while enjoying your vacation. We encourage you to come see the staff at **O.P.S.** for all your recreational needs.

- Props • Tune-ups • Marine
- Snow • ATV • Repairs • Proper Storage

Looking forward to serving you with a smile again this year.
705.652.0227

2055 Buckhorn Rd, Lakefield
onlypropellerservice.com

(Please see ad on pg 35)



JO PILLON – ROYAL LEPAGE

SERVICE. Somewhere along the line in our busy lives, the concept of SERVICE has become obsolete – the exception, rather the rule. My experience over the years has enriched me with the knowledge and understanding of the service industry in which Real Estate is so important. 20 years in the optometric field was rewarding because I worked for my patients, it was an easy transition to serving my clients with the same respect, caring, and SERVICE that goes the extra mile. When asked what I do for a living, I reply – "I deal with people's hopes and dreams, and often their life savings".

Trust in your representative, be it Buying, or Selling, is imperative in a successful venture. SERVICE to my clients is my obligation as a REALTOR, and my joy as a human being to provide each and every one the courtesy, respect and integrity I bring to the table.

Royal LePage is more than 100 years old. A Canadian company, proud to carry the slogan HELPING YOU IS WHAT WE DO. My heart is in that slogan, and my personal statement – It's SERVICE that sells homes. **Jo Pillon**, your SERVICE professional. Award winner for twelve consecutive years, 2018 Directors Platinum Award Winner – representing the top 5% in the marketplace.

Jo Pillon – Royal LePage
Frank Real Estate Brokerage
Peterborough
705.748.4056 or
cell: **705.875.4958**
lookingforahome.ca

(Please see ad on pg 59)



LEGENDARY GROUP

The construction scene is evolving, with homeowners now embracing the ideals behind prefabricated homes. **Legendary Group** is a Custom Prefab Home and Cottage Manufacturer who has, over the last 25 years, developed a unique panelized construction method which combines traditional handcrafted post and beam construction with unsurpassed factory precision and efficiency.

While there are plenty of benefits to prefabrication, **Milan Smeh**, founder of Legendary Group, puts quality control at the top of that list. "Our homes are built in an enclosed facility, under ideal conditions and not exposed to, or damaged by, the elements during construction. This allows the Legendary Team to work with more efficiency than any site framing crew, and to guarantee that home packages are delivered on time, and on budget; another benefit that cannot be understated!" What's more – Legendary's homes are installed, and under lock and key, in just 2-3 days!

Legendary's homes feature insulated and pre-finished cathedral ceilings, stunning exposed structural timber, and open concept living. Plans range in size from 500 sqft – 3000 sqft and can be customized to suit your needs. Whether it's a small off-grid cottage or a year round multi-generational retreat, the team at Legendary Group is ready to deliver on your prefab dreams!

705.444.0400 | canadaprefab.ca

(Please see ad on pg 15)

Pavlova is named after
Russian ballerina
Anna Pavlova.



PAVLOVA

with citrus curd

THIS MERINGUE-BASED DESSERT IS CRISPY
ON THE OUTSIDE AND SOFTER INSIDE.
CITRUS JUICE AND BERRIES MAKE IT
SUMMER FRESH.

RECIPE AND PHOTOGRAPHY
JENELLE MCCULLOCH

Pavlova

INGREDIENTS

4 egg whites

Pinch of salt

¼ cup cold water

1 ¼ cup sugar

1 tsp vanilla extract

1 tsp vinegar

1 Tbsp + 1 tsp cornstarch

DIRECTIONS

Preheat oven to 300°C. Line a baking sheet with parchment paper. Draw a six-inch circle in the centre on the side of the parchment that will face down. This will be your guide when you shape the pavlova.

Combine egg whites and salt in a stand mixer and beat on medium-high until stiff peaks are formed. Be careful not to over-whip the egg whites at this stage. The egg whites will be thick and foamy and a peak will form when the beater is lifted out of the egg. Turn the mixer to low and slowly add the water and then the sugar. Turn the mixer back up to medium-high and beat until stiff peaks are again formed. The eggs will be thick and glossy. Remove bowl from mixer and fold in vanilla, vinegar and cornstarch.

Pile the meringue onto the circle on the baking sheet. With a spatula, smooth edges and top of the pavlova so it almost forms a dome. If preferred, create ridges in the side of the pavlova by swiping the sides in an upward motion.

Bake the pavlova for 30 minutes. Do not open oven! Turn oven down to 275°C and bake for another 45 minutes. Let cool completely in the oven for an hour or overnight. It is normal for the pavlova to crack and the centre to sink in.

Remove from oven when cool.



Citrus Curd

INGREDIENTS

4 egg yolks

¼ cup citrus juice of choice
(lemon, blood orange, etc.)

1 tsp citrus zest

⅓ cup sugar

3 Tbsp unsalted butter

DIRECTIONS

Combine all ingredients in a double boiler and heat on medium-high, stirring continuously until mixture thickens and coats the back of a spoon. Strain curd through a fine

mesh sieve into a bowl. Cover the top of the curd with plastic wrap directly on the curd and chill until cooled.

GARNISHES

Fresh whipped cream

Berries

Mint

Powdered sugar

ASSEMBLE PAVLOVA

Assemble shortly before serving. Fill the centre of the pavlova with curd, whipped cream and berries. Garnish with mint and powdered sugar. **OH**

online

Get more recipes at ourhomes.ca/mag/cook



You'll Love Our Garage Doors Inside and Out

Thermacore® Collection insulated garage doors from **Overhead Door** are built to deliver superior thermal efficiency to resist the heat and cold.

Eye-catching designs. Innovative construction. A vast selection of choice and colours to give your home the perfect look.



*Trust the experts.
The people who invented
the upward-acting garage
door in 1921.*

The Genuine. The Original.



705-748-2690 www.overheaddoorptbo.ca

STEEL TILE^{co.}
METAL ROOFING MANUFACTURERS

1.800.461.5567
tileinfo@steeltile.com
f t i n



A LIFETIME OF PROTECTION FOR YOUR BIGGEST INVESTMENT
Come Explore the Benefits & Discover the Lifelong Durability
of a Steel Tile Metal Roofing System!

Family Owned Since 1986!

3487 Thomas St., Innisfil
Showroom Open to the Public: Monday - Friday: 8am - 5pm
www.steeltile.com

directory

OUR HOMES attracts the area's finest businesses to advertise in our pages, and utilize our unparalleled distribution and coffee-table appeal to market their products and services. We're making it easier for you, our readers, to become educated as you plan your home- and real estate-related purchasing decisions. View these business ads online at ourhomes.ca/peterborough. The listings below are organized alphabetically by industry.

APPLIANCES

Peterborough Appliances, 68

AQUACULTURE/AQUATIC WEED CONTROL/POND MAINTENANCE

Silver Creek Ponds, 49

ARBORICULTURE/ARBORIST

Logan Tree Experts, 34

ARCHITECTS/ARCHITECTURAL DESIGN/ARCHITECTURAL TECHNOLOGISTS/DRAFTSMEN & DESIGN

Normerica, 55

Your Own Design, 35

ART SUPPLIES

META4 Contemporary Craft Gallery, 29

ART/ARTISANS/ART GALLERIES/STUDIOS/WORKSHOPS

META4 Contemporary Craft Gallery, 29

AUTOMOBILE

Currie Tire Limited, 34

BOATING

O.P.S., 35, 61

BUILDERS

1867 Confederation Log Homes, 13
Chemong Home Hardware Building Centre, 4

KB Prefab, 41, 60

Legendary Group, 15, 61

Linwood Custom Homes, 67

Normerica, 55

RWH Construction, 2

Stalwood Homes, 9, 60

Trillium Eco-Builders, 19

True North Log Homes, 51

Your Own Design, 35

BUILDING/LANDSCAPE SUPPLIES

Monaghan Lumber Specialties, 27

CABINETS & MILLWORK/CARPENTRY/FINE WOODWORKING/CUSTOM FURNITURE

Cabinetree, 3

Log Furniture & More, 49

CLOTHING/FASHION/FOOTWEAR/JEWELRY/LUGGAGE & LEATHER GOODS

Cahill's Outerwear, 49

COUNTERTOPS

Delray Granite, 6

Greenville Soapstone Company, 41

DOCKS

Kawartha Docks, 49

DOOR/CABINET/DECORATIVE HARDWARE

Kawartha Hardware, 34

ELECTRICAL

Norm's Cash & Carry, 34

FABRIC/UPHOLSTERY/CANVAS

Restwell Upholstering Co. Inc., 35

FIREPLACES & STOVES/ACCESSORIES

Southern Comfort Hearth & Home, 7

FLOORING

Focus Flooring Centre Inc., 59

Monaghan Lumber Specialties, 27

Sine's Flooring, 29

Trackside Interiors of Peterborough Inc., 35

FOOD & DRINK/RESTAURANTS/CATERING/DELI

NaKeD Chocolate, 35

FURNITURE & HOME DECOR/ACCENTS/GIFTS/COLLECTIBLES

Lakeshore Designs, 29

Lockside Trading Company, 10

My Favourite Things, 43

Southern Comfort Hearth & Home, 7

Twohey Home, 45

HEATING & COOLING

McMillan Refrigeration, Heating & Air Conditioning, 35, 60

HOME IMPROVEMENTS/RENOVATIONS

Home Hardware, 5

KB Prefab, 41, 60

Kerr's Home Building Products, 8

Trillium Eco-Builders, 19

HOME SECURITY

Trent Security Systems Ltd., 35

INTERIOR DECORATING/INTERIOR DESIGN/HOME STAGING

Get Staging & Design, 43, 60

Lakeshore Designs, 29

KITCHEN & BATH

AyA Kitchen Designs, 43

Brandom Kitchen & Bath, 14

Burke's Kitchens and Bath, 34

Harwood Kitchens, 9

Kitchen Cabinet Solutions, 35

MANTELS/MOULDINGS

Kerr's Home Building Products, 8

OVERHEAD/GARAGE DOORS

Overhead Door, 63

PAINTING & DECORATING

Benjamin Moore, 11

Charlotte Paint & Wallpaper, 11

Cobourg Paint & Wallpaper, 11

Colour Concepts, 11

Home Hardware, 5

Newcastle Home Décor & Design, 11, 61

Village Paint & Paper, 11

PLUMBING

M & J Plumbing, 34

Norm's Cash & Carry, 34

REAL ESTATE

Exit Realty Liftlock Brokerage – Stephen Coughlin, 34

Royal LePage Frank Real Estate – Susan Bowie, 8

Royal LePage Frank Real Estate – Jo Pillon, 59, 61

ROOFING

Steel Tile Co., 63

WINDOW TREATMENTS

Howie's Blinds, 34

Sine's Flooring, 29

WINDOWS & DOORS

Kerr's Home Building Products, 8

Advertise With Us



Give your business the benefit of premium exposure and connect, like never before, to our extensive targeted readership!

Premium
high gloss
coffee table
magazine

Most targeted distribution via
neighbourhood and personalized mail
delivery to high value households and
businesses throughout the area

Distribution throughout select fine
furniture stores, real estate offices, builder
show homes, golf and country clubs and
other high value, high traffic locations

OUR HOMES publishes 14 regional magazines
quarterly in the following LOCAL markets:

- Barrie/Orillia/Midland • Grey Bruce • Hamilton • London • Muskoka • Niagara
- Oakville/Burlington/Mississauga • Ottawa • Peterborough • Southern Georgian Bay
- Toronto & York Region • Region of Waterloo • Wellington County/Orangeville/Caledon • Windsor


CONTACT US FOR MORE INFORMATION:

Lisa Leonard Account Executive **T:** 705.750.7736 **E:** lisa.leonard@ourhomes.ca

Suzanne Strong Regional Account Executive **T:** 705.446.4877 **E:** suzanne.strong@ourhomes.ca

Lisa Ormsby Client Retention, Sales & Distribution

T: 705.445.5065 x200 or 1.877.600.4840 x1 **E:** lisa.ormsby@ourhomes.ca



STYLE • COMFORT • IDEAS • REAL ESTATE
ourhomes
celebrating life at home

OUR HOMES is committed to ensuring the businesses above appear under the correct headings. To make a correction, or to have your business listed under more than one heading, please email lisa.leonard@ourhomes.ca or lisa.ormsby@ourhomes.ca. To have your business listed in our Home Resource Directory, call us to advertise at 705.750.7736, 705.445.5065 x200 or 1.877.600.4840 x1.

finishing touch



PORCELAIN OUTDOOR TILE

PERMACON

MIRAGE
NOON:
DAYLIGHT

MIRAGE
NOON:
CHARCOAL

MIRAGE
NOON:
EMBER

beautiful HARDSCAPES

Living outside is what we do in summer. It's true, outdoor recreation rooms are a huge splurge. Just imagine the possibilities. We've picked a selection of must-have hardscape materials to create your backyard oasis.



This water feature was built using U-Cara in Pitched Granite Fusion accented with Umbriano in Midnight Sky and Natural Stone in Greyfield.



STONE SURFACES

UNILOCK

PITCHED
GRANITE
FUSION

GREYFIELD



BONDED FACADE:
Zenith, Solid Collection.
OUTDOOR COUNTERTOP:
Orix, Industrial Collection.
FLOORING: Nilium,
Industrial Collection.



CONTEMPORARY OUTDOOR SURFACES

DEKTON BY COSENTINO



NATURAL STONE VENEERS

ERTHCOVERINGS

FOSSIL:
CASCADE

FOSSIL:
LAVASTONE
& CASCADE

ROCKFACE:
CARIBOO



DESIGNER STONE

SHOULDICE

Q-STONE:
ALMOND

ESTATE STONE:
HAMPTON

Custom Home Building Made Easy For Over 50 Years



The Better Way To Build
linwoodhomes.com | 1-855-922-2824

LINWOOD
CUSTOM HOMES



KitchenAid 1919 100 2019

CELEBRATE WITH THE LIMITED EDITION KITCHENAID RANGE

PETERBOROUGH APPLIANCES

Your Appliances Superstore

Learn more by visiting Peterborough Appliances

1.888.680.6220 | 705.748.9781 | www.PeterboroughAppliances.com
Warehouse and Showroom located at 2849 Lakefield Road, Peterborough