

MID-SUMMER 2019

STYLE ■ COMFORT ■ IDEAS ■ REAL ESTATE

ourhomes

PETERBOROUGH KAWARTHA LAKES COBOURG DURHAM REGION PORT HOPE

LAKEESIDE makeover

XXXXXXXXXXXXXXXXXXXX

Beautiful
IN BALTIMORE

HOMEMADE
APPLE CIDER

COOL
ENERGY
SAVING TIPS

VINTAGE
TREASURES




LET'S BUILD A
LEGACY TOGETHER.



YOUR *Dream* KITCHEN AWAITS



*Use our
professionals to add
fashion and function
to your home.*



VISIT OUR DESIGN CENTRE FOR INSPIRATION:

13 Lindsay Street South, Fenelon Falls
705.887.4773 | rwhconstruction.ca

BURKE'S KITCHENS AND BATH

21 Francis St. West, Fenelon Falls, ON
705.340.1672 | burkeskitchens.ca



CUSTOM GRANITE • QUARTZ • SOAPSTONE • MARBLE
Onsite Warehouse
Over 500 Slabs To View

REPELS THE TOUGHEST STAINS.

Find expert service and every colour you can imagine at your locally owned Benjamin Moore® retailer.

CAMPBELLFORD **Village Paint & Paper** 22 Doxsee Ave S | 705.653.0179 | benjaminmoore.com

COBOURG **Cobourg Paint & Wallpaper** 34 King St W | 905.372.3841 | benjaminmoore.com

NEWCASTLE **Newcastle Home Décor & Design** 80 King Ave E
 905.987.1575 | newcastlehomedecor.net

PETERBOROUGH **Charlotte Paint & Wallpaper** 451 George St N | 705.743.5742
 downtownptbo.ca/business/charlotte-paint-wallpaper

PORT HOPE **Colour Concepts** 48 Mill St S | 905.885.8355 | colour-concepts.ca



©2019 Benjamin Moore & Co., Limited. Benjamin Moore, Regal, and the triangle "M" symbol are registered trademarks of Benjamin Moore & Co., Limited. 4/19



Outdoor Barbeques



Custom Shower Walls

1577 8th Line, Lakefield
 www.delraygranite.ca

705-652-0651
 delray@nexicom.net



We design and build
log & timber frame homes.

Always custom. Amazing support. The Total Package.

confederationloghomes.com



We know that shopping for a log or timber frame home can be a daunting task. After all, this is your dream home we're talking about. You can't trust just anyone with something this big.

Go to our website and learn about:

- Celebrating 40 years in business
- 3D virtual walkthroughs
- Browse over 100+ different floor plans
- Photo gallery of finished homes
- How to get started
- Attend a seminar *and much more!*



1-877-Go-2-Logs (1-877-462-5647)

There's no better way to
protect wood.

Only Beauti-Tone's Wood•Shield Best stains are made in Canada and specially formulated to withstand the extremes of our unique climate. Easy to apply, Wood•Shield Best stains have excellent adhesion and penetration, rejuvenating wood surfaces for long-lasting durability and protection – perfect for decks, siding, and more. Plus, they're available in all the right colours.



Beauti-Tone
CANADA'S COLOUR EXPERTS

Available exclusively at Home Hardware and Building Centre locations.
beauti-tone.ca



Interior Doors Trim, Railings & Mantels

Our Specialty



1(705) 741-1661
kerrshomeproducts.com

f @kerrshomeproducts | kerrshomeproducts.com

Advertise With Us

Give your business the benefit of premium exposure and connect, like never before, to our extensive targeted readership!



Lisa Leonard
705.750.7736
lisa.leonard@ourhomes.ca

Lisa Ormsby
705.445.5065 x200 or
1.877.600.4840 x1
lisa.ormsby@ourhomes.ca

ourhomes
PETERBOROUGH KAWARTHA LAKES COBBOURG DURHAM REGION PORT HOPE

REGIONAL PUBLISHERS Jamie Jefferson
Georgette McCulloch
REGIONAL MANAGING EDITOR Walter Franczyk
REGIONAL PRODUCTION MANAGER Marilyn Reid
MARKETING & ADVERTISING Lisa Leonard, 705.750.7736
lisa.leonard@ourhomes.ca
Lisa Ormsby, 705.445.5065 x200
lisa.ormsby@ourhomes.ca
Suzanne Strong, 705.446.4877
suzanne.strong@ourhomes.ca

REACH US EASILY: firstname.lastname@ourhomes.ca

OUR HOMES is a registered trademark of OUR HOMES MEDIA GROUP INC.
OUR HOMES Peterborough Region is published four times a year.

OUR HOMES is distributed via free pick up to residents of Peterborough, Kawartha Lakes, Northumberland and Durham Region. OUR HOMES is printed quarterly and available for free pick up at high traffic locations throughout the region. OUR HOMES is distributed throughout select B&Bs and hotels, Sobeys and to select business leaders via direct mail.

Please send all letters and/or feedback to OUR HOMES Magazine, 25 Elgin St., Collingwood, Ontario, Canada L9Y 3L6. Or email us at editor@ourhomes.ca.
All letters received are subject to editing for grammar and length.

OUR HOMES MEDIA GROUP INC:

EDITORIAL
EDITOR-IN-CHIEF Georgette McCulloch
DIGITAL EDITOR Rachael Havens
MANAGING EDITORS
Nancy Belgue, Walter Franczyk,
Mary Hatt, Cheryl Long,
Gina Makkar, Sara Martin,
Tiffany Mayer, Georgette McCulloch,
Melissa North, Merrilyn Patterson,
Heather Wright
ART
ART DIRECTOR Tara Chattell
ASSOCIATE ART DIRECTORS
Sheila Britton, Robynne Sangiuliano
DIRECTOR OF PHOTOGRAPHY
Jason Hartog
PRODUCTION
PRODUCTION DIRECTOR Lynn Derrick
PRODUCTION MANAGERS
Julia Dempsey, Kelly Donaldson,
Marilyn Reid, Tracy Shuttleworth
OPERATIONS
MANAGING DIRECTOR, SALES & MARKETING
Jamie Jefferson
jamie.jefferson@ourhomes.ca
MANAGING DIRECTOR, OPERATIONS
Georgette McCulloch
ACCOUNT EXECUTIVE Lisa Ormsby
REGIONAL ACCOUNT EXECUTIVE Suzanne Strong
BUSINESS DEVELOPMENT Kelly Craig
ACCOUNTING Tyler Annette
ACCOUNTS RECEIVABLE Cindie Tonon

CONTRIBUTORS

Sheila Britton, Tara Chattell, Harold Clark, Connie Jeske Crane, Kathleen Duncan, Walter Franczyk, Jason Hartog, Kelly Horkoff, Gillian Jackson, Sandy MacKay, Dawn McConnell, Jenelle McCulloch, Tamarisk McNalty Stephens, Dolores Pian, Robynne Sangiuliano, Max Wedge

Advertisements and the content, including photos, of advertisements published within OUR HOMES magazine are supplied solely by the advertiser and neither the publisher nor OUR HOMES Media Group Inc. accept responsibility for opinions expressed in advertisements or for copyright issues with regards to photos, advertising copy and advertisements, nor shall they be held liable thereby. By act of reading this publication, all advertisers and readers agree to indemnify and hold harmless both OUR HOMES Media Group Inc., and the publisher thereby. Copyright ©2019 OUR HOMES Media Group Inc. All rights reserved. Reproduction without permission is prohibited.

OUR HOMES CAN BE FOUND IN THE FOLLOWING MARKETS:

- Barrie/Orillia/Midland • Grey Bruce • Hamilton • London
- Muskoka • Niagara • Oakville/Burlington/Mississauga • Ottawa
- Peterborough • Southern Georgian Bay • Toronto & York Region
- Region of Waterloo • Wellington County/Orangeville/Caledon • Windsor



PROUD
SUPPORTER
Nature Conservancy of Canada

LOCKSIDE TRADING COMPANY



FURNITURE • HOME DECOR • LIGHTING • CLOTHING



**3 Time National Award
Winning Retailer!**



**Complimentary Interior Design
When Purchasing Furniture**



**It's more than just shopping...
It's a destination!**



**Your One Stop Shop
Year Round**



WINDOW TREATMENTS • INTERIOR DESIGN Residential & Commercial

www.lockside.com

Young's Point
2805 River Ave.
shop@lockside.com
1-888-714-0484



Haliburton
212 Highland St.
haliburton@lockside.com
1-705-457-5280



THIS EDITION OF OUR HOMES took intrepid photographer Harold Clark and me to a spot in the Kawarthas new to us.

Chandos Lake, northeast of Apsley, is where Cindy and Jack Gibson renovated an aging Viceroy cottage and transformed it into a modern new lake house. The lake view from the cottage is beautiful. Shaped like the business end of a fish hook, Chandos is a spring fed, natural trout lake. As one of the few Ontario lakes that supports the prized lake trout, Chandos is a designated fish sanctuary where ice fishing is not allowed. Its water contains sufficient calcium to guard against acid rain and to sustain crayfish, snails and other organisms, but not enough to allow an invasion of zebra mussels.

Jack and Cindy had been visiting long-time friends Krista and Rob Murray on the lake for many years when they found a real estate listing for what became their new, year-round vacation spot, just down the road from their friends. The cabin where they first visited the Murrays was one of the original four cottages on the lake when it was still called Loon Lake. There are now many hundreds of summer homes on Chandos.

Jack and Cindy's property was the site of Woods School from 1911 to 1946. During that time, enrolment peaked at 12 pupils, mainly from four local families. The school house is long gone and although the Gibsons haven't found any old ink wells or slate boards, Cindy suspects the periwinkle shrubs and lily of the valley that grow on their property were planted by some of its earliest inhabitants. Perhaps by some of the farming folk who, generations ago, used the lakeside cow path.

Cindy and Jack are both experts at construction and design. Over 30 years, they've worked together on many personal building projects. But Chandos has a special place in their hearts and cottage life has been a cherished part of their lives. It certainly shows. See the results of their renovations on page 24.

Walter Franczyk

Walter Franczyk, Managing Editor
walter.franczyk@ourhomes.ca

Follow us    Subscriptions subscribe@ourhomes.ca

online Get more at ourhomes.ca



COTTAGE
HOSTESS
WITH THE
MOSTEST



10 UNIQUE STORES!
OVER 40,000 SHOES, 25,000 BATHING SUITS, HUNDREDS OF DESIGNER BRANDS FOR MEN, WOMEN & KIDS. COTTAGE & KITCHEN. PLUS JEWELLERY, ACCESSORIES & ICE CREAM!



Open 7 Days A Week. Wed-Sat 9-9 & Sun-Tues 9-6
39 Bolton Street Bobcaygeon 705.738.2522

CONTENTS

MID-SUMMER 2019



48



36



24

ON THE COVER

An old Viceroy gets an overhaul on Chandos Lake. Story, page 24. Photography by Harold Clark.



16



34

LOCAL FEATURES

- 16 Style Picks** Enjoy these summer comforts at home.
- 24 Feature Home** A cottage makeover creates a new modern lake house.
- 34 Spotlight** High quality furniture and fireplaces at Southern Comfort Hearth & Home.
- 36 Home & Builder** Country living beckons in Baltimore.
- 52 People** Professionals to help make summer chores a breeze.

DEPARTMENTS

- 10 Editor's Note**
- 14 Advice** Wine Cellars
- 18 Good Taste** Homemade Apple Cider
- 20 Decorating** Wonderful Wall Treatments
- 32 Green Living** Cool Energy Saving Tips
- 44 Projects** Cutlery Caddy
- 46 Design Ideas** Vintage Finds
- 48 Crafty Ideas** Easy Floral Arrangements
- 50 Double Take** Luxe Living Room
- 64 Cooking At Home** Pulled Pork Banh Mi
- 65 Home Resource Directory**
- 66 Finishing Touch** Message Board



GET INSPIRED at SOUTHERN COMFORT



8 Callaghan Road, Lindsay • 705.324.2555

www.southerncomfort.ca

Whether you're building a new home, renovating or just looking for a fresh look make your destination Southern Comfort Hearth and Home for anything Furniture or Fireplaces.

Over 30 fireplaces, stoves and inserts on display in the showroom for all fuel types, gas/propane, wood, pellet and electric.

Visit our showroom filled with furniture, art, rugs, lighting, accessories and more.

NOW BOOKING : Wood Fireplace Sweeps and Gas Fireplace Cleanings



Interior Designer
Dolores Pian
shares her ideas.

WINE CELLARS

**WINE CELLARS AND
WINE-TASTING ROOMS
ARE COMING OF AGE.**

Wine collecting requires a special space of its own and more homeowners are installing wine rooms in new and existing homes to ensure the right bottle is on hand. With today's technology, refrigeration and modern materials, wine can be stored in almost any location. However, this 6,100-year-old beverage still requires tender loving care.

WINE IS FUSSY

Wine breathes through the cork and ages in the process. Too much oxygen makes the wine bitter. The pace of this breathing is faster at higher temperatures and slower at lower temperatures. Fluctuations in temperature and humidity accelerate the aging process.

WINE STORAGE

Wine requires a cool, dark space with higher humidity than the average living space. Wine does not like noise or vibrations from any source.

It doesn't like any temperature extremes; 45°F to 65°F are the best temperatures for serving wine and 55°F is the ideal storing temperature for long-term storage, regardless of your wine style. Wine storage rooms come in two types: passive and active.

Passive Wine Cellars such as caves, basements and closets are naturally cooler and only receive indirect sunlight. They minimize swings in temperature and damage to the wine.

Active (Cooled) Wine Cellars are fully climate-controlled and can be set to the perfect storage temperature and humidity level that ensures ideal conditions. They are more flexible and can fit into any large, small or odd space in your home.

MODERN DESIGN TRENDS

Glass enclosures allow you to show off your wine collection and can be built as tall or wide as you want. The choice of tempered glass used is extremely important. The insulation value should maximize the refrigeration, humidification benefits and UV protection that is required for wine rooms that are in direct contact with sunlight. Etched or frosted glass are decorative options.

Integrating wine cellar design into your space for that WOW factor. Placing wine storage in living areas, man caves or kitchens allows you and your guests to engage with the wine while you show off your collection.

A label-forward design draws attention to the label art. It creates an intimate, interactive experience between the user and the bottle of wine.

Metal and acrylic wine racking. These materials are gaining popularity in contemporary wine cellar design. They provide the same quality for storage as wood and can be much more cost effective.

Bridging old and new. Combining wood with metal or acrylic allows for more flexibility in a project design that is less stuffy and ornate and more contemporary and inviting.



MODERN DESIGN AND CONSTRUCTION CONSIDERATIONS

- ▶ Use LED lights and UV film for glass enclosures.
- ▶ No vibrating wall speakers and no noisy air conditioners. Insulate your mechanical air ducts or use a ductless air conditioner.
- ▶ Vent equipment heat outside.
- ▶ Storing multiple bottles of wine requires plywood backing for wall installation.
- ▶ Proper wall insulation, a vapour barrier and moisture-resistant green board walls are essential.
- ▶ Easy access to electricity.
- ▶ Moisture-resistant flooring is a must. Consider the insulation value of the floor and materials.

RETURN ON YOUR INVESTMENT (ROI)

A wine cellar is a high-end investment and, in some homes, it is a must-have upgrade. With an average bottle price of \$95, it pays to design your investment so it can add value to your home.

Galileo tells us: "Wine is sunlight, held together by water." Then sunlight and water hold together the truth in wine. Take good care of your truth. **OH**



Cabinetree
kitchen cabinets

**Beautiful Kitchens
Built In Peterborough**


Get **quality craftsmanship** and great prices by getting your kitchen directly from the manufacturer.

Call us for a free quote today!

705.745.9042 | Visit our Showroom 600 Neal Dr. Peterborough | www.cabinetree.biz



1



2

So good to be Home

Summer comforts make staying at home a delight.
PHOTOGRAPHY **WALTER FRANCZYK**



3



4



5



6

1 HOWIE'S BLINDS

Motorized Shutters
Hunter Douglas has combined iconic Palm Beach Polysatin shutters with PowerView Motorization. It elevates shutter operation to a whole new level of convenience. Tilt the louvers with a simple voice command.
416 Country Lane, Peterborough
705.750.0656

2 HARWOOD KITCHENS

Inspired By Nature
Dekton, a new, ultra compact surface by Cosentino for kitchens and bathrooms, is available in four levels of thickness and a range of colours and finishes. Highly scratch resistant and impervious to heat, it can hold hot pans, pots or kitchen utensils with no risk of damage.
27 Lansdowne St., Peterborough
705.742.6241 | harwoodkitchens.com

3 TWOHEY HOME

Blue Comfort
The Zane sectional is built with a Canadian-made hardwood frame, reversible seat cushions and metal stiletto legs. Back pillows are filled with 100 per cent down. There are lots of fabrics from which to choose. They all add up to a perfect way to lounge the day away.
129 Aylmer St. N., Peterborough
705.748.9551 | twoheyhome.ca

4 KERR'S HOME PRODUCTS LIMITED

Door
Dozens of different door styles, from wood-grained to textured or smooth panelled, are available from this Peterborough manufacturer and carpentry shop. A variety of shaker-style doors, french doors and sliding glass doors are available with associated hardwood trim and mouldings.
609 Neal Dr. Peterborough
705.741.1661 | kerrshomeproducts.com

5 TRACKSIDE INTERIORS OF PETERBOROUGH INC.

Innovative Flooring
Durable, easy to install and a breeze to keep clean, EZ Plus vinyl plank flooring by XL Flooring is available in four different colours, including Muskoka Falls, shown here. Nearly five-feet long, the planks are nine-and-a-quarter-inches wide. New colours are in the works.
3-982 Hwy. 7, Otonabee
705.748.4646 | tracksideinteriors.com

6 LOCKSIDE TRADING COMPANY

Slumber Spot
This Canadian-made, solid hardwood bed with matching night stands and lamps can be dressed with your choice of pillows and bedcovers at this popular year-round shopping destination. A wide selection of home décor and accessories for the home or cottage will surprise you.
212 Highland St., Haliburton
705.457.5280 | lockside.com **OH**

good taste

Homemade APPLE CIDER

RECIPE AND PHOTOGRAPHY
JENELLE MCCULLOCH

A classic fall favourite. This homemade apple cider is the ideal way to use some of those freshly picked apples.

INGREDIENTS

10-12 apples, cored and quartered
2 oranges, peeled and quartered
Cinnamon stick
4 whole cloves
8-10 cups water

DIRECTIONS

Place apples, oranges and spices into a stock pot. Add water until the fruit is covered.

Simmer over low heat for 2 hours.

Mash fruit and simmer for another hour.

Strain through a fine mesh strainer or cheesecloth.

Reheat to serve. **OH**

online

Get more recipes at
ourhomes.ca/mag/cook

Quality Annuals and Perennials • Award
Winning Display Garden • Unique Container
Gardens • Friendly and Helpful Staff

**1976-2019
CELEBRATING
40+ YEARS**

**GRIFFIN'S
Greenhouses**

3026 Lakefield Road 705.652.8638 or 877.647.4334
5 km N. of Trent University griffinsgreenhouses.com

Interco Fabrications

Docks, Marine Railways
Boat Lifts, Decks

**Your Total
Waterfront
Solutions**

705.295.4555 | Keene | intercodocks.ca

**Your Own
Design**

705.927.2172

HOUSE PLANS • SITE PLANS • HVAC PLANS • CONSULTATION
15 Trillium Court, City of Kawartha Lakes • www.yourowndesign.ca

**25th
ANNIVERSARY**

O.P.S.

**REPAIR
& SALES**

- Marine Repair • Propeller Repair
- Skeg Repair
- Aluminum, Stainless and Bronze
- ATV and Snowmobile Repair

Custom Welding

2055 Buckhorn Rd., Selwyn, ON
Phone: **705-652-0227**

YPG Link: www.onlypropellerservice.com

**MADE IN
CANADA**

**STRONG, SOLID
WOOD BUNK BEDS**

**Log Furniture
AND MORE**

SHOP ONLINE
www.logfurnitureandmore.ca

Shipped Directly to Your Home or Cottage.

Beds • Bunks • Dining Tables • Muskoka Chairs • Saunas
Bedding • Lighting • Decor • Pool Tables • Hammocks

info@logfurnitureandmore.ca • 800.557.0985 x 2

STEEL TILE^{co.}

METAL ROOFING MANUFACTURERS

1.800.461.5567
tileinfo@steeltile.com
f t i n

**MAKING A STATEMENT
WITHOUT SAYING A WORD!**

A LIFETIME OF PROTECTION FOR YOUR BIGGEST INVESTMENT
Come Explore the Benefits & Discover the Lifelong Durability
of a Steel Tile Metal Roofing System!

Family Owned Since 1986!

3487 Thomas St., Innisfil
Showroom Open to the Public: Monday - Friday: 8am - 5pm
www.steeltile.com

decorating

TREAT
YOUR

WALLS

STORY TAMARISK MCNALTY STEPHENS

Painted drywall is the traditional interior wall finish in new home builds and renovations. However, there are countless alternative materials and finishes for walls that can create a significant visual impact while also defining your style. Here are seven wall treatments and the areas of your home you might want to splurge on for the best investment.



PHOTO: MAX WEDGE

1. WALLPAPERS OR WALLCOVERINGS

Material: Rolls or sheets of grasscloth, paper, cellulose or vinyl. Whether foil, flocked, embossed, block printed or textured paper, there is an endless selection of patterns and colours.

Installation: It is generally recommended to hire a professional, but if you're up for a challenge, do-it-yourself types often hang their own paper. Ensure you do the proper prep work – plot out the install, level everything, smooth the surface, have all the tools required and know whether you have a pre-pasted wallpaper or if you require an adhesive. Always check the pattern repeat, as it will affect the coverage provided per roll.

Pros: Natural fibres breathe and add an element of Mother Nature to the space, while vinyl is highly durable, stain and moisture resistant, colourfast and scrubbable. You can completely change the overall look and feel of a space with a wallcovering.

Cons: Natural fibres are more delicate, less scrubbable and more susceptible to sun fading. Vinyl cannot breathe. If selling is in your immediate future, perhaps give wallpaper a pass as some potential buyers can be hesitant.

Application: An entire room or a simple accent wall. Powder rooms are a great place to try out a bold print.




PHOTO: SANDY MACKAY

2. TILE

Material: Porcelain, ceramic, slate, limestone, glass, mosaics, cement encaustic or marble.

Installation: Professional installation is generally recommended. Labour cost will vary depending upon size and style of tile and design of pattern and layout.

Pros: Easy to wipe up and clean, durable finish, waterproof when installed correctly.

Cons: Cleaning grout lines. Natural stones require a sealant to be applied a couple of times per year, or more frequently depending upon use and exposure.

Application: Great for bathrooms, powder rooms, kitchen backsplashes or fireplaces.

3. BARN BOARD

Material: Weathered boards, generally but not exclusively sourced from a barn.

Installation: Can be a DIY project with the proper tools.

Pros: Texture, visual interest, improved durability of walls in high-traffic areas. Provides a natural, rustic aesthetic. Commonly planks are installed horizontally but can be used to create various patterns such as herringbone.

Cons: Can collect dust.

Application: Great for accent walls, mudrooms or laundry rooms. *Continued on page 22*



Custom Home Building Made Easy
For Over 50 Years



The Better Way To Build
linwoodhomes.com | 1-855-922-2824

LINWOOD
CUSTOM HOMES

decorating

4. SHIPLAP

Material: Typically either long planks of MDF or a paint-grade poplar, installed horizontally. Traditional shiplap has a special rabbet or notch cut on the long edges of the boards to aid in spacing.

Installation: Can be a DIY project with the proper tools.

Pros: Texture, visual interest, improved durability of walls in high traffic areas. Typically white, but shiplap can be painted any colour you desire. Gives a farmhouse or coastal vibe.

Cons: Can collect dust.

Application: Great for accent walls, mudrooms or laundry rooms.



5. WAINSCOTTING OR APPLIED TRIM

Material: Tongue-and-groove wainscoting, bead board, board-and-batten and traditional applied-panel details are available in wood or MDF.

Installation: A trim carpenter is generally recommended however, depending upon the complexity of the installation, an avid DIYer can attempt with the proper tools.

Pros: Instant character and charm to a room, adds an element of elegance, great texture for visual interest and is more durable than drywall.

Cons: Can collect dust, can be costly depending upon species of wood selected and installation method for desired aesthetic.

Application: Dining rooms, dens, bedrooms or hallways.

Natural or manufactured stone can provide a good return on investment.

6. STONE OR BRICK VENEER

Material: Natural or manufactured stone and brick, generally sold in pieces by square foot or in sheets.

Installation: For masonry work, hiring a stonemason is recommended. Labour cost will vary depending upon the stone and method of installation. Sheet veneers can generally be managed by the average DIYer.

Pros: Strong visual impact. Can provide good return on investment. Non-combustible and available in a wide variety of styles and colours.

Cons: Can collect dust. Manufactured stone veneer products are formed and often a repeating pattern will emerge. With a natural material every piece comes from the earth and has its own uniqueness but requires cutting and fitting.

Application: Focal walls or fireplaces.

7. PLASTER

Material: Clay, lime, Venetian, gypsum or tadelakt plaster each has its own pros and cons.

Installation: Professional trowel installation recommended. Pre-planning is required to ensure proper backing is installed as some plasters require wire mesh or blue board, while clay plaster requires a primer with added sand for adhesion.

Pros: Beautiful, timeworn aesthetic adds a depth and luminosity to walls that is impossible to achieve with paint and drywall. Plasters are generally more durable than drywall. Generally sanding is not required and therefore dust is limited at time of install. All-natural materials and low VOCs.

Cons: Costly and time-consuming to install.

Application: A splurge for rooms you'd really like to highlight. For tadelakt, use it in areas that require waterproofing (showers or perhaps a kitchen or bath backsplash).



Proudly Selling Canadian Made Cabinets

30 Years Providing Turn Key Kitchen Renovations

Harwood Kitchens

27 Lansdowne Street, West Peterborough
705.742.6241 harwoodkitchens.com

UNIQUE • ORIGINAL • EXCEPTIONAL

An unrivalled selection from more than 120 Ontario artists.

Ask about our Gift Registry

META4 Contemporary Craft Gallery
705.874.9444
164 Hunter Street West Peterborough
meta4gallery.ca

LD
LAKESHORE DESIGNS
A Reflection of You

COMMERCIAL RESIDENTIAL COTTAGE

Inspiration.
Concept.
Details.
Construction.
Completion.

Furniture and Home Decor Store
Open to the Public

BAEUMLER HOME LOTTERY

"Lakeshore Designs is located at 2968 Lakefield Road, just five minutes North of Peterborough"

For Your In-Home Consultation, Please Call
705.748.3875
www.lakeshorehd.ca

Chandos SUNSETS



Custom-made of wormy maple, Cindy and Jack Gibson's unique kitchen table was built with its live edges facing the centre. **OPPOSITE, TOP:** A bright, spacious foyer replaced the cottage's original cramped entrance. **BOTTOM:** Cindy and Jack test their newly-built wine tasting bar.



STORY **WALTER FRANCZYK** | PHOTOGRAPHY **HAROLD CLARK**

There were more squirrels than people living in their Chandos Lake cottage when Cindy and Jack Gibson caught their first glimpse of the place. “It appeared there hadn’t been anything done to it in 30 years,” Jack recalls.

But the couple had a vision for the Viceroy bungalow. “We could see beyond what we saw when we first walked in,” Jack says. Cindy, a successful designer and owner of **C.E. Gibson and Associates Ltd.**, was thrilled with the possibilities. “The cottage needed some serious love, but it had wonderful bones,” she says. “The lot was spectacular with 310 feet of beautiful shoreline.”

On a forested acre of waterfront, this lake

house is just a short walk from the year-round cottage of long-time friends Krista and Rob Murray. As teenage girls, Cindy and Krista first met as cottage neighbours on Little Bald Lake. They became lifelong friends. In the early 1990s, when Cindy and Jack, recently married, were invited for a weekend at the Murray cottage, it turned into an annual celebration of summer with boating, swimming, great laughs and amazing sunsets. The day the deal on their

cottage closed, Cindy and Jack walked down the road with a bottle of wine and surprised Krista, introducing themselves as her new neighbours. Everyone was thrilled. At their newly acquired cottage, the Cambridge couple had plenty of work cut out for them. Some of the red pine flooring was sun-bleached, faded and different colours. Clear pine trim was mismatched, some was stained, some was not. The foyer was cramped.

Continued on page 26

feature



White-cushioned, woven resin sofas and chairs surround a tabletop fireplace on the exterior deck. Below the deck, Cindy and Jack used old oak wine barrels, supporting a custom-made cedar tabletop, to furnish a sheltered wine tasting area.

Greg Bolton replaced a dangerous staircase to the lake with a new wooden stairway, punctuated with glass-sided lookout spots. **Jeff Ball** of **Kawartha Docks** installed a catwalk and large new floating docks. **Derek Bolton** of **North Kawartha Landscape** groomed the property with perennial plants, granite stairs, armour stone and river rock. “It is great to work with such skilled and fabulous individuals. We feel so blessed and grateful,” says Cindy. “The results are spectacular.”

At this stage in their lives, Cindy says they’re planning for long-term enjoyment. They’ve built a perfect spot for it.

The lake view is their favourite facet of the lake house. Sunset is their best-loved time of day. “No matter how busy you are, people take the time to admire the sunset,” says Jack. High on a hill over the lake, they can watch for a long time as sundown paints the tree line with a ribbon of orange and red. “It’s gorgeous,” he says. “And each one is a little different.” **OH**

TOP LEFT: A third downstairs bedroom provides plenty of comfort and a view of the lake for overnight guests. **TOP RIGHT:** A pedestal sink saves space in the ground-floor bathroom. **BOTTOM RIGHT:** Enlarging the window overlooking Chandos Lake enhanced the view from the iron bed in the master bedroom.



LOCAL SOURCE GUIDE

- Accents For Living • Alf Curtis Home Improvements • C.E. Gibson and Associates Ltd.
- Ceramic Decor • Hayes Custom Woodworking • Goemans Appliances
- Graniteworx • Home Hardware • K.C. Property Pros • Kawartha Country Builders
- Kawartha Docks • North Kawartha Landscape • Speers Flooring Ltd.



A beautiful home starts from the floor up
Mannington Adura

From hardwood to laminate, vinyl, ceramic, natural stone, carpet and window coverings we have a large selection that will help you create that traditional, contemporary or modern space that you have always wanted.


NEW SHOWROOM ➡ NEW FLOORING PRODUCTS
AMAZING SELECTION OF AREA RUGS ➡ HUNTER DOUGLAS WINDOW COVERINGS

Sine's FLOORING

884 Division St., Cobourg
905.372.9117 ➡ 1.800.354.3091
sinesflooring@bellnet.ca
www.sinesflooring.ca



Corinne Jenden-Selway
getstaging.ca | corinne@getstaging.ca | 705 879 9119
@GetStaging @getstaginganddesign



Kawartha Docks
Designs for Waterfront Living

705-931-1497 • www.kawarthadocks.com



WOODVIEW
Farm & Forest Products Ltd.

PINE, HEMLOCK & DOUGLAS FIR
LUMBER & TIMBER | FIREWOOD | MANTLES
SANSIN ENVIRO STAINS

Shop our selection of sustainable, quality building materials, and unique mantles. See how quality wood pieces and timber can add timeless, natural warmth to your home!

12 Woodview Rd, Lindsay, ON | 705-878-5713
www.woodviewforestproducts.com

COOL

ENERGY SAVING *Tips*

STORY **KATHLEEN DUNCAN** | ILLUSTRATION **SHEILA BRITTON**

SUMMER'S longer days and irresistible pool decks can also bring the sting of pricey air conditioning. The experts at Sustainable Buildings Canada (SBC) have come up with 10 tips for avoiding a sunburned wallet this year.

SBC is a Canadian non-profit advancing "the environmental and energy performance of the built environment." Its executive director Michael Singleton and board director Larry Brydon suggest homeowners balance old-school wisdom and eco-friendly practices to optimize savings.

1 AVOID THE DEEP FREEZE
Set the thermostat a little higher than the standard 22°C. Michael suggests 26°-27°C instead. "You know how you go into a mall in the summer and it's freezing? There's no need for that."

2 PAY ONLY TO PLAY
"Turn off the air conditioner when you're not home." It may seem obvious, but Michael says many people forget. Programmable thermostats can automate the change for regular outings, like going to work.

3 CALL ON MOTHER NATURE
Open the windows at night when it's cooler outside, and close them by lunchtime when it's cooler inside. Taking advantage of cross-ventilation by opening two or more

windows in a room or house can be particularly effective. "That's free cooling," adds Michael.

4 CREATE A WIND CHILL
Overhead fans generate a cooling breeze and use the same amount of electricity as a 75-watt light bulb, according to Michael. "Put them on counter clockwise and get the air moving." Again, he reminds homeowners to turn all fans off when not at home.

5 LANDSCAPE STRATEGICALLY
"It's most effective to shade from the exterior," Larry says. On the west side of a house, where the sunshine is most intense, he advises planting a maple tree. Not only will it help in summer, but in winter it'll drop its leaves and let the sun shine through for additional heat.

6 BE AN INFORMED CONSUMER
Air conditioners are ranked based upon their Seasonal Energy Efficiency Ratio (SEER) between 13 (the current minimum) and 21. "A 16 to 18 is fine," Larry advises. "Or purchase an Energy Star if you don't want to bother with SEER."


7 KEEP A SUMMER CHECKLIST
Larry's list starts with checking and replacing filters. An annual cleaning and inspection will extend an air conditioner's lifespan by ensuring all parts work and air flow is uncompromised.

8 PUT THE FIRE OUT
Check gas fireplaces and turn off any standing pilot lights. This task also made Larry's checklist. Although these pilot lights were more common 10 years ago, many are still in operation and give off the equivalent heat of a big candle, he warns.

9 TURN DOWN THE HUMIDISTAT
Adding moisture to dry winter air can keep wooden floors from buckling and cabinets from warping, says Larry, but it's unnecessary in summer. If the humidifier continues to run all summer, cooling appliances have to work harder.

10 REPLACE INCANDESCENT LIGHT BULBS
Cool compact fluorescent lamps or lights (CFLs) and light-emitting diode bulbs (LEDs) save money in two ways, Larry reminds. First, they draw less electricity than their incandescent cousins, which has an immediate impact. Second, they don't produce heat that air conditioners have to remove.

When it's lovely outside, that's a good place to be. Outdoor cooking and living can lower the heat generated inside and the need for expensive cooling options. A final option: when it gets too hot, you can always grab a jacket and head to the mall. **OH**



It's Service that sells homes.

Buying or Selling - Jo Pillon Is Your Real Estate Service Professional

Jo Pillon - Sales Representative

ROYAL LEPAGE 100 YEARS SINCE 1913

Royal LePage Frank Real Estate
Brokerage Peterborough
ph: 705.748.4056 • cell/direct: 705.875.4958
jopillon@royallepage.ca • lookingforahome.ca

THE RAILWAY LANDS

New Release
VICTORIA STATION
REGISTER NOW!

Adult Lifestyle Condominiums
Located in the heart of downtown Lindsay
1 and 2 bedroom suites available
Walking distance to shops, restaurants, theatre & more

SALES CENTRE: UNION STATION CONDOMINIUM
58 Glenelg St. W., Lindsay (Victoria Ave. Entrance)
705-328-9055 • railwaylandslindsay.com

Your Home Improvement Hardware Store

kawartha hardware

QUALITY PRODUCTS AT AFFORDABLE PRICES OFF THE BEATEN TRACK

Kawartha Hardware - where customer service is not a game of hide and seek.
We are not a big box store, and frankly, we feel this is our strength. In fact, we like to think out of the big box! We are a no nonsense hardware store catering to contractors and retail customers alike, with brand name products and an eclectic selection of specialty hardware second to none. If we don't have it, we will get it for you!

VISIT OUR STORE FOR A WIDE SELECTION OF
Kitchen Hardware, Drawer Slides, Hinges, Cabinet Doors, Cabinet Handles, Power Tools, LED Cabinet Lights, Latches and more!

Cabinet Pulls and Knobs **Cabinet Doors** **Assorted Hardware**

www.kawarthahardware.com • 600 Neal Dr. Unit 2, Peterborough • 705.745.6643

FESTOOL **Kreg**



FAB OPTIONS FOR HEARTH & HOME

BY WALTER FRANCZYK

THE PLACE: Specializing in high-quality furniture and fireplaces, **Southern Comfort Hearth & Home** offers countless modern design choices and home accents, as well as a fireplace gallery with dozens of working models.

WHAT'S NEW: Gorgeous bedding from Pine Cone Hill. "Their textures, colours and layered textiles create the most beautiful and inviting bedding possibilities," says owner Jennifer Roberts. "We love their high quality and especially the linen bedding." New rugs from Dash & Albert are a breath of fresh air. A huge selection of indoor and outdoor carpets, in many sizes, including runners, will enhance the patio or mudroom or add a splash of summer to the kitchen or front entrance.

FIREPLACES: "We have some really exciting new fireplace products coming for fall. In addition to the traditional we all love, there are some great options with a mid-century modern feel, contemporary clean lines and colour choices." Gas fireplaces offer unlimited options in size and finishes, unique to you and your home, Jennifer says.



THE STYLE: They carry solid Canadian wood furniture for the dining room, bedroom and living room, as well as accents, including mudroom cabinets. Canadian upholstery offers a variety of styles for both home and cottage. In addition to new bedding and rug lines, Southern Comfort carries lighting, lamps and stools.



WHAT'S HOT: Contemporary outdoor rugs, portable wood-fired pizza ovens from Ooni and portable charcoal cube barbecues from Everdure are popular this summer. The pizza oven runs on wood pellets. Ready to cook in 10 minutes, it bakes pizza in just 60 seconds. "I use mine all the time," says Jennifer. "The kids love dressing up their own pizzas and it's a huge hit when people pop in."

FAVOURITES: New colour options are available in solid wood furniture. Pine Cone Hill bedding is also popular. "We love Valor fireplaces – always exceptional quality and strong radiant heat without the requirement of a blower," Jennifer says. **OH**



GET THERE:
8 Callaghan Rd.,
Lindsay | 705.324.2555
southerncomfort.ca

A large fireplace, furnished by Comfort Zone Heating & Air Conditioning, warms the open concept living room in Beth and Steve Nickerson's new home.

STORY **WALTER FRANCZYK** | PHOTOGRAPHY **HAROLD CLARK**

DESIGNING *in unison*

WHEN DESIGNING AND STYLING THEIR NEW HOME, **BETH AND STEVE NICKERSON** SHARE THE SAME PAGE. “STEVE AND I HAVE THE SAME VISION WHEN IT COMES TO DECORATING AND DESIGN,” SAYS BETH. “IT WORKS OUT WELL,” STEVE AFFIRMS. “WE AGREE ON EVERYTHING TOGETHER.” *Continued on page 38*

USING THEIR SHARED STRATEGY, they modified a stock floor plan to create an elegant and spacious two-bedroom home, built by **Stalwood Homes**, overlooking the rolling hills of Baltimore.

They were both familiar with Stalwood and its excellent reputation. Beth is a co-owner of **Comfort Zone Heating & Air Conditioning**, a company that’s been installing heating and air-conditioning for Stalwood homes since 2006. “We were able to see what kind of home they built and we are very happy with what we’ve seen. They build an amazing home, the kind of home we wanted,” Beth says. Steve, an information technologist for nearly 30 years, switched careers to building inspection, so he knows quality construction when he sees it.

The couple were looking for a one-acre property for their new home. They approached Stalwood president **Al Rose** who told them about the company’s **Deerfield Estates**



LEFT: A dinner table and matching hutch made of reclaimed barn board lend a rustic yet elegant touch to the formal dining room. BELOW: Homeowners Steve and Beth Nickerson married recently in Las Vegas.



Day lilies and ornamental grasses green the home’s front yard. Stalwood sourced the red brick and grey stone exterior at the couple’s request. ABOVE: Delray Granite supplied granite for the kitchen working surfaces and quartz for the bathroom vanities.

“We got to design the entire thing and they were really accommodating with any changes that we wanted. They made it work for us.”


development in Baltimore. “He drove us up here. We saw the view and said yes,” says Steve, who became Stalwood’s customer service manager after their house was built. The Nickersons collaborated with Stalwood in planning the 2,365 sq. ft. bungalow. “We got to design the entire thing and they were really accommodating with any changes that we wanted. They made it work for us,” says Beth. They substituted a main-floor office for a planned bedroom spot. Crews extended walls at the front of the home to transform another bedroom space into a formal dining room, furnished with a dinner table and hutch, custom made of reclaimed barn wood by HD Threshing Floor Furniture. With a covered porch at the back, they created an ideal spot for watching sunsets and wildlife. Stalwood kitchen designer **Jocelyn Mason** helped the couple define the large

open-concept kitchen with stone countertops from **Delray Granite**, Bosch appliances and white cabinetry by **Decor Cabinets**. White California shutters from Vosburgh Home Decor shade windows and glass doors in the adjacent living room, where a vaulted ceiling soars over the space. Built-in white shelving and a mantel by **Central Ontario Trim Supply** surround the large fireplace, supplied and installed by Beth’s company Comfort Zone. In the master bedroom, Beth and Steve installed sliding barn doors on his-and-hers walk-in closets. **Judy Ball** at **Floortrends** expertly steered their choices for hardwood flooring and tiles for the kitchen backsplash and four bathrooms. “You can tell her what you’re looking for and she will go to her supply and pick out exactly what you’re looking for,” says Steve. “It’s like she can read your mind or share your vision with you.” *Continued on page 40*





f FLOORTRENDS



TOP LEFT: A well-equipped ground floor gym helps Steve and Beth stay fit. **TOP RIGHT:** The laundry room is conveniently located on the main floor. **ABOVE:** A cushioned window seat does double duty as storage space in the couple's shared office. **ABOVE RIGHT:** The pool table is just steps from the bar in the ground-floor games room.

For the exterior, the Nickersons saw a multi-shaded red brick and grey stone that they liked on a house in Port Hope. Stalwood researched the products, found a supplier and installed the desired finish. Inside the home, high-end touches – wide baseboards, coffered ceilings and crown mouldings – were pleasant surprises. “Things we didn't even ask for just happened,” says Steve.

Once the ground floor was finished, Beth and Steve, using Stalwood's experts, finished the basement to create a large games room

with a shuffleboard, pool table and well-stocked bar. They installed barn board on a feature wall with a large television. To make it open concept, they installed half-walls around the family space. “I'm really pleased with that,” Beth says. “It looks exactly as we envisioned it to be. It's a great entertaining area for family when they come over.” Gatherings feature games nights with darts, billiards and shuffleboard.

The couple also installed a well-equipped gym at one end of the games room. “We like to stay fit and work out,” Beth says.

Continued on page 42

We make homes so good to come home to!

Professional sales and installation of luxury vinyl, laminate, hardwood, tile, engineered stone, carpet, area rugs, custom shower waterproofing systems and infloor heating systems

www.floortrends.ca

PETERBOROUGH
700 Clonsilla Ave., #100B
705-742-0491

LINDSAY
309 Colborne St. E.
705-324-9481

BELLEVILLE
50 Vermilyea Rd.
613-966-4238

BOWMANVILLE
223 King St. E.
905-623-3400

COBOURG
900 Division St., #110
905-377-9520



LOCAL SOURCE GUIDE

- Alliance Security Systems • Bennett's Furniture & Mattresses • Central Ontario Trim Supply • Comfort Zone Heating & Air Conditioning • Decor Cabinets • Delray Granite • Floortrends • HD Threshing Floor Furniture • Rock Ridges Landscape Supply Yard • Stalwood Homes • Tasco • The Bar Store Canada Inc. • Timberkits • Vosburgh Home Decor • Water World Pools • Wentworth Landscapes

They continued enhancements outside in the backyard with a large wooden pavilion, built by **Timberkits**. “We were very pleased with them,” says Steve. “They were very professional. They were in and out in a day, on time and on budget.” Supported by heavy timbers, the pavilion shelters a stamped concrete patio furnished with cushioned, woven resin armchairs, a charcoal grill and a dining area. **Rock Ridges Landscape Supply Yard** bordered the patio with armour stone.

Just steps from the pavilion, the newest backyard addition, bound to be a popular summer spot, is an in-ground pool, supplied and installed by **Water World Pools**. “They were amazing,” says Steve. “I would recommend them in a second.” Beth and Steve built the black metal fence surrounding the blue-tiled pool and its stamped concrete deck. They also erected a new shed to house pool equipment. Comfort Zone installed the pool heater, as well as the home’s heating and air-conditioning, in-floor basement heating, tankless hot water and garage heater.

Wentworth Landscapes groomed the property with ornamental grasses, Korean lilacs and day lilies. Beth surrounded a red maple with lavender and silver mounds in the front yard.

The Nickersons’ neighbourhood is slowly growing with new custom homes, but it retains the character and convenience that first drew them to the spot. “It’s quiet,” says Steve. “It’s nice that it’s only five minutes from town, but it still feels like you have the country setting.” **OH**



A tempting backyard pool is the newest outdoor amenity at the Nickerson home. **TOP:** A great space for barbecues and outdoor meals, the furnished backyard pavilion offers shady shelter from the afternoon sun. **BELOW:** A tray ceiling rings the master bedroom where a walkout leads to the back porch.



susanbowie

sales representative

Integrity, Commitment and Passion

Proudly Serving Peterborough and The Kawarthas



www.susanbowie.ca
cell: 705-760-3352
susanbowie@royallepage.ca

ROYAL LEPAGE

FRANK Real Estate, Brokerage
Independently Owned and Operated

244 Aylmer Street,
Peterborough, ON K9J 3K6
Office: 705-748-4056



2012
2013
2015
2016
2017
2018

Not intended to solicit those currently under contract.

WATER WORLD

Pools • Spas • Billiards & Darts



CREATING
FAMILY MEMORIES FOR OVER 40 YEARS!

Water World staff are ready to assist you with choosing the right pool or spa to get you into your dream backyard oasis. We carry a wide variety of pool pumps, pool filters, pool heaters, pool cleaners, liners, covers and much more.

1.866.690.8021
621 The Parkway Peterborough
www.waterworldpools.ca

THIS IS HOME



STALWOODHOMES.CA

ESTATE
FULLY-DETACHED
SEMI-DETACHED
TOWNHOMES
CONDOS
RENTALS

Photograph by Hudson
Photography



CUTLERY caddy

PROJECT **DAWN MCCONNELL**
PHOTOGRAPHY **TARA CHATTELL**

Create a cutlery carry-all for al fresco dining on the patio, deck or at the cottage.

MATERIALS

- 1 Pine board measuring one-inch thick and eight inches square
- 4 3-inch Hose clamps
- 4 500 ml Mason jars
- 1 Cabinet handle with screws
- 4 ¾-inch Woodscrews

TOOLS

- Jigsaw (if shaped corners are desired)
- Sandpaper
- Cloth
- Paint (colour of your choice)
- Paintbrush
- Screwdriver



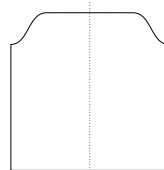
DIRECTIONS

- 1 Sand, and if desired, using a jigsaw, cut decorative corners out of the pine board. Wipe to remove dust. Paint board and let dry thoroughly.
- 2 Fasten handle to the top edge of the board.
- 3 Place rings on jars loosely, mark placement of the rings on both sides of the board. Remove jars and attach rings to the board with screws.
- 4 Slip jars into rings and tighten the rings to a snug fit.
- 5 Fill with cutlery and napkins. **OH**


Make your own template, or use ours!

online

Visit ourhomes.ca/mag/cutlerycaddy to download a printable template.



MY FAVOURITE THINGS *Your Prime Source for Home Décor, Art, Furniture & Gifts*



Experience Summer!

Beautiful and creative seasonal home decor, gifts, and amazing art pieces!

705.738.9090
info@myfav-things.ca




Summer Hours - Open 7 days
Monday-Saturday 10am - 5pm; Sunday 11am - 4pm; Holidays 11-4pm.

10 KING ST. EAST, BOBCAYGEON
Just East Of King & Bolton Streets

You'll Love Our Garage Doors Inside and Out

Thermacore® Collection insulated garage doors from **Overhead Door** are built to deliver superior thermal efficiency to resist the heat and cold.



Eye-catching designs. Innovative construction. A vast selection of choice and colours to give your home the perfect look.

*Trust the experts.
The people who invented
the upward-acting garage
door in 1921.*

The Genuine. The Original.



Overhead Door Company of Peterborough
705-748-2690 www.overheaddoorptbo.ca



AYA KITCHEN DESIGNS • 550 Lansdowne St. West • Peterborough, ON • **T:705.749.0045**

www.AyApeterborough.com

STORY **CONNIE JESKE CRANE**


10 WAYS to add VINTAGE STYLE to your home

Gargantuan mahogany dining sets. Towering armoires. Royal Doulton figurines, anyone? If items like this aren't your thing, you're not alone. As the *New York Times* recently reported, thanks to today's small homes and pared-down aesthetic, the market for traditional antiques has shifted sharply in the last two decades.

"As far as decorating, I think we're contemporary," confirms Marlene Cook, owner of the Sunday Antique Market in Toronto. So, why is thrifting all the rage? And why are markets like Marlene's still mobbed on any given weekend? Marlene says that while her urban hipster shoppers give certain items a pass – yup, those dark old furniture suites – they love to snap up quirky vintage and antique pieces from savvy sellers.

Yet the mindset has really changed. "Some people are thinking about upcycling and recycling," she says. "When you buy something from a market like mine or somewhere else, it doesn't go to landfill." Today's buyers also want quality craftsmanship, and investment potential. Above all, says Marlene, rather than rooms stuffed with antiques, buyers want single pieces to inject interest into modern interiors. "It could be a really great piece someone has seen in a magazine. Here they can buy the original. It doesn't have to be a reproduction."

Beyond the actual goods, Marlene says the market experience itself – communal, hands-on, revelatory – is another huge draw today. "People get to talk to our vendors, they can get to shop and touch it and feel it, and see the vibrancy of the colours," she explains. Vendors can also tell you about an object's history, she says, meaning buyers are likely to take home a story along with their fab finds.



Ready to dive into the happy chaos of your local antique market and find some deco treasures of your own? Looking for inspiration, we asked a couple of pros what's flying off the shelves these days.

HERE'S OUR LIST OF MUST-HAVES FOR 2019:

BOTANICAL AND FLORAL PRINTS

Bring the outdoors in with framed antique prints. Marlene says, "We had a book dealer with beautiful botanical prints and prints of birds from the mid-1800s and they just sold like hotcakes!"



2

FULL-COLOUR VINTAGE MAPS, GLOBES AND TOYS

Often featured in high-end design magazines, buyers love using these items to add interest to kids' rooms.



6

STERLING SILVER CUTLERY

While you can buy electroplated pieces for a song, pricier sterling silver cutlery elevates any table and is in high demand.

3

VINTAGE VINYL LPs

Whether for display or listening pleasure, at the St. Jacobs Antique Market, manager Patrick Gilkes says, "Records are still the number-one seller right now."



DISPLAY PIECES

From typewriters, to vases and sculptures, people are buying vintage objects that they can display.

4

TEA CUPS & DISH SETS


Want to add superb quality and vintage wow factor to your table? Patrick says, "Entire dish sets are constantly selling, especially around holidays and Thanksgiving."



8

MID-CENTURY ANYTHING

Vases, coffee tables, credenzas – sellers say the demand for well-designed mid-century pieces remains strong.



9

EARLY ASIAN PIECES

Better-quality antiques, including pottery, are very popular.

10

VINTAGE HARDWARE

It's a fantastic way to transform generic furniture, and dealers see many people hunting for hardware, particularly handles and drawer pulls. **OH**



GLASSWARE

Whether funky cocktail glasses, colourful goblets or delicate stemware, Marlene says glassware sets are hot. "That's something anyone can buy for a party."

crafty ideas

easy ARRANGEMENTS

PROJECT **DAWN MCCONNELL**
PHOTOGRAPHY **TARA CHATTELL**

Get creative with your flowers. Simple arrangements will look great on a table, mantel or counter. Think parties, showers or weddings.




MATERIALS

5 Clear vases, your choice
Water
Food colouring
Gerbera daisies

JUST ADD COLOUR

DIRECTIONS

- 1 Add water to each vase. Squeeze a few drops of food colouring into each vase and stir.
- 2 Cut flowers to fit vase. Display and enjoy!



MATERIALS

Cylindrical vases in three sizes
Small river rocks
Water
3 Flowers on stems

THROUGH THE LOOKING GLASS

DIRECTIONS

- 1 Place a handful of rocks on the bottom of each vase. Cut flower stems in various heights.
- 2 Arrange stems between rocks on bottom of the vase. Fill vase with water. Enjoy! **OH**

You Could Hear The Gasps As They Came Into The Room....



Focus Flooring
CENTRE

774 Rye Street, Unit 6, Peterborough
705.876.0795
dbelsey@focusflooringcentre.com
focusflooringcentre.com

Our recently renovated living room was abuzz with chatter as our guests *oohed* and *aahed* over the changes we had made.

The highlight of the room is the coral white strip fireplace wall from **Focus Flooring**. After visiting a few of the traditional tile stores we were getting a little discouraged.

Expressing our frustration to a friend she suggested we try visiting the showroom at **Focus Flooring**. We were blown away. They have the most amazing selection and exclusive lines of tile from all over the world. **GLASS, PORCELAIN, CERAMIC** and every kind of stone you can imagine. If you too want to see what's new and cool for your home you need to get into the **Focus Flooring** showroom today!

[WWW.kbg-ltd.com](http://www.kbg-ltd.com)

KB **PREFAB**
WALL & FLOOR SYSTEMS

NOW AVAILABLE Customizable PreFab Cottage Kits 705-742-3480



The White Pine 988 sq ft from \$213,000

Includes: Excavate & backfill, frost wall & footings, big "O" drainage stone, beams & post, floor joists & sub floor, 2"x6" exterior walls, 2"x4" interior walls, truss roof system, membrane & 40 year shingles, aluminum soffit, fascia & trough, insulation walls & attic, drywall, heating (propane HWT) also includes electrical, plumbing, kitchen, flooring, bathroom & vinyl window & door allowances.

Financing Available

[WWW.kbprefab.com](http://www.kbprefab.com) Custom or Prefab Garages & Cottages - and more!

double take

BRILLIANT BLUE

RECREATE THIS LOOK
IN YOUR OWN HOME.

PHOTO: GILLIAN JACKSON | DESIGNER: JANE LOCKHART



1. SURYA: Wall Décor WST-4000
2. UTTERMOST: Vescovato Table Lamp
3. PIER1: Small Silver Pedestal Hurricane Candle Holder 4. YUMMI CANDLES: 3" x 4" Pillar Candle in Navy Blue 5. MAXIM LIGHTING: Comet 21-Light Pendant 6. BOUCLAIR: Metallic Decorative Ball And Glass Table Vase 7. IKEA: Pepparkorn Vase in Blue 8. ELK HOME: Set of Two Mirrored Trays 9. CB2: Smart Round Marble Top Coffee Table 10. RENWIL: Plaza Mirror 11. JAIPUR LIVING: Yasmin Rug in Pelican 12. KINCAID FURNITURE: Ann Arbor Chair 13. IMAX WORLDWIDE HOME: Matilda Large Glass Vase 14. BARRYMORE: 2704 Newman Sofa - 4194 Uniform with Nail Head Trim 15. BARCLAY BUTERA: Para Aqua Knife Edge Throw Pillow 16. SURYA: Essien Throw Pillow in Lime 17. CRATE & BARREL: Arden Mirrored Stainless Steel Taper Candle Holders OH



FURNITURE | DESIGN

newly renovated showroom

twoheyhome

129 Aylmer Street North Peterborough
705.748.9551

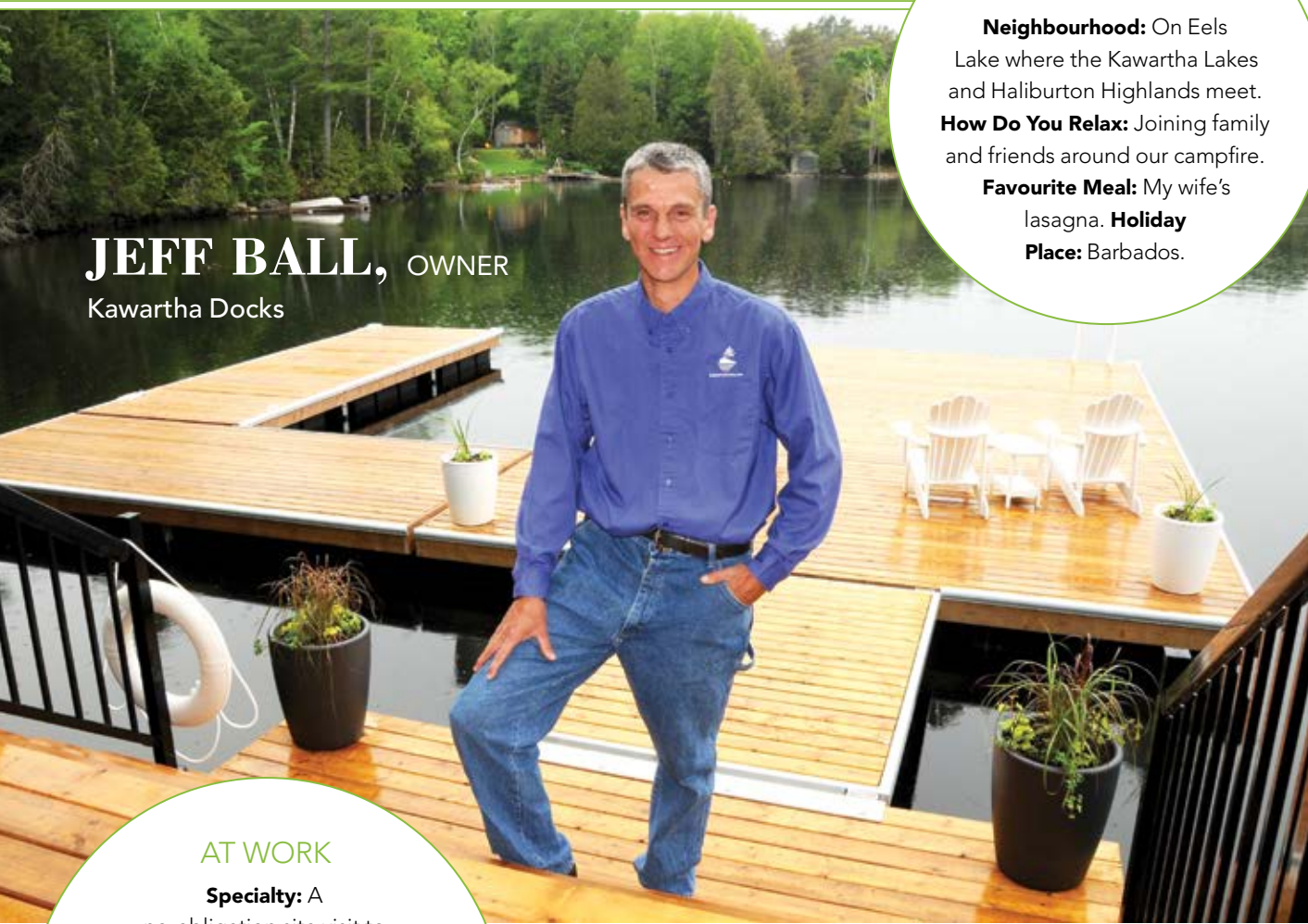
twoheyhome.com



MAKING SHORT WORK OF SUMMER CHORES

WALTER FRANCZYK

ON THE WATER, IN THE TREES OR AROUND THE HOUSE, THESE PROFESSIONALS MAKE THEIR JOBS LOOK EASY.



JEFF BALL, OWNER
Kawartha Docks

AT HOME

Neighbourhood: On Eels Lake where the Kawartha Lakes and Haliburton Highlands meet. **How Do You Relax:** Joining family and friends around our campfire. **Favourite Meal:** My wife's lasagna. **Holiday Place:** Barbados.

AT WORK

Specialty: A no-obligation site visit to inspect your property and working with you to determine your waterfront needs. **What's New:** Our new store location in Woodview. **Inspiration:** The look of happiness on my customers' faces when they walk on their new dock for the first time.

For over 20 years, Jeff Ball has been building docks and creating designs for waterfront living in the Kawartha Lakes region. Located in North Kawartha Township, Kawartha Docks has a range of docks for customers, including specialty, large, one-piece custom-made wooden floating docks. The company is the region's exclusive dealer for the On The Water Designs docking systems, offering custom-built aluminum pole and tower docks. Other products include boat lifts, PWC lifts, marine railways and more.

AT WORK

Why Do This: Trees are our passion! We saw an opportunity to provide quality tree care and to educate clients and the public about their trees. **Current Projects:** Our jobs vary from tree planting and fertilizing to pruning and technical removals. **Inspiration:** The opportunity to work with clients who appreciate the importance of trees, their care and professional service. **Company Mission:** To care for our clients' trees safely, efficiently and ethically while educating and raising awareness of proper tree care. **Favourite Tasks:** Anything that gets me away from my desk and outside.

AT HOME

Neighbourhood: Twenty-five acres of woodland near Buckhorn. **How Do You Unwind:** Go for a walk in the woods with the family and Bear, our black lab. **Hobbies:** Gardening and all outdoor activities. **Favourite Space:** The sunroom. **Favourite Meal:** Anything on the barbecue.

TRACY LOGAN

CO-OWNER, ISA CERTIFIED ARBORIST
Logan Tree Experts

Logan Tree Experts is a professional, fully-insured tree care company serving the Kawartha region. Our services include tree removal, pruning, planting, storm and high-risk removals, stump removal, pest and disease diagnosis, consultation and arborist reports. As the recent recipient of the Customer Service award from the Kawartha Chamber of Commerce and Tourism, we pride ourselves on excellent communication and client care.



PHOTO: MOSS PHOTOGRAPHY

Continued on page 54



ADAM & RYAN HAYTER

BROTHERS & OWNERS
RWH Construction

A home designer and builder in Fenelon Falls, RWH Construction has 60 employees who build 15-20 homes at a time. “We do a lot of the work ourselves so we excavate, do the concrete work, the framing and siding,” says Ryan. “We completely finish the interiors with tile and flooring, kitchen, trim and doors.” RWH has a complete design staff and a design centre. “We do the architectural drawings in-house. We do the interior design in-house and we take care of all the interior and exterior finishes at our design centre.”

RYAN AT WORK

Advantages: We do a lot of the work ourselves, so we control the schedule and the cost a lot better. **Benefits:** In-house design work is really nice for the customers because they only have to come to our design centre, rather than going to many other places. **Current Projects:** We have a few contemporary builds – more modern looking places – and some traditional homes with cathedral ceilings and timber frame. **Favourite Lunch:** A hamburger on Friday afternoon. Otherwise, I don’t really get to have lunch. **Winding Down:** I like to sit and have a glass of wine down by the dock. I spend a lot of time with my kids. I have four boys. We’re a pretty busy family.

ADAM AT HOME:

Neighbourhood: Balsam Lake. **Home Style:** Traditional, like the kind RWH builds. **Favourite Room:** The living room. It’s a spot to relax and watch TV after work. **Favourite Meal:** Anything that swims. **Projects:** I’m always doing something outside, either down at the dock or at the house. **How Do You Relax?** As long as I’m by the water, I’m good. Sitting down at the docks watching the kids swim or play.

CORINNE JENDEN-SELWAY

OWNER

Get Staging & Design

As a real estate home stager, Corrine helps homeowners and real estate agents realize the potential in the homes they’re trying to sell. Staging presents a home in its best light and gives it an edge over other homes on sale in the area. “I highlight the best features in the house.” Her three-stage process starts with consulting – advising what work needs to be done. The second step is completing those changes, which can be done by the owners or with the help of Corrine and her qualified contractors. The final step is showcasing – furniture and accessory placement to highlight a buyer’s potential lifestyle and to enhance the look of the home.

AT WORK

Why Stage? I can help homeowners make the most of the equity in their home. **Experience:** I’ve been designing interiors for over 25 years in the United Kingdom and in Canada. **Unique Qualifications:** Corrine is a Certified Staging Professional, Certified Colour Consultant and Vacant Staging Specialist. **Favourite Tasks:** Showing people the potential they have in their home and seeing their reaction when I’m done. **How Do You Wind Down?** I enjoy walking my dog Graceland and taking her for a swim.

AT HOME

Neighbourhood: South shore of Sturgeon Lake. **Summer Fun:** Sitting on the dock with a cool glass of wine. **Projects:** Refinishing the bathrooms in the house. New flooring and painting. **Favourite Dish:** A good old curry. I love making curries. **Favourite Space:** I love sitting on the dock.





AT WORK

What Do You Enjoy? I like the fact that it's diverse. We weld other things besides propellers. **What's New:** The marine repair is new since we moved here in 2004. **Repair Or Replace?** In most cases, when looking to repair original equipment, it's cheaper to repair. **Special Talent:** I'm a welder-fitter by trade and I learned my skills at Kawartha Propeller in Buckhorn. **How Do You Unwind?** I like to go fishing and hunting.

AT HOME

Neighbourhood: Curve Lake, on the water. **Projects:** We're in the midst of renovating. I've got a new dock to put in. **Summer Fun:** Fishing and walking. **Favourite Thing:** I do like to cook. **Best Recipe:** Anything related to wild game. I make a really good rabbit stew and a really good venison stew.

ART GUEST
OWNER

Only Propeller Service (OPS)

When rocks, shallow water or floating debris mangle a fishing trip or boating excursion, mariners turn to experts to get their boats cruising smoothly again. In business for 33 years, OPS is a wholesale and retail propeller repair facility for dealers in southern and central Ontario. "We also specialize in repairs on boat motors and outboard motors, ATVs and snowmobiles," says Art, a welder-fitter. OPS has a mechanic on staff and employs 10 people in the summer.

Continued on page 58

When you decide it's time to build your dream, see Wayne at:
Chemong Home Hardware Building Centre



The Cariboo - 1,888 sq ft



The Cariboo is designed to capture breathtaking vistas with the abundance of glass, porch and optional decks on the front of this home. Intended for a sloping lot, the walkout basement provides convenient access and plenty of light to the lower level.



2019 Beaver Home & Cottage DESIGN BOOK Many new and exciting plans to choose from!

Choose from any of our unique Beaver Home & Cottage designs or bring in your own ideas and we will design your dream home for you.
www.beaverhomesandcottages.ca

Wayne Sellars 705.748.9111 x226 wsellars@chemonghbc.com
Chemong Home Hardware Building Centre
1699 Chemong Road, North, Peterborough

AT WORK

What's New? Luxury vinyl plank and luxury vinyl tile. **Main Service:** We install everything we sell or offer do-it-yourself installation tips. **What Sets You Apart?** Free measures and a really good sales staff. We try to make people feel comfortable and to make this a pleasurable experience, not just a transaction. **Favourite Lunch:** Every now and then we have a staff lunch. That's always a favourite.

AT HOME

Neighbourhood: Colborne – in town. **Favourite Room:** The great room, in the middle of the house, the kitchen's there, the TV's there. Everything's there. It's our gathering room. **Summer Fun:** We have a family cottage in Campbellford. We try to visit as much as possible. **Favourite Meal:** Steak on the barbie. **Projects:** Yard work is constant.



LARRY & MELANIE SINE
OWNERS

Sine's Flooring

Sine's Flooring stores in Cobourg and Brighton offer a full range of commercial and residential flooring in traditional, contemporary or modern styles. That includes hardwood, ceramic, carpet, laminate and vinyl plank flooring. "Our showroom is constantly changing to keep up with the new trends in all types of flooring," says Larry. Patterned carpet and ceramics are on show and a new product, known as Congoleum Cleo, is coming soon. Sine's provides expert floor installation for its full range of products. Hunter Douglas blinds and window treatments are also available. **OH**

SEE OUR DIRECTORY FOR ALL CONTACT INFORMATION.

» Marketplace

To order a listing in Marketplace, please contact:
Lisa Leonard | 705.750.7736 | lisa.leonard@ourhomes.ca
Lisa Ormsby | 705.445.5065 x200 or 1.877.600.4840 x1 | lisa.ormsby@ourhomes.ca

Howie's BLINDS

"Let Howie Bring The Showroom To You"

Refresh your **SUMMER**
with **NEW COVERINGS**

GREAT PRODUCTS
FREE Estimates & **FREE** Installation
Guaranteed **BEST PRICING** in the Kawartha's

NEED BLINDS? CALL ME!

Call for a **QUOTE** today • 705.750.0656



YOUR SOURCE FOR FULL SERVICE, SINCE 1973

Currie Tire Ltd.

705.745.4675

6 Lansdowne St. W.
Peterborough

Check out our website for a full
list of Tire & Auto Services
currietireltd.com

TIRE

INSTALLATION
WHEEL ALIGNMENTS
BALANCING
ROTATION
TPMS SERVICE
and more!

AUTO

BATTERY REPLACEMENT
OIL CHANGE
BRAKE SERVICE
ENGINE REPAIR
TUNE-UP
and more!



Logan Tree Experts



Insured. Certified. Professional.
705.657.6916 | logantreeexperts.com
TREE REMOVAL, PRUNING & PLANTING

EXIT
EXIT REALTY LIFTLOCK
Brokerage
Independently Owned & Operated

Stephen Coughlin
Sales Representative
Senior Real Estate Specialist
Bus: 705.749.3948
Dir: 705.927.2205
Text: [steve2exit at 85377](tel:85377) for mobile business card
scoughlin@exitrealtyliftlock.com
www.stephencoughlin.com

VILLA AUTOWASH AND GAS

Full Serve
or Exterior Wash
Full Service Esso Station
Hand Bays/Vac

Exterior Wash/Hand Bays
Laundromat

Peterborough Location
422 Aylmer Street

Lakefield Location
144 Queen Street

www.villaautowash.com

Interlocking
& Stone Walkways
Retaining Walls
Wood Decks & Trellises
Ponds & Water Falls

OUTDOOR Design
Beautifying Your Environment
613-475-1180 outdoordesign.ca

"for all your flooring needs"

TrackSide INTERIORS
OF PETERBOROUGH INC

982 Highway 7e, Peterborough 705-748-4646

TRENT SECURITY SYSTEMS LTD
705.748.2001 • 480 The Parkway, Peterborough
rick@trentsecurity.com • trentsecurity.com

Burglar Alarms
Fire Alarms • Closed Circuit TV
Card Access Systems
Distress Alarms • ULC Alarm Monitoring






BURKE'S KITCHEN AND BATH

Burke's Kitchen and Bath is a well-established company serving the City of Kawartha Lakes, Haliburton Highlands, Minden and surrounding areas. Owner Dave Burke is proud of his 25 years' experience in designing and installing custom kitchen cabinets and bathrooms for his valued clients. Dave is proud of his business success that has been largely based upon client referrals to family, friends, and neighbours. He and his family have been full-time residents of Fenelon Falls for the past 17 years.

Clients are always offered design plans and consultations. Dave employs a full-time certified designer who is available upon request to assist you with paint and custom finishes. Customer reference checks and visits to any of our completed jobs are available upon request. Personal appointments can be scheduled at our Fenelon Falls showroom.

Burke's Kitchens is an authorized dealer for Cuisine Ideal, Raywal, Maple Group, Richelieu, and Rock Solid Supply. Burke's Kitchens is the kitchen designer and vendor of choice for many custom home and log cabin builders throughout the province. We are the preferred kitchen supplier for Muskoka Construction, Confederation Log Homes, Jones Construction and Cedar Wylde Homes.

Your dream kitchen awaits!
Contact Dave at 705.340.1672 for your personalized, complimentary consultation.
burkeskitchens.ca
(Please see ad on pg 3)



FLOORTRENDS LTD.

With over 50 years of experience, **Floortrends** has built a reputation for integrity and honesty. When you buy from us, we treat you as we treat our friends and family, making recommendations as if we're selecting and installing the product in our own home, so you can be confident the flooring you select is right for you.

Our estimators will come to your home to measure, answer any questions you have, and provide you with an accurate quote at no cost. We install everything we sell and our WSIB insured installation crews are experts with decades of experience.

Floortrends has an incredible number of styles and colours for you to choose from, with every type of flooring from the best brand names. Our large warehouse has over a million dollars of inventory in-stock offering exceptional value and available for quick delivery to you.

Browse our 8,000 sq.ft. flagship store for the largest selection of flooring in Peterborough and the Kawarthas, or take advantage of our "Shop at Home" program and have us bring the flooring samples to you!

Contact us today to find out why "we make homes so good to come home to."

705.742.0491
700 Clonsilla Ave,
Peterborough
floortrends.ca
(Please see ad on pg 41)



GRIFFIN'S GREENHOUSES – GET A GRASP ON WATERING

Perfect summers are sunny, warm and long; beautiful for campers, cottagers and outdoorsy people. Although desired by summer-lovers, incessant heat and sun can be a problem for some annuals and perennials. If plants fail, it is usually due to watering issues: too much, too little, no drainage, etc.

Get a grasp on what your plants need: identify soggy, non-draining parts of your flower beds, ensure pots have functioning drain holes, know what your container plants feel like when heavy with water weight and if light, water well until heavy. A thoroughly watered container plant (patio pot, hanging basket or window box) that is hydrated as needed will never stress and get crispy leaves, lacklustre blooms and gangly foliage. Instead, these plants will be lush with generous buds and bloom.

Newly planted perennials, flowering shrubs and trees require a large amount of water for the first season they are planted. The first month is critical; water helps the roots repair and begin webbing in the new soil. Water must be applied slowly and thoroughly. Water must flow to the base of the roots to be of the best benefit. Set the hose on the ground at the base of the plant and walk away. Let it flow deeply into the ground for fifteen minutes or longer.

Water is the lifeline for plants – and you are in charge of its distribution!
705.652.8638 or 877.647.4334
3026 Lakefield Rd, Selwyn
griffinsgreenhouses.com
(Please see ad on pg 19)



KAWARTHA DOCKS

Kawartha Docks is operated by Jeff Ball of Eels Lake Cottages & Marina (ELCM). Jeff has operated this small marina and cottage resort since 1995 and is a third generation cottager on Eels Lake, making him very familiar with waterfront living and all the challenges and rewards it brings. Kawartha Docks is the exclusive dealer for *On The Water Designs* docking systems in the Kawartha Lakes region.

Kawartha Docks is your one-stop destination for custom built:

- Floating, Tower and Pole Docks
- Boat and PWC Lifts
- Marine Railway and Roller Ramps
- Leisure Docks and more

All of our docks are manufactured using the highest quality materials. The frames use marine-grade aluminum and are single piece welded construction. With innovative designs and lightweight construction, Kawartha Docks makes the seasonal transitions smooth and manageable.

In order to provide a design that is tailored to your waterfront living requirements, please contact Jeff Ball to discuss the details and set up an on-site visit.

We serve the City of Kawartha Lakes, Bridgenorth, Buckhorn, Lakefield, Burleigh Falls, Apsley, Bancroft, Peterborough and south to Rice Lake.


Check out our website to see a sampling of our products:
kawarthadocks.com
Office 705.656.1103
Cell 705.931.1497
jeff@kawarthadocks.com
(Please see ad on pg 31)

CLAIM YOUR LISTING NOW!

THE LIST

ourhomes

Ontario's Most Comprehensive Homes-Related Online Directory

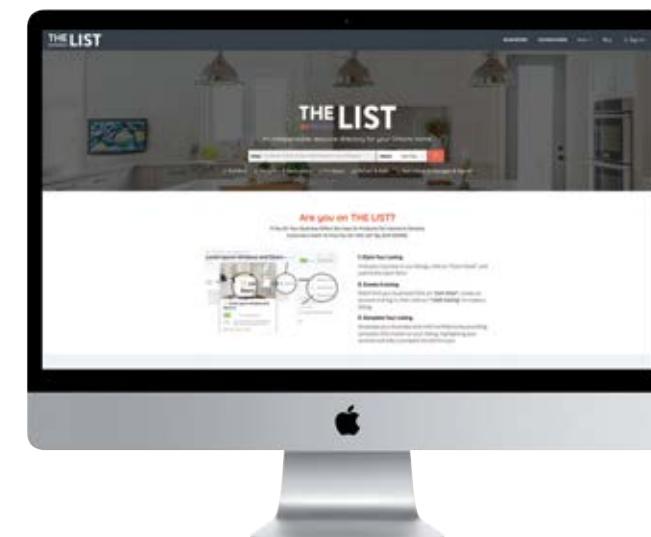


If you or your business offers services or products for homes in Ontario, customers will find you on **THE LIST** by OUR HOMES.

Regional OUR HOMES magazines saturate 14 local markets in Ontario, connecting our advertisers to over 5,000,000* readers annually.

*Source – Google Analytics/Salt Strategy 2016 Readership Survey

Amplify your company's market opportunities with our expanding reach!



- ✓ Claim your business listing and expand your online presence
- ✓ Generate leads from THE LIST's Lead Forms
- ✓ Geo targeting
- ✓ Improve brand awareness and increase local visibility
- ✓ Enhance your profile with product/service descriptions, pictures and testimonials
- ✓ Strengthen your business's reputation
- ✓ Boost your SEO
- ✓ Increase traffic to your website

thelist.ourhomes.ca

Continued on page 62



WOODVIEW FARM & FOREST PRODUCTS LTD.

When looking for the perfect wood solution for your home, backyard or farm project, think of **Woodview Farm & Forest Products**.

Specializing in custom timber, we stock pine, structural douglas fir, hemlock and more. Our lumber yard and wood showroom is located in the big blue barn on the corner of Hwy 7 and 36 Lindsay. Racks of unique timbers and live edge pieces are a mantle shoppers' dream. We are a Sansin Enviro Stain® dealer, including Pressure Plus™ products in stock. We have the in-house know-how to help you choose the right product to keep your interior and exterior wood looking naturally beautiful for years to come.

Now boasting three generations together in the family business, Gale, Randy, Kari or Sara will speak with you for pricing and availability on our products. Experience how investing in wood building materials and décor adds long lasting, functional and timeless beauty to any traditional or modern space!

Open Mon – Fri 7am-5pm, and Sat 8am-1pm
12 Woodview Rd, Lindsay
705.878.5713
woodviewforestproducts.com
(Please see ad on pg 31)



LAKESHORE DESIGNS

Our specialty is not in what we design, but the style in which we design it. Whether a residential design, commercial project, hospitality design, show home or destination project, we ensure your expectations are not only met but exceeded.

Our spectacular showroom showcases all that our design business has to offer. The retail space exhibits North American and international furniture, home décor and accessories. The showroom highlights intriguing vignettes that show various rooms, kitchen and bathroom displays. We provide you with a comfortable, friendly atmosphere where you can discuss your needs for your home or commercial project, renovation, or furniture purchase. We can source our furniture suppliers, or have that special piece custom created. We offer a range of services, including floor planning, kitchen design, home staging, interior, exterior design and holiday decorating. With 15 years in interior design and construction, our combined experience will transform your project from dreams to reality.

Our in-home consultations provide professional help with your design dilemma. It may be a question of space planning, window treatments, or a complete renovation. Our experienced team will help your vision become a "Reflection of You."

Showroom Hours: Tues-Sat
10:00 am-5:00 pm
705.748.3875 | lakeshorehd.ca
info@lakeshorehd.ca
(Please see ad on pg 23)



THE RAILWAY LANDS – VICTORIA STATION: ADULT LIFESTYLE CONDOMINIUM LIVING

The Wilson family has devoted nearly 50 years and two generations to building outstanding projects in Lindsay and the surrounding area, and they have just opened up their next condominium development, **Victoria Station**, on **The Railway Lands** in Lindsay. Experience the finest in downtown condominium living.

Victoria Station offers the best of both worlds. The concern of maintenance or repairs is gone and yet you have the advantage of owning your own home. You will have the privilege of focusing on the important things in life and the freedom to enjoy them at a different pace. Experience amenities such as a rooftop party room and exercise room along with the convenience of underground parking and a sense of wellbeing that a security entrance provides. **Victoria Station** will host 104 suites in a selection of one- and two-bedroom designs, ranging from 857 to 1,387 square feet.

We welcome you to **The Railway Lands and Victoria Station**, a condominium lifestyle that lives and breathes the excitement or serenity that small town living offers. The choice is yours! Drop by to see their new showroom.

Sales Centre: Union Station Condominium
58 Glenelg St W, Lindsay
(Victoria Ave entrance)
705.328.9055
railwaylandslindsay.com
(Please see ad on pg 33)



NEWCASTLE HOME DECOR

Newcastle Home Decor is an independently owned and operated Benjamin Moore Paint and home décor store that has been thriving in the quaint village of Newcastle for over 15 years, offering its residents and surrounding communities a one-stop shop for home decorating.

Newcastle Home Decor prides itself in providing not only in-home and in-store colour consultations with our professional paint and decorating team, but also custom window treatments, blinds and shutters, home accents, wallpaper and giftware. We are also an authorized retailer for FAT Paint artisan style Chalk paint and Fusion Mineral Paint for the DIY enthusiast.

With our team's full range of industry knowledge and expertise we can help you take the guesswork out so you can enjoy the entire process and not be concerned you are making the wrong decision. Let us help you discover a look all your own!

Visit us today! We are open 7 days a week and are located at: 80 King Ave E, Newcastle
Follow us on FB and IG or visit our website: newcastlehomedecor.net
for the latest decorating tips, events and specials held at the store. Also watch for our seasonal Pop Up Shops!
(Please see ad on pg 4)

(Please see ad on pg 45)

The Genuine. The Original.



OVERHEAD DOOR

A garage door makeover can revolutionize the impression of your home. The style, colour, material, and hardware of your garage doors should never be an afterthought. Here's how your garage door selection adds to your home's first impression:

Carriage House Steel:

Offers rustic authenticity without sacrificing modern durability and convenience. Colour, hardware, and windows will complement your home's architectural nuances. **Modern Aluminum and Glass:** Allows natural light to break through and illuminate the space for your project hub. This will modernize your home.

Thermacore® Insulated Steel: Efficiency and aesthetic value to give you the look and performance of insulated steel. It minimizes air flow and has a versatile look that meshes with almost any style of home. **Traditional Wood:** For some homeowners, you just can't beat the look of real, natural wood! **Windows vs. No Windows:** Windows can be transformative, especially on a wide garage door that takes up a large section of your home's facade. **Playing with Paint:** Just like shutters and doors, a garage door can be a canvas where you incorporate your unique tastes without making any architectural alterations.

Want to replace the garage door on your home? Your next step is to find the right door and then try it on your home with our garage door visualizer tool. Once you've found the perfect garage door, contact us for availability and installation.

705.748.2690
overhaddoorptbo.ca
871 Webber Ave, Peterborough
(Please see ad on pg 45)

RWH CONSTRUCTION

The construction of a custom home involves many complex variables that impact the creation of a design that is specific to your building site. **RWH Construction** can help you make the right decisions in a number of key areas based on your individual home design, geographic location, property demographics and desired end result.

RWH Construction (founded in 1979) has an established reputation for excellence. Key factors in the success of our business include: painstaking attention to detail, superior workmanship and the rapport developed between our clients and all members of the RWH team involved in the design and ultimate construction of their dream. We are able to keep a close watch on the quality of work as a majority of this is done in-house – from the initial design concept, excavating, concrete (including ICF), framing, to the interior and exterior finishes. All aspects of the process are always closely monitored by our team.

We take great pride in each and every project...making your dream a reality. The Heritage Home and Cottage Design Centre is where clients can design their entire project, big or small. Whether it is a custom home/cottage, garage, boathouse or renovation, the design centre is the perfect setting to design and plan your project with our in-house Architectural Technologist and Interior Designer.


705.887.4773
13 Lindsay St, Fenelon Falls
Follow us on Facebook
rwhconstruction.ca
(Please see ad on pg 2)




OUR inspiration becomes YOUR reality

Home Tours, Style Ideas, Recipes & DIYs


Follow OUR HOMES on Pinterest, Facebook and Instagram for the latest updates



RECENT TOP PIN
Home Tour / London



RECENT TOP POST
Home Tour / Grafton



RECENT TOP POST
Home Tour / Owen Sound

Pulled Pork BANH MI SANDWICH

RECIPE AND PHOTOGRAPHY **JENELLE MCCULLOCH**



This is a play on a famous food cart favourite in Vietnam. This sandwich is known for its combination of rich, fatty pâté, pickled vegetables and handfuls of cilantro. Ideal for a crowd or a picnic lunch.

PICKLED VEGETABLES

INGREDIENTS

- 1 cup rice wine or white vinegar
- 1 tsp sugar
- 1 tsp salt
- 1 large carrot, julienned
- 1 daikon radish, julienned

DIRECTIONS

In a large bowl, mix together vinegar, sugar and salt. Add carrot and radish, mix together. The vegetables should be submerged in the liquid. Let sit for about an hour. Drain before use.

PULLED PORK

INGREDIENTS

- 4-6 lb pork shoulder roast, bone-in or boneless
- Chinese five-spice blend
- Salt
- ½ cup stock

DIRECTIONS

Preheat the oven to 250°F. Rub the pork shoulder with five-spice seasoning and salt until completely covered.

In an oven-safe pot or dutch oven, on the stovetop over medium-high heat, coat the bottom of the pan with oil and sear each side of the meat until brown.

Remove from heat. Turn roast so fat side is facing up, and pour in the stock until roast is slightly submerged. Cover with lid and cook in the oven for two hours per pound.

Once cooked the pork should be very tender and fall apart with very little effort. Let cool and remove pork from pot. Shred lightly by pulling with two forks.

SANDWICH

TO ASSEMBLE

- Baguette
- Pâté (we used Vietnamese)
- Pulled pork
- Pickled vegetables
- Mayonnaise
- Cucumber, sliced
- Cilantro, chopped

Slice and toast the baguette. Layer sandwich with pâté, mayonnaise, warm pulled pork, pickled vegetables, cucumber and cilantro. **OH**

OUR HOMES attracts the area’s finest businesses to advertise in our pages, and utilize our unparalleled distribution and coffee-table appeal to market their products and services. We’re making it easier for you, our readers, to become educated as you plan your home- and real estate-related purchasing decisions. View these business ads online at ourhomes.ca/peterborough. The listings below are organized alphabetically by industry.

APPLIANCES

Peterborough Appliances, 68

ARBORICULTURE/ARBORIST

Logan Tree Experts, 59

ARCHITECTS/ARCHITECTURAL DESIGN/ ARCHITECTURAL TECHNOLOGISTS/ DRAFTSMEN & DESIGN

Your Own Design, 19

ART SUPPLIES

META4 Contemporary Craft Gallery, 23

ART/ARTISANS/ART GALLERIES/ STUDIOS/WORKSHOPS

META4 Contemporary Craft Gallery, 23

AUTOMOBILE

Currie Tire Limited, 59
Villa Auto Wash, 59

BOATING

O.P.S., 19

BUILDERS

1867 Confederation Log Homes, 6
Chemong Home Hardware Building Centre, 57
KB Prefab, 49
Linwood Custom Homes, 21
RWH Construction, 2, 63
Stalwood Homes, 43
Your Own Design, 19

BUILDING/LANDSCAPE SUPPLIES

Monaghan Lumber Specialties, 67
Woodview Farm & Forest Products Ltd., 31, 62

CABINETS & MILLWORK/ CARPENTRY/FINE WOODWORKING/ CUSTOM FURNITURE

Cabinetree, 15
Log Furniture & More, 19

CLOTHING/FASHION/FOOTWEAR/ JEWELRY/LUGGAGE & LEATHER GOODS

Bigley Shoes and Clothing, 11

COUNTERTOPS

Delray Granite, 5

DOCKS

Interco Fabrications, 19
Kawartha Docks, 31, 60

DOOR/CABINET/DECORATIVE HARDWARE

Kawartha Hardware, 33

FENCING/DECKS/GATES

Outdoor Design, 59

FIREPLACES & STOVES/ACCESSORIES

Southern Comfort Hearth & Home, 13

FLOORING

Floortrends, 41, 60
Focus Flooring Centre Inc., 49
Monaghan Lumber Specialties, 67
Sine’s Flooring, 31
Trackside Interiors of Peterborough Inc., 59

FURNITURE & HOME DECOR/ ACCENTS/GIFTS/COLLECTIBLES

Bigley Shoes and Clothing, 11
Lakeshore Designs, 23, 62
Lockside Trading Company, 9
My Favourite Things, 45
Southern Comfort Hearth & Home, 13
Twohey Home, 51

GARDEN CENTRES/GREENHOUSES/ NURSERIES

Griffin’s Greenhouses, 19, 60

HOME IMPROVEMENTS/ RENOVATIONS

Home Hardware, 7
KB Prefab, 49
Kerr’s Home Building Products, 8
Your Own Design, 19

HOME SECURITY

Trent Security Systems Ltd., 59

INTERIOR DECORATING/ INTERIOR DESIGN/HOME STAGING

Get Staging & Design, 31
Lakeshore Designs, 23, 62

KITCHEN & BATH

AyA Kitchen Designs, 45

Brandom Kitchen & Bath, 29
Burke’s Kitchens and Bath, 3, 60
Harwood Kitchens, 23

LANDSCAPE DESIGN & ARCHITECTURE/ LANDSCAPING/LAWN & GARDEN

Outdoor Design, 59

MANTELS/MOULDTINGS

Kerr’s Home Building Products, 8
Woodview Farm & Forest Products Ltd., 31, 62

MASONRY/STONEMWORK

Outdoor Design, 59

NEW HOME COMMUNITIES

The Railway Lands – Victoria Station, 33, 62

OVERHEAD/GARAGE DOORS

Overhead Door, 45, 63

PAINTING & DECORATING

Benjamin Moore, 4
Charlotte Paint & Wallpaper, 4
Cobourg Paint & Wallpaper, 4
Colour Concepts, 4
Home Hardware, 7
Newcastle Home Décor & Design, 4, 62
Village Paint & Paper, 4

POOLS/HOT TUBS/SAUNAS/SPAS

Water World Pools, 43

REAL ESTATE

Exit Realty Liftlock Brokerage – Stephen Coughlin, 59
Royal LePage Frank Real Estate – Susan Bowie, 43
Royal LePage Frank Real Estate – Jo Pillon, 33

ROOFING

Steel Tile Co., 19

WINDOW TREATMENTS

Howie’s Blinds, 59
Sine’s Flooring, 31

WINDOWS & DOORS

Kerr’s Home Building Products, 8

finishing touch

CUTTING BOARD MESSAGE STATION

1 Determine where to place the paper roll, supporting craft sticks, cork board and clip clamps. Mark with a pencil.

2 Thread twine through paper roll and tie around board handle to desired length.

3 Attach craft sticks to the board with upholstery tacks, making sure to include small washers between stick and board to allow paper to slide smoothly.

4 Slide end of paper roll through both craft sticks.

5 Attach clips to left side with a tack, nail or screw.

MATERIALS

Cutting board
Paper roll
Clip clamps with holes
Upholstery tack
Cork board
Pencil
Pen
Twine
Craft sticks
Glue
4 washers

PROJECT
DAWN MCCONNELL
PHOTOGRAPHY
TARA CHATTELL

6 Tap one tack into the top right side of board. Tie twine to pen and hang from tack.

7 Cut cork board to fit on right side between paper and edge of board. Glue cork board in place.

Now you're all set to start making lists and reminders for yourself. Think about how organized you'll be! **OH**



**MONAGHAN
LUMBER
SPECIALTIES**
KING OF THE WOODS

monaghanlumber.com

705.742.9353

Quality windows and doors

To Experience World Class,
Canadian Made Windows & Doors
Visit Our Showroom Outside of
Peterborough.
2129 Davis Rd., Cavan Monaghan

LEPAGE
MILLWORK
lepage millwork.com



KitchenAid 1919 100 2019

CELEBRATE WITH THE LIMITED EDITION KITCHENAID RANGE

PETERBOROUGH APPLIANCES

Your Appliances Superstore

Learn more by visiting Peterborough Appliances

1.888.680.6220 | 705.748.9781 | www.PeterboroughAppliances.com
Warehouse and Showroom located at 2849 Lakefield Road, Peterborough