

FALL/HOLIDAY 2018

STYLE ■ COMFORT ■ IDEAS ■ REAL ESTATE

ourhomes

S O U T H E R N G E O R G I A N B A Y

2 inspiring
TOWNHOMES

DECK THE
Halls!

FESTIVE FOOD

HOLIDAY
DECORATING IDEAS

AT HOME WITH
MARK McEWAN

preserving
THE PAST IN
THORNBURY

YOUR LOCAL CONNECTION TEAM

Get a top team at **Century 21** Collingwood working for you today!



Feature Listing

WALK TO MANSFIELD SKI CLUB! – Welcome to this picturesque Mulmur property on over an acre lot in a small community of homes. 3 bedrooms and 3 bathrooms, with over 2,900 sq.ft. of living space, a new kitchen and a lower level walk out with large back yard that provides total privacy in the summer and long views in the winter! Short commute to the City and the Airport. Ski Season is Coming! - Enjoy this Winter in pure tranquility! - **MLS® 116143- \$775,000**



MOVE-IN READY!

Completely renovated, with 4 beds and 2 baths. Perfect for a growing family right around the corner from Cameron Street Public School. **MLS®138851 \$525,000**



SKI-IN & SKI-OUT PROPERTY

At the base of Blue Mountain, ski hill in your own backyard. 100' X 75' lot is perfect to build your Custom Chalet with Georgian Bay views. **MLS®154975 \$650,000**



HEART OF THE VILLAGE

Bachelor Unit in Mosaic @ Blue. Don't miss this opportunity to own this prime investment before the snow flies! **MLS®129523 \$190,000**



BLUE MOUNTAIN SKI CHALET

4 beds & 4 baths in this never before listed home that is walking distance to Happy Valley Chairlift. Basement Apartment with separate entrance. **MLS®137350 \$969,000**

Kevin Woolham

Sales Representative

info@kevinwoolham.com

705.888.1219

1.866.669.6608

*Centurion Award Winner,
2011, 2013, 2015 & 2016

Josée Rivard

Sales Representative

info@joseerivard.com

705.770.8855

*Silver award for Sales, 2013 & 2016

CENTURY 21

Millennium Inc.

BROKERAGE

**CENTURION
TEAM
AWARD
2017**



www.KEVINWOOLHAM.COM

Not intended to solicit properties currently listed for sale. *Independently Owned and Operated E&OE **Award information available at Century 21 Millennium Inc.

FINAL PHASE



MOUNTAINCROFT



For those seeking a tranquil yet active lifestyle, Collingwood is the perfect choice. Its location on the shores of Nottawasaga Bay gives residents easy access to a huge array of sports and recreational pursuits. Along with excellent dining and shopping establishments and a vibrant business climate, there is truly something for everyone here.



Every Grandview home comes complete with quality features and finishes, such as 9' Ceilings, Garden Doors, Landscaping Package, California Textured Ceilings, Gas Fireplaces, Deluxe Oak Staircases and Stainless Steel Hood Fans.

Don't miss your chance to live in a Grandview Homes community.

BONUS PACKAGE - Hardwood In Great Room + Central Air Conditioning*



GRANDVIEW
HOMES

For more information, call 1-866-775-0333 or email: mountaincroftcollingwood@gmail.com

Visit our Model Home at the corner of Poplar Sideroad and Clark, just east of High St. in Collingwood.

www.GRANDVIEWHOMESNORTH.COM

*Bonus Package available for a limited time only. Speak to a Sales Representative for details. Specifications subject to change without notice. E.&O.E.

Home is...
where the
family plays



Unlock your future at
locationsnorth.com



PERSONAL
PROFESSIONAL
PROGRESSIVE
Real Estate
Services



CHATTERSON'S
Home
furniture
— AND APPLIANCES —

CUSTOM DESIGN

Choose your Style, Fabric, Leather, Wood Finish

From Canada's Best Manufacturers • Open 7 days • 18,000 Sq. Ft. Showroom

101 Pretty River Parkway, Collingwood
T: 705.446.3456 | F: 705.446.1922
chattersonhomefurniture.com

MANUFACTURE


Design

INSTALL



Recommended by
Jim Caruk, Master Contractor,
HGTV Host and Editor-in-Chief
of Renovation Contractor Magazine

DO-IT-YOURSELF
AND SAVE UP TO
20% ON HEATING
& COOLING COSTS*



Relax with confidence – when you choose a custom kitchen or furnishings
from Perkinsfield Kitchen & Bath Inc., you are guaranteed the excellence and craftsmanship you deserve.

Perkinsfield Kitchen & Bath Inc. has been in the business of manufacturing dream kitchens since 1997 and we pride
ourselves on customer satisfaction and personal service every time.



PERKINSFIELD
KITCHEN + BATH INC

705.527.6116

perkinsfieldkitchen@rogers.com

Like Us:



165 COUNTY RD. 6 SOUTH, BOX 1306 TINY, ONTARIO L0L 2J0

The Owens Corning™ AttiCat® Expanding Blown-In Insulation System
is a quick, easy, safe and reliable system to help you take control
of your home's comfort and energy usage.

- ✓ **Quick & Easy:** Complete in as little as 2 hours†
- ✓ **Virtually No Settling:** Keeps its energy saving R-value over time
- ✓ **Virtually No Mess:** Releases and expands inside machine for low dust

THE PINK PANTHER™ & © 1964-2017 Metro-Goldwyn-Mayer Studios Inc. All Rights Reserved. The colour PINK is a registered trademark of Owens Corning. © 2017 Owens Corning. All Rights Reserved. *Up to 20% heating and cooling savings based on Hot 2000, Version 8.7 run for a 2 storey 1972 type base house with 1149 sf per floor for an increase from R-8 to R-40 in the attic in Canadian climates. Savings vary depending on original amount of insulation in your home, climate, house size, air leaks, and personal energy use and living habits. †Blowing time, based on attic size 100m²/1000 ft² at RSI 8.8/R-50.



AttiCat®
EXPANDING BLOWN-IN
INSULATION SYSTEM

1-800-GET-PINK® or visit owenscorning.ca



PATRICK B. COULTER & ASSOCIATES INC.
CUSTOM HOMES & CHALETs
705-444-6000



WE CREATE AND CARE FOR YOUR LANDSCAPE SO YOU CAN ENJOY
the best things in life

www.hackstone.ca
519 922 2929



HACKStONE Landscapes
a Refreshing Experience



WE ARE IN SKI COUNTRY AND COTTAGE COUNTRY

COLLINGWOOD • BLUE MOUNTAIN • WASAGA BEACH • MEAFORD • BRUCE PENINSULA • SEVERN • MUSKOKA • HALIBURTON



Looking to buy a home, cottage, farm or a plot of land?

Contact me to find out how I can provide you with a list of properties that are not yet on the public open market, estate sales and investment opportunities.

Get information on great properties before anyone else sees them.

Sellers, want to know exactly what your property in my service area is worth today?

Contact me now and get a full list with details and pictures of properties like yours that have recently sold.

Ask about my Home Sale Guarantee. Before interviewing realtors, request a copy of my report, 'Questions Agents Dislike'.

Are you interested in receiving a FREE Monthly Report and Summary Page of sales activity and price fluctuation in Southern Georgian Bay (Meaford to Midland)? This information will keep you updated on the current real estate market trends and keep you 'in-the-know'. Call 1-800-611-8516 ext 1085 any day, any time.

The World Deserves To See It. You Deserve To Sell It.



ENGEL & VÖLKERS[®]

Engel & Völkers Collingwood Muskoka Real Estate Brokerage
Head Office: 15A Hurontario St • Collingwood • Ontario • Direct: 705-441-5800
Email: max.hahne@evcanada.com
www.CollingwoodMuskoka.EVCanada.com

Like Us
maxhahne



C.I.P.S. Certified International Property Specialist
I.R.E.S. International Real Estate Specialist
A.C.R.E. Accredited Consultant in Real Estate
R.S.P.S. Resort and Second-Home Property Specialist
S.R.E.S. Seniors Real Estate Specialist
A.S.A. Accredited Seniors Agent
S.R.S. Seller Representative Specialist

2019 ASCENT



SUBARU

Confidence in Motion

INTRODUCING MORE SPACE.
MORE POSSIBILITIES.
MORE FAMILY-SIZED FUN.
ARRIVING SUMMER 2018.



Introducing the all-new, three-row 2019 Subaru Ascent. This mid-size SUV features a turbocharged 2.4L SUBARU BOXER engine that creates the power of a 6-cylinder with the efficiency of a 4-cylinder. The groundbreaking Ascent comes standard with an arsenal of advanced safety systems, including EyeSight® Driver Assist Technology. The Subaru Ascent: everything Subaru knows about engineering vehicles and everything you've always wanted in a three-row, family-sized SUV. Visit ontario.subarudealer.ca or your local Subaru Dealer for more information.

SYMMETRICAL
AWD



EyeSight®
Driver Assist Technology



Vehicle shown solely for purposes of illustration, and may not be equipped exactly as shown. †See Owner's Manual for complete details on system operation and limitations. Subaru, Ascent, and SUBARU BOXER are registered trademarks. EyeSight® is a registered trademark of Subaru Corporation.



RICH COLOUR THAT STAYS TRUE OVER TIME.

Find expert service and every colour you can imagine at your locally owned Benjamin Moore® retailer.

Tripp's Paint & Revival Furniture

259 King St, Midland

705.526.7411

benjaminmoore.com



Benjamin Moore®

Paint like no other.®




©2018 Benjamin Moore & Co., Limited. Aura, Benjamin Moore, Paint like no other, and the triangle "M" symbol are registered trademarks and Colour Lock is a trademark of Benjamin Moore & Co., Limited.

Personalized to Perfection

EXCLUSIVELY AT DI PIETRA DESIGN



SEA PEARL



NERO COSMOS



WHITE MACAUBAS



WHITE ICE



ULTRA COMPACT



DI PIETRA DESIGN
COUNTER TOPS

705.727.0096 | 672 Welham Rd - Barrie | www.dpd360.com



OASIS NORTH

LANDSCAPES

www.oasisnorth.com 519 599 2102

Creating custom homes,
unique interior spaces
and valued partnerships
with our clients.

CARTER ALLEN

INSPIRED HOMES

CARTER ALLEN LTD.
Thornbury, ON
705.441.0475
www.carterallen.ca



Doug Gillis

Broker of Record*

A track record of excellence

Direct: 705.444.3853

doug@dougillis.ca




Maddy Gillis

Broker

Direct: 705.888.1616

maddy@maddygillis.ca

185' +/- OF SANDY BEACH



\$3,995,000

129 Fraser Crescent
Blue Mountains

4 4 3,448 Total FT²

NEW PRICE GEORGIAN BAY CLUB




\$1,995,000

109 Georgian Bay Lane
Blue Mountains

6 4/1 4,840 Total FT²

STUNNING HOME AT PEAKS RIDGE



\$1,995,000

122 Maryward Crescent
Blue Mountains

4 3/1 3,980 Total FT²

NEW PRICE PEAKS RIDGE



\$2,095,000

100 George McRae Road
Blue Mountains

4 3/1 4,260 Total FT²

BUILDING LOT IN GREAT LOCATION



\$449,000

Lot 5 Arrowhead Road
Blue Mountains

Building Lot

NIPISSING RIDGE




\$1,899,000

118 Courchevel Crescent
Blue Mountains

5 3/1 3,667 Total FT²

GEORGIAN VIEW ESTATES



\$819,000

107 Scotts Court
Blue Mountains

4 3 3,042 Total FT²

PEAKS RIDGE



\$359,000

Lot 7 George McRae Road
Blue Mountains

Building Lot

NEW PRICE 49+ ACRE COUNTRY ESTATE

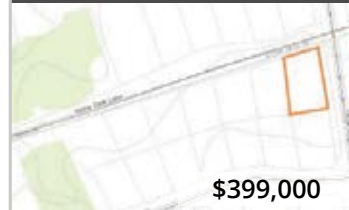


\$1,649,000

3672 124 County Road
Clearview

5 4/1 4,542 Total FT²

GEORGIAN BAY CLUB



\$399,000

100 Stone Zack Lane
Blue Mountains

Building Lot

PEAKS RIDGE



\$369,000

Lot 25 Maryward Crescent
Blue Mountains

Building Lot

GEORGIAN BAY CLUB



\$2,500,000

105 Stone Zack Lane
Blue Mountains

4 4 4,610 Total FT²

VALLEY VIEWS



\$599,000

729150 21st Sideroad
Blue Mountains

Building Lot 7+/- acres

COMMERCIAL



\$899,000

72 First Street
Collingwood

2 2 2,240 Total FT²

EXCELLENT GOLF COURSE VIEW



\$429,000

Lot 32 George McRae Rd.
Blue Mountains

Building Lot

M-1 ZONING



\$1,795,000

10045 26 Highway East
Collingwood

Vacant Lot 2.67+/- acres



Photography Credit: Teresa Corsie

TRIM DOORS STAIRS RAILING

BTM **BARRIE TRIM & MOULDINGS INC.**
TRIM | DOORS | STAIRS | RAILINGS

Monday to Friday 7am-5pm • Saturdays 9am-3pm
52 Saunders Road, Barrie | 705.739.2200 | 1.800.265.3465
www.barrietrtrim.com | Follow Us @BarrieTrim



* Top 100 RE/MAX Agents in Canada
1999, 2000, 2002, 2011, 2013, 2015, 2016 and 2017



www.dougillis.ca



RE/MAX four seasons Doug Gillis
& Associates Realty, Brokerage
67A First Street, Collingwood
Direct: 705.444.3853



ROCKSOLIDLANDSCAPES.CA

519.379.1772

John@RockSolidLandscapes.ca



Complete design & build landscape construction.

landscapeontario.com
Green for Life!



FACTORY PRICE
CUSTOM MADE

Lifestyle

L I F E T I M E

SUNROOMS

Lifestyle
HOME PRODUCTS

Get a quote from Ontario's trusted
manufacturer of lifetime sunrooms.
LifestyleHomeProducts.ca/oh-offer
1-800-465-0593










open to public
online shopping
large product range
delivery of all sizes

13 forty
LANDSCAPE
SUPPLIES

827470 Grey Road 40
Clarksburg, Ontario
519 599 1340
www.13forty.com



BF
BLAKE FARROW
PROJECT

CUSTOM HOMES, CHALETs & RENOVATIONS
705.443.8406 | BlakeFarrowProject.ca



LIVE INSPIRED

Building on a tradition of excellence with an expanding, elite team, Sotheby's International Realty Canada is proud to introduce our newly opened Collingwood office. Our commitment to clients remains timeless: you receive marketing, expertise and service of exemplary quality, regardless of your home's neighbourhood or price range. Through exclusive marketing opportunities and an international sales network, your property is showcased to more qualified buyers– in Georgian Bay, across Canada and around the world.

243 Hurontario Street, Collingwood, ON
705.416.1499
sothebysrealty.ca

Sotheby's | Canada
INTERNATIONAL REALTY

Sotheby's International Realty Canada, Brokerage is Independently Owned & Operated.



We carry
LEPAGE
MILLWORK


CEDARPORT
WINDOW & DOOR CENTRE INC.
www.cedarport.ca

Quality products.
Quality service.

Thornbury - King's Court Plaza Highway 26
519.599.6252 800.347.7724

Orangeville - Mono Plaza, Unit B2
(633419 Hwy 10, 3km N of Orangeville)
519.941.7208 800.668.2087



Sotheby's
INTERNATIONAL REALTY
Canada

SOTHEBYSREALTY.CA

LIVE INSPIRED

Your best life begins with a home that inspires you.



\$3,988,000

Sandy Bay Road, Penetanguishene

This remarkable 10,000 sq ft, 20 acre estate is located on the shores of Georgian Bay. Just 95 mins to Pearson. Views from inside the house are nothing short of spectacular! Sandy beach and 380' of shoreline. Developed into one of the most exceptional estates on Georgian Bay and will provide your family with incredible memories for generations.



\$2,995,000

114 Green Acres, Grey Highlands

Winter Skiing and Summer Swimming. Beautifully hand crafted log home. 5,000 sq.ft., 7 bedroom, 5.5 bath. In-law suite above the double car garage, with separate entrance. Pristine sandy shoreline on Lake Eugenia. 1 3/4 hours to the Greater Toronto Area. Short drive to Beaver Valley Ski Club.



\$1,850,000

Royal Island 810, Honey Harbour

A rare opportunity to own the historic Royal Island in Honey Harbour. The Royal Hotel once stood overlooking the channel from 1903 to the mid 1970's. In its glory years it was 'The' Destination of Georgian Bay and now awaits the development of your dreams.



\$1,350,000

900 Kahshe Lake, Gravenhurst


Kahshe Lake, Muskoka. Turnkey, private, water-access only 5+ Bed/2 Bath, 3,050 sq.ft. family retreat just 90 minutes from GTA. Majestic wood burning fireplace, lakeside bunkie, outdoor shower and only 6 minute boat ride to the marina. Built by renowned Canadian designers and featured in Style at Home and Cottage Life Magazines.



\$480,000 - \$1,170,000

Tiny vacant lots

Three vacant parcels of land. 22 to 44 and 88 acres with majestic views of Georgian Bay, Thunder Beach Bay, Beckwith, Christian Island and Blue Mountain. Only 1:45 hours to GTA and 15 minutes to town.



\$899,900

89 Stanley St, Collingwood

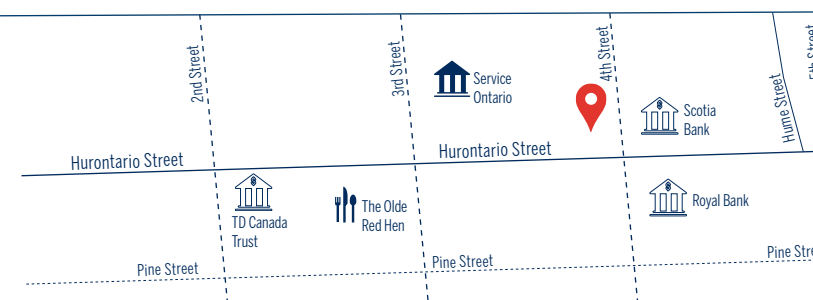
Raised Bungalow, close to schools and downtown. Full town lot and only 5 years old. Open concept floor plan, stone fireplace, 4 bedrooms, 3 bathrooms + bonus room, 3,819 sq.ft.



\$775,000

690 Kahshe Lake, Gravenhurst

Fabulous Viceroy water-access cottage on Kahshe Lake just 90 minutes from GTA. This modern, furnished, turn-key 3+1 bedroom, 2.5 bathroom family cottage has a warm pine interior and open concept living.



KEVIN GILCHRIST
Broker

705.443.2880
kgilchrist@sothebysrealty.ca
CollingWoodAgent.com



SOTHEBY'S INTERNATIONAL REALTY CANADA, BROKERAGE | 243 HURONTARIO STREET, COLLINGWOOD | 705.416.1499

E.&O.E.: This information is from sources which we deem reliable, but must be verified by prospective purchasers and may be subject to change or withdrawal. **Broker
Sotheby's International Realty Canada, Brokerage. Independently Owned and Operated.



Coming soon

Visit Chantico Fireplace Gallery – the first choice of homeowners and custom builders

CHANTICO
fireplace gallery

209784 Hwy. 26 | Craigleith Ontario L9Y 0L8
Tel | 705 | 445 | 9688
Email | admin@chanticofireplaces.com
Website | www.chanticofireplaces.com



DOWNSVIEW
KITCHENS
AND FINE CUSTOM CABINETRY



Visit our website: www.downsviewkitchens.com



The Downsview cabinetry collection is custom crafted in North America and available through select kitchen design showrooms
DOWNSVIEW KITCHENS 2635 RENA ROAD, MISSISSAUGA, ON PHONE (905) 677-9354



MY TIME IN A TRAILER, is coming to an end. I couldn't be more relieved. I've been living in a trailer on my property while my house is being built.

I use to love watching YouTube videos about living in a tiny home or camper. The bloggers make it seem so easy, fun, freeing and a little romantic. It all sounds lovely. In practise, it is not.

For me, the first two months were spent without hydro and, therefore, internet. I became very friendly with a sweet gal in the hydro office in Barrie. I would call a couple of times a week to see if and when my electricity would be hooked up. We also chatted about what she was watching on Netflix. I did have a generator, kindly lent to me by a good friend, who also taught me how to work everything in

my trailer. Oh I forgot to tell you, I had never camped or stayed in a trailer before! When hydro was finally connected, my happiness was right up there with having my three beautiful children... ok, not quite, but close!

Photographing the homes for this issue was a joy. We bring you a historic stunner with many beautifully preserved varieties of wood, two townhomes in the same complex that each show distinctive decorating styles, and a renovated home with a fantastic view. I walked through all of these homes, envisioning what it will be like to be in my finished home, with my three dogs and one old cat. Being in these lovely places kept me positive as I went home to my small, cold trailer.

When I do move into my house (hopefully soon) and the trailer heads on down the

driveway to a new owner, I will not be sad to see it go. I'll stand and watch it leave and then stretch out on my sofa watching Netflix in my warm, beautiful home.

Sara Martin

Sara Martin, *Managing Editor*
sara.martin@ourhomes.ca

Follow us    Subscriptions
subscribe@ourhomes.ca

online Get more at ourhomes.ca



YOU MAY HAVE HEARD WE'RE "MORE"...

It's true. By delivering unmatched design and enduring craftsmanship while staying on time and on budget, you end up with... *well, more.*



WANT MORE EASE? WATCH HOW AT THELANDMARKGROUP.CA



Van Allan *design centre*



casual furnishings, lighting, linens
window treatments, decor and much more

150 First Street, Collingwood
Open every day from 10 until 5
www.vanallandesign.com 705-293-4663

L. PATTEN & SONS

Quality Custom Homes Since 1958



L. PATTEN & SONS specializes in custom-built homes and chalets in and around the Georgian Bay area. Let 60 years of experience building custom homes work to build you the home of your dreams.

705.444.6186 info@lpattenandsons.ca
www.lpattenandsons.ca

ourhomes®

STYLE • COMFORT • IDEAS • REAL ESTATE
S O U T H E R N G E O R G I A N B A Y

REGIONAL PUBLISHERS Jamie Jefferson
Georgette McCulloch
REGIONAL ASSOCIATE PUBLISHER Simone Sterio-Risk
REGIONAL MANAGING EDITOR Sara Martin
REGIONAL PRODUCTION MANAGER Kelly Donaldson
MARKETING & ADVERTISING Simone Sterio-Risk, 705.888.1959
simone.steriorisk@ourhomes.ca
MARKETING & ADVERTISING GREY/BRUCE COUNTIES Betty Ann Fawcett, 519.986.2599
bettyann.fawcett@ourhomes.ca
DISTRIBUTION distribution@ourhomes.ca

REACH US EASILY: firstname.lastname@ourhomes.ca

OUR HOMES is a registered trademark of OUR HOMES MEDIA GROUP INC.
OUR HOMES SGB is published four times a year (January, April, July and October).
OUR HOMES is distributed via Canada Post in southern Georgian Bay and via addressed mail to the GTA addresses of those who own recreational property in Southern Georgian Bay, yet live primarily in the GTA. OUR HOMES is also available for free pickup throughout Collingwood, Blue Mountain, Wasaga Beach, Clearview Township, Thornbury and Meaford. OUR HOMES is also distributed at grocery retailers, throughout Blue Mountain Village and at the area's private ski and golf clubs.

Please send all letters and/or feedback to OUR HOMES Magazine,
25 Elgin St., Collingwood, ON Canada L9Y 3L6. Or email us at editor@ourhomes.ca.
All letters received are subject to editing for grammar and length.

OUR HOMES MEDIA GROUP INC:

EDITORIAL
EDITOR-IN-CHIEF Georgette McCulloch
ASSOCIATE & WEB EDITOR Laurel Fortin
MANAGING EDITORS
Nancy Belgue, Adrienne Brown,
Walter Franczyk, Mary Hatt,
Gina Makkar, Sara Martin,
Tiffany Mayer, Georgette McCulloch,
Tamarisk McNalty Stephens, Melissa North,
Merrilyn Patterson, Heather Wright
ART
ACTING ART DIRECTOR Robynne Sangiuliano
ASSOCIATE ART DIRECTORS
Sheila Britton, Michelle Losier
DIRECTOR OF PHOTOGRAPHY Jason Hartog
PRODUCTION
PRODUCTION DIRECTOR Lynn Derrick
PRODUCTION MANAGERS
Julia Dempsey, Kelly Donaldson,
Marilyn Reid, Tracy Shuttleworth
OPERATIONS
MANAGING DIRECTOR, SALES & MARKETING
Jamie Jefferson
jamie.jefferson@ourhomes.ca
MANAGING DIRECTOR, OPERATIONS
Georgette McCulloch
ACCOUNTING Tyler Annette
CLIENT RETENTION & DISTRIBUTION
Lisa Merrell
ACCOUNTS RECEIVABLE Cindie Tonan

CONTRIBUTORS

Sheila Britton, Tara Chattell, Laurel Fortin, Bonnie Fox, Walter Franczyk,
Jason Hartog, Sandy MacKay, Sara Martin, Dawn McConnell,
Georgette McCulloch, Jenelle McCulloch, Dolores Pian, Melanie Rekola,
Kristin Schnelten, Mehreen Shahid, Yanic Simard, Cynthia Soda, Rachel St. Louis

Advertisements and the content, including photos, of advertisements published within OUR HOMES magazine are supplied solely by the advertiser and neither the publisher nor OUR HOMES Media Group Inc. accept responsibility for opinions expressed in advertisements or for copyright issues with regards to photos, advertising copy and advertisements, nor shall they be held liable thereby. By act of reading this publication, all advertisers and readers agree to indemnify and hold harmless both OUR HOMES Media Group Inc., and the publisher thereby. Copyright ©2018 OUR HOMES Media Group Inc. All rights reserved. Reproduction without permission is prohibited. Publications Mail Agreement Number 41692020.

OUR HOMES CAN BE FOUND IN THE FOLLOWING MARKETS:

• Barrie/Orillia/Midland • Grey Bruce • Hamilton • London • Muskoka
• Niagara • Oakville/Burlington/Mississauga • Ottawa • Peterborough
• Southern Georgian Bay • Toronto & York Region • Region of Waterloo
• Wellington County/Orangeville/Caledon • Windsor



CHRISTIE'S
INTERNATIONAL REAL ESTATE

With 46 affiliates in 136 countries, we are local experts with a global connection.

Let us take you home.

EXCEPTIONAL PROPERTIES. EXCEPTIONAL LOCATIONS.

TORONTO | 416.925.9191
COLLINGWOOD / SOUTHERN GEORGIAN BAY | 705.445.5454
OWEN SOUND / GREY BRUCE | 519.371.5455
WIARTON | 519.534.5757
PRINCE EDWARD COUNTY | 613.471.1708
HALIBURTON | 705.754.0880
PETERBOROUGH / THE KAWARTHAS | 705.652.5000
MUSKOKA / PORT CARLING | 705.765.6878

MUSKOKA / FOOT'S BAY | 705.375.9191
LAKE OF BAYS / HUNTSVILLE / ALMAGUIN | 705.789.1001
GRAVENHURST | 705.765.6878
ERIN / CALEDON / MONO | 519.833.0888
LAKE SIMCOE / NORTH OF MARKHAM | 289.338.0767
STRATFORD / HURON-PERTH | 289.338.0767
NORTHUMBERLAND COUNTY | 905.800.0321
KITCHENER/WATERLOO* | 519.804.7200 *Affiliate Office

CONTENTS

FALL/HOLIDAY 2018



ON THE COVER

Designer Catherine Staples decorates for the Collingwood Holiday House Tour. Story, page 110. Photography by Jason Hartog.



80



36

LOCAL FEATURES

- 36 Style Picks** Create warmth in every room with these toasty finds.
- 52 Feature Home** Preserving Thornbury's past is a labour of love, but worth it.
- 68 Feature Home** Two townhomes, two different but timeless interiors.
- 80 Spotlight** Style, design and fashion all under one roof at Dovetail Interiors.
- 88 People** Find help for your home just around the corner.
- 110 Holiday Tour** Take a festive-filled tour of seven merry and bright homes.
- 138 Home & Designer** A family enjoys the ideal home wrapped around a view.

DEPARTMENTS

- 24 Editor's Note**
- 32 Publisher's Note**
- 34 Advice** Surface Ideas
- 40 Good Taste** Java Trend
- 42 Design Ideas** Go Big
- 46 Gardening** Garden Fires
- 50 Double Take** In The Study
- 64 Projects** Make Depression Glass
- 66 Cooking At Home** Classic Cookies
- 76 Green Living** Raking Tips
- 82 Crafty Ideas** Twine Trees
- 84 Decorating** Tub Rules
- 102 Focus** Sofa Styles
- 106 Real Estate** Insurance Counts
- 108 Cooking At Home** Ginger Loaf
- 126 Crafty Ideas** Festive Place Cards
- 150 Gardening** Feed The Birds
- 154 Good Taste** Skinny Eggnog
- 156 Home Resource Directory**
- 160 Cooking At Home** Fall Soup
- 162 At Home With** Mark McEwan



Cabneato

Transform Your Kitchen Today™

705.444.5005 cabneato.com

"I am thrilled with the money I saved by refacing, rather than replacing my kitchen. The Cabneato team was friendly, reliable and professional from start to finish. I finally have the kitchen I have always dreamed of." Jennifer S.


 C A M B R I A[®]
 BEYOND THE SURFACE



Inspired by the rich and timeless beauty of the legendary land of whales, Cambria is more than just a countertop. Each of Cambria's 156 designs comes with its own origin story and inspiration. Pictured is Skara Brae, a new design which exhibits a strength and lasting durability once found in stone built dwellings of prehistoric Scotland.

With Cambria's superior durability and unmatched beauty it's the right choice. Each slab is nonporous and never requires sealing or polishing.

Begin your story at The Slab Gallery where we feature over 50 full slabs of Cambria's stunning designs.

Interested in Cambria quartz for your next project; contact Elegant Solutions for a list of preferred partners or book a tour of the Slab Gallery to get started.

*elegant*solutions

12 Sarjeant Drive, Barrie | 705-797-0114



Come and visit the Slab Gallery...



Discover Stunning Designs & Experience the Movement of Over 50 Cambria Quartz Slabs.


 C A M B R I A[®]
 SLAB GALLERY

*elegant*solutions
 Custom Cambria Quartz Surfaces

By Appointment Only
 Elegant-Solutions.ca | 705-797-0114



Simone Sterio and celebrity designer Sarah Richardson at Macdonald's Furniture and Appliances.

I ATTEND MANY WORK-RELATED EVENTS.

At first, when stepping back into publishing, it felt like a necessary obligation – shop openings, galleries, home shows, local fundraisers, Chamber and BIA meetings, association dinners, seminars, workshops and town meetings! It's what I *had* to do. But, over the years, my feelings have shifted and I've come to the realization it's what I *want* to do.

Whether it's a few hours a few evenings a week, or volunteering all year-round, I'm listening and learning (and talking – I like to talk) about what's happening in our region.

I meet many of the magazine's loyal partners this way, but I realize now it's not only for business, it's for connectedness, which is important for my health and happiness. As a new resident said to me the other day, "our community is so vibrant."

In this Fall/Holiday edition, we bring you a mix of new and familiar faces in our local People section on page 88. Our Style Picks (page 36) highlight local products for you to check out before you start your Christmas shopping.

And if more holiday inspiration is what you're after, turn to the Holiday House Tour on page 112 where we applaud members of our community for joining in to support and fundraise for The Canadian Shelter Foundation and many other local charities. OUR HOMES is a proud partner and sponsor of this annual event, put on by Royal LePage Locations North.

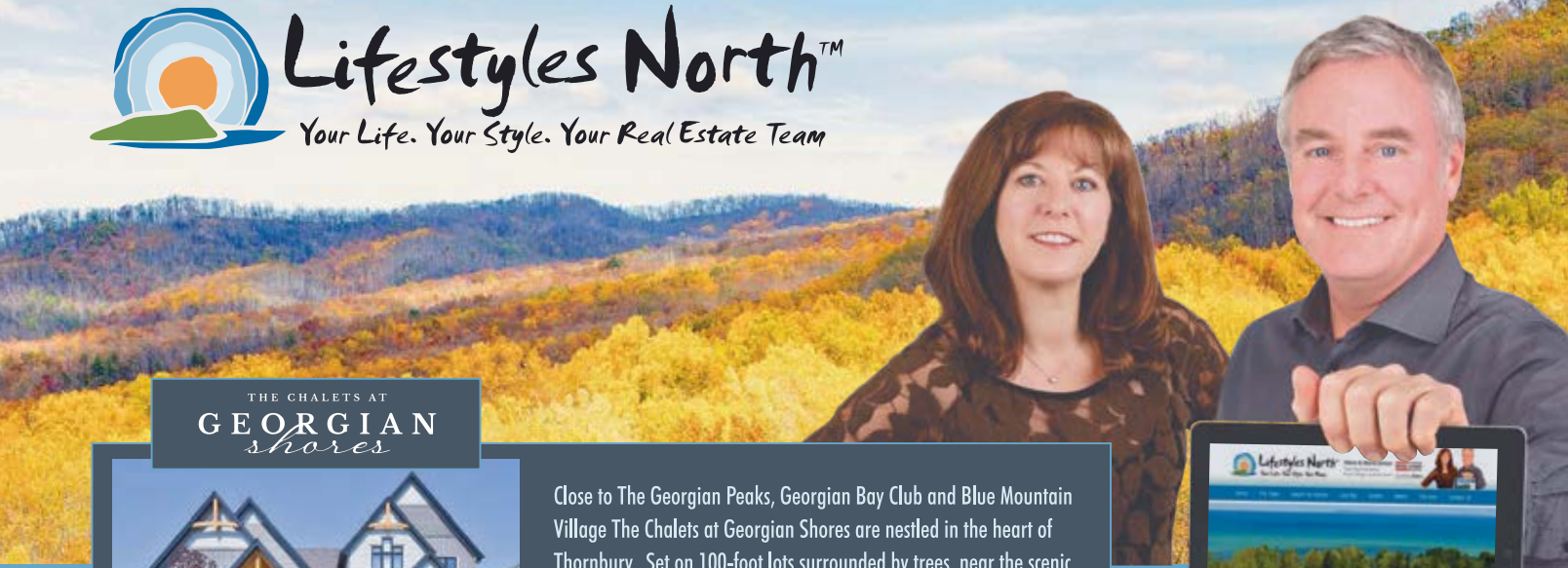
There may still be a few tickets left for this action-packed day! See page 77 for details.

As always, we let you peek inside local homes and bring you exclusive recipes and ideas for your home.

We'll be back in January when the snow flies but more likely, I'll bump into you at an event first!

Simone


Simone Sterio-Risk, Associate Publisher
simone.steriorisk@ourhomes.ca



THE CHALETs AT
GEORGIAN
shores




Close to The Georgian Peaks, Georgian Bay Club and Blue Mountain Village The Chalets at Georgian Shores are nestled in the heart of Thornbury. Set on 100-foot lots surrounded by trees, near the scenic Georgian Trail, The Chalets at Georgian Shores offer luxury finishes and floor plans, designer interiors, natural gas fireplaces, hardwood flooring and granite countertops. Priced from mid \$800's



\$1,325,000

Stunning views of the Thornbury harbour and Georgian Bay from this spacious updated 4 bedroom 3½ bath condo at Riverwalk.
GeorgianBayView.ca




\$1,225,000

Must See! Prime waterfront in the heart of Georgian Bay. This 80' fully serviced lot with cottage is a short walk to Thornbury!
LakeDriveView.com




\$899,500

A short walk to Alpine Ski Club with room for entertaining family and friends. Features 3 bedrooms and soaring cathedral ceilings.
WalkToAlpine.com




\$1,450,000

Stunning Jack Arnold designed French Country Estate! Set back on Brewsters Lake, this spectacular property is the ideal private getaway.
ChateauLakeview.com




\$990,000

Built by premier area builder, the house features an open concept main floor, great room, gas fireplace, high ceilings and lots of natural light.
LoraBayWestRidge.com




\$1,375,000

Imagine relaxing in a hot tub after a day on the slopes, watching the fireworks over the scenic vista of Blue Mountain.
Walk2Blue.com



\$845,000

This spacious 5 bedroom, 2.5 bathroom home in Wasaga Sands is set on a ¾ acre estate lot and features quiet rural surroundings.
WasagaBeachHome.com



\$775,000

This traditional chalet is walking distance to Craigeleith Ski Club. Entertain family & friends or relax apres ski.
CraigeleithSkiChalet.com

*Sales Representative, RLP Locations North Brokerage




Marla Simon*
Direct: 705-994-2595
Office: 519-599-2136
Marla@LifestylesNorth.com

Steve Simon*
Direct: 705-994-2353
Office: 519-599-2136
Steve@LifestylesNorth.com



ROYAL LePAGE
CHAIRMAN'S CLUB
NATIONAL TOP 1%
2015, 2016, 2017



LANDSCAPING DREAMS

advice



COUNTERTOP PERPLEXITY

Interior Designer **Dolores Pian** shares her ideas.

Planning a new kitchen or bathroom? Confused by the many counter choices? Have you gone from enthused to confused? Let's see if we can clear up your countertop perplexity.

WHAT IS YOUR COUNTERTOP PERSONALITY?

What kind of surface fits your lifestyle? Is it easy to maintain? What is your budget? Digging deep into these questions will get you closer to the right solution for you.

POPULAR CHOICES

While there are a variety of materials, we'll review the most popular choices:

NATURAL STONE: Including granite, marble and soapstone. Stone is mined from the earth. Granite is granular with sparkle. Marble has its flamboyant veining while soapstone has a matte finish and old-world charm. Granite and marble are porous and must be sealed regularly to prevent staining and moisture retention. Soapstone feels soft but is durable and doesn't stain. It should be sealed with mineral oil.

MAN MADE: As seen in plastic laminate, quartz and large format ceramic tile.

Plastic laminate is perfect for the budget conscious. Known under brand names such as Arborite, Formica or Wilson Art, it is hard plastic sheeting glued to plywood. It comes in a variety of designs from plain to fanciful. Sinks and faucets must over mount and have a water-tight seal, otherwise water will leak and will warp or rot the plywood. The edging and backsplash can be made in one piece. Countertops are available from most fabricators and large box hardware stores.

Quartz is a mix of natural quartz, resins and colouring agents. Common brands include Cambria, Corian Quartz, Ceasarstone and Silestone. They can imitate the pattern of stone or come in various colours to reflect your unique décor. It is non-porous, does not require a sealant and is low maintenance. Since it is a resin mix, you cannot put a hot pot directly on the counter. You must use a trivet.

ARBORITE: Veiled Ghostwood

ARBORITE: Topografik Clay



CAMBRIA: Skara Brae

Large format tiles are non-porous, ceramic-slab tiles. Brands such as Laminam by Stone Tile come in a standard size of 64-by-128 and a half-inch thick.

LAMINAM: Calce Antracite

LAMINAM: Legno Venezia Corda



CAMBRIA: Clareanne Matte

MATTE OR SHINY FINISH

Shiny surfaces can cause extreme glare and eye strain and because of that, matte surfaces are gaining in popularity. Historically, designers have been big fans of matte surfaces for a soft, sophisticated look that minimizes fingerprints and smudges.

COST

Costs for counters can vary wildly. With quartz in particular, cost is affected by the quality of the quartz stone being used, the method of manufacturing (some use fillers such as sand), country of origin and photo reproduction quality of the pattern. Ask for a specification sheet outlining all the ingredients to know what you are buying.

Other expenses include installation fees, location of the project, thickness of material, edge details and the number of cut-outs required. Generally, 90 per cent of your cost is designated to labour and 10 per cent to raw material.

Large format tiles are comparable to quartz. Granite, marble, soapstone and basic quartz are now similar in price.

FOOD SAFETY

When preparing food on counters, always use a separate cutting board and clean up with a mixture of vinegar and water to disinfect the counter.

NEW AND NOTABLE

DuPont's Corian is now offering a charging surface that can power up your devices wirelessly. A transmitter is embedded under the counter. Just plug a charging ring into your device, place it on the counter and recharge your battery.



DUPONT CORIAN: Charging Surface

Now that we've cleared up your countertop questions, have you gone from confused to enthused? ON

LEGENDARY GROUP CUSTOM PREFAB HOMES



MODERN | TIMBERFRAME | LOG BUILDING CUSTOM HOMES FOR OVER 20 YEARS



the art of innovation

475 TENTH LINE, COLLINGWOOD | (705) 444-0400 | info@canadaprefab.ca

canadaprefab.ca

the warmth WITHIN

PHOTOGRAPHY BONNIE FOX

It's getting cold outside. Stay inside and create warmth throughout your home.



1 CLERKSON'S HOME STORE

Rugs
If you think you can't find the right carpet for your home, Surya has over 65,000 hand-loomed wool carpets to choose from. So now there are no excuses, go and find the right rug to warm your toes.
85 Hurontario St., Collingwood
705.445.1988 | clerksons.com

2 COLLINGWOOD CARVER

Custom Carving
Let your imagination fly! Have a custom carving created for you or stop by and choose from any number of large carvings that live outside and will welcome your friends and family to your home.
Grey Rd. 21, The Blue Mountains
705.606.6537
Instagram.com/collingwoodcarver

3 BAYWOOD DESIGNS

Chalk Paint
A colour found in Venetian palaces and Vietnamese temples, Primer Red by Annie Sloan is just one of the many colours used by Baywood Designs' Lindsay Herbert to transform furniture with her custom finishes.
164 Clark St., Clarksburg
519.599.5444 | baywooddesigns.com

4 KILBY GALLERY

Art
This 44-by-60-inch acrylic on canvas is based on a scene near Kimbercote, and is titled *The Conversation*. You can almost hear the ravens cawing to each other.
201 Marsh St., Clarksburg
519.372.7971 | donkilby.com

5 KETTLEWELLS

Butcher Block
This vintage German butcher's block is a sturdy base to toss together salad or stuffing. Its original patina has been preserved and adds to its rustic charm. The large bowl and vintage Hungarian grain sack help make the work easy.
4537 County Rd. 124, Collingwood
705.445.7066 | elainekettlewell.com

6 FAD INC. (FARROW ARCARO DESIGN)

Faux Fur Blanket
Check out these faux fur blankets, shearling upholstery and warm textiles trending for fall. We love them and know you will too.
51 Hurontario St., Collingwood
705.444.8330 | farrowarcarodesign.ca

Continued on page 38

7

Linear fires are
so inviting and
on-trend.



8



9

7 GEORGIAN DESIGN CENTRE

Fireplace
The flame on this 74-inch electric fireplace has the look of a true wood-burning fireplace but without the huge installation. Just mount it on a wall, plug it in and enjoy immediate heat and ambience.
84 High St., Collingwood
705.444.2100 | georgiandesigncentre.ca

8 MACDONALD'S FURNITURE AND APPLIANCES

Sofa
With so many sectionals to choose from, head to Macdonald's to test out the best one to curl up on. This Canadian-made beauty is called the *Cuddler*.
206518 Hwy. 26 E., Meaford
519.538.1620 | macdonaldsfurniture.com

9 LAGOM 142

Trays
A simple wrought-iron base lets the interchangeable trays take centre stage. Choose from a variety of glass, mirror or wood in many colours and patterns. Soy-base candles have scents that evoke regions of Canada.
142 Mill St. Creemore
705.520.0142 | heirloom142.com OH



Create an oasis with a
beautifully-crafted
bedroom suite.

Macdonald's
Furniture & Appliances

65th

ANNIVERSARY

Meaford
800-265-3172
macdonaldsfurniture.com

LIVE INSPIRED
Your best life begins with a home that inspires you.



PEAKS BAY CHALET

This beautiful chalet is move in ready, everything you need for year round enjoyment! Views of the ski hills and the water, access to Georgian Bay. Offered at **\$2,295,000**



It takes extraordinary sales associates to maintain our brand vision of artfully uniting extraordinary homes with extraordinary lives.

Sotheby's International Realty Canada is pleased to welcome:

Holly Stone*

705.888.5775 | hstone@sothebysrealty.ca

E&O.E: This information is from sources which we deem reliable, but must be verified by prospective Purchasers and may be subject to change or withdrawal. Sotheby's International Realty Canada, Brokerage. Independently Owned and Operated. Not intended to solicit properties currently listed for sale. *Sales Representative

good taste

Coffee TONIC

Don't wait for this coffee trend to hit your local spot. The Coffee Tonic is refreshing and light, while still delivering your daily dose of caffeine. The idea originates in Sweden, yet has made noise throughout many large cities, and now in your own kitchen.

RECIPE AND PHOTOGRAPHY
JENELLE MCCULLOCH



INGREDIENTS

Ice
Tonic water
Espresso or cold brew coffee
Garnish: Citrus fruits and rosemary sprig or maraschino cherries and pomegranate syrup

DIRECTIONS

Fill a glass with ice and top with tonic water until about an inch from the rim.
Slowly pour in espresso or cold brew coffee so that it floats on top.
Serve with a squeeze of fresh citrus and a sprig of rosemary to brighten it up. Or, for a deeper complexity, garnish with maraschino cherries and pomegranate syrup. **OH**

online

Get more recipes at ourhomes.ca/mag/cook



Experience the signature design and distinguished excellence of Gilbert + Burke

We have a commitment to the exceptional. Gilbert + Burke is one of the most respected names in upscale home and cottage design and construction in the Southern Georgian Bay, Muskoka, Kawartha, and GTA regions. We create stunning and unique spaces, inside and out, using the very best techniques, materials, and craftspeople.

gilbertburke.ca

Tf: 866.846.9254 | Muskoka • Kawarthas • Simcoe • Durham
Southern Georgian Bay Region • GTA

GILBERT + Burke
DESIGN / BUILD / REMODEL

10 WAYS TO GO BIG



STORY **YANIC SIMARD**

In interior design, choosing the right scale is always important – and sometimes bigger really is better! Here are my top 10 ways in the home to consider going BIG with your décor choices to create a strong statement and a generous sense of luxury.

Light Fixtures

Oversize lights add big drama and character to elevate the look of an entire space. This is especially true when you mix the scale of a grand chandelier with a modern shape to create an unexpected effect.

1 For a sense of balance, try a large pendant fixture with an airy form that includes a lot of clear glass or negative space, like an angular fixture. The silhouette is can't-miss-it big, but the look isn't overwhelming.

2 Floor lamps with a 24-inch shade or larger match the scale of a large piece of furniture like a bed or sofa, giving the whole grouping a sense of weight. Using simple drum or cone shades in a solid neutral colour makes sure the look is strong but not too heavy.

1. ZANEEN: 39-inch Willy 100 Suspension Light in Black **2. TROY LIGHTING:** Uni in Tide Pool Bronze **3. MOOOI:** Random Light in White




Patterns & Papers

In the digital era the options for patterns and even custom prints are virtually endless. Rather than playing it safe, consider using a paper or wallcovering with a large-scale pattern, one that you can see without having to stare at a wall up close.

3 Love a wallpaper with a large print but don't want to overwhelm the room? Such a wall covering is perfect for a single accent wall, paired with neutral paint for the remaining, creating a dramatic focal point in a balanced way.

4 When choosing a large-scale print for wall coverings, look for ones with light backgrounds that can be matched to a nearby wall colour. This helps create a seamless effect and a sense of depth, which avoids visually shrinking the room.


4. ROLLOUT: Colourinky Wallpaper **5. COLE & SON:** Bahia Wallpaper **6. OSBORNE & LITTLE:** Bamboo W7025-01 Wallpaper **7. ROLLOUT:** Ballpoint Pen Wallpaper **8. CALICO WALLPAPER:** Satori Mountain Wallpaper *Continued on page 44*

Red Apple Electric


Heather McIlwee
Master Electrician
ECRA/ESA #7012230

Collingwood, ON
705.716.3738
redappleelectric@gmail.com



Ashtons

BLINDS · DRAPERIES · SHUTTERS



IN-HOME CONSULTATIONS | MOTORIZATION | AUTOMATION
UPHOLSTERY | CUSTOM BEDDING

KING'S COURT, THORNBURY
519 599 7695 | ashtonsblinds.com



Heirloom 142

Old World Antiques - Wool Blankets - Dash & Albert Rugs
Pine Cone Hill - Fusion Mineral Paint - Milk Paint
142 Mill St. Creemore www.heirloom142.com

Give the Gift of Warmth



Lagom 142

Scandinavian Home & Gift
142 Mill St. Creemore 705-520-0142
 [lagom142creemore](https://www.instagram.com/lagom142creemore)

Seating

Seating is definitely an area where quality should not be ignored for the sake of quantity. It is often better to have fewer bar stools or dining chairs in a generous size that people will truly want to use.

Regardless of the size of the seat you choose, a person needs 24 to 30 inches of width to dine comfortably. Choosing wide seats (24 inches or more) ensures each guest has enough space reserved, while giving your island or table a rich, filled-in look.

In a living or family room, use a wide, plush sectional sofa to create a comfortable environment for day-to-day lounging. Even in a small space, a large sofa will make a room feel grand, and you'll be able to fit in a few extra guests when entertaining.



9. CB2: Reynolds Navy Velvet Chair 10. ARTERIORS: Calvin Bar Stool 11. KORSON FURNITURE DESIGN: Obax Tub Chair

Art & Mirrors

Scale is never more important than when talking about wall art – after all, it's hard to make a statement if you can't even see the piece.

Gallery walls have been a trend for nearly a decade, and they have their place, but there's also a beautiful simplicity to a singular large-scale canvas or photo print. Choose a piece that takes up at least 60 per cent of the available wall height to make a grand statement and a true focal point.

To capture the eye and also double the apparent size of the space, choose an oversize mirror hung prominently on the wall. A circular shape will add some softness to the room, perfect for a bedroom, living room or dressing suite.



A large pendant fixture with an airy form, like the angular fixture used in this transitional kitchen, gives a sense of balance.

A large scale makes your island a standout visual feature as well as a central hub.

Kitchen Islands

With eat-in kitchens being ever more popular, many are choosing islands much deeper than the typical 30 to 42 inches. A large scale makes your island a standout visual feature as well as a central hub.

To allow for both diners and a home chef to coexist in harmony, consider an island that's 48- to 60-inches deep, with seating on two or three sides to allow for natural conversation. With a truly comfortable island, you might not need a separate breakfast nook at all.

To suit the scale of a feature island, consider a marble or quartz counter with rich veining. Keep in mind that large-scale veins won't show well on a small sample, so you'll want to visit a quality showroom to see larger slabs and get the full picture. OH



CORINTHIAN

KITCHEN & BATH STUDIO

Professional design services | Full kitchen and bath renovation services | Cabinetry, Counters, Plumbing Fixtures and Accessories

Visit our showroom at 99 King St. E., Kings Court Mall, Thornbury
info@corinthiankitchens.com | 519-599-2800 | corinthiankitchens.com





scot-build
developments inc

renovations | custom homes | additions

Scott Young
705 888 2759
scot-build@hotmail.com





ring of FIRE

STORY **MELANIE REKOLA**

Fire is fascinating. Our human ancestors used fire to stay warm, cook food and keep predators at bay. It is also believed that human socialization began while huddled around the hearth.



PHOTO: REGENCY FIREPLACE PRODUCTS

Adding cosy warmth and ambience to modern-day al fresco areas, the outdoor fireplace often serves as a design anchor at the centre of an outdoor living space. The fire also offers a place where people can relax and unwind together even when there's a chill in the air.

Here's a primer on how to bring fire and style to your outdoor space.

SELECT A STYLE

Freestanding Fireplaces: Adding a more formal or modern touch, these large, built-in fireplaces are simply gorgeous. They also offer opportunity for trendy, integral wood storage boxes, hearths, mantels and sometimes even a spot for an outdoor television. Some prefabricated models are offered but most often these

are custom built and faced using a wide range of natural and/or manmade materials, including brick veneer and natural stone. Typical chimney and venting requirements for wood-burning units are dictated by strict local building regulation, making natural gas the fuel of choice due to less stringent zoning requirements. As with most things custom-made, freestanding fireplaces often come with a hefty price tag.

Fire Pits: The original open fire feature, these range wildly in design and price tag. They can be pre-fab or custom, simple or extravagant. At their most basic, a humble campfire dug into the ground and lined with stone boulders might work for some, while others may choose a high-end, custom fire feature that doubles as a dining table. *Continued on page 48*



Tulip & Lëuk 705.445.4694
Lëuk no2 705.446.2626
Lëuk Huis 705.293.2323
78, 124, 126 Hurontario St
Collingwood
leukbijhermas.ca

For all things warm and cozy







BUILDER of CUSTOM HOMES & SPACES
...for sophisticated clients.

UPSTREAM CONSTRUCTION

416.271.4488 | upstreamconstruction.com

PHOTO: DEKKO



PHOTO: DEKKO


Fire tables are brilliant – they can be used where space is limited, and you can take them with you if you move.

Fire Tables: Perfect for tight spaces and easy on the bank account, fire tables are all the rage. Often fueled by propane and available in an assortment of styles, they are brilliant in the sense that they are also moveable, meaning you can also take them with you when you move.

PICK A FUEL

Wood: Wood burning fireplaces look and smell like a real campfire. To some, the odour part can be looked at as either a pro or a con! They give off lots of toe-warming heat and their fire light is nice and bright. On the negative side it takes time to build and prepare a roaring fire. They can be messy and sometimes require extra cleaning and maintenance. Wood burning fire features are also dictated by stringent local guidelines and some residential areas don't allow them at all. Yearly permits may also apply.

Natural Gas: Natural gas is a quick way to enjoy a fireside evening. They are user-friendly, easy to maintain and offer a good heat source so long as they are rated at the proper output. Unfortunately they can be expensive to run and often the fire light is barely detectible until the sun is completely out of sight.



A fire table creates warmth and ambience outside.

PHOTO: ELITE POOL DESIGN

Propane: Also quick and efficient, propane fire features are great for those impromptu mid-week date nights or quick drinks with friends. Yes, this fuel source is costly but on the flip side the firelight is quite obvious even during daytime hours. Though they do give off some heat, they are more for ambience rather than actual heating. They also can be a bit smelly.

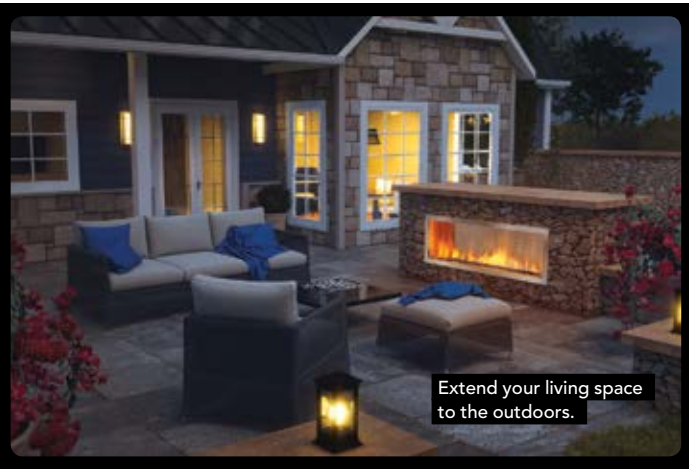
Gel Fuel: Clean burning with no smoke and very little odour, these also require no ventilation and can be placed anywhere. Though they offer real flames, there is not much associated heat.

PLAYING WITH FIRE

Fire – though very beautiful – can be very dangerous and precautionary measures must be addressed. Never place a fire feature too close to a wall or other combustible surfaces or on a raw wooden deck. Fireproof surfaces are best for placement and include stone, concrete or tile. Be vigilant to situate them away from overhead tree branches as over time this will damage the tree and could also start a fire.

Interestingly, science suggests that the mesmerizing flicker of the television is very similar to the flicker of firelight and is likely one of the reasons why TV is so addictive. Knowing this, perhaps you'll choose to sit outside and enjoy some thought-provoking conversations alongside the fire more often. **OH**

PHOTO: REGENCY FIREPLACE PRODUCTS



Extend your living space to the outdoors.

Christmas Decor

by The Landmark Group

MAKING YOUR SEASON SHINE BRIGHTER

Call: 519.599.2957

design installs rentals removals full season enhancements www.christmasdecorcollingwood.ca

double take

HIT THE BOOKS IN style

Recreate this look in your own home.

1. ARTERIORS: Zanadoo Fixed Chandelier in Antique Brass **2. SURYA:** Eternal Wall Art **3. SURYA:** Fargo Pouf in Taupe & DeSoto Pouf in Tan **4. STRUCTUBE:** Emerson Desk **5. INDIGO:** B. Fruit Abacus **6. FUSION MINERAL PAINT:** Metallics Pale Gold **7. MUUTO:** Visu Chair Wood Base in Rose **OH**

* For a little added glam, paint the legs of this desk gold!

PHOTO: JASON HARTOG



3



2



4



5



6



7

2018 MARKET SNAPSHOT - 3rd QUARTER IN REVIEW

Following are excerpts from the Canadian Real Estate Association (CREA) on the Resale Housing Market Forecast.

- Sales will not return to the peak reached in 2017 but economic and demographic factors will enable gradual improvement in provincial activity.
- Ontario economy will grow approx. 2% in 2018/19; population growth continues from people moving into the province with new arrivals primarily in the 24 – 34 age bracket.
- Numbers of home sales will rebound by 6.2% in 2019 with home prices increasing by 5% as the sales mix begins to normalize and market balance becomes firmer.
- The severe listing shortage has abated although supply is still limited, so the market is still marginally tilted in favour of Sellers.

Worth considering is the economic impact of MLS Home Sales in Canada... excerpts of a report by Altus Group Oct. 2017 states:

- Home sales employ lawyers, appraisers, insurers, REALTORS®, lenders, and surveyors & provide taxes/fees to governments.
- Home sales also activate the purchase of appliances, furnishings, renovations (avg. \$67K per ON housing transaction) & subsequent job retention/creation (est. \$98K ON jobs/yr).

HIGHS, LOWS & SPECIFICS

We continue to focus where we specialize - residential single-family homes and condos in the WESTERN DISTRICT of Southern Georgian Bay, in particular The Blue Mountains, Collingwood and the areas of Clearview near Collingwood and Blue. In general, we have more inventory than in Q2 and less of it selling, and average sale values are down.

COLLINGWOOD:

- The high sale was a 3,570 sq.ft. home with 75' waterfront for \$2,230,000.
- The low sale was an east-side condo townhome for \$195,000.
- Condos: Q3 2018 (vs Q2 2018): 85 new listings, 69 sold (66 listings, 67 sold); avg. Days On Market (DOM) 45 (27); avg sale to list price 96% (99%); avg. sale price \$416,186 (\$424,515) – down approx. 2%.
- Single Family Homes: Q3 2018 (vs Q2 2018): 157 new listings, 84 sold (61 listings, 86 sold); avg DOM 91 (27); avg sale to list price 97.3% (98.3%); avg sale price \$551,287 (\$580,012) – down approx. 5%.

THE BLUE MOUNTAINS:

- The high sale was a 25 acre exec home with Bay views for \$3.25M.
- The low sale was a 1 bdrm. condo in the Grand Georgian for \$190,000.
- Condos: Q3 2018 (vs Q2 2018): 50 new listings, 30 sold (39 listings, 36 sold); avg DOM 56 (54); avg sale to list price 96.1% (97.8%); average sale price \$374,838 (\$357,072) – up approx. 5%.
- Single Family Homes: Q3 2018 (vs Q2 2018): 83 new listings, 39 sold

(66 listings, 45 sold); avg DOM 166 (43); avg sale to list price 97% (98%); avg sale price \$839,133 (\$888,245) – down approx. 6%.

CLEARVIEW:

- The high sale was a 91 acre exec home on 10th Concession for \$2,745,000.
- The low sale was a tiny bungalow on Highway 124 for \$185,000.
- Single Family Homes: Q3 2018 (vs Q2 2018): 60 new listings, 26 sold. (45 listings, 36 sold); avg DOM 50 (65); avg sale to list price 97.1% (98.1%); avg. sale price \$508,612 (\$555,042) – down approx. 9%.

WHAT'S NEW?*

- Amy's Espresso Bar and Bakery – on Highway 26 in the ESSO plaza in Craileith.
- CHORAL WORKS classical choir will present the entire MESSIAH in downtown Collingwood, complete with orchestra and professional soloists, Nov. 30 @ 7:30pm & Dec. 1 @ 2pm, tickets \$30.
- Fabricca opening in Thornbury – formerly Sisi on Main.
- 1858 Caesar Bar in Collingwood beside the Gayety Theatre.
- A new décor & design store, Nest, will be opening soon beside Blink Eyewear on Hurontario at Hume Street.
- Homme Femme has opened in Collingwood between First and Second on Hurontario.
- "Fallicious" in the Blue Mountain Village has begun.

*Thanks to Julie Card & MyCollingwood.ca!

For a detailed analysis of the property you wish to sell or buy, please contact us at your convenience. We are here to help you make an informed decision and to SAVE YOU TIME!



Jane Moysey, Broker – (705) 888-1982 jane@janemoysey.com

Lorraine McDonald, Sales Representative – (705) 444-4216 lorrainemcdonald@rogers.com

Note: These statistics are compiled using data from the MLS system of the Southern Georgian Bay Association of Realtors and are believed to be reliable.

www.janeandlorraine.ca



CARETAKING *History*

STORY **KRISTIN SCHNELTEN**
PHOTOGRAPHY **SANDY MACKAY**
FOOD **GOLDSMITH'S ORCHARD MARKET**
FLOWERS **COLLINGWOOD FLOWERS AND HOME DECOR**



WHEN DOES THE STORY OF A HOME BEGIN? IS IT THAT FIRST STEP YOU TAKE ACROSS THE THRESHOLD, KEYS IN HAND, FULL OF ANTICIPATION FOR A NEW BEGINNING? OR MAYBE IT ALL STARTS WHEN YOU REDECORATE OR RENOVATE, MAKING A CHANGE THAT REFLECTS WHO YOU ARE. *Continued on page 54*

Enjoying the sun in the living room front window, myrtle topiaries surround a wire bird cage from Niche. Wood from sycamore trees was used in this room for all the trim. The floors are oak.




For Pat and Denise Hall, the story of their Thornbury home began long before their closing date. In fact, it began before they, or even their grandparents, were born. This tale commenced in 1904, when a man named Mathias Snetsinger set out to build a new home for his family, making choices in the process that would truly stand the test of time.

Snetsinger, a prominent local businessman, councilor and eventual mayor of Thornbury, opted for the best – the best design, best materials, best craftsmen. And each of his decisions is apparent today in this stately masterpiece.

Beyond the imposing size, strong lines and grand placement from the street, the most striking aspect of this home is its woodwork. Beginning with the four-inch thick front door, framed by wide, deep-set sidelights and transom, leading into the broad staircase and panelled hall, Snetsinger utilized wood to make a bold statement. Every room in the house, from the den, living and dining rooms, to each bedroom, features a different species of wood (some of them quite rare) from around the world. Each door and column, every inch

Continued on page 56

“Some houses have other focal points, but in this house, it’s all about the wood.”



White oak was used for the floor and trim in the dining room. The sideboard was a local find at Kettlewells and matches Pat and Denise’s other heirloom furnishings. **OPPOSITE TOP:** Pat and Denise Hall open the gate at a side entrance of the property. They love hosting family and friends, old and new, who are lucky to enjoy their hospitality. **BOTTOM:** This photo, taken in front of the house in the 1900s, is the taxi service that travelled between Thornbury and Clarksburg.

of trim, is heavy, solid and clear of knots.

The series of homeowners that followed Snetsinger evidently appreciated and preserved his choices. “It doesn’t look as though a single child has lived here,” says Pat, “There’s only one nick, on just one door, in all the woodwork.”

Pat made this observation during their first year in the house, as he renovated the kitchen, three bathrooms and mudroom. Denise recalls her husband making repeated discoveries of precision carpentry along the way, saying, “Pat

would call to me from one room or another, saying, ‘You have to come see this! Can you believe they made this cut with a hand saw?’ ”

The couple is continually overwhelmed with the talent, love and craftsmanship that went into their home’s construction. “It’s a thrill for us to live here,” Denise declares. “Some houses have other focal points, but in this house, it’s all about the wood. There’s something about natural wood. It’s alive, and it brings such an energy into wherever it is.”


“When you live in a home like this, you’re

very aware that you don’t own the house. You’re just a caretaker, looking after it for the next generation,” says Denise.

Part of that job is caring for the artifacts passed on with the keys. In an antique leather bag, tucked away for safekeeping, Denise keeps the photos that came with the house – of the Snetsinger family, the home at various times through its history, and a particularly cherished print of Snetsinger standing in the dining room, surrounded by carpenters and the working tools of their trade.

Continued on page 59

BOTTOM LEFT: In the study, firewood is waiting for a cool night to light a fire and enjoy some down time. Black Cherry was used for the trim in this room. A large blue and white ginger jar is part of an impressive collection. **BELOW:** Looking into the living room, painted in Benjamin Moore’s Cloud White, from the front door, the oak flooring looks exactly as it did when first laid in 1806. The shutters add a touch of texture and are a nod to Denise’s love of France. **BELOW RIGHT:** A cherished photo of former Thornbury Mayor and builder of the home, Mathias Snetsinger, standing in the dining room of the home surrounded by tradesmen and carpenters. It is unbelievable to think that building this home was done without today’s modern power tools.



The front hall has panelling and trim in white oak, and the traditional narrow oak flooring has a wonderful nostalgic appearance.



In the renovated kitchen, cabinets by Riverside Custom Cabinets reach to the ceiling and offer lots of storage. The toile-patterned roman shade (Fresh Designs), shutters and the large tin platter above the range add a touch of France to the space. The paint colour is Chantilly Lace by Benjamin Moore. Vegetables and lemons from Goldsmith's Orchard Market.

THIS BEAUTIFULLY APPOINTED KITCHEN IS PERFECT FOR COOKING MEALS FOR FAMILY AND FRIENDS.



LEFT: A mid-century modern sideboard in the upstairs hall is home to a vintage typewriter, given to Pat by Denise. The radio came from Pat's family. **BELOW:** The white oak newel posts on the second floor highlight the variances of the grain and its beauty. Benjamin Moore's Oxford White was used throughout the upper and lower hall. **BOTTOM LEFT:** From the front hall, looking through the kitchen to the back entrance and mudroom, the black-and-white tile has been set on the diagonal to the cabinets and the walls. **BOTTOM RIGHT:** A vanity from Riverside Custom Cabinets shines in one of the bathrooms totally renovated by Pat Hall.



Conscious of the home's value to the community, the couple's updates were designed to modernize while maintaining the house's history. Decorating choices were part of this effort. They worked with **Deborah Masters** to select paint colours and **Nancy Driscoll** of **Fresh Designs** for window coverings, all intended to complement and highlight the woodwork.

Although the majority of the renovations were undertaken by Pat, who for decades remodeled washrooms through his company **JP Hall**, the couple chose **Rob Perry** of **Riverside Custom Cabinets** to construct the cabinetry in the kitchen, bathrooms and mudroom.

The couple furnished the home with many antiques including a sideboard in the dining room from **Kettlewells**. This is the first home in the area for Pat and Denise, but they were fortunate to have an established circle of friends. Pat had been visiting Thornbury

Continued on page 62



Bird's-eye maple pillars divided the tranquil master bedroom from a seating area. An original glass transom still opens above the door into the hall. Historically, transoms allowed the passage of light and air in a home.

Riverside Greenhouses

Winter Arrangements

- 10" to 18" Urn Inserts
- Decorated Wreaths
- 24" Window Boxes
- 12" Willow Cone Hanging Baskets
- Kissing Balls
- Table Centrepieces

Christmas Workshops begin November 28th.
Visit our website for more information and to sign up.

Customized to your Style and Colours
Browse our website for inspiration and place your order online
Pick up or Delivery Available

519-599-3533
www.riversidegreenhouses.ca
riversidegreenhouses@gmail.com

YOUR CONTAINER GARDEN SPECIALISTS

HAVEN

COLLINGWOOD

Art Furniture Gifts Home Decor Pillows Rugs

54 Hurontario Street, Collingwood
705-445-0454 www.havencollingwood.com

Operating a successful short term rental is not easy.

Put your property in the hands of
Professional Airbnb Host, Amy 'Chai' Gilbert.

Join my Blue Mountain collection of curated Airbnb listings.

Fully licenced.
Professionally managed.
705-606-0170
givingtreehospitality.com

Fresh Design

custom interiors • upholstery & slipcovers
drapery & blinds • bedding • toss cushions
designer fabrics • custom furniture

705 446 6552
freshdesign@rogers.com
www.freshdesigninteriors.ca

feature



LEFT: An impressive armoire in a guest bedroom was bought with the house. Its pristine finish reflects light in the room. **BELOW:** Another masterful renovation by Pat, the freestanding sink keeps the space open and airy and basket-weave tile in the shower extends throughout the room. The walk-in shower has a large rainhead. **BOTTOM:** A guest bedroom painted Polo Blue by Benjamin Moore is home to a radio restored by Pat almost 20 years ago.



since his early 20s, when he would come year-round to play in the outdoors, skiing all winter and windsurfing in summer. As Denise joined him on his trips north, she fell in love with the area as well and the past three decades have been filled with regular family vacations to the Blue Mountains. When they made the decision to leave the Toronto area in 2016, the couple's first and only choice for a new home was Thornbury. "I always admired this house as I drove by," remembers Pat as he stands back to study the quality of the 113-year-old masonry. He notes the hairline thickness and mechanical precision of the mortar, the lack of even the slightest sag or crack. Imagining the stone masons achieving such a feat with nothing but a string for a level, he declares, "It really is a work of art." **OH**



DOVETAIL
STYLING + INTERIORS + FASHION

4206 Simcoe County Road 124
Nottawa, Ontario L0M 1P0

705.445.0660

dovetailinteriors.ca




KW
FULL SERVICE REAL ESTATE
COLLINGWOOD • THORNBURY • THE BLUE MOUNTAINS



STUNNING ARCHITECTURE & CRAFTSMANSHIP
Georgian Bay Club \$3,888,000




SWEEPING VIEWS OF BEAVER VALLEY
Grey Highlands \$735,000



KW SOLD



KW SOLD



KW SOLD



KAREN E. WILLISON
Sales Representative, ABR®, SRES®
p: 705-888-0075
e: kwillison@royalpage.ca
www.CollaborativeRealEstate.ca

LOCATIONS **NORTH** BROKERAGE **ROYAL LEPAGE**

GET THE
VIBRANT LOOK
OF DEPRESSION-
ERA COLOURED
GLASSWARE FIRST
MADE POPULAR IN
THE 1930S.



faux DEPRESSION GLASS

PROJECT **DAWN MCCONNELL**
PHOTOGRAPHY **TARA CHATTELL**



TOOLS & MATERIALS

Clear glass candlesticks
or glassware
Waxed paper
Container for mixing
Elmer's Glue-All
Food colouring
Stir sticks
Water
Paintbrush

DIRECTIONS

Cover work area with waxed paper. In a mixing container, add 1 tablespoon of Elmer's glue and 4-6 drops of food colouring to achieve your desired colour. Mix well. Add ½ teaspoon of water, mix well.

Paint the outside of your glassware. Let dry. For a deeper colour, apply a second coat after the first coat has dried.

If you are painting plates or trays, apply mixture to the backs of items only (where food will not come in contact with the colouring). This finish is not washable. Spot clean with a damp cloth. **OH**



online

Discover more DIY projects at ourhomes.ca/mag/create

missy sharp

interior design

A reflection of you, experience it.



705.441.3935

missysharpinteriordesign.com

PEANUT BUTTER SANDWICH COOKIES

with White Chocolate Ganache

A FLUFFY GANACHE OF WHITE CHOCOLATE AND PEANUT BUTTER IS SANDWICHED BETWEEN SOFT PEANUT BUTTER COOKIES TO CREATE THE ULTIMATE DESSERT SANDWICH.

RECIPE AND PHOTOGRAPHY
JENELLE MCCULLOCH



MAKES 12

PEANUT BUTTER COOKIES

INGREDIENTS

- 1 ¼ cups all-purpose flour
- 1 tsp baking soda
- ½ tsp salt
- ½ cup unsalted butter, softened
- ½ cup creamy peanut butter
- ¾ cup packed brown sugar
- ¼ cup granulated sugar
- 1 large egg
- 1 tsp vanilla extract
- ¼ cup peanuts, chopped

DIRECTIONS

Preheat oven to 350°F. In a bowl, mix together flour, baking soda and salt. Set aside. Using a stand mixer, cream together butter and peanut butter. Add brown and granulated sugars and beat until light and fluffy. Add egg and vanilla. Mix to combine. Turn the mixer to low and add flour mixture in batches. Stir in peanuts. Scoop dough using a tablespoon and place on a lined baking sheet, leaving about an inch in between. Bake 10-12 minutes and set on a rack to cool.

WHITE CHOCOLATE GANACHE

INGREDIENTS

- 6 oz. white chocolate, roughly chopped
- 2 oz. heavy cream
- ¼ cup creamy peanut butter

DIRECTIONS

Place white chocolate and cream in a microwave-safe bowl. Microwave for 1-2 minutes, stirring every 20 seconds until melted and smooth. Let cool until ganache is firm. Place ganache in the bowl of a stand mixer and add peanut butter. Whip on high until light and double in size.

ASSEMBLE COOKIE SANDWICHES

Spread a tablespoon of ganache onto the bottom of a cookie and sandwich with a second cookie. Repeat. If desired, dip in melted chocolate and top with crushed peanuts. **OH**



online Get more recipes at ourhomes.ca/mag/cook



Custom built home in an exclusive enclave of only 38 homes. This 4,200 square foot home offers 6 bedrooms and 6 bathrooms, including two main floor masters with ensuites. Open concept main floor has an upgraded gourmet kitchen, large windows showcasing mature trees in the spacious backyard, hickory floors and large stone fireplace. Basement is completely finished with a large family room, bedroom, full bathroom and storage area. This home includes a state of the art security system, oversized double car garage, large deck off the dining area and top of the line appliances and mechanical system. Home is part of the Blue Mountain Village Association allowing its owners access to the on-call shuttle service to the ski hill, the Village and other amenities at Blue Mountain. Call today for your personal tour of this fine home!
Offered for sale for \$1,249,000



Country Living--in town!!! Located close to the waterfront and within two blocks of downtown Thornbury, this 3100 square foot custom home has plenty to offer. The perfect blend of a chalet style home with all the amenities of in-town living. Post and beam accents with tongue and groove ceiling in the living/dining and kitchen areas creates an inviting living space. Open concept layout allows for everyone to be part of the experience when entertaining. 4 bedrooms, 3 full baths and a large family room, ideal for a family as well as a weekend retreat. Spacious back yard has a private, covered deck with a walk out from the master bedroom. Direct access to the Georgian Trail. Oversized double attached garage houses two vehicles plus space for "toys" as well! This truly is a home that offers the very best of living in the Georgian Triangle.

Offered for sale for \$1,019,000



ENGEL & VÖLKERS

Engel & Völkers Collingwood Muskoka Real Estate Brokerage
Each office independently owned and operated.

JOHN KIRBY

Sales Representative & Advisor

Cell: 705-441-0117

Email: john.kirby@rogers.com

TOP RANK LIVING

Two townhomes in Collingwood's coveted Admiral's Gate get very different, yet inspirational, looks.



Details in the living room demand attention and are a testament to Louis's ability to successfully mix various periods of furniture, including the black hand-carved shield-back chair with a jester-patterned foot stool, next to a Charles Eames-inspired chair. Two wood columns flank the fireplace, refinished in heritage blue, to match the kitchen island.

STORY **GEORGETTE MCCULLOCH** | PHOTOGRAPHY **SANDY MACKAY**
FLOWERS **COLLINGWOOD FLOWERS AND HOME DECOR**
FOOD **GOLDSMITH'S ORCHARD MARKET**



The simple kitchen makeover included enlisting Cabneato to paint the cabinets and island, new stools and lots of fine, but practical, accessories. An ecclesiastical stand in the back corner now works perfectly for keeping cookbooks open to the right page. The bear, wolf and eagle painting is by Heather Cook found at Butter Gallery.



ICONIC DESIGN

LOUIS COTE has spent decades dressing clients from around the world in fur. A trusted stylist, Louis makes sure his clients stay warm, cosy and looking fabulous all winter long. Fashion and interior design go hand in hand. While working at Holt Renfrew and Hudson's Bay Company, Louis also studied interior design at The International Academy of Design. He has curated homes in Toronto, across Ontario and as far away as California. Louis's partner Jack Cantwell, an oil and gas executive, sold a Grand Victorian home in Petrolia, west of London, Ontario, and purchased a four-season weekend home at Admiral's Gate in Collingwood, giving Louis free reign on the interior design. Louis brought some of the best pieces from the Victorian estate to their townhome. He has created a timeless yet fun living space in one of Southern Georgian Bay's most coveted waterfront developments. *Continued on page 70*



TOP: Louis Cote stands in the dining room. Louis layered an iron candelabra over an antler chandelier. The large French mirror enhances the space. **FAR LEFT:** A tool and die mould sits atop a red garage cabinet in the front foyer. **LEFT:** An exquisite, antique roll-top desk, an onyx mantel clock and a period portrait take over a corner in the living room.

OUR HOMES: *What was it about this property that made you say “gotta have it?”*

LOUIS COTE: We call it “The Hamptons on Georgian Bay Complex.” Admiral’s Gate has a fabulous view of the bay, it’s close to downtown Collingwood and Thornbury, and all the great restaurants and shopping. We can enjoy every outdoor activity you can imagine in every season.



OH: *How did you approach the interior design of this townhouse? What was your vision and where did you start?*

LC: It started when Jack sold the Grand Victorian, which was full of large classical period furniture, which worked with the architecture here at Admiral’s Gate. I had fun with it, mixing modern furniture with grand classics, antique engravings, bronzes and heavy woods. I also threw in a little “Canadiana country.”



ABOVE: The lower level is for guests, and this bedroom has a seating area for relaxing after a busy day of shopping in Collingwood. A Sheila Fox beaver found a new spot hanging in front of a painting of birches. A coat tree holds a buffalo check jumpsuit and newsboy hat. **ABOVE RIGHT:** An oversize neo-classical bust sits on a wooden column at the bottom of the stairs to the lower level. **RIGHT:** Fur trappers’ hats hang from an antler hat rack in the hallway. **OPPOSITE, TOP:** A black Schonbek crystal chandelier and an ethanol concrete block fireplace set the mood in the library. On the wall is an old Italian engraving from the 1800s called *La Via Appia*. **LEFT:** Louis topped a surgical cabinet with a live-edge wooden top. A favourite piece of Art Deco art by Tamara de Lempicka hangs above. **FAR LEFT:** The bedroom is decorated in iconic Hudson’s Bay Company bedding. The classical lamps were converted from gas. Jack’s twin sister died at an early age. In her memory, her silver cup sits on the bedside table.



OH: *What did you bring with you and what’s new?*

LC: The modern furniture is new but most of the furnishings are decorative finds from travel, antique hunts or Jack’s Victorian, including the black Schonbek chandelier, sconces, lantern and framed engravings from Italy in the library. We also have works by local artists, including **Sheila Fox** and **Heather Cook**.

OH: *What were the easy fixes and what were the challenges?*

LC: The original design choices and finishes worked, especially the classic millwork and original mouldings. I added contrast with paint, especially in the kitchen where we had the cabinets and island refinished by **Cabneato** in **Benjamin Moore**’s heritage colours. I also updated the fireplace and added new lighting.

OH: *How would you describe your personal design style?*

LC: My design style is eclectic and worldly. I make sure each space I work on has balance and proportion. Each room I design is crisp and fresh. This space has some heavy pieces so it’s important not to crowd the rooms. There is nothing wrong with some blank walls and empty corners. It’s important to never “gild the lily.” **OH** Continued on page 72



Many sweet dreams of travels in France have taken place in this magical master bedroom painted in Wickham Gray by Benjamin Moore. The architectural window frame is perfect as a headboard and was found at Kettlewells. The area carpet and side table were sourced at Heirloom 142.

STORY **SARA MARTIN** | PHOTOGRAPHY **RACHEL ST. LOUIS**
FLOWERS **COLLINGWOOD FLOWERS AND HOME DECOR**



TOP: The layers that Joan creates in her design are highlighted in the living room. The gas fireplace by Chantico Fireplace Gallery is the focal point of this comfortable area. Window shutters from Kettlewells frame the water view. The artwork is by Grace Alfonso. The walls are painted Collingwood and the trim throughout is Silver Satin, both by Benjamin Moore. **LEFT:** Joan with her daughter, Jen Riley and granddaughter Lucy, both visiting from Vancouver. **BELOW LEFT:** At the front entrance, French country arm chairs flank an iron, marble-topped console table. Willowhill Design worked with Joan to choose the wall colours throughout the home. **BELOW RIGHT:** In a courtyard off the master bedroom, the stone walls are a perfect backdrop for the wrought-iron seating and containers that are full of lavender, ivy, boxwood and ferns, all designed by Elaine Kettlewell of Kettlewells.



Joie de Vivre

JOAN RILEY loves everything about French country design and decorating. While visiting friends at a townhome in Admiral's Gate Joan fell in love with the development and wanted in. It happened fast. She and husband Ian Fleming purchased a unit. They renovated and decorated from top to bottom. Joan tells OUR HOMES about the magnificent transformation.

Continued on page 74





OUR HOMES: *What was it about this property that made you decide to buy it?*
JOAN RILEY: We were thinking about where to have a home when Ian retires. Ian's family had been long-time members at Georgian Peaks Club and my son Conrad is the head pro at OslerBrook Golf and Country Club. In May of 2017 our friends at Admiral's Gate told us there was a unit for sale, but it wasn't listed yet. We looked at it at 11am on a Saturday morning, returned to Toronto and signed the deal by 6pm that night. We just love the view looking out at the water and being the end unit it gave us so much light. I could see right away how it would look when it was renovated.

TOP: A new design and a new colour for the cabinets opened up the kitchen. The laminate flooring from Dean's Carpet One Floor & Home was laid over the dark original hardwood. The island stools are from At Home Interiors. Corbels from Kettlewells support the overhang of the Caesarstone counters in Raw Concrete. **RIGHT:** Surrounded by light and a view to the water, the dining area can seat the whole family when they visit. The dining table was found at Kettlewells and refinished by Elaine Kettlewell. Joan found the slipcovered end chairs at Lëuk.



Mike Synott of Georgian Granite Works used wood from his property to trim the barn door from Kettlewells. **LEFT:** In the den, wheels were added to the table that acts as the desk. The arm chairs are deep and comfy for watching TV. Pattern is added by the vinyl floorcloth from Elte in Toronto.

OH: *The style is French country. Why do you love that look?*
JR: I have always loved the shabby chic, cottage look and that is the base of my design style. My husband and I love France and we have travelled there many times and it is always inspiring to be there. So that French influence, combined with the shabby chic, equals French country for me. It's always a challenge when we are in France because I always see items I love. I collect champagne glasses and silver buckets.

OH: *Do you and your husband work as a team when it comes to design in your home?*
JR: My husband trusts me 100 per cent. He is a help with moving furniture and hanging art. I move furniture a lot! I consult with Ian on large items. If he does come with me, especially to Kettlewells, he gets quite excited about finding things he knows will work.

OH: *What local businesses have you supported?*
JR: **Mike Synott** of **Georgian Granite Works** handled the renovation and was on the same wave-length as me and went that extra mile. **Dean's Carpet One Floor & Home** team handled all the flooring and blinds, going above and beyond to get it right. **Elaine Kettlewell** of **Kettlewells** and her wonderful architectural find helped create our look, while **Laurie Severn** and **Pierre Armengol** of **Heirloom 142** would always happily deliver furnishings and rugs to put in place. **Roger Tomlinson** at **Chantico Fireplace Gallery** helped us create a beautiful fireplace.



ABOVE LEFT: The wall shelf from Heirloom 142 has handy hooks and lots of room to display special photos and mementoes over the free-standing tub in the master bathroom. **ABOVE RIGHT:** The chaise lounge in the master bedroom is a family heirloom and a perfect spot to enjoy the fresh air from the courtyard. A floor lamp from At Home Interiors lights this corner when the sun goes down.

OH: *Do you feel that the townhome is finished?*
JR: No, I feel that it is always an evolving space and that doesn't bother us. I am seeing wonderful items all the time and can always fit them somewhere. In fact the other day I bought a large wicker basket, with wheels at **Haven Home & Gift** in Collingwood. My daughter-in-law saw my basket and went out and bought the smaller one. This is a place for our families to come, enjoy the pool, the trails, the golf course and family time in one location. **OH**

AUTUMN'S PRECIOUS RESOURCE

STORY WALTER FRANCZYK

PHOTO: WALTER FRANCZYK



RAKING LEAVES AND BAGGING THEM FOR PICKUP AT THE CURB IS A SIMPLE WAY OF RIDDING THE YARD OF AUTUMN'S ANNUAL BOUNTY, BUT IT'S ENVIRONMENTALLY UNFRIENDLY.

Especially for those who drive somewhere to collect or buy compost for the garden. Hauling away leaves and carting home compost needlessly burns fossil fuels.

Better solutions can be found right at home. A mature deciduous tree sheds hundreds of thousands, perhaps as many as a half million, leaves every fall. Year after year, this colourful descent adds tonnes of organic matter to the environment. It's a plentiful and renewable natural resource. Here are five ideas for dealing with leaves.

GIVE THEM AWAY

If you don't want the leaves that fall in your yard, you can offer them to a neighbour. This overture might be unwelcome or redundant if most of your leaves have already blown onto your neighbour's property. But it's worth a try. An avid gardener next door just might accept the offer. Some gardeners admit to supplementing their own leaf harvest by cruising residential subdivisions and taking the large paper bags full of leaves left at the curb for yard waste collection.

LEAVING THEM

Leaves are beneficial in yards and gardens. They serve as habitat for salamanders and insects. Completely removing them deprives soil of nutrients that percolate into the ground if leaves are left to rot naturally. But if you want to leave the leaves, it's best to leave them in wooded areas and beneath shrubs. If you want leaves to remain on the lawn, it's best to shred them with a lawnmower or place them in a big garbage bin and chop them up with a weed-whacker, before spreading them on the grass. If left un-shredded on the lawn, leaves will trap moisture, block sunshine and create bare patches in spring that will require more yard work to repair. *Continued on page 78*

Inspired by Nature

the Serendipity SOY CANDLE FACTORY AND MARKETPLACE

We have a large selection of our hand-poured PURE SOY candles. Now over **Over 150 scents** available.

Custom Candles Available for Special Order

DAILY CANDLE MAKING WORKSHOPS

20 Balsam Street, Unit 14, Collingwood
705.443.8621 | serendipitycandlefactory@gmail.com
serendipitycandlefactory.com

HOLIDAY HOUSE TOUR 2018

Save The Date!

Saturday November 10th

Proceeds to Royal LePage Shelter Foundation & Local Charities

Stunning Homes • Celebrity Decorating Seminar • Fashion Show
Holiday Market Place • Holiday Demo • Silent Auction

Host Venue: Toronto Ski Club, The Blue Mountains

Tickets \$35.00 each Earlybird Tickets \$30.00 each (up to September 30th)
From Royal LePage Locations North, 330 First St, Collingwood

For Online Tickets & More Information Visit

LocationsNorthHolidayHouseTour.com

LOCATIONS NORTH BROKERAGE

Sponsored By: ROYAL LEPAGE LOCATIONS NORTH BROKERAGE & ourhomes



TIP: Completely removing leaves deprives soil of nutrients – why not leave some on the lawn? Shred them with the lawnmower first to avoid bare patches in the spring.



TIP: It's easier to till organic matter that is broken down. Leaves can be shredded into small pieces with a lawnmower, or place them in a big garbage bin and chop them up with a weed-whacker.



MULCHING

Adding leaf mulch around the base of trees and shrubs and atop perennial beds provides many benefits. Leaf mulch improves soil fertility. It inhibits the growth of weeds and prevents evaporation of moisture. It helps to protect plant roots, keeps soil warmer in winter and cooler in summer, and reduces soil erosion. It's welcoming to earthworms that aerate the soil and help release nutrients. Dried leaves can be chopped into mulch with a lawnmower. If trees and plants have been previously mulched, remove the old material. A new layer of three to four inches of shredded leaves can be added around trees and shrubs. Two to three inches will suffice for perennial beds. Mulch will reduce the need for watering, weeding and herbicides.

TILLING

With a lawnmower, leaves can be shredded into pieces and tilled into the garden, where they improve soil quality. Leaves will increase organic matter, allow soil to hold more moisture and make it easier to till. Leaves add carbon, calcium, nitrogen, magnesium, potassium, phosphorous, iron and manganese to the soil. Decomposition is required to release these nutrients over time, but in the long run, they will enhance soil fertility. Scientists at Rutgers University in New Jersey found that due to the high carbon content of leaves, little of their organic nitrogen will be immediately available to flowers and vegetables, so some additional nitrogen fertilizer will be needed.

COMPOSTING

Composting leaves will turn them into an organic, nutrient-rich soil conditioner. Composting bins can be bought at garden supply centres or hardware stores, but it's easy to make one. Wooden shipping skids, turned on their sides and attached at the corners, will serve nicely. It's best to leave one side open or hinged to allow easy access. Chicken wire, rolled and fastened into a three-foot diameter bin, will also work. Composting works best when three parts brown material, such as leaves, are layered and mixed with one part green material – grass clippings, vegetable peels, tea bags, coffee grounds, cut flowers or manure. Keep the pile moist. Turning it weekly will speed decomposition and prevent odours. After a few months, the pile will break down into a dark, valuable soil supplement that helps aerate and feed garden soil. Spread about a half-inch layer of compost over the entire garden. When transplanting, add compost to the soil surrounding plants. **OH**




TIP: Alternate the compost layers between green (veggie scraps, grass clippings, coffee grounds) and brown (twigs, leaves, shredded newspaper). The smaller the material the faster it will break down.



ABSOLUTE
Craftsmen LTC

CUSTOM BUILT HOMES BY DAVE & CHRISTINE HARRINGTON
705.446.7072 • www.absolutecraftsmen.ca



Rebates starting at
\$250

when you purchase* select window shadings with PowerView® Motorization and a PowerView® Hub

HunterDouglas



**Affordable luxury
at 6th and HIGH!**

104 High St
Collingwood, ON
705-445-2671
collingwoodhomehardware.ca



Offer valid September 1 – December 31, 2018.

*Mail-in rebate offer. Purchase a minimum of 3 Silhouette®, Pirouette®, Duette® or Sonnette® with PowerView® Motorization and a PowerView® Hub and receive a \$250 rebate. Valid at participating retailers only. **For full details, visit hunterdouglas.ca**



Owner Tricia Jeffery

WHERE DOVES FLY

THE PLACE: Twenty-three years ago, entrepreneur and retail dynamo Tricia Jeffery opened **Dovetail Interiors** in Creemore. Then, 11 years ago, the building at 21 Hurontario St. in Nottawa went up for sale. Tricia visualized creating a one-stop shop for your home. She's done just that in this 7,000 sq. ft. emporium. It's a showcase of beautiful furniture, oversized art, bedding, accessories, women's clothing and a full interior design service.

THE STYLE: Furniture and accessories have a relaxed, urban style. There are sofas, coffee tables and pillows in the right colour palette for every room. The groupings are so beautifully displayed, you'll find yourself wanting it all for your home. Head upstairs to find the perfect duvet cover or bed frame, side table or lamp. Tricia's loyal staff – some have been with her for more than 10 years – are there to assist with any questions and help in any way.

PHOTOGRAPHY
BONNIE FOX



These warm woollen throws will look perfect draped on a sofa or the end of bed.



THE WARES: It's all about creating a home you'll love and want to spend time in with family and friends. Discover the right essential oils, glassware, tea towels, hostess gifts, luxurious bath towels and warm and woolly tartan throws. There's a separate building devoted to Christmas and another building dedicated to clothing, outerwear and shoes, everything you need to fit your lifestyle.

WHAT'S HOT: Custom design. The experts at Dovetail Interiors will create computerized drawings of your room layouts, help you pick the right colour scheme and outfit your home with Canadian-made furniture. Make that change you crave a reality.



BOXING DAY: On December 26th, head to one of the buildings for a curated selection of "Tricia's Favourite Things" – 100 items that Tricia is excited to share with her customers, new and old.

GET THERE:
4206 Simcoe County Rd. 124, Nottawa
705.445.0660 | dovetailinteriors.ca **OH**



Twine Wrapped TREES

PROJECT AND PHOTOGRAPHY TARA CHATTELL



Use nature's neutrals and add a romantic touch to make these seasonal handmade trees.



TREES

Materials:
Jute twine
Foam cones

Tools:
Scissors
Hot glue gun

How-To

1. Start a small spiral with twine and secure it together with hot glue.
2. Glue the spiral to the tip of the foam cone.
3. Wind twine around the cone, dotting with glue every few inches.
4. Finish by cutting the twine, leaving a few inches to glue to the underside of the cone.



FLOWER

Materials:
Burlap wire ribbon
Lace
Cotton muslin
Brooch

Tools:
Scissors
Wire cutters
Hot glue gun

How-To:

1. Cut an equal length of burlap wire ribbon and lace. The longer the length, the larger the flower will be.
2. Cut a scalloped pattern along one edge of the ribbon, removing the wire off the scalloped edge and set aside to use in step 5.
3. At one end of the ribbon, expose a few inches of wire and wind it tightly around the end of the ribbon to prevent it from sliding.
4. On the opposite end of the ribbon, begin to push the burlap fabric along the wire so that it starts to gather. Once you're happy with the amount of gather, finish by cutting the wire and winding a few inches of exposed wire around the ribbon to secure.
5. Using the other length of wire, begin weaving it along the top edge of the lace. Once through the lace, secure one end by winding wire tightly around the lace. Gather the lace so that it is the same length as your burlap ribbon, and secure the other end. Clip the excess wire.
6. Using pieces of excess wire, attach the ends of the ribbon and lace together and secure them at two or three more points along their gathered edge.
7. On a flat surface, lay your lace and ribbon in a spiral shape to form a flower.
8. Lay two pieces of muslin fabric on top of each other and cut a circle slightly larger than your flower. Scallop the edge.
9. Separate the two muslin pieces and fray the edges. Layer them offset and glue together in the centre.
10. Glue your ribbon flower to the muslin pieces. Place a brooch in the centre of your flower and glue. Attach your finished flower to your tree with some more hot glue.



CRYSTAL GARLAND

Materials:
Thin wire
Crystal beads

Tools:
Wire cutters
Hot glue gun

How-To:

1. Cut two long lengths of thin wire and twist together at one end.
2. String a bead on one of the wires and twist the two wires together.
3. Continue adding beads and twisting until you have a garland long enough to wrap three times around your tree.
4. Apply a dot of hot glue to one end of your wire garland and pierce it into the foam near the top of the tree.
5. Wind the garland around the tree, add a dot of hot glue to the end of your wire garland and pierce near the base.



LACE GARLAND

Materials:
Lace

Tools:
Hot glue gun

How-To:

1. Hot glue the end of the lace near the top of the twine tree.
2. Wrap the lace around the tree as many times as you like and then hot glue the lace near the base of your tree. Trim the excess lace. **OH**

decorating

Rub a Dub Dub

CHOOSING THE RIGHT TUB





VICTORIA + ALBERT: Vetralla 2
Freestanding Tub in Gloss Black

I am a huge fan of the showering experience. However, when I was expecting my first child and suffering shin splints, I found a soothing bath something I couldn't get through the night without. When you need to get clean quick, a shower is hands-down the way to go. If, however, you find yourself with more than a few minutes, running yourself a bath can be a rewarding and comforting personal experience. Picking the right tub for you is important.

Continued on page 86



STORY CYNTHIA SODA



*"If it's not good enough for us,
it's not good enough for our customers."*
Gino Colucci, Founder

Back in 1953, our first second floor addition was completed and our family business has never looked back.

For over 65 years, we have been renovating homes and building custom homes in the Toronto area; making our clients' dreams come true.

We are now going to bring this expertise and know-how to the Collingwood, Blue Mountain and surrounding areas.
No job is too small, or big, for us to complete.

Please contact us for a quote
on your renovation or build.

905.605.5160
gcolucciandsons.com

For a space
less ordinary.



Bathworks

Love Your Space — bathworks.ca

516 BRYNE DR. BARRIE, ON 705-722-4125

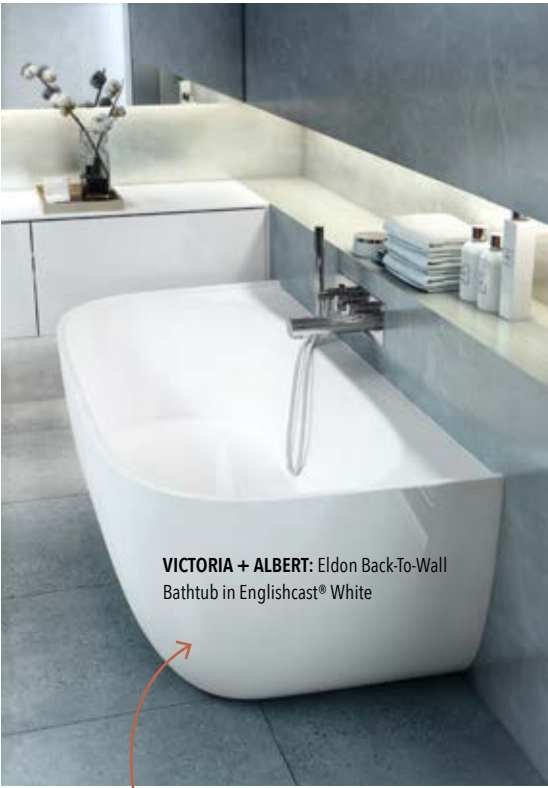
DXV
AMERICAN STANDARD

STYLES

Bathtub manufacturers today offer a large assortment of styles, shapes and design features to coordinate with any taste and budget. While the most popular pin-worthy tubs are typically vessel freestanding or claw-foot, there are a multitude of options available to suit your needs. For those with limited square footage, a tub-shower combination or three-wall alcove design would be the most common tub style to maximize space. In standard-built homes, we've all seen the drop-in tub, made of enamel-coated cast iron, that sits fitted inside a framed enclosure. A more seamless alternative to the drop-in would be an undermount tub, which essentially is the same concept as an undermount vanity sink, only for your bathing pleasure.

FAVOURITES

One great resource is Victoria + Albert with tubs crafted from the brand's signature Englishcast composition, a unique blend of a naturally white material that is rich in volcanic limestone and high-performance resins, hand-finished to create a glossy white coating with excellent stain resistance. They also offer a choice of trending colour options. Since the material is solid all the way through, internal scratches simply polish away. In our latest bathroom remodel, I can personally speak for the quality of a Victoria + Albert tub. For us, with four little ones who enjoy splashing around in mom and dad's bathroom, the Eldon tub was the perfect fit. Wanting to have luxe European-modern style and not having to worry about clean up behind the tub was the dilemma. The Eldon appears completely freestanding from the front, but its back-to-wall design makes it perfect for busy families with style.



VICTORIA + ALBERT: Eldon Back-To-Wall Bathtub in Englishcast® White



NATIVE TRAILS: Avalon 62 NativeStone Freestanding Soaking Tub in Ash

NATIVE TRAILS: Santorini Freestanding Copper Soaking Bathtub in Polished Copper

MATERIAL

The material that a tub is made from is also an important consideration for your investment in relaxation and comfort. The least expensive and lightweight options available are generally acrylic or fibreglass. The aforementioned cast iron is made by pouring molten iron into a mold, then smoothing and coating it with a thick layer of enamel. Possibly the most durable tub available, the finish is resistant to chipping, scratching and denting, as well as most types of chemicals. The cast iron option keeps bathing waters warm for a long period of time and although rewarding, they are one of the most challenging tubs to bring up a flight of stairs. If you're looking for something unique, you may consider a couture tub made of copper, enameled steel or even carved of stone or wood.

The best of both worlds. Get the modern style of a freestanding vessel tub, with the practicality of an enclosed tub.

BELLS & WHISTLES

A quiet soak is not the only appeal of the tub experience so some amenities may be important to research. Jets, in-line heaters, chromatherapy, music, air-only jets, or sit in your very own champagne and soak with micro-bubble effervescent jets.

TEST DRIVE IT

Not all bathtubs are created equal. Depending on the features you choose, prices range from the hundreds to the tens of thousands. One of the most important things you can do as a consumer is take a test drive – that's right, go and physically sit in the tub you plan to invest in to make sure you like the fit and depth. After all, the bathtub can be more than just a beautiful piece of sculpture in your bathroom, you can, you know, use it. OH



Fantastic Commercial Opportunity

Just 5km South of Collingwood. Beautiful retail/office/residential property located on main artery from Toronto. Seller will consider selling existing high-end equestrian apparel shop separately. MLS #147178



From the moment we met Janet, we knew that she was the agent we needed to sell our home."

-Donna and Ken Wilson sold their home in Collingwood



Janet Piotrowski SALES REPRESENTATIVE

705.445.8500 | 705.994.5858 | janet@collingwoodliving.ca



Largest Inventory of Furnishings & Home Décor for Home or Cottage in Midland & Surrounding Area.



Ashley Furniture • Décor-Rest • Magnussen • ELRAN • Brentwood • Palliser • Superstyle

www.simplyhomefurnishings.com
900 King St. Unit B Midland ON • 705.526.5678

We provide full delivery & set up to Midland & Surrounding Areas! Contact us for more information! Open 7 Days A Week!

www.simplycountryfurniture.ca
323 King St. Midland ON • 705.526.7630

coming HOME

GET YOUR HOME WINTER READY
WITH A LITTLE HELP FROM THESE
PROFESSIONALS FROM AROUND
SOUTHERN GEORGIAN BAY.

PHOTOGRAPHY BONNIE FOX

WORK

Hot Item: Floorté

Titan, ideally engineered for this climate and usage. **Colour**

Trend: Concrete/grey. **Showroom:**

Updated with a huge selection of new samples. **Splurge On:**

Plush carpet, area rugs, rustic wood flooring and large format tile.

JOHN MEALEY

PRESIDENT/OWNER

The Flooring Place Inc.

The Flooring Place was established in 1993 and changed ownership in 2017. While open to the public, the focus is designers and contractors seeking a turnkey solution. A revolutionary approach to job coordination and execution has helped the business achieve 40 per cent growth in the past year. Staff are a friendly bunch that love to help people achieve their vision.

LIFE

Dream Trip: Our camp on Lake Superior. **Red or White:** Red. **Cold Remedy:** Meredith's Ginger Elixir. **Fav Holiday Side Dish:** Raclette. **New Year's Eve:** A quiet night-time snowshoe with my wife and dogs.

LIFE

Dream Trip: In unison... Italy. **Red or White:** Red for Paul. Gin for George. **Fav Holiday Side Dish:** Turkey for Paul and pasta for George. **New Year Hopes:** Another grandchild for George, and hopefully the trip to Italy for Paul.

BEST UPDATES: Kitchen and bathroom, flooring and paint.

GEORGE DIGIROLAMO & PAUL COLUCCI

OWNERS

G. Colucci and Sons Ltd.

G. Colucci and Sons Ltd. is a family owned business that has been renovating and building for the past 50 years in the GTA. They are now bringing their attention to detail to Southern Georgian Bay. One of their projects is a top-to-bottom renovation of a three-bedroom, two-and-a-half bathroom condo and it is a testament to the skill and quality clients can expect.

WORK

Life-changing New

Products: Smart home technology and automation.

Design Trends: LED lighting.

Home Splurge: Appliances that take cooking to the next level.



WORK

Popular Item: Oversize art print posters. **Top Service:** Beautiful frames for every piece of art we see. **Quick Update:** Change the mat board. **Colour Trends:** Neutrals with a sliver of colour.

MARGOT NICOLSON-TROTT
OWNER

Georgian Frame Gallery

Update your art. With hundreds of frames and mat boards to choose from, Georgian Frame Gallery can make that favourite painting POP again. From an old master to your child's first masterpiece, make sure the art on your wall looks its best.

HIGH END OPTIONS: Frames with mother of pearl, airplane aluminum or olive wood.

LIFE


Dream Trip: Mediterranean cruise. **Dog or Cat:** My dog Brigadoon is at the store every day. **Cold Remedy:** My grandfather, the doctor, always said scotch! **Holiday Dinner Fav:** Pumpkin cheesecake. **Coffee or Tea:** Coffee in the morning and Earl Grey in the afternoon.

Continued on page 92



design
build
management

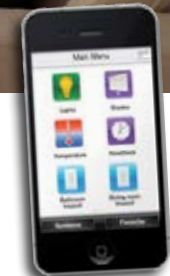
Get in touch.
705-888-1238
getintouch@methodcontracting.ca
methodcontracting.ca
Instagram Facebook



REDBRICK
Thornbury, ON ■ 519.599.2969
redbrickgroup.ca

"The team at Red Brick was terrific to work with on our project. In addition to being on time and on budget, they had a solution for every curve ball that we, and the other trades, threw at them. A real pleasure to do business with."

Heather Johnston, Managing Partner, BDO Collingwood



people

MIKE MILLARD & VENECIA BAUTISTA

OWNERS

Millard Bautista Designs

Millard Bautista Designs is a family-owned business with over 20 years of experience in the industry, specializing in custom interior woodwork, kitchens, built-in cabinetry and wood furniture. Working with homeowners, general contractors, architects and designers, they build, design and install every project they create.



WORK


Favourite Wood: Strong, beautiful, locally-sourced walnut. **Current Project:** A 1964 Airstream. **Finishes:** Clear matte finishes from Osmo and Rubio Monocoat. **Productivity Tool:** Coffee maker for Venecia. Felder Sliding table saw for Mike.

SUCCESS SECRETS:
Perseverance and hard work. Quality over quantity.

LIFE

Red or White: White for Venecia. Cold beer for Mike. **Dog or Cat:** Dog. **Wallpaper or Paint:** Paint. **Dream Vacation:** Surfing in Barbados or the Dominican Republic. **Holiday Side Dish:** Cranberry sauce. **New Year's Plans:** Cross-country skiing in the moonlight.

Continued on page 94



NOBLECRAFT INC

DESIGN . BUILD . RENOVATE

NOBLECRAFT.CA

CLARKSBURG ON

705.351.1344



Celebrating 55 Years
Floors for Life.

CARPET • HARDWOOD • LAMINATE • CERAMIC TILES
WINDOW COVERINGS • AREA RUGS • SHUTTERS
LUXURY VINYL TILE & PLANK



DEANS CARPET ONE FLOOR & HOME

DUNTRON • 705-445-2166 • HIGHWAY 24 JUNCTION 91 LOM 1H0 | MEAFORD • 519-538-2166 • 334 SYKES STREET SOUTH N4L 1X1

STORE HOURS: Mon - Fri: 9am - 5pm Sat: 9am - 4pm

VISIT US ONLINE: www.carpetone.ca

WORK
Hot Item: Hand-painted Canadian scrabble tiles. **Local Talent:** Serendipity Candles created Haven's signature scent candle. **Hot Trend:** Pouffes.

DÉCOR QUICK FIX:
Anything that brings joy.



CATHIE LEE
CO-OWNER

Haven Home & Gift

Haven started as a dream that turned into reality this past summer when Cathie Lee and Janice Gardiner opened their business in the heart of Collingwood's historic downtown. Haven celebrates the beautiful Southern Georgian Bay community by creating quality handcrafted items that are unique to the area and offering customers a variety of local and Canadian-made products.

LIFE
Dream Trip: European River Cruise.
Dog or Cat: My dog Murphy. **Wallpaper or Paint:** Paint. **Fav Holiday Side Dish:** Sweet potatoes. **New Year's Resolution:** Spend more time with family and friends.

Continued on page 96

A modern kitchen with white cabinets, a stainless steel refrigerator, and a wooden island with a white countertop. The room has a warm, rustic feel with wood paneling and a map of Canada on the wall.

The logo for South Gate Cabinets Inc. features the letters 'SG' in a stylized, green, serif font. Below the logo, the text 'South Gate Cabinets Inc.' is written in a smaller, green, sans-serif font.

Custom kitchens, cabinets & millwork
Individually designed to meet your needs
Quality design, manufacturing & installation

827470 Grey Road 40
The Blue Mountains

Follow us on our Facebook page for more details.

www.southgatecabinets.com 1-866-929-9933

EXCEPTIONAL CRAFTSMANSHIP
SUPERIOR RESULTS...EVERY TIME

A large, modern house with a swimming pool and a stone fireplace. The house has a rustic, log-cabin style with a large stone fireplace and a wooden deck. The pool is surrounded by a wooden deck and a stone wall.

CUSTOM BUILT HOMES | RENOVATIONS

The logo for Valleyview Construction features a stylized sun or mountain shape with the text 'VALLEYVIEW CONSTRUCTION' in a bold, sans-serif font. Below the logo, the text 'PAUL ROGERS | 519.599.3694 | paul.valleyview@gmail.com | www.valleyviewconstruction.com' is written in a smaller, sans-serif font.

since 1980



HOT ITEM:
BestSkinEver
all-in-one
facial oil.

WORK
Trendy Now:
Living Libations.
Quick Update: Joyful
Rejuvenation Facial. **Up and**
Coming: RMS makeup.
High-end: Royal Rose
CoQ10 Serum.


KAREN LANG
OWNER
Seed

Seed is a destination for holistic facials and a retail store that is the exclusive source in the region for Living Libations products, which are made from the purest organic, wild-crafted essential oils available internationally. Living Libations serums nourish all three layers of the skin to revive complexions and protect against seasonal elements while outdoors or on the ski slopes.


LIFE
Dream Trip: Spain or
Portugal. **Red or White:** Red.
Dog or Cat: Dog. **Fav Holiday**
Side Dish: Mashed potatoes.
Cold Remedy: Essential
Oils. **Coffee or Tea:**
Bulletproof coffee.

Continued on page 98

LET US FRAME YOUR
MEMORIES



Your treasured memories on
your wall, instead of in a drawer




**Georgian
Frame Gallery**
172 Hurontario St., Collingwood
705-445-4477




A L A I R
CUSTOM HOMES • RENOVATIONS

Put the unique Alair Client Control™ process
to work for you, and experience the difference
that full control can make on your project.


705-444-9005
WWW.ALAIRHOMES.CA



**OLIVER WOOD
DESIGNS**
CREATORS OF ARTISAN
HOME ACCENTS



studio/gallery by appointment
1-226-668-8487 | oliverwooddesigns@gmail.com
oliverwooddesigns.ca



BLUE MOUNTAIN 705.888.7480 GILLIANCO.COM

LIFE

Red or White: Red.
Dream Trip: A safari in South Africa or Italy. **Dog or Cat:** Of course dog... or dogs Storm and Bella. **Cold Remedy:** Suck it up!
Fav Holiday Side Dish: Gravy.

CANDIS MCDONNELL
OWNER

Niche

Looking for a gift or something for your own home? Niche has a wonderful collection of home décor and furnishings. Smart Furniture is a space-saving line of contemporary pieces available exclusively at Niche that can be accessorized with pillows, art, vases and other accent pieces.



WORK

Hot Item: Smart Furniture. **Quick Update:** Preserved boxwood and art. **High-end Option:** Beautiful large Indonesian mirror with a wood frame. **Wallpaper or Paint:** Paint... but maybe both.

TRENDING:
Blue/Grey
and real wood
accents.

Continued on page 100

BRUCE STREET CLASSIC

MLS#151426

TODD BROOKER PERSONAL SERVICE REAL ESTATE
SALESPERSON
705-888-1818 toddbrooker.com

The Heartwood Companies...so many possibilities.

LIGHTING

LANDSCAPING

POOL & SPA

Heartwood
Landscapes
LIGHTING

Heartwood
Landscapes
& GARDENS

Heartwood
Landscapes
POOL & SPA CARE

519.377.9991
www.heartwoodlandscapes.ca
A Proud Member of Landscape Ontario

people

TIM, ANDY & KRIS VAN DOLDER

Van Dolder's Custom Exteriors

Van Dolder's Home Team Custom Exteriors invites you to visit their second, family constructed, 18,000 sq. ft. village-style showroom on Mountain Road. Experience some of the best quality windows, doors, siding, decking, awnings, garage doors and finishing touches up close, installed and in use. Tim Van Dolder is leading the Collingwood team and looks forward to your visit.



WORK


Hot Items: Sagiper Vinyl siding and soffit, Ghostwood barn board. **High-end Item:** Big Foot tilt and turn windows and doors. Long Board metal siding. Beach House vinyl cedar shakes. **New Product:** Facade garage doors.

LASTING COLOUR TRENDS:
Blacks and dark greys.

LIFE

Dream Trip: Anywhere hot and sunny with my wife and two boys. **Red or White:** Either, but local. **Cold Remedy:** My wife's cure to a short cold is saline rinse. **Fav Holiday Side Dish:** Turnip, believe it or not. **New Year's Plans:** Home with family and friends – games, snacks, drinks and a countdown. **OH**

SEE OUR DIRECTORY FOR ALL CONTACT INFORMATION.



HISTORIC SNOWBRIDGE
7 bdrm., 5 bath, 5920 sq. ft. fin.
\$1,595,000



BUILDING LOTS
Prestigious Peak's Ridge & rural locations
From \$339,000



MCKEAN SUBDIVISION
4 bdrm., 2 bath, 2400 sq. ft. fin.
\$699,900



Profit From Our Experience!



Jacki Binnie
Sales Representative
705.441.1071

David Holman
Sales Representative
416.930.2558

Sherry Rioux
Broker
705.443.2793


Emma Baker
Broker
705.444.3989

Hollie Knight
Admin. Assistant
705.445.7085

Almira Haupt
Assistant
705.445.7085



CENTURY HOME IN CREEMORE
4 bdrm., 1.5 bath, 3045 sq. ft.
\$699,900



WALK TO CRAIGLEITH
7 bdrm., 9 bath, 9845 sq. ft. fin.
\$2,950,000



WATERFRONT IN CRAIGLEITH
2 bdrm., 2 bath, 1163 sq. ft.
\$750,000



RAISED BUNGALOW IN PRESTIGE LOCATION
3 bdrm., 2 bath, 2445 sq. ft.
\$849,999



DOWNTOWN COLLINGWOOD
4 bdrm., 2 bath, 2080 sq. ft.
\$595,000



NIISSING RIDGE CHALET
6 bdrm., 3.5 bath, 4782 sq. ft. fin.
\$1,795,000

Contact us to expand your **BUYING** and **SELLING** power!

705.445.7085 | www.SellingCollingwood.com
306-10 Keith Ave., Collingwood L9Y 0W5





1 JONATHAN ADLER:
Lampert Sofa in
Venice Peacock



2 BRENTWOOD
CLASSICS:
Lunetta Sofa
in Samira Red



3 STRUCTUBE:
Emilie Velvet
Sofa in Green

BOLD & beautiful

Make a statement in your favourite lounging space with a sofa in a bold colour.



4 ROCHE
BOBOIS:
Odea Sofa in
Sea Green



5 MOOOI: Boutique
Delft Blue Jumper

Continued on page 104



Celebrating life in colour!

We are Kitras Art Glass. The roots of our company are built around the handmade and everything that accompanies it.

We believe that moments collected build into stories and that those stories create the Everyday Beautiful.

It is our belief that beautiful things enhance the enjoyment of everyday life. And when surrounded by beauty, the spirit is uplifted!

We believe in the Everyday Beautiful.



HANDCRAFTED IN FERGUS, ONTARIO - KITRAS.CA - GET SOCIAL WITH US  

6

THE ART SHOPPE:
Blush Sofa



7

ELTE:
Hunter Sofa



8

BOCONCEPT:
Osaka Sofa in Turquoise
Napoli



9

CB2: Club Rust
Velvet Sofa



10

NUEVO: Janis
Sectional Sofa in
Midnight Blue



11

VANGUARD
FURNITURE: Hans Sofa
in Vineyard Steel OH



Clerksons
Home Store

We offer our customers:
Complimentary Regional
Furniture Delivery & Setup!

85 Hurontario Street,
Collingwood.
Tel. (705) 445-1988

www.clerksons.com

Follow Us!
f i p

"A Collingwood
Tradition
Since 1977!"

CALIBREX
DEVELOPMENTS

Lifestyles North™
Your Life. Your Style. Your Real Estate Team

THE CHALETS
AT
GEORGIAN
shares

Close to The Georgian Peaks, Georgian Bay Club and Blue Mountain Village
The Chalets at Georgian Shores are nestled in the heart of Thornbury.
Set on 100-foot lots surrounded by trees, near the scenic Georgian Trail,
The Chalets at Georgian Shores offer luxury finishes and floor plans that
feature 3 to 4 bedrooms, and 3+ bathrooms. All of the homes
include designer interiors. Priced from the \$900's.

Steve Simon*
Direct: 705-994-2353
Office: 519-599-2136
Steve@LifestylesNorth.com

Marla Simon*
Direct: 705-994-2595
Office: 519-599-2136
Marla@LifestylesNorth.com

*Sales Representative, RLP Locations North Brokerage

VIEW THE DIFFERENCE: LifestylesNorth.com

LOCATIONS **NORTH**
BROKERAGE

ROYALLEPAGE

STORY **MEHREEN SHAHID** | ILLUSTRATION **SHEILA BRITTON**

THE DOS AND DON'TS OF HOME INSURANCE

THE CARDINAL RULE OF HOME INSURANCE: BUY IT!

- ✓ **Do shop around when getting a new policy**, says Pete Karageorgos, Ontario director of consumer and industry relations, Insurance Bureau of Canada (IBC). And remember to sit down with your insurance representative for a yearly review of your policy. The reason, Karageorgos says, are the upgrades homeowners do over a number of years.
"That increases the value of the house," he says. "If you don't tell the insurance company about it, they may say, 'since you weren't paying the premium for that item, we won't pay you the amount to replace it.'"
- ✓ **Do make a list of valuable items you have**, Karageorgos says. Documenting assets helps the claims process go smoothly.
"Most folks have smartphones with cameras, and it's easy to take photos of your rooms, cupboards, closets and your storage areas," he says. "A lot of times when we're faced with making insurance claims, we may forget what we've had in storage."
- ✗ **Don't assume everything you own is automatically covered in your policy.** "Most policies will cover a home for fire, wind and theft, but things such as power surges may not be covered," Karageorgos says.
- ✓ **Do check to see if you will need an additional personal articles policy.** "Understand there may be specific sub-limits for items, such as jewelry, sports equipment or stamps you've collected," he says. "You may want to look into having these covered separately."
- ✓ **Do check for specific events for which you're covered when reviewing a policy.** "More and more, we're seeing severe weather events in our communities," Karageorgos says, adding that customers calling the IBC's help centre say they are caught offguard when their dwelling is affected by a natural disaster, such as flooding or a storm. "Reality is, we're seeing a shift in weather patterns and we're trying to meet those needs."
For example, he says, when areas in Calgary were flooded a few years ago, insurance companies weren't paying to cover for the aftermath.
"Now, they are," he says. "This coverage also applies to septic systems. If those overflow, insurance companies are offering sewer back-up coverage."



- ✓ **Do look into taking steps to protect the house.** For example, insurance companies may determine premiums based on the distance of the dwelling from the shoreline, Karageorgos says.
"Sometimes the insurance company may ask you if you have a safety measure, such as a sump pump," he says. "Look at what you can do to minimize the risk. Make sure the grading around the property isn't such that water flows into your house, but is pushed away from the house. Make sure there aren't any issues with the foundation. You could (also) look into getting a home alarm system," he adds.
- ✓ **Do repairs regularly**, don't think that just because you have insurance that it will act as a maintenance policy. If items that wear and tear and have a specific period of usefulness break down, you may not get the type of claims response you were expecting.
- ✓ **Do check that your policy covers additional living expenses**, which pays if families are forced to leave their home, due to a fire or another event.
- ✗ **Don't assume your landlord's insurance will cover your valuables, too.** Home insurance isn't only for homeowners; renters should also look at buying a policy.
"As a tenant, you're responsible for covering your own items," he says. "It also helps cover you for liability, in case of a fire or another event," Karageorgos says.
Liability coverage also protects against being sued by visitors if they are injured on the property.
- ✓ **Do review your deductible.** "Adjusting your deductible is important; maybe increase it to have a smaller premium," says Karageorgos, adding another insurance do is to look at bundling home insurance with other insurance policies, such as auto and life.

General guidance is available through IBC's help centre, which can be reached at ibc.ca or by calling 1.844.227.5422. ON

CROW Check the website for upcoming "Crow Sessions" Dinner Shows

BAR & VARIETY

COLLINGWOOD'S HOME FOR ORIGINAL FOOD, COCKTAILS AND LIVE MUSIC

18 HURON ST. COLLINGWOOD • 705-445-0509 • CROWVARIETY.CA

Beautiful window treatments

Pre-Christmas Special!
up to **50% OFF!**
Call for details

Offering a wide selection of the finest blinds, shutters and shades from a variety of designer brands, custom-made in Canada, to suit your home and your budget!
Serving the Collingwood, Wasaga Beach, Barrie, Halton Region and Mississauga areas.

The Blind Spot
Serving Canada Since 1982

Book your free in-home design consultation & estimate today!
705.351.2114 • theblindspot.ca • andrew@theblindspot.ca

Great Lakes Custom Homes & Renovations

We build excitement!

Your Premier Custom Home Builder in Grey Bruce

Robert Abbott, Owner
705.446.4831 | greatlakescustomhomes.ca

GINGERBREAD LOAF

with BROWN BUTTER ORANGE GLAZE

RECIPE AND PHOTOGRAPHY JENELLE MCCULLOCH



SPICE UP YOUR NEXT GATHERING WITH THIS WINTER LOAF. WARMING SPICES ARE BAKED INTO THE CAKE AND TOPPED WITH A ZESTY BROWN BUTTER GLAZE.



LOAF

INGREDIENTS

- 1 ½ cups all-purpose flour
- 1 tsp nutmeg
- 2 tsp cinnamon
- 2 tsp ground ginger
- ½ cup butter
- ½ cup brown sugar
- ¼ cup molasses
- 1 egg
- 2/3 cup milk, warmed
- 1 tsp baking soda

DIRECTIONS

- Preheat oven to 300°F and line a loaf pan with parchment paper.
- In a medium bowl combine flour, nutmeg, cinnamon and ground ginger and mix well.
- In a small saucepan over low heat, combine butter, brown sugar and molasses until melted. Add to flour mixture and combine until smooth.
- Beat the egg and stir into the batter.
- Combine warm milk and baking soda together and mix into batter until smooth.
- Pour batter into prepared pan and bake for 60-70 minutes or until toothpick comes out clean.
- Let cool completely before adding glaze.

GLAZE

INGREDIENTS

- 1 cup icing sugar
- ¼ tsp vanilla
- 1 Tbsp brown butter
- 1-2 Tbsp milk
- Zest of one orange

DIRECTIONS

- To prepare brown butter, place butter in a saucepan over medium heat and cook until fragrant and golden brown. Remove from heat.
- Combine icing sugar, vanilla, brown butter, 1 Tbsp of milk and orange zest in a medium bowl and mix.
- The glaze needs to be thick and opaque but still pourable. If needed, add more milk to reach desired thickness
- Pour glaze evenly down the centre of cool loaf and let fall down the sides. **OH**

online Get more recipes at ourhomes.ca/mag/cook



all **WRAPPED UP!**

STORY **SARA MARTIN**
PHOTOGRAPHY **JASON HARTOG**



Every year, generous local homeowners open their doors for the always sold-out Collingwood Holiday House Tour. Designers and decorators step up and spend countless hours decking each hall to the nines.

Twinkling lights line the stairs in the 2017 Fan Favourite home owned by Karen Willison and decorated by Tricia Jeffery. **OPPOSITE:** The living room is ready for Christmas morning.



LAST YEAR'S EVENT RAISED MORE THAN \$30,000, WITH PROCEEDS GOING TO THE CANADIAN SHELTER FOUNDATION, INCLUDING MY FRIEND'S HOUSE AND OTHER LOCAL CHARITIES. OUR HOMES IS A PROUD PARTNER AND SPONSOR OF THIS ANNUAL EVENT, PUT ON BY ROYAL LEPAGE LOCATIONS NORTH. THIS HOLIDAY ISSUE CELEBRATES THE INCREDIBLE HOMES FROM LAST YEAR'S TOUR. Continued on page 112

1
THEME:
CHRISTMAS
WARMTH

DESIGNER **TRICIA JEFFERY**
(DOVETAIL INTERIORS)
HOMEOWNER **KAREN WILLISON**
SPONSOR **KAREN WILLISON (KW**
COLLABORATIVE REAL ESTATE,
ROYAL LEPAGE LOCATIONS NORTH)
SUPPLIER **DOVETAIL INTERIORS**
VOLUNTEERS **WENDY BOYD, SUSAN**
CUDA, KATHY FULFORD, BILL
GULOIEN, CASSIDY KENNEDY AND
JACQUELINE LANE

A blazing fire, fur throws, arrangements full of greenery, candles, hot chocolate and popcorn filled this home, inside and out. Tricia Jeffery created an atmosphere that had each visitor wanting to curl up by the fire and open presents on Christmas morning. The stairs at the front entrance leading to the lower level were lined with twinkling light-filled garland. The carpet runner was a tongue-in-cheek salute to Santa's reindeers – helping to amp up the Christmas feel in this Fan Favourite home.

Continued on page 114



30 YEARS **PORTER SKELTON & ASSOCIATES LTD**

The quality design-build solution trusted by homeowners for over 30 years. Positive relationships, creative designs and clear process with every project.



DESIGN~BUILD~RENOVATE~RESTORE
Office-Shop: 14 Stewart Road, Collingwood
705-444-1999 Info@porterskelton.com

Interior Moves

UPCYCLED FURNITURE • HOME DECOR • CUSTOM FINISHING
INTERIOR DECORATION & STAGING



46 SYKES STREET, MEAFORD
519 377 2460 WWW.INTERIORMOVES.NET
f Interior Moves i interiormoves

Smart Shadings EVENT

Rebates starting at **\$250**

when you purchase select window shades with PowerView® Motorization and a PowerView® Hub

HunterDouglas

We've moved! **baywood DESIGNS**
164 Clark Street, Clarksburg
519 599 5444
www.baywooddesigns.com

Offer valid September 1 – December 31, 2018. *Mail-in rebate offer. Purchase a minimum of 3 Silhouette®, Pirouette®, Duette® or Sonnette® with PowerView® Motorization and a PowerView® Hub and receive a \$250 rebate. Valid at participating retailers only. For full details, visit hunterdouglas.ca

Happy Holidays

LOFT PLANNING INC

Land Use Planning | Project Management

KRISTINE LOFT
BES BAA MCIP RPP
Principal
705.446.1168
LoffPlanning.com



holiday tour

2
THEME:
NATURAL
HOMESTEAD

DESIGNERS **KRISTEN VERMEULEN
AND TRACEY GERSCHWILER**
HOMEOWNERS **TRACEY AND ROBERT
GERSCHWILER**
SPONSOR **GERSCHWILER BUILDING
INC.**
SUPPLIERS **KRISTEN VERMEULEN
DESIGN, TRACEY GERSCHWILER,
STEF RICHARDSON (LOKAL DIGS)**
VOLUNTEERS **ABBY GERSCHWILER,
BROOKE GERSCHWILER, ROBERT
GERSCHWILER, STEF RICHARDSON
AND MITCH WHITTON**

This modern homestead was decorated with unadorned trees covered with white lights. The trees were placed together in groups with fresh evergreens in vintage metal buckets. A distressed harvest table in the kitchen does double duty as a place to prepare the meal and eat. Natural wood trim, concrete heated floors and open space all give this home room for children to play and lots of family to gather for the holidays. *Continued on page 116*



williamsoutdoors.ca



bespoke outdoor spaces | decks | patios | structures

WILLIAMS
OUTDOORS INC.
LANDSCAPE DESIGN + CONSTRUCTION

Meaford | Blue Mountains | Beaver Valley | 519-374-7796



niche
45 Bruce Street South, Thornbury
226-665-0135



EVOLUTION
custom building

CUSTOM HOMES | RENOVATIONS
ADDITIONS | PROJECT MANAGEMENT



EVAN REID
705.888.2417
EvolutionCustomBuilding.com

3

**THEME:
DESIGN
SURPRISE**

DESIGNER **CATHERINE STAPLES**
(**CATHERINE STAPLES INTERIORS**)

HOMEOWNERS **FREDENE PLOUFFE-
JOYCE AND ART JOYCE**

SPONSORS **ROB AND ANGLINE
DUBIEN (ROYAL LEPAGE LOCATIONS
NORTH)**

SUPPLIERS **CATHERINE STAPLES
INTERIORS, STREET'S FLOWER
SHOP, TWO MEN AND A TRUCK**

VOLUNTEERS **KELSEY BULLOCK,
STEPHANIE FRYER, GEORGETTE
MCCULLOCH AND FREDENE
PLOUFFE-JOYCE**

The homeowners, friends of Catherine Staples, had no idea Catherine would decorate this home from top to bottom. Catherine brought in truckloads of furniture and accessories to decorate this weekend retreat. The homeowners arrived the night before the Tour and walked into the home of their dreams done in Catherine's signature style. Their only

question, after the shock of seeing this gorgeous space, was, does it get to stay like this after the tour?!

Continued on page 118



NATURAL
**STONE
SCAPES** INC. LANDSCAPE ONTARIO
Awards of Excellence
Residential Construction

DESIGN • CONTRACTING

*Beautiful, long-lasting
landscape solutions
for fine homes and
challenging sites*

Discover natural landscaping ideas at
naturalstonescapes.ca 705.441.2174

FEATURED ON
houzz

NOW ON
INSTAGRAM!

AUTHENTIC HAND FORGED WROUGHT IRON

NORTHERN IRON
LIGHTING • FURNITURE • SCULPTURE • DESIGN

EST
1995
HANDCRAFTED IN CANADA

705.735.4414
740 Huronia Rd. Unit 8, Barrie, ON L4N 6C6
northerniron@bellnet.ca | www.northerniron.ca

Canadian Manufacturer of Artisan Lighting,
Furniture and Metal Art

f i i

TDI www.tdiconstruction.ca
705-441-3079
519-599-5583

**simply
yours
to explore.**

MULCH-IT
Specialized Land Clearing
Trail Creation & Land Management
mulch-it.ca 519•376•0002

holiday tour

4

THEME: HOLIDAY TRAVELLERS

DESIGNER **SHARON ALLAN (VAN ALLAN DESIGN CENTRE)**

HOMEOWNERS **BRONWYN AND LACHLAN MACLEAN**

SPONSORS **ANITA HEARN AND DOUG BEAUMONT (HEARN BEAUMONT GROUP, ROYAL LEPAGE LOCATIONS NORTH)**

SUPPLIER **VAN ALLAN DESIGN CENTRE**

VOLUNTEERS **CASS ALLAN, MICHELE ALLAN-GOLDS, STEPHANIE BERTRAM, LINDI GREEN, BRONWYN MACLEAN AND WHITNEY TURNER**

A globetrotting family fell in love with this Collingwood beauty and have been working with Sharon Allan to bring it back to the sophisticated treasure it once was. Sharon created a restrained, laid back holiday feel. The large tree in the living room had a blue colour palette that was drawn from the sofa and the triptych on the wall by Don Kilby. Under the tree are presents wrapped in maps that echo the fragmented map of the world in the dining room. Fresh boughs were carefully placed for a touch of colour. This home was ready for a black tie New Year's party. *Continued on page 120*



Prefinished Natural Oil Hardwood Flooring
Locally Made and Manufactured

NORTHLAND WOOD PRODUCTS

Call us today for an appointment
Office: 705.429.7543
Cell: 705.333.1509
info@NorthlandWoodProducts.ca
www.NorthlandWoodProducts.ca

CANADIAN MADE AND MANUFACTURED

RETREAT

...discover yours.

Pools.
Patios.
Decks.
Dreams.

RETREAT Landscape Design
High quality landscape design & installation by industry certified professionals.
705.444.2018
DiscoverYourRetreat.ca

B buttergallery

Visit us at our NEW LOCATION!
126 Hurontario St., Collingwood
buttergallery.ca

Re-defining Quality, Craftsmanship, & Service

DESIGN + BUILD

CUSTOM KITCHENS

CUSTOM CABINETRY

MILLARD BAUTISTA DESIGNS

Clarksburg, ON | 705-446-5047 | millardbd.com

holiday tour



DESIGNER **CINDY MCMULLIN**
(DÉCOR DESIGN)

HOMEOWNERS **VINCE AND JOSIE GRECO**

SPONSOR **AMP CHAMP, SILKE, CHRISTOF AND WILHELM BOKER**

SUPPLIER **DÉCOR DESIGN**

VOLUNTEERS **BILL BOKER, CHRISTOF BOKER, SILKE BOKER, SHERRY BROWN AND BRENDA SCOTT**

Josie Greco's artwork inspired the decorating by Cindy McMullin of Décor Design. Josie's deer and birch-tree art guided Cindy's choices. Coming through its front door was like a lovely walk in a snow-covered forest. Red was the accent colour used in plaids, flowers, ribbons, blankets and dishes. *Continued on page 122*



Triberg Construction, Inc.



Custom Homes and Additions
Let us help plan and build your home.
35 years experience building from the ground up.

PR Antique Flooring
519.538.4070 • barb@prantiqueproducts.com

...just what you need.



Home Décor+More
20 Balsam St., Unit 12, Collingwood ON

Visit us often!
Inventory and selection changes frequently.



YOUR *Holiday* FLORAL STORE



Your Holiday floral store in South Georgian Bay
Centrepieces for fabulous dinner tables or anywhere in your home, cottage or chalet to brighten the holiday season. Designed and created in Collingwood with only the freshest flowers. Shop online or call us now to pre-order for delivery or pick-up.


COLLINGWOOD
FLOWERS & HOME DECOR

formerly Smart's Flowers
56 Hurontario Street, Collingwood
705.445.2071 | 1.800.946.7444
CollingwoodFlowers.com


Kettlewells
FLORALS • VINTIQUES • ARCHITECTURAL SALVAGE

HOLIDAY OPEN HOUSE NOVEMBER 10th & 11th



Tuesday to Sunday 9am – 5pm

  **4537 County Rd. 124, Collingwood**
(across from Bellbrae Animal Hospital)
705.445.7066 www.elainekettlewell.com

6
THEME:
FREE-FORM
AND FRESH

DESIGNER **ELAINE KETTLEWELL**
(KETTLEWELLS)

HOMEOWNERS **KATHERINE AND**
MARIO ARCARO

SUPPLIERS **FAD INC., KETTLEWELLS**

SPONSOR **MARTHA WHITTON (ROYAL**
LEPAGE LOCATIONS NORTH)

VOLUNTEERS **FAD INC. STAFF**
MEMBERS

A natural arrangement at the front door of grapevine, greenery and pinecones took your eyes up as it gently twisted and climbed to the roof of the porch. Inside, Katherine's favourite colour, mauve, was used in the holiday decorations. The tree was filled with large mauve Christmas balls, fresh roses, silver poinsettias and pinecones. Another grapevine arrangement twisted its way through the dining room light fixture. Cream roses peeked out and were kept fresh in water-filled vials. These thoughtful arrangements were done by Elaine Kettlewell, who has a fresh approach



to working with flowers and used her magic to enhance the beautifully decorated home, owned by FAD Inc. designer Katherine Arcaro.

Continued on page 124



THE RUSTY STAR
COUNTRY HOME DÉCOR

Located at Grey Rd. 4 Maxwell, Ontario

www.therustystar.ca | (519)-922-2010 | therustystar@live.com

Hours: Mon-Fri: 9:00 am - 5:30 pm
Sat: 9:00 am - 5:00 pm (Closed Sundays)

Cabinetsmith
style • quality • affordability

ON SALE NOW!
All blinds & shutters

Kitchen & Bath Renovations

Ceramic Tiles | Hardwood | Laminate Carpet | Area Rugs | Luxury Vinyl Tiles
Blinds | Shutters | Drapery

Now available at affordable prices!

MEAFORD
CARPET & INTERIORS

Come in & visit our complete remodeled showroom!
278 Cook St., Meaford 519-538-4303
MeafordCarpets.com

BSW design

COLLINGWOOD
AURORA

**INTERIOR DESIGN
RENOVATIONS
STYLING**

905-751-6325
WWW.BSWDESIGN.CA

complete financial advice
for your unique financial situation

Assante
WEALTH MANAGEMENT

Be well-advised.

Dean Taylor, BA, CPA, CMA
Senior Financial Advisor
Assante Capital Management Ltd.
16 Huron Street, Unit 1
Collingwood, ON L9Y 1C4
705-444-1457 | dtaylor@assante.com

Assante Capital Management Ltd. is a Member of the Canadian Investor Protection Fund and Investment Industry Regulatory Organization of Canada.

holiday tour

7

THEME:
VICTORIAN
SPLENDOUR

DESIGNER **LUCIA CRUPI (LUCIA CRUPI DESIGNS)**

HOMEOWNER **PAT WILLIAMSON (JOSEPH LAWRENCE HOUSE B&B)**

SUPPLIERS **BLUE MOUNTAIN TEA COMPANY, COLLINGWOOD HOME HARDWARE BUILDING CENTRE, GRAPEVINE COTTAGE, LUCIA CRUPI DESIGNS, TOWN TERRACE**

VOLUNTEERS **CATHERINE BROWN, ELAINE KELLY, DIANNE POST, ALICIA SCHRADER, TEA VON TEICHMAN AND ANDREA WILSON**



The welcome was warm on a chilly day. Cedar swags fastened to the metal fence and a huge wreath signalled the festive season at this historic Victorian brick home, known locally as the Joseph Lawrence House Bed & Breakfast. Everyone who came through the door enjoyed little treats and carols played on the piano before touring each room, beautifully decorated with greenery by Lucia Crupi. **OH**

We specialize in quality
fireplaces.

NAPOLÉON

The **FYRE PLACE & PATIO SHOP** *Since 1973*

Located at Highway 6 & 21, Springmount (Near Owen Sound)
519.371.2963 | www.thefyreplace.com

KNIGHTS' Home
building centre

519.538.2000 | 206532
Highway 26, East of Meaford

3 REASONS TO COME TO KNIGHTS'

- Tracy, who has a wealth of design experience
- Free 3D design
- With our installation program we will see your job through from start to finish.

KitchenCraft
CABINETRY

www.kitchencraft.com

Name Cards

CREATE GIFT CARDS OR PLACE CARDS USING
SMALL CERAMIC TILES OR LIGHT BULBS.
THEY'RE SIMPLE TO MAKE AND ADD A FUN,
YET ELEGANT LOOK TO A GIFT OR TABLE SETTING.

Continued on page 128

PROJECT DAWN MCCONNELL | PHOTOGRAPHY TARA CHATTELL



BUYING OR SELLING REAL ESTATE?

Benefit from marketing with unmatched global reach through Chestnut Park's affiliation with Christie's International Real Estate.

CONTACT US TODAY TO LEARN MORE ABOUT OUR MARKETING PLAN | WWW.THEPICOTTEAM.COM



\$3,188,000 Enjoy the Lifestyle in this modern inspired residence on 36 acres close to The Georgian Bay Club golfing, skiing, boating & mins to Thornbury & Collingwood. Over 5,000 sq.ft. w/6 Bdrms, 6 Baths, heated saltwater pool & Georgian Bay views.
MLS*SG1625311



\$2,988,000 "Tranquil Waters" Be inspired by far reaching views of Georgian Bay & the 11th Fairway. Impressive Post & Beam residence, over 8,000 sq ft, 6 bdrms, 6 baths, Chef's kitchen, 3 car garage & award-winning grounds with waterfall and firepit.
MLS*SG1709683



\$2,788,000 Luxurious waterfront living!! Custom built 2,500 sq ft home w/3 Bdrms, 3 Baths, Gourmet Chef's kitchen w/stone counters. 20'x42' saltwater pool, stunning landscaping, patios, waterfalls, outdoor fireplace & a sandy bottom waterfront.
MLS*137146



\$2,250,000 Private marina on 22.16 acres w/900 Feet of Private Waterfront. Concrete harbour large enough to dock a 45 ft yacht & 10-12 smaller boats w/water & hydro. Western exposure for amazing sunsets, custom harbour marker & storage building.
MLS*150359



\$1,998,000 Luxurious waterfront Townhouse in the historic Shipyards. 3,766 sq. ft., 4 Bdrm, 5 Bath home w/in-house elevator & underground garage w/4 private parking spaces. White oak hardwood floors, floating staircases, glass walls, marble counters + more!
MLS*148475



\$1,679,000 Zoned Agricultural w/ Commercial/Industrial Operation incl. a 6,000 sq. ft. separate building for a home business. 25 acres w/renovated 2,910 sq. ft. 2-storey home w/4 Bdrms, 3 Baths, horse paddocks, heated salt-water pool & hot-tub perfect for relaxing.
MLS*149002



\$1,599,000 Rare opportunity on 2.8 acres above the 17th & 18th holes of the Georgian Bay Club with no common element fees. Views to Georgian Bay, 5 Bdrms, 3 Baths, in-ground salt-water pool, rock gardens & det. 2,700 sq ft workshop/garage.
MLS*SG1710479



\$649,000 4 Bdrm, 3 Bath, 2,270 sq ft. raised bungalow in Collingwood. Lower level 1 Bdrm in-law suite w/ rental potential. Open concept main-level Living/ Dining/Kitchen, beautiful landscaping, mature trees, single car garage & walk to downtown Collingwood.
MLS*142847

Barb Picot & Ron Picot, Sales Representatives

Cell: 705-444-3452 | Office: 705-445-5454 | Email: picot@rogers.com | www.ThePicotTeam.com

CHESTNUT PARK REAL ESTATE LIMITED, BROKERAGE | 393 FIRST STREET, SUITE 100, COLLINGWOOD, L9Y 1B3

THIS IS NOT INTENDED TO SOLICIT BUYERS OR SELLERS CURRENTLY UNDER CONTRACT WITH A BROKERAGE.



CHRISTIE'S
INTERNATIONAL REAL ESTATE



Continued on page 130

BUY DIRECT FROM THE SAWMILL!



- BUYER OF STANDING TIMBER
- ALL DECKING MATERIALS
- BOARD & BATTEN ■ POST & BEAM
- WHITE PINE FLOORING ■ T&G SIDING

*High Quality: White Pine, Red Pine, Cedar, Hemlock
1" Boards - 2" Dimension; 4" and 6" Squares*

CALL FOR QUOTE
MOGGIE VALLEY TIMBER INC.
684063 Sideroad 30, Holland Centre, ON
519-794-0018
moggievalley@gmail.com
Mon - Thurs - 7:30am to 5:30pm
Friday - 7:30am to 12:30pm




Home comfort you can depend on.

You can count on Heil® heating systems for quiet, energy-efficient and reliable performance, backed by outstanding warranties.




PLUMBING, HEATING, A/C, GEOTHERMAL & WATER TREATMENT
Collingwood • Markdale • Owen Sound • Durham
519-371-5815 • 519-986-3307 • 800-661-5796 • 519-369-1011
northern@sandyhamilton.ca

Create a warm welcome with outdoor lighting.



**ELECTRICAL
RESIDENTIAL • COMMERCIAL**



For all your indoor & outdoor electrical needs
705-446-1407
75 Sandford Fleming Dr, Unit C
Collingwood, ON
ESA Authorized Contractor • ACP Certified for Residential & Commercial



Specializing in...

- Kitchen Remodels**
- Bathroom Remodels**
- Whole Home/Condo Remodels and Updates**

Experience with older homes and legal income suites!

S & K Interiors Ltd. is: 



S&K Interiors Ltd.
www.sandkinteriors.ca
info@sandkinteriors.ca
705-441-1815

crafty ideas



Shapely tiles make a lovely gift tag.

Repurpose holiday lights for a memento that guests can keep.



NAME TILE PLACE CARD

TOOLS & MATERIALS

Ceramic tiles, your choice (we used a sheet of white arabesque tiles)
Permanent marker (we used a gold Sharpie)

DIRECTIONS

Wipe tiles with a damp cloth, removing any oil or film on the surface.
Using permanent marker, write or print name or message.
Let tile sit until completely dry, about 1 hour.
Your place card is ready.



online

Discover more DIY projects at ourhomes.ca/mag/create

LIGHT BULB PLACE CARD

TOOLS & MATERIALS

Large holiday string light bulbs
Acrylic paint in your choice of colour
Paintbrush
Sealant (we used Mod Podge)
Marker in contrasting colour (we used silver, black and gold)
Waxed paper
Twine or ribbon
Glue
Tiny trinkets for decoration

DIRECTIONS

Cover workspace with waxed paper. Apply two coats of paint to the glass of each light bulb, allowing to dry between coats. Coat painted area of bulb with sealant.
When dry, write or print names on bulb using marker. Wrap bulb stems with twine or ribbon and glue in place. Decorate with bows and/or trinkets. **OH**



Choose paint colours to match your décor.



YOUR STYLE
YOUR HOME
YOUR LIFE

Innovative. Inspired by nature. Infused with tradition.



BEDROOM



KITCHEN / BATH



LIGHTING



FURNITURE / DÉCOR

705.732.4040

HILLTOPINTERIORS.COM

1150 HIGHWAY 141, ROSSEAU, ON P0C 1J0



OLIVER WOOD DESIGNS

Marrying form and function with nature's own resources, **Oliver Wood Designs** is the source for authentic organic home accent furniture. Creators Mark and Lori forage fallen trees of the Grey Highlands area, selecting pieces that they will infuse new life and beauty into in their collections of accent furniture. This organic approach to design is inspired by nature in its raw and inherently beautiful form. Equally, it is guided by an eco-conscious mindset to repurpose the fallen trees, and to help usher in new growth once the area is cleared and light can filter in.

By keeping the organic form, they create truly unique and artisan furniture that is constantly evolving with style and finish. Clients can choose from their Colour Collections, or have the opportunity to work with the team to personalize their own piece with size and styling. Clients also have the opportunity to peruse and shop at the boutique studio-gallery, brimming with tantalizing creations ranging from small to large items. The gallery is open all year round by appointment only.

Check out the website for more information at oliverwooddesigns.ca
They can also be found on Facebook, Instagram, Pinterest and Houzz
226.668.8487 [f](https://www.facebook.com/oliverwooddesigns) [i](https://www.instagram.com/oliverwooddesigns) [p](https://www.pinterest.com/oliverwooddesigns) [h](https://www.houzz.com/pro/oliverwooddesigns)
oliverwooddesigns@gmail.com
oliverwooddesigns.ca
(Please see ad on pg 97)



RED APPLE ELECTRIC

The **Red Apple Electric** company has grown! It was about 15 years ago this journey started. Heather McIlwee graduated in 2003 from the Ontario College of Art and Design, studying Sculpture and Installation, and wouldn't even have a slight inclination she would be a Master Electrician one day. Her Father and Grandfather were electricians, so it was in the cards, a 3rd generation electrician.

After working with her Father for eight years achieving, at that point, her Red Seal and Master designation, she set off to British Columbia. She ran a successful first business Red Fox Electric for four years there, but missed her family and friends. After relocating to Collingwood just over a year ago, Heather started Red Apple Electric. The past year Red Apple Electric has been growing because of the great community support for this small business.

Heather is available for all your electrical requirements, big or small. Heather is on deck for all your renovation, retrofitting and new construction needs. Red Apple is looking forward to hearing from you soon and shining a new light on your project.

705.716.3738 [f](https://www.facebook.com/redappleelectric)
redappleelectric@gmail.com
(Please see ad on pg 43)



MORTGAGE WELLNESS

Gerard Buckley, a local Mortgage Agent and his wife Mary, are longtime residents of Georgian Bay. He and his family believe in supporting the communities where they live and work. They have been longtime supporters of The Cadet Program in Canada, Theatre Collingwood's Youth Drama Program, Blue Mountain Village Foundation, Collingwood Hospital, etc. Gerard has made a career ensuring that local families are well prepared to fulfill their future dreams, and he and Mary want to continue to build healthy communities with the YMCA. Mary has been an active member of the Y for 35 years and is inspired by the YMCA values of honesty, responsibility, respect, caring and inclusiveness. They have chosen to donate to the YMCA in Simcoe Muskoka to ensure children have access to a memorable Y birthday party experience, regardless of their family's financial circumstances. They believe that by making these celebrations accessible, children can develop a sense of self-worth and confidence, leading to a future where they can better themselves, and their communities.

Gerard, with many years of financing experience, has established offices in Collingwood, Owen Sound and Toronto with **Mortgage Wellness**. He specializes in New Home Construction Financing and is a Seniors Mortgage Professional. **Gerard Buckley | 705.532.1182**
g.buckley@jaguarcapital.ca
(Please see ad on pg 155)



THERMAFIBER: PROVIDING COMFORT FOR THE HOME

NEW Owens Corning Thermafiber® Mineral Wool Insulation provides fire resistant, thermal and acoustical solutions, perfect for residential new build and home renovation projects.

Thermafiber® residential mineral wool blankets are ideal for insulating walls, floor/ceilings, and attic spaces in homes. These products provide a high R-value/inch, excellent sound attenuation characteristics and outstanding fire performance. Products are also inorganic, non-combustible, and mould resistant. Thermafiber® products conserve energy and provide a minimum 70% pre-consumer recycled content.

Why choose Thermafiber® Mineral Wool Insulation?

- Fire resistant to temperatures above 1,093° C (2,000° F)
- Minimum 70% recycled content
- Easy to cut and install
- Secure cavity fit
- Mould resistant

Thermafiber® UltraBatt™ mineral wool insulation also makes homes energy efficient and Thermafiber® Fire & Sound Guard™ insulation is designed to provide enhanced acoustical control plus fire resistance all in one product. Ask for these products by name and enjoy the comfort. **To learn more about Thermafiber® Mineral Wool Insulation visit thermafiber.ca**
(Please see ad on pg 7)

ARDIEL SEPTIC SERVICES
www.ardielseptic.ca 519-599-5997
Protecting your land and your water since 1971

**GOT SEPTIC?
GET IT PUMPED!**

LOCATING*PUMPING INSPECTIONS*ODOUR
CONTROL*SEWER LINE CLEANING*REPAIRS
SEPTIC ACCESSORIES*SEWER CAMERA

**CALL US
FOR ALL THINGS
SEPTIC!**
519-599-5997
www.ardielseptic.ca
info@ardielseptic.ca

Ardiel Septic Services

STEEL TILE CO.™
METAL ROOFING MANUFACTURERS

1.800.461.5567
tileinfo@steeltile.com
[f](https://www.facebook.com/steeltile) [i](https://www.instagram.com/steeltile) [in](https://www.linkedin.com/company/steeltile)

**MAKING A STATEMENT
WITHOUT SAYING A WORD!**

Family Run Company For Over 30 Years!

SAME NAME • SAME LOCATION
Come Explore the Benefits & Discover the Lifelong Durability of a Steel Tile Metal Roofing System!
A LIFETIME OF PROTECTION FOR YOUR BIGGEST INVESTMENT

3487 Thomas St., Innisfil
Showroom Open to the Public: Monday - Friday: 8am - 5pm
www.steeltile.com

excavating services • septic system installations
professional electrical contracting
trucking and hauling
Servicing the entire South Georgian Bay area!

CLEARLITE
EXCAVATION & HAULAGE 705-446-1407

**75 Sandford Fleming Rd, Collingwood
705-446-1407**

**ROAD READIE
PAVING**

www.roadreadiepaving.com
705.719.0074 • 1.855.607.PAVE



5 HOSTING TIPS FROM AN AIRBNB EXPERT

1. OFFER SOMETHING UNIQUE:

One of my most successful and well-loved listings has a bathtub in the living room! Go figure. Highlight what makes your home unique.

2. DE-CLUTTER BUT KEEP PERSONALITY:

Remove family portraits, your shoe collection and clean out your fridge. Keep a curated collection of books and magazines for guests to peruse. Airbnb guests appreciate spaces with character and soul.

3. FOCUS ON PHOTOGRAPHY:

You need to capture your potential guest's attention with bright, attractive images of your home. Invest in professional photography. If you have a BBQ or an outdoor fire pit be sure to capture these features.

4. CONNECT WITH YOUR GUESTS:

Even if you won't be meeting in person you can still create a personal connection. This begins with warmly written replies to guest inquiries and by leaving a hand written welcome note.

5. ANTICIPATE GUEST NEEDS:

Set the scene for a relaxing weekend by setting out a well-stocked coffee station and a basket of extra throw blankets. Leave items like matches and a corkscrew in plain sight so guests don't need to search for them.

Happy Hosting!

Amy 'Chai' Gilbert
Givingtree Hospitality
705.606.0170
givingtreehospitality.com

(Please see ad on pg 61)



MAKE WAVES MARKETS

Make Waves Markets is brought to you by two local Collingwood girls – Aysia Garbe and Tamara Hibbard. Making a significant impression is what we stand by. We use our markets to create a unique space and vibe for local makers and businesses to come together. There is so much local talent in the Collingwood and surrounding area, it is important to us that our markets encourage the idea of local talent, shopping local and working together.

A part of bringing people together, we believe, is giving back to the community and surrounding areas. We do this by holding clothing drives, food drives and cash donations. With these donations, we are able to help raise awareness and assistance for the non-profits that we team up with each market.

Come Make Waves with us at our upcoming markets. Making nicer days through Music•Friends•Art

HOLIDAY HOUSE TOUR

MARKET: November 10th
Toronto Ski Club | Blue Mountain
8am-4pm (ticket holders only)
11-2 (open to public)

THORNBURY CHRISTMAS

MARKET: December 1st
Beaver Valley Community Centre
Thornbury | 5:30pm-9:30pm

To become a
vendor please contact
makewavesmarkets@gmail.com



DISCOUNT GRANITE PLUS: OUR CONCEPT IS SIMPLE

At Discount Granite Plus

we offer beautiful stone countertops. Every aspect of your project is customized – our experienced friendly staff will professionally guide you on which Granite, Marble or Quartz will best suit your design needs to create a timeless look that transcends every season.

Over the years, our countless clients have come back for more. Whether you're having your kitchen remodelled or updating your vanity surface, we're here to help you every step of the way. We are trained on the latest modern designs and Euro trends with a price point that will suit every budget. Our services include templating, custom fabrication and installation.

We are fabricators which means that we build your stone project right here at our locally owned South Barrie Location which gives our clients the convenience of choosing their stone in our spacious local showroom and seeing their dream inspiration ideas come to life.

We are stone experts! We can work with You, your Designer, Cabinet Maker, Contractor or Builder to finalize your unique vision and deliver a space that captures your senses.

Come see us at
756 Huronia Rd, Barrie
705.481.1236
discountgraniteplus.ca
(Please see ad on pg 151)



NORTHLAND WOOD PRODUCTS

Northland Wood Products is a company that was born from the success of its sister company, Northland Custom Flooring and by the innovation and ingenuity of entrepreneur Chris Bickerton.

Chris has been honing his skills within the construction of high end custom-built homes for over 20 years, studying under the mentorship of the premier builders in the industry. For the last 18 years he has focused exclusively on installation and refinishing of flooring. Through his experience and understanding of his clients' needs, he developed an entirely new product that preserves the benefits and eliminates the disadvantages of currently available hardwood flooring options. In an industry where reputation is paramount, Chris's long history of above-and-beyond customer service, his exacting standards and skill in flooring installation and refinishing are well known.

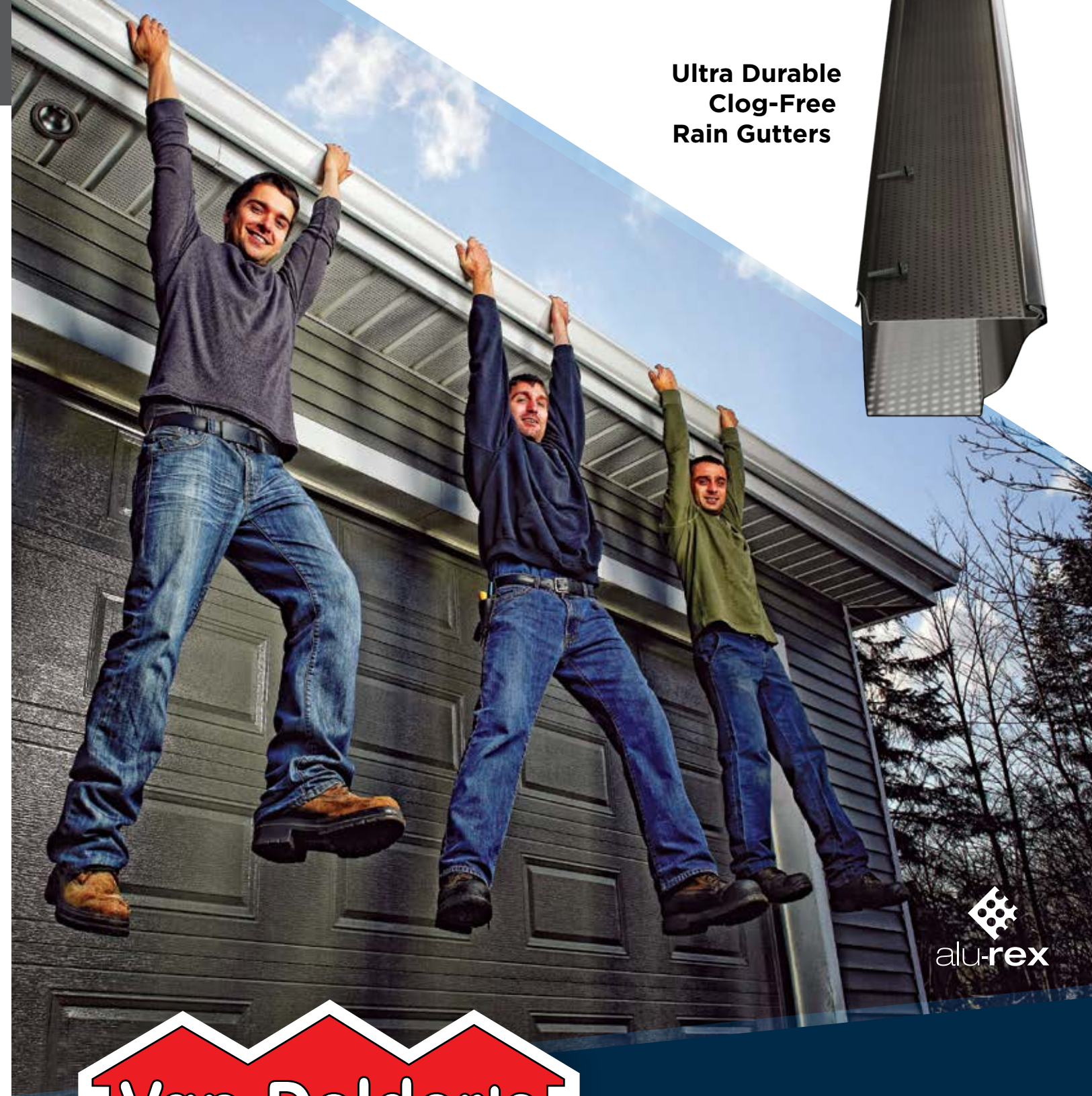
Northland Wood Products produces a prefinished impact oil engineered hardwood product:

- Offers an excellent resistance against abrasion
- Beautiful, high-quality, durable
- Environmentally friendly
- Customizable by types of wood, board width, textures, and a limitless choice of colours
- Easy spot-repair
- Penetrating capacity, our finish feeds the wood, protects it against water and other stains
- Locally Made & Manufactured

705.333.1509
northlandwoodproducts.ca
(Please see ad on pg 119)

Continued on page 136

Ultra Durable Clog-Free Rain Gutters



alu-rex



vandolders.com

VISIT OUR VILLAGE-STYLE SHOWROOMS:

NEW!

185 Mountain Road, Collingwood
1-705-444-5601

1624-28th Ave East, Owen Sound
1-519-376-1624



7TH ANNUAL HOLIDAY HOUSE TOUR: PRESENTED BY ROYAL LEPAGE LOCATIONS NORTH AND OUR HOMES MAGAZINE

The **7th Annual Holiday House Tour** is a one-of-a-kind opportunity for community members to gain VIP access to beautiful and uniquely decorated homes in the Collingwood, Blue Mountains and Thornbury areas. The homes, which range in size and style, will be decorated for the holiday season by local, professional designers and decorators. The day includes a Vendor Market presented by Make Waves Markets, Silent Auction, Greenery Demo by Green Love and a Fashion Show featuring local area shops.

Kicking off the day is our Celebrity Guest Speaker Jo Alcorn!!!

With over 15 years' experience as a celebrity interior and home, furniture and pet product (PET LOVE 4 CHARITY) designer, expert instructor, corporate ambassador, and TV personality, Jo Alcorn has created a fabulous fan following. She is also a style editor and writer for multiple publications and blogs, a public speaker, and an avid animal and environmental advocate. Jo's passion for design has been showcased on HGTV, Discovery Channel, Marilyn Denis, CBC's Steven and Chris, and many more media outlets.

Jo was the designer face of HGTV's 2014 'Critical Listing' show and is creatively showcasing her abilities on the newest season of HGTV show 'Home to Win' in season 1, 2 and 3.

LocationsNorthHolidayHouseTour.com
(Please see ad on pg 77)



TRIPP'S PAINT & DECORATING

Tripp's has long been known as one of the best and certainly most unusual paint and design centres anywhere. Simply walking through the door into over 4,000 square feet of inspiration and colour can be overwhelming but it doesn't have to be.

Tripp's is the source for inspiration, information, know how and honest advice. Jamie and his team have been together for up to 23 years and boast the most experienced team of colour professionals.

Benjamin Moore paint is the anchor of our product line and the anchor of our commitment to quality products that will perform at the highest level consistently.

One of our well known traits is the ability to instill confidence in our customers through training and knowledge. Whether it's a full Revival Furniture, Cottage Paint DIY class or a quick review of how to prepare exterior surfaces for the best possible long lasting result, Tripp's Paint & Revival Furniture is or should be your go-to source for knowledge.

259 King St, Midland
705.526.7411

(Please see ad on pg 11)



SERENDIPITY SOY CANDLE FACTORY

Serendipity SOY Candle Factory is now celebrating our FIRST year in our new location at 20 Balsam Street! You will want to come in and "sniff" around our huge selection of over 150 scents made with all-natural ingredients and PURE soy wax.

You do not want to miss joining us for one of our Candle Making Workshops. Run daily at 3:00 p.m., you are sure to learn all about candle making and have some fun being your own candle maker! Create your four pack of candles to enjoy yourself or for gifts.

We are committed to offering our customers not only an experience, but a quality, all-natural candle that is safe to burn and enjoy in your home. We offer an amazing custom candle program as well. Create a photo candle for that special someone or create an entire custom line for retail, client appreciation, special events or to sell as a fundraiser. Blend your signature scent and create a custom label – be YOUUnique!

Enjoy the Shop & Learn experience we offer at our factory store. Open 7 days a week. Call, drop in or shop online. Discounts offered for groups. We offer both retail and wholesale sales.

705.443.8621
20 Balsam St, Unit 14,
Collingwood
serendipitycandlefactory@gmail.com
serendipitycandlefactory.com
(Please see ad on pg 77)



VAN DOLDER'S HOME TEAM CUSTOM EXTERIORS

Van Dolder's Home Team Custom Exteriors invites you to come see their second, family constructed, 18,000 square foot, village-style showroom. Located in Collingwood at 185 Mountain Road, the unique showroom displays allow customers to experience some of the best quality windows, doors, siding, decking, awnings, garage doors, and finishing touches up close, installed, and in use.

For over 50 years, the craftsmen at Van Dolder's Custom Exteriors have helped homeowners update and improve their living space. From custom window, door and siding design to expert installation, the Home Team® strives to exceed expectations.

Andy Van Dolder continues to head the organization with Kris Van Dolder leading the Owen Sound Team and Tim Van Dolder leading the Collingwood Team. Come in and see us today.

VISIT OUR VILLAGE-STYLE SHOWROOMS:
185 Mountain Rd,
Collingwood
705.444.5601
1624-28th Ave East,
Owen Sound
519.376.1624
vandolders.com
(Please see ad on pg 135)

online

EVERY DAY ON **ourhomes.ca**



OUR inspiration becomes YOUR reality.

Home Tours, Style Ideas, Recipes & DIYs

OUR HOMES helps you find the right company in **your area** for all your homes-related needs.

celebrating life at home
ourhomes.ca

CLEAR VIEW

STORY **LAUREL FORTIN** | PHOTOGRAPHY **SANDY MACKAY**
FLOWERS **COLLINGWOOD FLOWERS AND HOME DECOR**
FOOD **GOLDSMITH'S ORCHARD MARKET**



Despite soaring up Frog's Hollow Road past the Blue Mountains-Meaford town line where the magnificent Georgian Bay vista exposes its glory, the view all but disappears once you turn down the forested lane that leads to the home of Carole and Blair Cowper-Smith. Or does it?

Continued on page 140



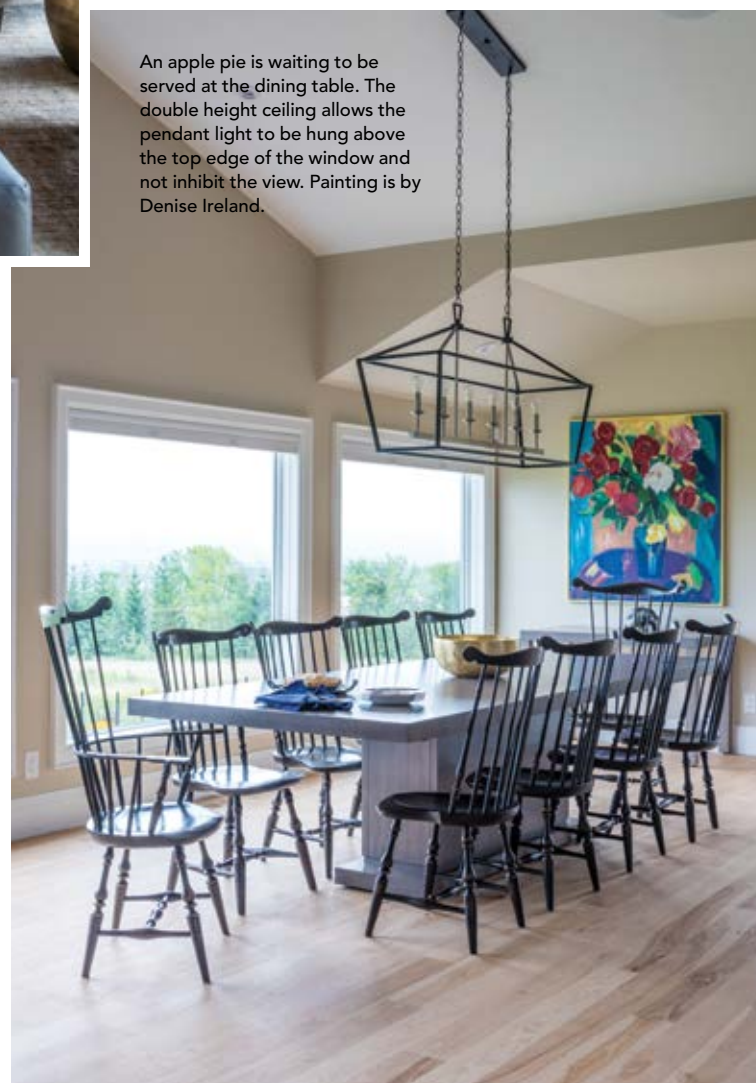
ABOVE: Carole Cowper-Smith welcomes friends and family at the front door. **LEFT:** Just after entering the property, a bend in the driveway reveals what awaits at the home. **BELOW:** The rear facade shows the seamless transition of the new addition on the left side. The mounds on both sides of the lower-level entrance offer shelter from the wind. **OPPOSITE:** Blair and Carole Cowper-Smith toast the fall season and enjoy the spectacular view.



This original by Carole Cowper-Smith is titled *Clouds V* and is an acrylic on canvas painted in 2005.



An apple pie is waiting to be served at the dining table. The double height ceiling allows the pendant light to be hung above the top edge of the window and not inhibit the view. Painting is by Denise Ireland.



White quartzite covers the huge kitchen island. The whole family can gather around, either to help prepare or encourage those cutting and chopping. Carole's chilli sauce waits to be canned. **OPPOSITE, TOP LEFT:** This painting's impressive size, four panels, each three-foot square, replicates, on many days, the sky outside. **TOP RIGHT:** The rear of the living room's stone fireplace (Chantico Fireplace Gallery) becomes an impressive wall in the front foyer.

A number of homes have been strategically positioned along the few short streets on this stretch of Frog's Hollow Road to take advantage of the outstanding views. Blair and Carole built what might have been the first at the top on a large acreage parcel they were able to secure from a long time local family in the area. The couple's long, secluded laneway opens to a clearing peppered with blue spruce. Scant glimpses of the view elude between the trees. The laneway then dips down a knoll to arrive at the front of their home.

It is only after entering the home, designed and finished to fit the feel of the landscape, and navigating around a wonderful stone partition wall inside the front door that you see it. A wall of windows opens up to a 270-degree view of the Beaver Valley, across to the cliffs of the escarpment and northeast over Georgian Bay to Christian Island. It is an astonishing view.

"We were mindful about where and how we positioned our house," says Blair. "We walked the property and considered the neighbouring farms and forests to figure out not just how to make the most of the view, but how to have the home fit into the area." The design was chosen with that in mind.

Continued on page 143



The soft furnishings don't compete with nature's vivid palette outside.

Not only do decoys float above the large window in the living room, a telescope is ready to follow birds that fly by. **BOTTOM RIGHT:** Designer Johanna Noble of Noblecraft is as happy as the Cowper-Smiths with their new addition.

The home is embedded into the hillside so that the overall elevation is not intrusive while the lower level presents an unimpeded view and walkout opportunity. Every bedroom enjoys the view. “We didn’t want to reveal the view in any substantial way until you enter the house,” says Carole. “It invites you in.”

They built the original home in the 1990s as a weekend chalet from their Toronto home so that they and their two sons could ski at The Georgian Peaks Club, which is a clear and visible part of the view. The changes they have made to the property since have been just as mindful and responsive. Carole is an artist and her observations of the landscape inspired a series of paintings of clouds. “We can watch the storms roll in,” says Carole. “It is fascinating to see them move up and down the valley with the clouds often close to the ground over Thornbury with us still having a wonderful view above.” *Continued on page 146*





A blue heron contemplates the view off the balcony in the master bedroom, which is a wonderful spot to start the day.



In one of the bathrooms, a painting by Maynard Newman hangs above the jet tub. **ABOVE:** In the master bedroom, the red in the lampshades echo the untitled canvas by Carole. **RIGHT:** This well-appointed dressing room is just off the master bedroom. A skylight brightens the space.



UNITED LUMBER



UNITED TRUSS





BRING US YOUR PROJECTS BIG AND SMALL
From new home builds, to home renovations, our experts can help you get the job done!



The Home You Always Wanted, The Way You Want It. www.unitedlumber.ca

Barrie 705.726.8132 520 Bayfield St. N.	Bolton 905.857.6970 12833 Hwy 50 S.	Georgetown 905.873.8007 333 Guelph St.	United Truss – Innisfil 705.436.3425 3325 Thomas St.
--	--	---	---



INTERIOR DECORATING & DESIGN
SPACE PLANNING
CUSTOM LIGHTING & FURNITURE
KITCHEN & BATH DESIGN
RE-UPHOLSTERY & DRAPERY

705 444 8330
51 Hurontario Street
Collingwood
farrowarcarodesign.ca





LEFT: Part of the master suite includes a cosy sitting room that's a perfect spot to curl up and enjoy a book. The painting by Carole above the couch is titled *Tree Line*. **BELOW:** On the upper level, a bedroom awaits visitors. An encaustic on wood, by Carole, hangs by the window. **BOTTOM:** Twin beds and lots of toys are ready for the grandchildren. Blue and touches of red are used throughout the house and unify the whole space.



The need for an art studio led to an addition to the north end of the home a few years ago, along with the two-car garage and a home office for Blair on the lower level, giving the couple an opportunity to spend more time in the Thornbury area skiing, golfing and enjoying the ever-changing valley.

Most recently, needing to replace the deck off the kitchen leading out to the pool, the Cowper-Smiths reached out to designer **Johanna Noble** of **NobleCraft Inc.**, recommended by Blair's sister based on the very good design work she had done for her and her husband in the Heathcote area. "We wanted to have the deck and the

house connect to the swimming pool," says Carole. Collaborating with Carole and Blair, Johanna brought forward a design keeping the decking low to the ground, resulting in a waterfall look and feel, and easing the pathway to the pool area.

The landscaping was overseen by **Nevin** and **Peter Metzger**, who made use of rocks hidden in tree lines and a stream bed on the property. A new stone patio integrates with the deck in keeping with the owners' original goals of maintaining consistency with the land and the surroundings.

With their grown children and now grandchildren also enjoying the home, and

Continued on page 148

Why should we be your only call?

Because we sell and service all your HVAC, plumbing, electrical and generator needs. Residential, commercial, industrial... *we do it all.*



519-599-2123
www.clarksburgcontractors.com

Over 60 years of growth and excellence since 1954

ELEVATE YOUR GUESTS TO NEW HEIGHTS.



Sleep your guests in style and comfort with one of our hand-crafted bunkbeds. Available in various styles, colours, and sizes from twin over twin to queen over queen.

kaon
FURNITURE
www.kaonfurniture.ca
kaonfurniture@gmail.com
1-800-693-2233
7446 County Rd. 91, Stayner, ON.

A "MARK" OF EXCELLENCE



A.M. CONTRACTING
MARK BROWN
Specializing in
CUSTOM HOMES • ADDITIONS
RENOVATIONS • PROPERTY MANAGEMENT
CELL 519.373.9577 HOME 519.538.3372
www.amcontractingmeaford.com



When the whole family gathers, the lower level has a light-filled spot to watch movies by the fireplace. There is also access outside. **BELOW LEFT:** The 1929 Brunswick pool table has hosted some competitive games and is in one of Blair's favourite areas in the house.



knowing that kitchens are an increasingly important living space in any house, accordingly, Johanna redesigned the rooms that flow onto the deck. The kitchen and dining room were repositioned to enlarge the view of the bay.

Paul Rogers of Valleyview Construction and his team signed on for construction and development of the overall project. "This was a great project to work on," says Paul. "Johanna was so accommodating and knowledgeable, and it was so easy to work with both Blair and Carol."


"I have a lot of respect for the work Paul does," says Johanna. "It has turned out very well."

Carole and Blair couldn't agree more. "The results are stunning," says Blair. The intentional balance of the design, like blending the existing natural pine in part of the house with a more modern feel in other parts gives this home a sense of continuity and past. It reflects the careful approach this couple has taken to create their home and their surroundings.

The kitchen was built by Modern Custom Cabinets from Toronto and cabinets were finished in **Benjamin Moore's** Oxford White while the island is painted in contrasting Charcoal Slate. **Macdonald's Furniture & Appliances** looked after sourcing the appliances. **City Stone** supplied the super white quartzite top on the large kitchen island and Vicostone (Blue Savoy) for the perimeter counters and dry bar area in the dining room. **Jesse Daer** installed the mosaic porcelain tile backsplash.

Underfoot, large-format slate porcelain tile was supplied and installed by **Floorcrafters** in the kitchen. **Northland Custom Flooring** provided and installed hemlock to match the existing hardwood, finishing the entire floor in a matte oil. **Ashtons Blinds Draperies & Shutters** worked their magic with window coverings. The new dining room table was provided by Cocoon Furniture with chairs from **Wally's Woodwork**.

Chantico Fireplace Gallery, using craftsman **Niss Schwartz** who built the home's original granite fireplace, looked after changes to the fireplace, including a new firebox. Carole sourced new contemporary furniture from Cocoon Furnishings, Restoration Hardware and ELTE. **OH**



The Flooring Place

EST 1993



More than Floors!

...since 1993.

Tile/Stone, Wood, Luxury Plank, Carpet
Residential • Commercial

Ask about our exclusive product for seasonal properties.

SHOWROOM NOW OPEN SATURDAYS.

25 Sandford Fleming Dr., Collingwood | 705.445.7259 | www.theflooringplace.ca



For the Birds – Suet



Suet can be moulded into all sorts of shapes, allowing for personal creativity.

Whether your feathered friends are fall migrants or year-round residents, augmenting their diets with high-quality calories found in suet will help them survive and thrive.

Making homemade suet is about as easy as making hummingbird nectar. It's also more rewarding, affordable and often healthier than purchasing commercially made cakes, bells or blocks. Plus, making suet at home allows you to customize the ingredients to appeal to the specific birds in your yard as well as those you wish to attract.

Continued on page 152



We specialize in quality
REGENCY FIREPLACE PRODUCTS *fireplaces.*

The FYRE PLACE & PATIO SHOP *Since 1973*
Located at Highway 6 & 21, Springmount (Near Owen Sound)
519.371.2963 | www.thefyreplace.com

DISCOUNT GRANITE PLUS
Designer Style for Less
CUSTOM STONE & QUARTZ COUNTERS | MOSAICS
PORCELAIN | WOOD FLOORING & TILE

10% OFF MOSAICS THIS FALL!

Discount Granite Plus
705.481.1236
756 Huronia Rd, Unit 1, Barrie
www.discountgraniteplus.ca

The Tile, Flooring & Design Co.
705.315.TILE
250 Bayview, Unit 3, Barrie
www.tileflooringdesign.ca

f t i c Proudly Canadian!

SIMPLE SUET RECIPE

- 1 cup rendered suet (tallow)
- 1 cup chunky organic nut or seed butter of choice
- 1/2 cup wheat or quinoa flour



When it comes to making suet, the more natural, organic and local the food ingredients are, the healthier the results are for the birds. A homemade suet blend is also free from nasty preservatives and fillers.

Start by purchasing rendered plain suet cakes or chunks from a wild bird supply store, garden centre, butcher shop or pet store. These cakes can be used as-is or can be melted down and used in more specialized suet recipes. You can also save beef fat left over from cooking to make homemade tallow (rendered suet). Once you have saved enough to make the batch size of your choice, just add a bit of water and let it simmer on the stove for a few hours until it turns a golden brown. Then strain the liquid fat with cheesecloth to remove any contaminants and the resulting liquid will be beef tallow. Use it right away or store in the fridge or freezer.

Suet recipes need not be complicated in order to attract a range of hungry fowl.

- 1 Melt the suet and nut butter together until they are smooth and liquid.
- 2 Add the flour, mixing well. Allow the mixture to cool slightly to thicken, then pour it into moulds, containers, muffin liners, plastic wrap or foil as needed for desired shape.
- 3 Refrigerate or freeze suet until it is firm and ready to use. Extra suet may be kept frozen until needed.

Make It More Tempting

While a simple bird suet recipe is a great starting point, adding other ingredients to the mixture before it cools will make it more tempting to birds. Through experimentation you'll discover what your local birds find the most appetizing. These customizable ingredients include:

- Organic and unsalted/unseasoned/raw chopped nuts of choice
- Sunflower seed chips or other shelled seeds (many birds cannot extract the seeds encased with shells once fat is introduced).
- Organic dried fruit and berries
- Mealworms or crickets (my home bird populace goes crazy for these!)

Suet can be moulded into all sorts of interesting shapes leaving lots of room for personal creativity in your own bird buffet offerings. Given my personal affinity toward natural Christmas décor, my favourite way to display suet is by using a large pine cone that I run a stick through the middle of and attach with twine (the stick acts as a perch). I then smush the suet mixture on and into the pine cone and freeze it to set. I add a pretty double twine and ribbon combo to the top of the pine cone for hanging and voila, it's a gorgeous, natural and edible outdoor Christmas ornament. Bring on the birds! **OH**



TIP: To avoid attracting unwanted rodents, only put out enough suet for birds to consume in one day. This will also help the suet stay fresh.

You often hear horrible stories when building a home but not with Harold Robison of BOB ARMSTRONG CONSTRUCTION. It was an enjoyable experience from start to finish. Harold made everything easy and was very open to our ideas. We love the end result! Bill and Odeen Probert

Your Home. Your Lifestyle.

FOR FURTHER DETAILS CONTACT HAROLD ROBISON AT
BOB ARMSTRONG CONSTRUCTION LTD.
COLLINGWOOD | THORNBURY

BUILDING CUSTOM HOMES SINCE 1986 | LICENSED GENERAL CONTRACTOR
CUSTOM HOMES, RENOVATIONS, ADDITIONS | QUALITY WORKMANSHIP, SOUND CONSTRUCTION

Bob Armstrong Construction Limited
CUSTOM HOMES & RENOVATIONS
519-599-2704

Has your concrete, flooring, pool, or deck become *unsightly, old and damaged*?
Extreme Linings and Coatings can provide

the perfect solution

We specialize in concrete floor coatings, decorative concrete resurfacing, custom concrete diamond polishing and more. Whether it be your garage or shop floor, large agricultural or industrial equipment, we professionally apply the products to protect them all!

EXTREME
linings and coatings

Coatings • Linings • Resurfacing • Garage Flooring
Protective Polyurethane Coatings • Home or Office Flooring
Concrete Overlays • Agricultural Equipment Coatings
Decorative Concrete Resurfacing • Industrial Coating

519-375-6586 **extremelac.com**

good taste

VEGAN eggnog

RECIPE AND PHOTOGRAPHY
JENELLE MCCULLOCH



online

Get more recipes at
ourhomes.ca/mag/cook

An eggnog everyone can enjoy. This recipe is a play on the classic eggnog – vegan, dairy-free and made with natural sweeteners!

INGREDIENTS

Serves 4

2 cups cashew milk, store bought or homemade

1 cup full fat coconut milk

3 pitted dates

1 Tbsp maple syrup

1 vanilla pod or ½ tsp vanilla extract

Nutmeg and cinnamon to garnish

DIRECTIONS

In a blender combine all ingredients. If using fresh vanilla, slice pod lengthwise and scrape out seeds. Blend on high. Strain through a fine mesh strainer. Chill for 1-2 hours before serving. Sprinkle with nutmeg and cinnamon to taste. **OH**

» Marketplace

To order a listing in Marketplace, please contact:
Simone Sterio-Risk | 705.888.1959 | simone.steriorisk@ourhomes.ca

SEPTIC SYSTEMS FOR HOMES AND COTTAGES
DESIGN & PERMIT • SOIL SAMPLING • INSTALLATION • MAINTENANCE PROGRAMS

MAC TAYLOR
CORPORATION

MORE GOES INTO YOUR SEPTIC
THAN YOU WANT TO THINK ABOUT.
Let Mac Taylor take care of it for you.

519-794-2380 www.mactaylor.com

Dependable
Cleaning

MOLLY MAID

Contact us today for a free in-home estimate:
1.866.629.5396

SAFE SOLUTIONS.
GUARANTEED RESULTS.

ENVIRONMENTAL pestcontrol
Excellent reputation for quality service.

1.800.263.5055
www.environmentalpestcontrol.ca

Advertise With Us

Give your business the benefit of premium exposure and connect, like never before, to our extensive targeted readership!

Simone Sterio-Risk Account Executive
T: 705.888.1959 E: simone.steriorisk@ourhomes.ca

Picture Yourself...

Designs by
Andrea
Interior Designer
& Home Stager

705-444-0839
www.designs-by-andrea.ca

"Living the Georgian Bay Life in Style"

Mortgage Agent
GerardBuckley.ca
FSCO # M17000583

Ask About Our
CONSTRUCTION FINANCING GUIDE

FREE
DOWNLOAD!

Phone: 705-532-1182

MORTGAGE wellness
Verico The Mortgage Wellness Group Ltd. Broker Licensee #11970

The Water Store

Your Local Water Experts!

Fully installed water solutions for your home.
Expert service to most makes and models.

10 Keith Avenue Unit #302, Collingwood, ON L9Y 0W5 (705) 446-1330
www.waterstoresgroup.com

JOHN THOMPSON MOVERS
Moving Your World
A Higher Standard of Care

The Area's Premier Moving Company For Over 50 Years

- Local • National
- Worldwide Moving
- Competitive Pricing
- Professional Service
- Temperature Controlled Storage
- Public Self Storage

519.376.7613 • 1.800.567.5354
johnthompsonmovers@jtmovers.com

directory

OUR HOMES attracts the area’s finest businesses to advertise in our pages, and utilize our unparalleled distribution and coffee-table appeal to market their products and services. We’re making it easier for you, our readers, to become educated as you plan your home- and real estate-related purchasing decisions. The listings below are organized alphabetically by industry.

APPLIANCES

Chatterson’s Home Furniture & Appliances, 5
Macdonald’s Furniture & Appliances, 39

ART/ARTISANS/ART GALLERIES, STUDIOS & WORKSHOPS

Butter Gallery, 119
Kitras Art Glass Inc., 103
Northern Iron, 117
Oliver Wood Designs, 97, 132
Serendipity Soy Candle Factory, 77, 136

AUDIO VIDEO/HOME AUTOMATION

Red Brick Group, 91

AUTOMOTIVE SALES/SERVICE

Subaru Canada, 10

BBQs

Collingwood Home Hardware Building Centre, 79

BUILDERS

A.M. Contracting, 147
Absolute Craftsmen Ltd., 79
Alair Homes, 97
Blake Farrow Project Management, 18
Bob Armstrong Construction, 153
Carter Allen Ltd, 13
Evolution Custom Building, 115
G. Colucci & Sons Ltd., 85
Gilbert & Burke, 41
Great Lakes Custom Homes, 107
L. Patten & Sons Ltd., 26
Legendary Group, 35
Method Contracting, 91
NobleCraft, 93
Patrick B. Coulter & Associates Inc., 8
Porter Skelton & Associates Ltd., 113
Scot-Build, 45
Triberg Construction, 121
United Lumber Home Hardware Building Centre, 145
Upstream Construction, 47
Valleyview Construction, 95

BUILDING/LANDSCAPE SUPPLIES

13forty Landscape Supplies, 18
Collingwood Home Hardware Building Centre, 79
Knights’ Home Building Centre, 125
Moggie Valley Timber Inc., 129
United Lumber Home Hardware Building Centre, 145

CABINETS & MILLWORK/CUSTOM FURNITURE/WOODWORKING

Corinthian Kitchen & Bath Studio, 45
Millard Bautista Designs, 119
Perkinsfield Kitchen & Bath Inc., 6
South Gate Cabinets, 95

CLEANING

Molly Maid, 155
The Caretakers Housekeeping Services, 159

CONCRETE/MASONRY/STONEWORK

13forty Landscape Supplies, 18
Extreme Linings and Coatings, 153

COUNTERTOPS/GRANITE & STONE

Corinthian Kitchen & Bath Studio, 45
Di Pietra Design, 12
Discount Granite Plus, 134, 151
Elegant Solutions/Cambria, 30&31

CUSTOM FRAMING

Georgian Frame Gallery, 97

DESIGNERS & HOME STAGING

Baywood Designs, 113
BSW Design, 123
Catherine Staples Interiors, 109
Designs by Andrea, 155
Dovetail Interiors, 63
FAD Farrow Arcaro Design, 145
Fresh Design, 61
Gillian & Co. Interior Design Inc., 97
Heirloom142, 43
Interior Moves, 113
Lagom142, 43
Missy Sharp Interior Design, 65

ELECTRICAL

Clarksburg Contractors, 147
Clearlite Electrical, 129
Red Apple Electric, 43, 132

EXCAVATING/SITE PREP/SEPTIC

Ardiel Septic Services, 133
Clearlite Excavating & Haulage, 133
Mac Taylor Corporation, 155
Mulch-It, 117

FABRIC/BEDDING/UPHOLSTERY

Fresh Design, 61

FASHION/CLOTHING

Dovetail Interiors, 63
Lëuk Bij Hermas Interiors, 47
SEED, 109

FINANCIAL/INSURANCE/MORTGAGE

Assante Capital Management Ltd, 123
Mortgage Wellness, 132, 155

FIREPLACES & STOVES

Chantico Fireplace Gallery, 22
Clarksburg Contractors, 147
The Fyre Place & Patio Shop, 125, 151

FLOORING, STAIRS & TRIM

Barrie Trim & Mouldings, 15
Deans Carpet One Floor & Home, 93
Knights’ Home Building Centre, 125
Meaford Carpets & Interiors, 123
Moggie Valley Timber Inc., 129
Northland Wood Products, 119, 134
PR Antique Flooring, 121
The Flooring Place, 149
The Tile, Flooring & Design Company, 151

FOOD/DRINK/CATERING

Crow. Bar & Variety, 107

FURNITURE & HOME DÉCOR/ GIFTS/COLLECTIBLES

Baywood Designs, 113
Catherine Staples Interiors, 109
Chatterson’s Home Furniture & Appliances, 5
Clerkson’s Home Store, 105
Collingwood Flowers & Home Decor, 121
Collingwood Home Hardware Building Centre, 79
Dovetail Interiors, 63
FAD Farrow Arcaro Design, 145
Green Love, 115
Haven Home & Gift, 61
Heirloom142, 43
HillTop Interiors, 131
Home Décor + More, 121
Interior Moves, 113
Kaon Furniture, 147
Kettlewells, 121
Kitras Art Glass Inc., 103
Lagom142, 43
Lëuk Bij Hermas Interiors, 47
Macdonald’s Furniture & Appliances, 39
Niche, 115
Oliver Wood Designs, 97, 132
SEED, 109
Simply Country, 87
Simply Home Furnishings, 87
Smitty’s Fine Furniture, 164
The Fyre Place & Patio Shop, 125, 151
The Rusty Star, 123
Van Allan Design Centre, 26

Continued on page 158

ENJOY YOUR FAVOURITE MUSIC
& STAY CONNECTED
WITH LOCAL NEWS, WEATHER & INFORMATION



97.7 fm

directory

OUR HOMES attracts the area’s finest businesses to advertise in our pages, and utilize our unparalleled distribution and coffee-table appeal to market their products and services. We’re making it easier for you, our readers, to become educated as you plan your home- and real estate-related purchasing decisions. The listings below are organized alphabetically by industry.

GARDEN CENTRES/GREENHOUSES/
FLORISTS

Collingwood Flowers & Home Decor, 121
Kettlewells, 121
Lëuk Bij Hermas Interiors, 47
Riverside Greenhouses, 61

GEOTHERMAL

Clarksburg Contractors, 147
Sandy Hamilton Plumbing
& Heating Inc., 129

HEALTH & BEAUTY/ESTHETICS/
WELLNESS

SEED, 109

HEATING & COOLING

Clarksburg Contractors, 147
Sandy Hamilton Plumbing
& Heating Inc., 129

HOME IMPROVEMENTS/RENOVATIONS

G. Colucci & Sons Ltd., 85
Great Lakes Custom Homes, 107
Knights’ Home Building Centre, 125
S & K Interiors Ltd., 129
Scot-Build, 45
TDI Construction, 117
Van Dolder’s Custom Exteriors, 135, 136

INSULATION

Owens Corning, 7, 132

KITCHEN & BATH

Bathworks, 85
Cabneato, 29
Collingwood Home Hardware
Building Centre, 79
Corinthian Kitchen & Bath Studio, 45
Downsview Kitchens, 23
Elegant Solutions/Cambria, 30&31
Knights’ Home Building Centre, 125
Meaford Carpets & Interiors, 123
Millard Bautista Designs, 119
Perkinsfield Kitchen & Bath Inc., 6
South Gate Cabinets, 95

LANDSCAPING/LAWN & GARDEN

Hackstone Landscapes, 8
Heartwood Landscapes & Gardens, 99
Natural Stonescapes, 117
Oasis North Landscapes, 13
Retreat Landscape Design, 119
Rock Solid Landscapes, 16
The Landmark Group, 25, 49

Williams Outdoors Inc., 115
Zeng Landscaping, 34

LIGHTING

HillTop Interiors, 131
Northern Iron, 117
Van Allan Design Centre, 26

LIGHTSCAPING

Heartwood Landscape Lighting, 99

MEDIA

97.7 The Beach –
Bayshore Broadcasting, 157

METAL WORK

Northern Iron, 117

MOVING & STORAGE

John Thompson Movers, 155

NEW HOME COMMUNITIES

Grandview Homes, 3

OUTDOOR FURNITURE/STRUCTURES

HillTop Interiors, 131

PAINTING & DECORATING

Benjamin Moore, 11
Collingwood Home Hardware
Building Centre, 79
Heirloom142, 43
Knights’ Home Building Centre, 125
Lagom142, 43
Tripp’s Paint & Revival Furniture, 11, 136

PAVING

Road Readie Paving, 133

PEST CONTROL

Environmental Pest Control, 155

PLANNING & PROJECT MANAGEMENT

Kristine Loft / Loft Planning Inc., 113

PLUMBING

Bathworks, 85
Clarksburg Contractors, 147
Sandy Hamilton Plumbing
& Heating Inc., 129

POOLS, SPAS, HOT TUBS & SAUNAS

Heartwood Landscape Pool
& Spa Care, 99

PROPERTY MANAGEMENT

Givingtree Hospitality, 61, 134

REAL ESTATE

Century 21 Millennium Inc. –
Kevin Woolham, 2
Chestnut Park, 27
Chestnut Park – The Picot Team, 127
Clairwood Real Estate Corporation, 101
Engel & Völkers, 9
Engel & Völkers – John Kirby, 67
Lifestyles North – Steve Simon,
Marla Simon, 33, 105
RE/MAX Four Seasons Realty Limited –
Todd Brooker, 99
RE/MAX Four Seasons Realty Limited –
Doug Gillis, 14
RE/MAX Four Seasons Realty Limited –
Janet Piotrowski, 87
RE/MAX Four Seasons Realty Limited –
Mark Veer, Mary Riopelle, 163
Royal LePage Locations North Realty, 4
Royal LePage Locations North Realty
– Karen Willison, 63
Royal LePage Trinity Realty – Jane
Moysey, Lorraine McDonald, 51
Sotheby’s Realty, 19
Sotheby’s Realty – Kevin Gilchrist, 21
Sotheby’s Realty – Holly Stone, 39

ROOFING

Steel Tile Co., 133

SPECIAL EVENTS

Holiday House Tour 2018, 77, 136
Make Waves Markets, 134

SUNROOMS

Lifestyle Home Products, 17

WATER TREATMENT

The Water Store, 155

WINDOW FASHIONS

Ashton’s Blinds.Draperies.Shutters, 43
Baywood Designs, 113
Deans Carpet One Floor & Home, 93
Fresh Design, 61
HillTop Interiors, 131
Meaford Carpets & Interiors, 123
The Blind Spot, 107

WINDOWS & DOORS

Barrie Trim & Mouldings, 15
Cedarport Window & Door Centre Inc., 20
Knights’ Home Building Centre, 125
Van Dolder’s Custom Exteriors, 135, 136

Because you
have better
things to do...



Clear your head while we clean your space.



**Extra special cleans for extra special
homes, chalets & condos!**

Environmentally Friendly Products | Fully Insured, Honest and Reliable

Rachelle Gauvreau thecaretakers@rogers.com **705.443.7790**

c a r e t a k e r s h o u s e k e e p i n g . c a

cooking at home

PUMPKIN TURMERIC SOUP

Spiced with fresh turmeric and ginger, this pumpkin soup brings abundant flavour and warmth to your fall table.

RECIPE AND PHOTOGRAPHY
JENELLE MCCULLOCH



INGREDIENTS

- 1 Tbsp coconut oil
- 1 medium pumpkin, peeled, seeded and cubed
- 1 medium onion, diced
- 5 carrots, diced
- 2-inch piece fresh turmeric, peeled and diced
- 3-inch piece fresh ginger, peeled and diced
- 3 cloves garlic, roughly chopped
- Chili flakes, to taste
- 4 cups vegetable stock
- Pumpkin seeds to garnish

DIRECTIONS

In a soup pot, melt coconut oil over medium-high heat. Add pumpkin, onion, carrots, turmeric, ginger, garlic and chili flakes. Sauté until pumpkin and carrots begin to caramelize. Cover with vegetable stock and simmer for about 30 minutes. Using a hand blender (or transfer to a food processor or blender), blend until smooth. Garnish with pumpkin seeds to serve. **OH**

online Get more recipes at ourhomes.ca/mag/cook

SUBSCRIBE



Now receive OUR HOMES premium local magazines directly in your mailbox!

Featuring Home Tours, Style Ideas, Recipes & DIYs, OUR HOMES helps you find exactly what you need for your home and it's just around the corner!



OUR HOMES publishes 14 regional magazines quarterly in the following LOCAL markets:

- Barrie/Orillia/Midland • Grey Bruce • Hamilton • London • Muskoka
- Niagara • Oakville/Burlington/Mississauga • Ottawa • Peterborough
- Southern Georgian Bay • Toronto & York Region • Region of Waterloo
- Wellington County/Orangeville/Caledon • Windsor

CHOOSE YOUR REGION(S) & SUBSCRIBE TODAY:
subscribe@ourhomes.ca 705.445.5065 x200

ourhomes STYLE • COMFORT • IDEAS • REAL ESTATE
celebrating life at home



At Home With...

CHEF MARK McEWAN

PHOTOGRAPHY **SANDY MACKAY**

Celebrated Canadian Chef Mark McEwan has had a very good year. The visionary behind renowned Toronto restaurants North 44, Byrnmark and ONE has found new success with Fabbrica, his authentic Italian eatery that recently opened in Thornbury to rave reviews. It's a perfect fit for the *Top Chef Canada* judge who considers Southern Georgian Bay his second home and the place where he and wife Roxanne plan to retire... just not yet. Mark tells OUR HOMES why his blood pressure goes down when he points north and heads to his cottage on Georgian Bay in Thornbury.

OUR HOMES: What brought you to Southern Georgian Bay?

Mark McEwan: We started skiing as a family 22 years ago. A friend of mine brought us to the Peaks and we became members. One afternoon I was having a terrible

snowboarding lesson. I ski but my kids wanted me to learn how to snowboard. I beat myself pretty seriously so I decided to leave the hill and I drove around and found our property. We tore down what was there and built

a beautiful cottage designed by Architect Jim Ireland and built by Peter Metzger. Twenty years later we love it more than we did the day we moved in. We are up here all the time now. I find it very soothing being here. As a community, Thornbury is just the coolest little town with bright minded, hardworking, smart people from all walks of life.

OH: Tell us about your cottage kitchen.

MM: We did it all with Jenn Air equipment. I designed it as a very sensible kitchen with a six-burner gas stove, convection oven, big refrigerator, marble countertops, big sinks, big island and lots of working space. I have four stools across the front so people can sit while I'm cooking. The kitchen is modest but very well appointed. I can cook for 20 people there lickety split. I also have a great Scotch collection, a wine cellar and I make the best martinis on the street!

OH: Fabbrica has opened to rave reviews. Why did you choose to open in Thornbury?

MM: I said I would never own a restaurant up here, I said that 100 times but when SiSi's became available, I knew our Fabbrica brand was a perfect fit. It's not meant to be fancy – it's meant to be humble, handmade Italian. I'm thrilled with it and it will only get better.



Mark with Julianna Krickhan and Chef Derrek VanMeggelen.

OH: Tell us about the menu.

MM: Some highlights include our Brodo, which is a chicken noodle soup, with house-made ricotta cheese tortellini with a tiny bit of lemon, root vegetables with peas and then we do a big, big shaving of reggiano and fleur de sel over top. I guarantee it will soon be a favourite on the menu. We also do an Orata with crispy capers, lemon, herbs and olive oil that is super popular. And Chef Derrek VanMeggelen's Roman pizzas are just outstanding. Julianna Krickhan at the front of the house is amazing and our staff is doing an incredible job.

OH: How do you spend your leisure time here in Southern Georgian Bay.

MM: I spend my time with my wife Roxanne. And I love paddleboarding. I do these long 10-kilometre paddle board rides. We spend a lot of time in Florida in the winter but we're going to start skiing here again. **OH**



F E A T U R E D H O M E S



GEORGIAN WOODLANDS CHALET

158 Chamonix Crescent - 6 bedroom, 2.5 bath cedar Panabode. Wood-burning fireplace, heated floors in entry & baths, sauna.



RENOVATED CLARKSBURG BUNGALOW

417055 10th Line - Completely renovated bright 4 bedroom, 2 bath home on a 66' X 223' lot with an oversized garage.



CRAIGLEITH/BLUE MOUNTAINS - VIEWS OF THE SKI HILLS

120 Lendvay Alley - Walk to Craigleith, Northwinds Beach, the Georgian Trail & the Village at Blue. Build your dream home/chalet.




MARK VEER

broker

Direct: 705.443.7911
markveer@remaxcollingwood.com

www.forsalecollingwood.com



MARY RIOPELLE

sales representative

Direct: 705.446.5466
mriopelle@icloud.com





PALLISER®

Smitty's
FINE
FURNITURE



For the **LOVE** of
CANADIAN
FURNITURE

HANOVER SHOWROOM 170-3rd Street 519-364-3800 **KITCHENER SHOWROOM** 170 Gateway Park Drive 519-658-9313

smittysfinefurniture.com