

FALL/HOLIDAY 2017

STYLE ■ COMFORT ■ IDEAS ■ REAL ESTATE

ourhomes

S O U T H E R N G E O R G I A N B A Y

Merry & Bright

9 HOMES
DRESSED FOR
THE HOLIDAYS

16 DESIGN
PROFESSIONALS
SHARE THEIR
INSPIRATION

3 FESTIVE DIYs

FARMHOUSE
IN WHITE

+ AT HOME WITH
JEFF WOODS

YOUR LOCAL CONNECTION TEAM

Get a top team at **Century 21** Collingwood working for you today!

Feature Listing



PRIVATE OASIS WITH SANDY BEACH POND

One-of-a-kind property with almost 100 acres to call your own. Possibilities are endless for the uniquely designed home that features 3 bedrooms, 2+1 baths and features its amazing garages. Swim in your private aqua pond and even build your dream home overlooking it on the separate 1 acre lot. Located just over an hour from the Toronto Airport and minutes from the picturesque town of Creemore. **MLS® 1715775(D) - Asking \$1,295,000**



CRANBERRY VILLAGE

Beautifully updated corner unit in Cranberry, 2 storey, 3 beds & 2+1 baths. Private Balcony off master bedroom and main floor patio. **MLS® 1719587 \$389,000**



BUILD A SKI-IN SKI-OUT DREAM HOME

6 properties to build your family's ski memories on Happy Valley. Stunning slopeside and Georgian Bay views. Call for more details. **Starting at \$650,000 - \$950,000**



LUXURY LIVING IN LORA BAY

Lora Bay Golf & Georgian Bay waterfront views! 4 beds, 3+1 baths, access to beach, and just a few minutes drive to Thornbury amenities. **MLS® 1712480 \$1,285,000**



COMPLETELY RENOVATED

Watch the sunset behind Blue Mountain from your private balcony. 3 bedrooms, 2 baths, & high end upgrades. Best Condo in Cranberry! **MLS® 1714137 \$415,000**

Kevin Woolham

Sales Representative, SRES®

info@kevinwoolham.com

705.888.1219

1.866.669.6608

* Centurian Award Winner, 2011, 2013, 2015 & 2016

Josée Rivard

Sales Representative

info@joseerivard.com

705.770.8855

* Silver award for Sales, 2013 & 2016



MILLENNIUM INC.
Brokerage*

SMARTER. BOLDER. FASTER




www.KEVINWOOLHAM.COM

Not intended to solicit properties currently listed for sale. *Independently Owned and Operated E&OE **Award information available at Century 21 Millennium Inc.

PHASE 6 NOW SELLING!



MOUNTAINCROFT



For those seeking a tranquil yet active lifestyle, Collingwood is the perfect choice. Its location on the shores of Nottawasaga Bay gives residents easy access to a huge array of sports and recreational pursuits. Along with excellent dining and shopping establishments and a vibrant business climate, there is truly something for everyone here.

Every Grandview home comes complete with quality features and finishes, such as 9' Ceilings, Garden Doors, Landscaping Package, California Textured Ceilings, Gas Fireplaces, Deluxe Oak Staircases and Stainless Steel Hood Fans.

Don't miss your chance to live in a Grandview Homes community.

*Building communities
you'll be proud to call home.*



GRANDVIEW
HOMES

For more information, call 1-866-775-0333 or
email: mountaincroftcollingwood@gmail.com

Visit our Model Home at the
corner of Poplar Sideroad and Clark,
just east of High St. in Collingwood.

www.GRANDVIEWHOMESNORTH.COM



#LocationsNorthExcels

at Giving Back, with over
\$400,000 raised for local
causes from 2013-2016

Visit **LocationsNorth.com** now
to purchase tickets for the 2017
Collingwood Holiday House Tour

Make Your Move
Interview Us



COLLINGWOOD: 705-445-5520
CREEMORE: 705-881-9005
MEAFORD: 519-538-5755
THORNBURY: 519-599-2136
WASAGA BEACH: 705-617-9969

PERSONAL | PROFESSIONAL | PROGRESSIVE
REAL ESTATE SERVICES

LOCATIONS **NORTH**
BROKERAGE

www.locationsnorth.com



HOLIDAY HOUSE TOUR 2017



Saturday November 18th

Proceeds to Royal LePage Shelter Foundation & Local Charities

Tickets \$30.00 each from Royal LePage Locations North,
330 First St, Collingwood

For Online Tickets
& More Information Visit **LocationsNorth.com**

Sponsored By: **ROYAL LEPAGE** LOCATIONS **NORTH** & **ourhomes**

Not intended to solicit properties currently listed for sale



CHATTERSON'S


 **Home**
furniture
— AND APPLIANCES —

CUSTOM DESIGN

Choose your Style, Fabric, Leather, Wood Finish

From Canada's Best Manufacturers • Open 7 days • 18,000 Sq. Ft. Showroom

101 Pretty River Parkway, Collingwood
T: 705.446.3456 | F: 705.446.1922
chattersonhomefurniture.com



PATRICK B. COULTER & ASSOCIATES INC.
CUSTOM HOMES & CHALET'S
705-444-6000



modern design & custom construction



www.oasisnorthlandscapes.com · 519.599.2102



79 Kells Crescent, Collingwood

Soak in the view of Blue Mountain from your impeccably finished bungalow loft in prestigious Mair Mills. This home boasts 3,000+ SF of upscale, designer features: gourmet kitchen, massive great room with cathedral ceilings, main floor master suite and office. A fully landscaped property with pergola, retractable awning and hot tub. Minutes from downtown Collingwood, restaurants, ski hills, and Georgian Bay.

Contact Christine Brennan
MLS® 1720869 - Asking \$1,079,000



171 Grand Cypress Lane, The Blue Mountains

Luxurious living in Monterra Estates, a golf community just minutes from Blue Mountain ski slopes and vibrant village centre. Magnificent home is designed to embrace family gathering and entertain close friends & business associates. The perfect combination of casual elegance and outdoor living adjacent to the 8th Fairway. Book your private viewing today.

Contact Max Hahne
MLS® 1719131 - Asking \$1,995,000



2935 Tenth Concession, Collingwood

This majestic country estate boasts 30 acres bordering Black Ash Creek. The property features: groomed trails, organic gardens, outdoor waterfall, tiered decks, pool, hot tub, covered bridge, tennis court, log cabin, and Barn complete with a high-tech office and equestrian facilities. Plus, the 5100 SF stately stone home includes 5 bedrooms, 5.5 baths, a gourmet kitchen, theatre and sauna.

Contact Christine Brennan
MLS® 1716497 - Asking \$3,400,000



13 Port Road, Collingwood

Popular dockside Condo. This 1700 sq. ft condo is a waterfront condo development in a great location btw the slopes of Blue Mountain and Collingwood. Bright and spacious layout with high ceilings. Main living/dining kitchen is on one level with large deck on back and small deck on front. Master ensuite has jet bath and separate sauna. Upgraded insulation, natural gas forced air, wood fireplace and brand new AC unit.

Contact Meredith Cudney
MLS® 1720789 - Asking \$475,000



34 Findlay Drive, Collingwood

Executive custom built bungalow with over 2000 sq ft of spacious living space, 3 bedrooms, 2 full washrooms on a 66x166 fully fenced lot. For long term lease loaded with upgrades granite, gleaming hardwood floors, stainless appliances, great room with gas fireplace & cathedral ceilings large deck with patio doors from great room & master bedroom.

Contact Larry Reid
Asking \$2200/month lease



209283 Highway 26, Blue Mountains

Spacious home located in the heart of recreation country--close to ski clubs, golf, Georgian Bay and the Georgian Trail. Situated on a large lot, this 5 bed/3 bath open concept home offers over 3000 square feet of living space. Hardwood floors, renovated master bedroom and ensuite, bright open kitchen and separate living area on lower level are just a few of the many features of this wonderful residence!

Contact John Kirby
MLS® 1720410 - Asking \$834,900



Max Hahne***



Ilse Ayres**



Melissa Bradbury**



Christine Brennan****



John Kirby*



Larry Reid*



Meredith Cudney*



Hilary Morrin*



Heather Blackburn*

We have a World Of Buyers



4 Continents 32 Countries 800+ Shops 9,000 Advisors



ENGEL & VÖLKERS®

Engel & Völkers Collingwood Muskoka, Real Estate Brokerage
15A Hurontario St · Collingwood · Ontario · Phone 705-999-8213
102 Manitoba St · Bracebridge · Ontario · Phone 705-990-4074
www.CollingwoodMuskoka.EVCanada.com

* Sales Representative & Advisor **Broker & Advisor ***Broker of Record & Advisor ****Senior Vice President

Each Brokerage is Independently Owned and Operated



Jody Carriere*



Holly Stone*



Andrea Mendes*



Doug Gillis

Broker of Record*

A track record of excellence

Direct: 705.444.3853
doug@dougillis.ca



Maddy Gillis

Sales Representative

Direct: 705.888.1616
maddy@maddygillis.ca

AVAILABLE FOR SKI SEASON



\$1,900,000

207 Arrowhead Road
Blue Mountains
🛏 6 🏠 4/1 6,265 Total Total FT²

49+ ACRE COUNTRY ESTATE



\$1,849,000

3672 124 County Road
Clearview
🛏 5 🏠 4/1 4,542 Total Total FT²

TIMBER WOLF LODGE



\$649,000

Lot3-5 Alpine Springs Court #2
Blue Mountains
🛏 4 🏠 3/1 2,186 Total Total FT²

PENTHOUSE WITH WATER VIEWS



\$925,000

#504-10 Bay Street East
Thornbury
🛏 2 🏠 2 2,121 Total Total FT²

GEORGIAN BAY CLUB



\$1,199,000

148 Stone Zack Lane
Blue Mountains
Building Lot

TIMBER WOLF LODGE END UNIT



\$723,000

Lt 3-5 Alpine Springs Court #1
Blue Mountains
🛏 4 🏠 3/1 2,496 Total Total FT²

GEORGIAN BAY CLUB



\$1,995,000

516689 7th Line #4
Blue Mountains
🛏 4 🏠 3/1 3,340 Total Total FT²

27 +/- ACRES



\$499,000

Lot 26 7th Line
Clarksburg
Close to Georgian Bay Club

PRIME LOCATION



\$799,000

453 Hume St.
Collingwood
commercial 4,395 Total FT²

5 INDUSTRIAL LOTS



\$525,000-\$1,000,000

185 Mountain Road
Collingwood
Vacant Land 1.5 - 4.38 Acres

MOUNTAIN VIEWS



\$349,000

5 Buckingham Blvd.
Clearview
Building Lot

DEVIL'S GLEN



\$569,000

11 Cerberus Trail
Clearview
🛏 4 🏠 2 2,000 Total FT²

SILVER GLEN PRESERVE



\$591,100

150 Preservation Road
Collingwood
🛏 2 🏠 2/1 1,632 Total Total FT²

GEORGIAN BAY CLUB



\$459,000

Lot 15 Timber Leif Ridge
Blue Mountains
Building Lot

GREAT BUSINESS OPPORTUNITY



\$1,100,000

4537 124 County Road
Clearview
Excellent Location 23+/- Acres

GEORGIAN BAY CLUB



\$399,000

100 Stone Zack Lane
Blue Mountains
Building Lot

SPECTACULAR BAY VIEWS



\$799,000

107 Camperdown Road
Blue Mountains
Building Lot 5 acres

GEORGIAN BAY CLUB



\$459,000

Lot 14 Timber Leif Ridge
Blue Mountains
Building Lot

COUNTRY LIVING



\$459,000

Lot 9 Part 2 19 Grey Road
Blue Mountains
Building Lot 25+/- Acres

DEVELOPMENT POTENTIAL



\$2,495,000

1120 Sixth Street
Clearview
Vacant Land 99 Acres



TEMPUR-COOL
COLLECTION

TEMPUR-PEDIC®

WHY TEMPUR-PEDIC? You'll sleep better.

With an advanced 3-part cooling system that really works, a moisture-wicking fabric cover and TEMPUR-Climate™ material that dissipates heat during the night, you're sure to get the best sleep.

Available exclusively at Leon's in Collingwood and Owen Sound:

4473 County Road 124 S, Collingwood ON, 705.445.6665

&

1104 7th Street E, Owen Sound ON, 519.376.8394



* Top 100 RE/MAX Agents in Canada

1999, 2000, 2002, 2011, 2013, 2015 and 2016.
#32 Jan-April 2017



www.dougillis.ca



RE/MAX four seasons Doug Gillis
& Associates Realty, Brokerage
67-A First Street, Collingwood
Direct: 705.444.3853



Stylish warmth.

Visit Chantico Fireplace Gallery – the first choice of homeowners and custom builders

CHANTICO
fireplace gallery

209784 Hwy. 26 | Craigleith Ontario L9Y 0L8

Tel | 705 | 445 | 9688

Email | admin@chanticofireplaces.com

Website | www.chanticofireplaces.com




Experience the signature design and distinguished excellence of Gilbert + Burke

We have a commitment to the exceptional. Gilbert + Burke is one of the most respected names in upscale home and cottage design and construction in the Southern Georgian Bay, Muskoka, Kawartha, and GTA regions. We create stunning and unique spaces, inside and out, using the very best techniques, materials, and craftspeople.

gilbertburke.ca

Tf: 866.846.9254 | Muskoka • Kawarthas • Simcoe • Durham
Southern Georgian Bay Region • GTA

GILBERT + BURKE
DESIGN / BUILD / REMODEL



CEDARPORT
WINDOW & DOOR CENTRE INC.

www.cedarport.ca

Quality products.
Quality service.

Thornbury - King's Court Plaza Highway 26
519.599.6252 800.347.7724


Orangeville - Mono Plaza, Unit B2
(633419 Hwy 10, 3km N of Orangeville)
519.941.7208 800.668.2087



Collingwood Beauty

They say it is the most beautiful home in Collingwood. This Century home has been totally renovated to a high standard combining the new and the traditional to arrive with a wonderful blend that works perfectly. The home is set on Maple St. a short walk to downtown Collingwood on a full town lot. The outside living space is private and there is lots of space for children or grandchildren to run around. There is also a large garage with inside entry with room to store your vehicles and toys.

Asking \$1,999,999



Lovely Bungalow

This lovely bungalow is in the sought after Mountain Croft development. Set on a large lot that has been completely landscaped back and front. The home has an abundance of windows making it bright and full of light. The open plan living area was designed by the current owner and is a great space for entertaining or family gatherings. There are 3 bedrooms and 3 bathrooms with a completely finished lower level with 9 foot ceilings and oversized windows. The flooring throughout the upper level is engineered hardwood and the laundry is on the main level for easy access. This home would make a wonderful retirement or family home.

Asking \$610,000



Piece of Heaven

Your chance to own your own piece of heaven with this beautiful country home, set on an acre with total privacy. Close to the ski hills and a short drive to Collingwood and Thornbury. This lovely home is open concept, so perfect for entertaining and family gatherings, there is a fully finished lower level with a walk out to a stone patio to watch the wildlife go by. There are 4 good size bedrooms and a den on the main level which could easily be a main floor bedroom if needed. The wrap around covered porch is perfect for those rainy days to enjoy the outside. The wood burning fireplace in the great room is cozy for those evenings after a great day of skiing.

Asking \$799,000

ROYAL LEPAGE
LOCATIONS **NORTH**
BROKERAGE
330 First Street
Collingwood, ON L9Y 1B4

Christine Smith
Broker

Cell: 705.888.0201

Email: christinesmith@royallepage.ca
www.homesatbluemountain.com



CUSTOM BUILD



RENOVATION




SCOTTISH LONGHOUSE



From **castles to cottages**, we are your **custom renovation/build specialists**

Check out our **brand new website** and our exclusive **Scottish Longhouse Designs** designed for modern family living.



Scott Young
Georgian Triangle

705.888.2759

scott@scot-build.ca

www.scot-build.ca

Custom Homes | Renovations | Additions

Pools. Patios. Decks and Dreams.

Committed to extremely high
quality service and craftsmanship
...regardless of your budget or property size.



RETREAT LANDSCAPE DESIGN/BUILD

High quality landscape design & installation by industry certified professionals.

705.444.2018 www.DiscoverYourRetreat.ca



TRIM DOORS STAIRS RAILING

BTM **BARRIE TRIM & MOULDINGS INC.**
TRIM | DOORS | STAIRS | RAILINGS

Monday to Friday 7am-5pm • Saturdays 9am-3pm
52 Saunders Road, Barrie | 705.739.2200 | 1.800.265.3465
www.barrietrtrim.com | Follow Us @BarrieTrim





BF

BLAKE FARROW
PROJECT

CUSTOM HOMES, CHALETs & RENOVATIONS

705.443.8406 | BlakeFarrowProject.ca





Celebrating 54 Years

Floors for Life.

CARPET • HARDWOOD • LAMINATE • CERAMIC TILES
WINDOWS 'N BLINDS • AREA RUGS • SHUTTERS
LUXURY VINYL TILE & PLANK

DEANS  CARPET ONE FLOOR & HOME

DUNTRON • 705-445-2166 • HIGHWAY 24 JUNCTION 91 LOM 1H0 | MEAFORD • 519-538-2166 • 334 SYKES STREET SOUTH N4L 1X1

STORE HOURS: Mon - Fri: 9am - 5pm Sat: 9am - 4pm VISIT US ONLINE: www.carpetone.ca

KEVIN GILCHRIST'S LISTINGS
ARE ALSO SEEN IN:

THE WALL STREET JOURNAL.

 居外 Juwai.com

 UpLuxusPoint

FT.com
FINANCIAL TIMES

 The New York Times

HOUSE

JamesEdition

COUNTRY LIFE


 homeadverts

 REAL Buzz

 Franchise 500

LUXURY ESTATE .COM

SOLD



\$3,250,000

Tiny, ON

Secluded country estate with panoramic views of Georgian Bay's Beckwith Island. The property is on 71 acres of bush and manicured grounds surround the stunning 7,500 sq.ft., timber frame custom build home. A short ATV ride takes you to Thunder Beach and you can bike to Awenda Provincial Park.



\$1,850,000

Royal Island, Honey Harbour

A rare opportunity to own the historic Royal Island in Honey Harbour. The Royal Hotel once stood overlooking the channel from 1903 to the mid 1970's. In it's glory years it was 'The' Destination of Georgian Bay and now awaits the development of your dream retreat or your own family compound. Includes 7 W/F Lots.



\$3,988,000

Sandy Bay Road, Penetanguishene

This remarkable 10,200 sq.ft. home is located on the shores of Southern Georgian Bay. Making it an excellent fulltime residence or retreat. The residence includes 5 bedrooms, 5 1/2 bathrooms, a gourmet kitchen, 4 car garage with heated floors and indoor pool.



\$1,599,000

Springwater, ON

Set back from County Road 27 is this sprawling home on 10.5 acres, over 8,000 sq.ft. fin., which includes; \$100k gourmet kitchen, 5 bedrooms, 4 baths, games room, family room, fitness room, sunroom, indoor pool, hot tub, a man cave with a bar, fireplace and a 3,600 sq.ft. (60 x 60') outbuilding.



\$1,550,000

Rupert's Landing Penthouse, Collingwood

Hands down the most unique condominium in Collingwood. Penthouse living with a 340° view of Georgian Bay and the Niagara Escarpment. This condo boasts 3,875 sq.ft., 5 bedrooms, 3 1/2 baths, family room, 2 wood fireplaces and 4 balconies. Natural Gas HVAC and NG BBQ hookup on kitchen balcony.



\$1,499,000

Port Severn, ON

Privacy, endless sunsets at this cottage, looking West over Georgian Bay. 3 bedrooms and large eat in kitchen. Great room features views and a wood fireplace. Also includes a beach, an unfinished 30x44, 2 storey bunkie and a 7 acre lot across the street, with tennis court. Only 90 mins to Toronto, 10 mins off Hwy 400.



\$899,000

Collingwood, ON

Beautiful raised bungalow located in a very desirable Southern Georgian Bay neighbourhood. Full 66 x 167 ft town lot, just minutes away from the downtown core and both Elementary and Secondary schools. Spacious covered porch and vaulted ceilings sets this home apart from any other.



Kevin Gilchrist
Broker

Sotheby's | Canada
INTERNATIONAL REALTY

705.443.2880
kgilchrist@sothebysrealty.ca
CollingwoodAgent.com

SOTHEBY'S INTERNATIONAL REALTY CANADA, BROKERAGE | 243 HURONTARIO STREET, COLLINGWOOD | 705.416.1499

E.&O.E.: This information is from sources which we deem reliable, but must be verified by prospective purchasers and may be subject to change or withdrawal. **Broker Sotheby's International Realty Canada, Brokerage. Independently Owned and Operated.

Rich Colour That Stays True Over Time



Paint Like No Other®

Others pale by comparison. Aura's high quality colour and super smooth finish are simply unrivalled.



**Stop by or call.
We're here to help!**

Tripp's Paint & Revival Furniture 259 King St, Midland 705.526.7411
benjaminmoore.com



style | quality | performance

FIREPLACES | FURNACES | AIR CONDITIONING | GRILLS | 24 HR SERVICE



DO NOT PAY FOR ONE YEAR Or Receive Cash Rebates

Take a look at our carefully crafted products and you'll see why coming home to a Napoleon makes every welcome warmer.

REBATES AND FINANCING AVAILABLE.
SEE STORE FOR DETAILS.

NAPOLEON

Home  Comfort

705.721.1214
24 Napoleon Road, Hwy 11 & 93 Barrie
napoleonhomecomfort.com
Mon - Fri 8:30am - 8pm, Sat. 9am - 6pm &
Sun. 11am - 5pm




YOUR DREAM PROPERTY REALIZED.



John@RockSolidLandscapes.ca

519.379.1772

ROCKSOLIDLANDSCAPES.CA



Complete
design & build
landscape construction.

landscapeontario.com
Green for Life!

You + Lifestyle HOME!

Let us do the math for you!



Modern real estate expertise.
We'll make a difference.

**Hearn
Beaumont**
Group

Anita Hearn Broker
Cell: 705.888.1551
anita@hearnbeaumont.ca

Doug Beaumont Broker
Cell: 705.606.1046
doug@hearnbeaumont.ca

www.hearnbeaumont.ca

Not intended to solicit buyers or sellers currently under contract.

ROYAL LEPAGE
LOCATIONS NORTH
BROKERAGE

HOLIDAY HOUSE TOUR 2017

Two Weeks Left To Get Tickets!
Saturday November 18th

Proceeds to Royal LePage Shelter Foundation & Local Charities

Stunning Homes • Celebrity Decorating Seminar • Fashion Show
Holiday Market Place • Chef's Holiday Demo • Silent Auction

Host Venue: Georgian Bay Hotel, Collingwood

Tickets \$30.00 each from Royal LePage Locations North,
330 First St, Collingwood

For Online Tickets & More Information Visit

CollingwoodHolidayHouseTour.com

LOCATIONS NORTH
BROKERAGE



Sponsored By:



&

ourhomes





I HAVE AN IDEA.

I want to remove the sink from my main-floor laundry room and replace it with a dog-washing station. Holly, who is in the picture with me, is one of the four furry reasons this change will make my life so much easier!

All I have to do is remove the existing sink cabinet and the plumbing is there. Then, build a curbed base with a centre drain, put up walls on two sides that will be three feet tall, tile the walls and the base, install a hand-held shower head, and it's all done! Sounds easy, doesn't it? Having had these kinds of ideas before, I know it will be anything but.

This is the kind of project that calls for a designer's help. I need someone to bounce ideas off and get ideas from. Then I need someone to deal with the logistics of actually attacking the project and then solve the problems that inevitably will pop up.

In this issue's People section (page 76), we have brought together 16 talented designers who work in our region. Each is here to help in whatever home design project you wish to tackle. You'll also see the talents of a few of them – and others – in our photos from last November's Collingwood Holiday House Tour that featured nine inspiring homes that are sure to get you thinking about decorating your home this holiday season.

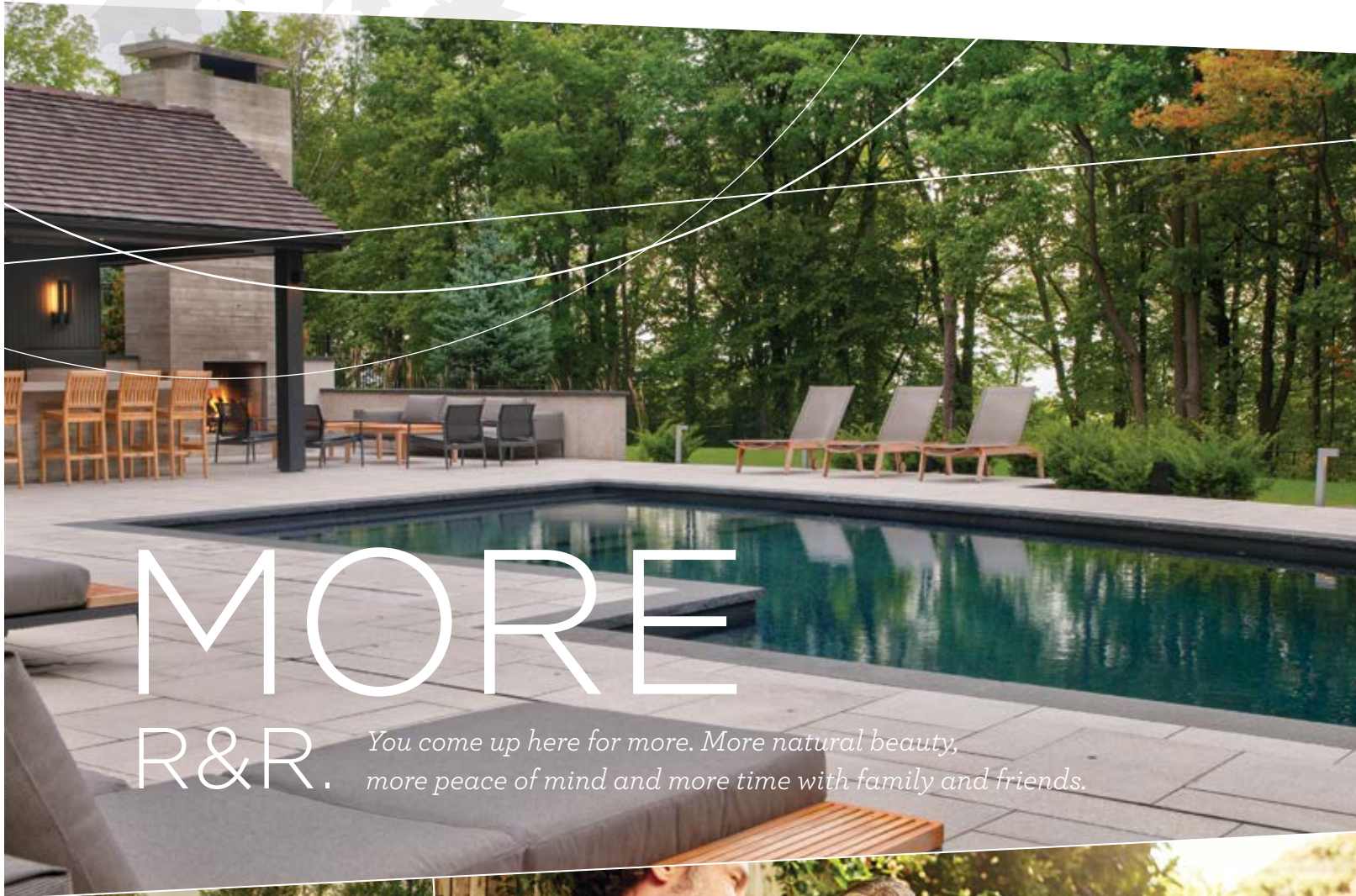
Warm Wishes,

Sara Martin

Sara Martin, Associate Managing Editor
sara.martin@ourhomes.ca

Follow us @OurHomesMag

online Get more at ourhomes.ca



YOU MAY HAVE HEARD WE'RE "MORE"...

It's true. By delivering unmatched design and enduring craftsmanship while staying on time and on budget, you end up with... well, more.



WANT MORE EASE? WATCH HOW AT THELANDMARKGROUP.CA



Van Allan design centre



casual furnishings, lighting, linens
window treatments, decor and much more

150 First Street, Collingwood
Open every day from 10 until 5
www.vanallandesign.com 705-293-4663

L. PATTEN & SONS

Quality Custom Homes Since 1958



L. PATTEN & SONS specializes in custom-built homes and chalets in and around the Georgian Bay area. Let over 50 years of experience building custom homes work to build you the home of your dreams.

705.444.6186 info@lpattenandsons.ca

www.lpattenandsons.ca

STYLE • COMFORT • IDEAS • REAL ESTATE
ourhomes®
S O U T H E R N G E O R G I A N B A Y

REGIONAL PUBLISHERS Jamie Jefferson
Georgette McCulloch
REGIONAL ASSOCIATE PUBLISHER Simone Sterio-Risk
REGIONAL MANAGING EDITOR Laurel Fortin
REGIONAL ASSOCIATE MANAGING EDITOR Sara Martin
REGIONAL PRODUCTION MANAGER Kelly Donaldson
MARKETING & ADVERTISING Simone Sterio-Risk, 705.888.1959
simone.steriorisk@ourhomes.ca
MARKETING & ADVERTISING GREY/BRUCE COUNTIES Betty Ann Fawcett, 519.986.2599
bettyann.fawcett@ourhomes.ca
DISTRIBUTION distribution@ourhomes.ca

REACH US EASILY: firstname.lastname@ourhomes.ca

OUR HOMES is a registered trademark of OUR HOMES MEDIA GROUP INC.
OUR HOMES SGB is published four times a year (January, April, July and October).
OUR HOMES is distributed via Canada Post in southern Georgian Bay and via addressed mail to the GTA addresses of those who own recreational property in Southern Georgian Bay, yet live primarily in the GTA. OUR HOMES is also available for free pickup throughout Collingwood, Blue Mountain, Wasaga Beach, Clearview Township, Thornbury and Meaford. OUR HOMES is also distributed at grocery retailers, throughout Blue Mountain Village and at the area's private ski and golf clubs.

Please send all letters and/or feedback to OUR HOMES Magazine,
25 Elgin St., Collingwood, ON Canada L9Y 3L6. Or email us at editor@ourhomes.ca.
All letters received are subject to editing for grammar and length.

OUR HOMES MEDIA GROUP INC:

EDITORIAL

EDITOR-IN-CHIEF Georgette McCulloch
ASSOCIATE & WEB EDITOR Laurel Fortin
MANAGING EDITORS
Nancy Belgue, Adrienne Brown,
Laurel Fortin, Walter Franczyk,
Mary Hatt, Gina Makkar,
Tiffany Mayer, Georgette McCulloch,
Tamarisk McNalty Stephens, Melissa North,
Merrilyn Patterson, Diane Sawchuk

ART

ART DIRECTOR Tara Chattell
ASSOCIATE ART DIRECTORS
Sheila Britton, Robynne Sangiuliano
DIRECTOR OF PHOTOGRAPHY Jason Hartog

PRODUCTION

PRODUCTION DIRECTOR Lynn Derrick
PRODUCTION MANAGERS
Julia Dempsey, Kelly Donaldson,
Marilyn Reid, Abby Reynolds,
Tracy Shuttleworth

OPERATIONS

MANAGING DIRECTOR, SALES & MARKETING
Jamie Jefferson
jamie.jefferson@ourhomes.ca
MANAGING DIRECTOR, OPERATIONS
Georgette McCulloch
ACCOUNTING Donna Duggan
CLIENT RETENTION & DISTRIBUTION
Lisa Merrell

CONTRIBUTORS

Matt Bowes, Sheila Britton, Tara Chattell, Laura Conning, Taigan Dance, Laurel Fortin, Bonnie Fox, Jason Hartog, Sandy MacKay, Emil Makkar, Gina Makkar, Sara Martin, Jenelle McCulloch, Dolores Pian, Melanie Rekola, Mehreen Shahid, Yanic Simard, Janelle Streed, Sarah Tacoma, Anne Tait

Advertisements and the content, including photos, of advertisements published within OUR HOMES magazine are supplied solely by the advertiser and neither the publisher nor OUR HOMES Media Group Inc. accept responsibility for opinions expressed in advertisements or for copyright issues with regards to photos, advertising copy and advertisements, nor shall they be held liable thereby. By act of reading this publication, all advertisers and readers agree to indemnify and hold harmless both OUR HOMES Media Group Inc., and the publisher thereby. Copyright ©2017 OUR HOMES Media Group Inc. All rights reserved. Reproduction without permission is prohibited. Publications Mail Agreement Number 41692020.

OUR HOMES CAN BE FOUND IN THE FOLLOWING MARKETS:

Barrie/Orillia/Midland • Grey Bruce • Hamilton • London • Muskoka
• Niagara • Oakville/Burlington/Mississauga • Ottawa • Peterborough
• Southern Georgian Bay • The City of Toronto • Region of Waterloo
• Wellington County/Orangeville/Caledon • Windsor • York Region



CHRISTIE'S
INTERNATIONAL REAL ESTATE

Great homes. Great lifestyles.

www.chestnutpark.com

CHESTNUT PARK REAL ESTATE LIMITED, BROKERAGE

Collingwood | 393 First Street, Suite 100 L9Y 1B3 | 705.445.5454 | collingwood@chestnutpark.com
Owen Sound | 957 4th Avenue East, Suite 200 N4K 2N9 | 519.371.5455 | owensound@chestnutpark.com
Wiarton | 551 Berford Street N0H 2T0 | 519.534.5757 | wiarton@chestnutpark.com

CONTENTS

FALL/HOLIDAY 2017



ON THE COVER

An entrepreneurial couple brings their style home to Nottawa. Story, page 48. Photography by Sandy MacKay.

72



LOCAL FEATURES

- 32 Style Picks** Get ready for entertaining with these picks for your holiday table.
- 48 Feature Home** A family of foodies cooks up a juicy farmhouse in Nottawa.
- 72 Spotlight** Creemore's go-to spot for the new and old, Heirloom 142 expands with Lagom 142.
- 76 People** 16 local decorators and designers share their favourite things.
- 90 Home & Renovator** A dated home in Creemore transitions into a modern space.
- 106 Holiday Tour** Highlights from nine stops on the Collingwood Holiday House Tour.
- 126 Feature Home** Rejuvenating an older home with a focus on natural elements.
- 146 At Home With** Classic rock guru Jeff Woods shows off his domestic side.

DEPARTMENTS

- 22 Editor's Note**
- 28 Publisher's Note**
- 30 Advice** Area Rugs
- 36 Real Estate** Income Investing
- 38 Gardening** Growing Tall
- 42 Green Living** Kitchen Composting
- 44 Good Taste** Turmeric Twist
- 46 Double Take** Work Station
- 60 Design Ideas** Knowing Navy
- 64 Projects** Wood Tree DIY
- 68 Decorating** Scandinavian Holiday
- 102 Crafty Ideas** Festive Frames
- 120 Cooking At Home** Cranberry Blondies
- 122 Holiday Hints** Packaging Treats
- 136 Projects** Metallic Organizer
- 138 Focus** Desk Lights
- 140 Home Resource Directory**
- 144 Cooking At Home** Thai Soup



stuv¹⁶

stuvamerica.com

Wood & gas | Stove & fireplace

Stuv 16-Z / Project: Appareil architecture - Photo Felix Michaud

missy sharp

interior design

A reflection of you, experience it.



705.445.7899
missysharpinteriordesign.com

publisher's note



THERE IS MUCH TO LOOK FORWARD TO during Fall in Southern Georgian Bay. I'm always tempted to buy a new lunchbox and jump into a big pile of leaves. Fall also brings the excitement of the Collingwood Holiday House Tour! My colleagues at OUR HOMES and I work year-round, meeting regularly with a great committee from the house tour's amazing sponsors, Royal LePage Locations North to arrange for a terrific all-day November event.

We honour the volunteer designers, sponsors and homeowners from last year's tour in our feature on page 106. For more holiday inspiration, get your last-minute tickets to the 2017 6th Annual Holiday House Tour. You'll find more details on page 21. Proceeds go to the Royal LePage Shelter Foundation and other local charities.

I've been with OUR HOMES for over a decade now (how time flies!) and the best part of my job is meeting residents, readers and clients. In this issue you get to meet a few of these people, including Pierre Armengol and Laurie Severn at Heirloom 142 and Lagom 142 in Creemore. This creative couple travels regularly to Europe to bring unique pieces back to their clients. Read all about them in our Spotlight on page 72.

Our home features begin in Nottawa where we received a warm welcome from young local entrepreneurs at their white-washed farmhouse. Then, we head up to the purple hills of Creemore to spend time with super-active, super-social retirees at their new renovation. Finally, we take you to a zen, DIY reno by another super creative couple in the heart of Collingwood.

If do-it-yourself design is not for you, meet local designers, decorators and stagers in our People section on page 76. They share ideas, inspiration and memories that can help you deck your halls for the holidays ahead.

Until the new year, wishing our readers and clients good health and happiness for the holiday season.

Jump in the leaves while you can!


Simone

Simone Sterio-Risk, Associate Publisher
simone.steriorisk@ourhomes.ca




TRAIL WOODS LORA BAY

Experience life in Lora Bay or Trail Woods, a life of spectacular views, elegant finely crafted homes and wonderful people. Built on a solid reputation of quality, integrity and service, award-winning developer Reid's Heritage Homes is one of Ontario's leading builders. Choose from many spacious, well appointed, detached bungalow floor plans and enjoy living in the heart of The Blue Mountains four-season playground!




\$1,000,000

TO BE BUILT! Purchase price includes HST for qualified buyers and 2 trial Golf memberships to Lora Bay Golf club.
LoraBayDream.com




\$2,200,000

Spectacular sunsets, view of the bay and Blue Mountain, walk out to decks, floor to ceiling windows can be found on all levels of the house.
WoodlandBeachView.com




\$1,500,000

Built in 2017 by renowned local builder, Rainmaker Estates in the prestigious enclave of Lora Bay. 5 bed, with views of Georgian Bay.
LoraBayWestRidge.com




\$1,237,000

Lora Bay home with four-season room overlooking the 11th fairway of The Golf Course. Vaulted ceilings, designer kitchen & stone fireplace.
WedgewoodHouse.ca




\$1,300,000

Stunning renovated 4-bed century home, walking distance to Thornbury and its world-class restaurants and shops.
BruceStCenturyHome.com




\$1,450,000

Stunning Jack Arnold designed French Country Estate! Set back on Brewsters Lake, this spectacular property is the ideal private getaway.
ChateauLakeview.com



\$699,000

Charming property in the hamlet of Ravenna just minutes from the picturesque town of Thornbury, skiing at Blue Mountain and golf courses.
RavennaOasis.com



\$699,900

This beautiful two story, two car garage family home features four bedrooms, a spacious great room, unique kitchen and amazing views!
PeaksHome.ca

*Sales Representative, RLP Locations North Brokerage




Marla Simon*
Direct: 705-994-2595
Office: 519-599-2136
Marla@LifestylesNorth.com

Steve Simon*
Direct: 705-994-2353
Office: 519-599-2136
Steve@LifestylesNorth.com



ROYAL LePAGE
CHAIRMAN'S CLUB
NATIONAL TOP 1%
2015, 2016

View The Difference: LifestylesNorth.com



LANDSCAPING DREAMS



705.466.5734 / zenglandscaping.com

advice



AREA RUGS

Interior Designer **Dolores Pian** shares her ideas.

Back in the 50s, 60s and 70s, families were very proud of their luxurious wall-to-wall carpeting, and in some cases, installed it up the wall. Slowly, wood plank flooring became the norm. In came the area rug.

Hard surface floors, whether stone, wood or laminate, can use an area rug to help define a space, mute noisy footsteps, camouflage worn or uneven floors or add warmth and cosiness to a space.

EVOLUTION OF CARPET

Carpet design is a huge industry and area rugs especially are a great way to add a bold statement, a splash of colour or a large pattern. While neutrals still dominate area rug purchases, more people are picking modern designs and brighter colours. Even traditional Persian motifs are getting a colour refresh.

Once furniture is placed on a rug, the rug pops enough to give your room some panache. Michael Pourvakil, owner of Toronto's Weavers Art, believes floors are a room's fifth wall, and another place to enjoy visual luxury.

Creative Matters, another Canadian company, designs custom area rugs for the rich and famous worldwide. Known for practical products with vibrant hues, they use as many

as 50 different yarn colours for each unique rug.

Not only are carpets tufted and woven, they can be printed with the use of tiny ink jets. For example, Pantone, known for their colour matching, is using its ink-printing knowledge to produce playful and emotional colour combinations for the floor.

FLOR, a carpet-tile manufacturer, took their office products and recoloured and restyled them for the residential market. You can cut, mix or match any shape or size you need.

MATERIAL POSSIBILITIES

NATURAL FIBRE

Natural fibres singe and are naturally fire resistant, and include:

Wool: From sheep. Luxurious and durable. Fibre traits reduce visible soil. Hard wearing.


Silk: From the silk worm's cocoon. It has a sensual sheen and soft feel.

Jute / Sisal: Plant fibre. Has a strong, rough texture. Stains easily. Can turn mouldy when wet.

Cotton: Comes from a plant seed-pod. Stains easily. Not long wearing.

SYNTHETIC FIBRE

Synthetic fibres can melt or burn and include:



Nylon: A petroleum product. The hardest wearing and best looking of all the artificial fibres. Great appearance retention and wears well. Better resistance to crushing and matting. Great for high-traffic areas. Easy to clean.

Art Silk / Bamboo / Silk Viscose: Made of cellulose, which is a synonym for rayon. Crushes easily. Does not wear well. Difficult to get stains out.

Olefin / Acrylic / Polyester: Petroleum products. Resist fading. Chemical, moisture and stain resistant but crush easily. Low appearance retention.

PRACTICALLY SPEAKING

When selecting a carpet, focus on:

Appearance or newness retention.

Retention of original colour and texture.

Fibre properties, yarn characteristics, finishes and construction features.


Anticipated traffic levels.

CARPET CARE

Rotate: Balding will occur over high traffic areas, so turn rugs periodically or flip where possible.

Vacuum Regularly: Sand and dirt can act as micro blades sawing away at fibres, so vacuum regularly.

Pad: Using an under pad makes carpets soft and cushy, prevents slipping and sliding and protects



the underside of the carpet, allowing sand and dirt to filter to the under pad and not scratch your floor.

Pets: Our four-legged furry friends can have accidents. Protect with a carpet sealant.

Beverages / Food: The worst offenders are red wine and blueberries. The 10-second rule does not apply. Send carpet to be cleaned, you'll be glad you did.

DESIGN TIPS

Choose your rug before you've chosen fabrics for your drapes and sofa. It's difficult and nearly impossible to find an area rug to coordinate with an existing colour scheme.


Let the carpet reveal your ideal colour scheme. Use carpet colours to pick your fabrics and paints.

WHAT'S NEXT FOR CARPETS?

Look for intelligent rugs that can detect your fall and then call for help.

Net-works by Interface recycles fishing nets from the Philippines to create carpet tiles, providing work for small fishing villages and cleaning up their beaches.

Know that area rugs are now the fifth wall of your room, lying under your feet – there to make your feet and your visual senses happy! **OH**



1. FLOR: Parallel Reality Carpet Tiles
2. CREATIVE MATTERS INC.: Custom Wool and Silk Handknotted Rug
- 3 & 4. ORIENTAL WEAVERS: Pantone Universe Prismatic Rugs
5. WEAVERS ART: Cliffs & Clouds Rug

LEGENDARY GROUP CUSTOM PREFAB HOMES



MODERN | TIMBERFRAME | LOG
BUILDING CUSTOM HOMES LOCALLY FOR OVER 20 YEARS



475 TENTH LINE, COLLINGWOOD
(705) 444-0400 | info@canadaprefab.ca
canadaprefab.ca



the
HOLIDAY TABLE

Eating together is a cherished experience. May these dining delights inspire you and yours to eat together.

PHOTOGRAPHY **BONNIE FOX**



1 KETTLEWELLS

Wreath
Hang this festive grapevine wreath or use it as a centrepiece on your holiday table. Roses are set in individually sealed vials, so when the flowers fade, easily remove them and replace with fresh flowers.

4537 County Rd. 124, Collingwood
705.445.7066 | elainekettlewell.com

2 LOG FURNITURE AND MORE

Wine Rack
Holding 18 bottles and available in more than 30 colours, you are sure to find a spot for this handy wine rack, maybe right beside the holiday table!

1.800.557.0985 | logfurnitureandmore.ca

3 GEORGIAN DESIGN CENTRE

Chandelier
Let this beauty sparkle in your home. Made by DVI and resembling a snowflake, it will light up every corner of the room on dark winter nights.

84 High St., Collingwood
705.444.2100 | georgiandesigncentre.ca

4 CLERKSON'S HOME STORE

Wine Bucket
With an organic shape, this Costa Nova wine bucket is made in Portugal. Just fill it with ice, creating a stylish container to keep the wine nicely chilled. Matching dinner sets are also available in two other colours: aqua and cobalt.

85 Hurontario St., Collingwood
705.445.1988 | clerksons.com

5 CLEARVIEW TEA CO.

Loose Leaf Tea
When it's time to unwind, put on the kettle and sit back and enjoy your very own cup of tea. With custom blends and organic ingredients, you are sure to find a favourite.


172 Mill St., Unit C, Creemore
705.466.5597 | clearviewtea.ca

6 CHATTERSON'S HOME FURNITURE & APPLIANCES

Table
This trestle dining table supports a thick plank top. It's been hand-distressed in a terra white finish. Matching chairs are also available, so gather the family around for dinner.

101 Pretty River Pkwy., Collingwood
705.446.3456 | chattersonhomefurniture.com

Continued on page 34



style picks



7 C & G SOLID WOOD FURNITURE

Bowl
This live-edge, red maple bowl is made in Ontario. It comes in three sizes and is food-safe. When you have a crowd, fill it with your favourite salad or pile it full of Beaver Valley apples.

40 Bruce St. S., Thornbury
226.665.8000 | cgsolidwoodfurniture.com

8 MACDONALD'S BRANDSOURCE HOME FURNISHINGS

Stove
If you want to cook like a chef, this is the stove you need. Just standing in front of it will inspire you to flambé, sauté and roast just like the professionals.

206518 Hwy. 26 E., Meaford
519.538.1620 | macdonaldsfurniture.com

9 NICHE

Birch Vases
Bring the forest to your table with composite birch vases. Dress with a single flower or fill each branch. The vase's shape will do the arranging for you.

45 Bruce St. S., Thornbury
226.665.0135 OH

Efficiently integrating your property maintenance plan

- Landscape Assessment
- Tree and Plant Health Care
- Garden Plant Maintenance
- Tree & Shrub Planting & Establishment

WillowStone
A Plant Health Care Company

RR #1, Clarksburg, ON
519.599.7470
willowstone.ca

PHEASANT RUN

YOU ARE INVITED TO BE PART OF A
UNIQUE ENCLAVE OF HOMES
WALKING DISTANCE TO THORNBURY

WWW.PHEASANTRUN.CA

BUILDING PERMIT READY

ENGEL & VÖLKERS
Engel & Völkers Collingwood Muskoka Real Estate Brokerage
Each office independently owned and operated.

HOLLY STONE
Sales Rep / Advisor
705 888 5775

Visit us for an incredible
taste experience



At The Lively Olive tasting bar and gourmet shop, come in to sample any of our fresh, premium varietal or flavor infused Extra Virgin Olive Oils from around the world and rich, barrel-aged Balsamic Vinegars from Modena, Italy.

And check our new lines of unique serving and entertaining ware, condiments, rubs, soups, sauces and more!

Perfect gifts for any occasion!

Ask us about booking a private tasting event!

Savory Lamb Stew on Noodles

Ingredients:

4 Tbsp. Lively Olive Herbs de Provence	1 whole head of garlic, cut in half at cross section
Extra Virgin Olive Oil	18 oz. canned tomatoes
2 ½ lb. boneless lamb shoulder, cut in 1 ½" cubes	1 cup Lively Olive Raspberry Dark Balsamic Vinegar
Sea Salt & pepper	Peel from 1 large orange
2 carrots, peeled, chopped	1 cinnamon stick
2 yellow onions, chopped	½ cup chicken stock (more if needed)
2 celery ribs, chopped	

1. Heat the Herbs de Provence olive oil in a large heavy bottomed pot, salt and pepper the lamb & sear in batches till all sides are well browned, remove. Add vegetables to the pot, stir, caramelize lightly. Add lamb back to the pot, add the Raspberry Balsamic Vinegar, reduce, caramelize lightly. Add the tomatoes, orange peel, cinnamon and stock. Bring to a boil, reduce heat & cover.

2. Add the tomatoes, orange peel, cinnamon and stock. Bring to a boil, reduce heat & cover.

3. Simmer 1 hour, or until lamb is tender. Remove cinnamon stick and orange peel. Spoon onto egg tagliatelle noodles, sprinkle with Parmesan cheese & drizzle of Herbs de Provence olive oil. ENJOY!

the
lively
Olive

It's all a matter
of great taste!



21 Hurontario Street, Collingwood (across from Loblaws)

705-443-8919

www.livelyolivecollingwood.com

real estate

INVESTING

STORY **MEHREEN SHAHID**
ILLUSTRATION **SHEILA BRITTON**

It's hot and it's only getting hotter. No, not the weather, the real-estate investment market. That means buying a home and renting it out. Analysts and agents alike believe real-estate investment remains a positive venture.

A growing population – and in some cases provincial legislation – are pushing people to rural municipalities to invest in real estate. There are plenty of opportunities.

"Everywhere you look, there is opportunity for investment," says Ettore Cardarelli, president of the Ontario Real Estate Association (OREA). "For anyone who wants to go that route, in my mind, it's better sooner than later."

He says continuing and past trends indicate the housing market will remain strong.

Experts agree it's generally a great idea because of market potential and a high rate of return.

According to research by the Real Estate Investment Network (REIN), flourishing markets in Ontario include Hamilton, the Tech Triangle (Kitchener, Waterloo and Cambridge), Barrie, Milton, Orillia and Scarborough.

"We take into account 12 economic fundamentals of a region, including transportation, accessibility, lifestyle, current pricing and property supply to uncover the truth about markets," says REIN President Don Campbell.

In today's market, says Campbell, it is critical that investors are patient and are only buying properties where revenues outstrip operating expenses, including the mortgage. As well, given the anticipated increase in utility prices, investors should ensure the tenant bears that cost.

Properties that are ground-oriented will have the highest rate of increase in value and demand over the next five years, he says. Condos will also do well, but without an associated increase in land costs, the actual values will not go up much.

Adding to that, Hamilton-based real estate agent Erwin Szeto says, "One pragmatic recommendation I would give is to purchase a property with an accessory suite or with a legal basement apartment. If one



has an aggressive savings plan, live in the unit that rents for less. Or, if you live near a post-secondary school, rent out rooms to students." In Ontario, those investment opportunities can be found in Windsor, London, Guelph, Owen Sound, York Region, Toronto, Oakville-Burlington-Mississauga, Peterborough, Ottawa and Niagara Falls.

Another option, he says, includes investing strategically by charging above-market rent and giving the tenant the option to purchase the investment property at a set future price.

But it's not just Ontario that's lucrative for real-estate investment.

REIN also lists Victoria and New Westminster in British Columbia, and Edmonton and Calgary in Alberta as places to invest.

"In B.C., when the government stepped in a year ago, foreign buyers decided they will avoid the tax and buy outside the cities," says Campbell. "Our government (in Ontario) has done the same thing. They put in a foreign tax, but only in the Greater Toronto and Golden Horseshoe areas. It won't take long for people to realize it's okay for them to go to Woodstock or Orillia or further out, because the tax doesn't apply there."

Whether you invest in commercial or residential properties, mind the basics of the business, says Shannon Murree, a Barrie-based Re/Max Chay Realty sales representative. "You really need to know what your goals are, your risk tolerance, your investment capacity and how much time you have to invest," she says.

And don't look at it as a quick get-rich scheme, think of it as a slow and steady, long-term strategy.

Remember not to buy with emotion, but to do an in-depth analysis of the market.

Look at trends published in studies done by investment networks and heed advice given by experts in the field, such as realtors with an expertise in investment, property managers, accountants and real-estate lawyers, says Murree.

A good way of going about determining potential in a market, she advises, is to educate oneself and to learn details of the fundamental economic factors in the area, such as jobs, rate of development, incoming new investments and numbers around population growth and other factors for a comprehensive and useful analysis.

And remember, Murree says, to "learn from others who have achieved success and truly walk-the-walk and talk-the-talk." **OH**



11 years
of proven results & business success

**Southern Georgian Bay's
Leading Staging Co.**

Assisting homeowners,
builders & realtors.

Large inventory of
furniture, art & accessories.



suze

bringing your space to life

705.293.7893 | www.suzeinteriors.ca



baywood
DESIGNS

43 Bruce Street, Thornbury
519 599 5444
www.baywooddesigns.com



LETTING YOUR GARDEN STAND TALL



STORY AND PHOTOGRAPHY
MELANIE REKOLA

Aesthetic, environmental
or functional, there are
many reasons to let your
garden stand tall this fall.

Instead of sanitizing the garden with a complete cut-back and clean-out, let's celebrate architectural value and those subtle hues of decay. Slow down and really look around to appreciate the understated allure in the many sumptuous shades of brown, gold and tan.

For many of us the garden season seems to end in September, but it really doesn't have to. Autumn's beauty is in more than colour-changing tree leaves, and winter's elegance is in more than just the evergreens. The time is now to consider creating fall and winter interest in your garden.

GRASSES

Grasses are likely the first plant that comes to mind when considering fall and winter. Their feathery or dotted plumage is divine and a lot of colour pop can also be found in their fluffy foliage, even after the freeze. By varying your grass selections you will be rewarded with warm winter browns, golden tans and hints of copper. A few of my favourite grass plants for fall colour are Big Bluestem (*Andropogon gerardii*), Little Bluestem (*Schizachyrium scoparium*), Switchgrass (*Panicum virgatum*), Northern Sea Oat (*Chasmanthium latifolium*) and Maiden Grass "Ghana" (*Miscanthus sinensis Ghana*). *Continued on page 40*



Great Lakes Custom Homes & Renovations

We build excitement!
Georgian Triangle's Premier Custom Home Builder
Robert Abbott, Owner
5 Wellington St. East, Creemore, ON | 705.446.4831 | greatlakescustomhomes.ca

fall into winter at lëuk

Tulip bij Lëuk 705.445.4694
Lëuk no2 705.446.2626
Lëuk Huis 705.293.2323
78, 124, 126 Hurontario St
Collingwood
leukbijhermas.ca

LASTING LEAVES

Many plants retain their dead foliage throughout fall and winter. Just as grasses do, other common garden perennials (such as the common Peony) sport varied shades of golden yellow and red-bronze. A characteristic known as marcescence, some deciduous trees (such as Beech and Oak) even retain their leaves all winter long. In the dead of winter when almost all deciduous trees are skeletonized, the coppery leaves of Beech are still clinging to their branches – a joyful sight to see.

SEED HEADS

Seed heads add drama and contrast. Their often very dark brown and spikey kernels can appear jet black. I find this makes one take notice and appreciate all the exciting diversity of shape and texture provided by the natural world. When large perennials are left to stand with their sturdy stalks and branches, architectural interest is achieved. Giant Coneflower (Rudbeckia maxima), large Sedum varieties and Globe Thistle (Echinops bannaticus) top the list for plants with beautiful seed production. Seed heads left to ripen also provide a food source for many birds and other forms of wildlife.

WILDLIFE

Leaving perennials to stand welcomes all kinds of exciting creatures. And a garden teeming with life adds a whole new dimension to its otherwise static state. Ground birds, such as the Mourning Dove, appreciate a refuge of thick cover. Furthermore, many beneficial insects, frogs and other wildlife hibernate in leaf litter so don't rake them out. Some of our native solitary bee species overwinter in hollow plant stems, so don't cut them down. You just might be “throwing out the baby with the bathwater,” so it is said.

GARDEN HEALTH

More than just for aesthetics, leaving perennials to stand actually improves a garden's health. Standing plants accumulate extra snow, which in turn insulates their roots during cold winter temperatures. When that snow melts it also adds extra moisture to the surrounding soil. Plus, the decaying leaves feed soil microbes, making for a healthier soil ecosystem on the whole. Exposure to a certain soil bacteria will make you healthier too. Mycobacterium vaccae acts as a natural antidepressant, activating brain cells that improve mood, increase serotonin levels, reduce anxiety and facilitate learning.

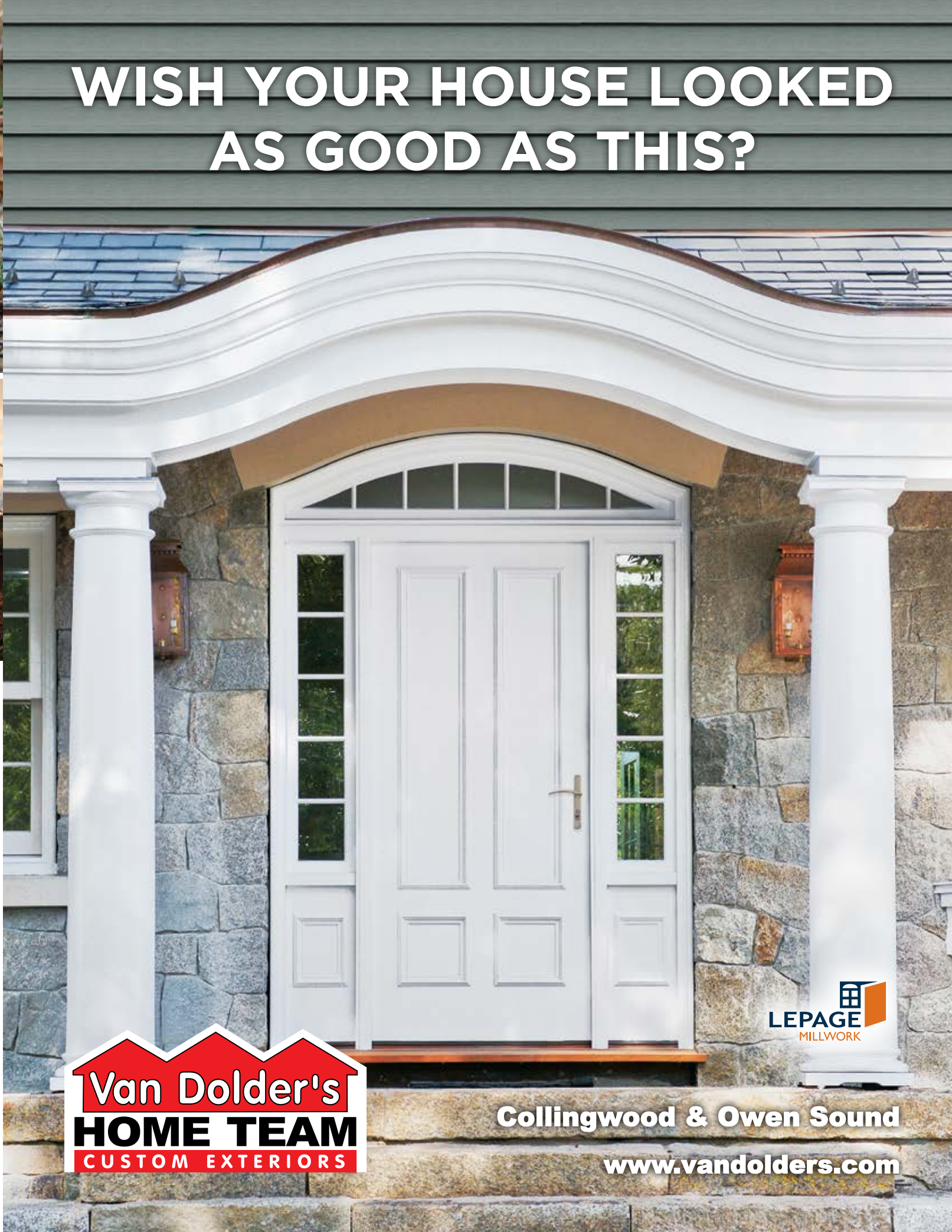


Perfect for the low maintenance gardener, by waiting to cut back your garden until springtime you can cross this chore off the fall to-do list. Then in wintertime, instead of a desolate, lifeless garden cut to the ground, you will enjoy exquisite frosty mornings where every leaf, stem and seed head is encircled with sparkling snow. You'll be captivated by the variance in heights, textures and forms. You may even see a blood-red cardinal pecking at your spent Black-Eyed Susan flowers. After seeing such a sight, can you imagine being without it? Leaving your landscape alone this autumn is really a win/win/win situation for the garden, the environment and you. **OH**

Melanie is a certified horticulturalist and landscape designer.

online Get more in outdoors at ourhomes.ca/mag/outdoor

WISH YOUR HOUSE LOOKED AS GOOD AS THIS?



Van Dolder's
HOME TEAM
CUSTOM EXTERIORS

Collingwood & Owen Sound

www.vandolders.com



YUCK-FREE kitchen composting

STORY **TAIGAN DANCE**

Many of us are guilty. With good intentions of using the green bin or compost, we've caught ourselves tossing food scraps and leftovers into the garbage. For some of us it's not worth the stench or grime involved in scraping the remnants into the green bin in an age of efficiency and busy lives; it seems easier to toss it all into the garbage.

But, it is fairly easy and worthwhile to live a greener life. While composting and green bin use isn't always pretty, it may soon become mandatory by municipalities. To help make this job easier, here are some products and tips to help make your green bin experience more bearable, less of a choice and more of a routine.

Products

A. BioBag: These bin liners are designed for 35-litre containers and are highly breathable, made of biodegradable plastic and ideal for kitchen waste. BioBag products have a very high penetration barrier against bacteria, viruses, spores and mould.

B. Compost Pail Charcoal Filter: The charcoal filters in these Canadian-made pails absorb odours.

C. Greenlid: No leaks, no smells. This Canadian-made compostable bin boasts that it is leak-resistant.

D. Waste Management Odour Disposer: Using plant-based ingredients safe for kids and pets, this spray rapidly eliminates odour-causing bacteria.

E. Ecolife Odour Blaster: Eliminates odours instead of masking them.

Preventative measures:

1 To avoid those smelly liquids often found beneath your biodegradable kitchen-catcher, layer newspaper inside the bag to soak up any liquids or smells. You can also line the bin with newspaper or egg cartons to catch any spills from holes in the plastic.

2 Use a smaller bin that is easy to access in your kitchen. The more frequently this bin is emptied, the less likely odours will consume your kitchen. Be sure to wash your small bin after emptying with warm, soapy water.

3 To prevent a gag-reflex-worthy encounter with pests and bugs, it is best to avoid tossing expired meats or meat scraps in the bin too early in the week. Wrap your meat scraps in newspaper and store them in the freezer until collection day.

4 In the winter, to keep your outdoor bin from freezing, try spraying the lid lightly with cooking oil.

5 In the summer, it is best to keep your bins out of direct sunlight, either in the garage or in a well-shaded area. The warmth from sun exposure causes moisture and makes the matter start to decompose and cause odours.

Problem solving:

6 Use natural cleaners in the bin to get rid of unwanted odours or pests. Sprinkling baking soda, spraying the bin lid with vinegar or cleaning with lemon juice are all appropriate ways to clean your bin without the use of harsh chemicals.

7 Eliminate odours by spraying the bin with a solution made of 50 per cent water and 50 per cent vinegar.

FEEL GOOD ABOUT YOUR EFFORTS TO REDUCE YOUR WASTE PRODUCTION. HOPEFULLY, THESE TIPS MAKE YEAR-ROUND COMPOSTING YOUR NEW PASSION. OH



PHOTO: COURTESY LEE VALLEY

PHOTO: COURTESY OF GREENLID



Recommended by
Jim Caruk, Master Contractor,
HGTV Host and Editor-in-Chief
of Renovation Contractor Magazine

DO-IT-YOURSELF AND SAVE UP TO 20% ON HEATING & COOLING COSTS*

The Owens Corning™ AttiCat® Expanding Blown-In Insulation System is a quick, easy, safe and reliable system to help you take control of your home's comfort and energy usage.

- ✓ **Quick & Easy:** Complete in as little as 2 hours*
- ✓ **Virtually No Settling:** Keeps its energy saving R-value over time
- ✓ **Virtually No Mess:** Releases and expands inside machine for low dust



AttiCat
EXPANDING BLOWN-IN
INSULATION SYSTEM

1-800-GET-PINK® or visit owenscorning.ca


THE PINK PANTHER™ & © 1964-2017 Metro-Goldwyn-Mayer Studios Inc. All Rights Reserved. The colour PINK is a registered trademark of Owens Corning. © 2017 Owens Corning. All Rights Reserved. *Up to 20% heating and cooling savings based on Hot 2000, Version 8.7 run for a 2 storey 1972 type base house with 1149 sf per floor for an increase from R-8 to R-40 in the attic in Canadian climates. Savings vary depending on original amount of insulation in your home, climate, house size, air leaks, and personal energy use and living habits. *Blowing time, based on attic size 100m²/1000 ft² at RSI 8.8/R-50.

good taste

TURMERIC TEA

(GOLDEN MILK)

RECIPE AND PHOTOGRAPHY JENELLE MCCULLOCH



online

Get more recipes at ourhomes.ca/mag/cook

This method begins with making a golden paste, which can then be incorporated into a variety of recipes.

GOLDEN PASTE

1 cup filtered water

½ cup turmeric: use a high-quality turmeric powder

1 tsp ground black pepper: The addition of black pepper increases the bioavailability and absorption of curcumin (the good stuff found in turmeric).

⅓ cup of a good fat: I use coconut oil, but ghee is also recommended.

- In a saucepan, combine water and turmeric over medium heat. Be careful not to overheat, as the antioxidant properties of turmeric increase with a gentle heat.
- Cook the mixture for 6-10 minutes, adding more water if it appears too dry.
- Remove from heat and stir in ground black pepper and coconut oil.
- Keep this paste in the fridge for 1-2 weeks. Golden paste is excellent to blend into smoothies, add to soups, rice dishes or for warming in turmeric tea!

TURMERIC TEA

1 tsp golden paste

2 cups coconut milk (or another non-dairy variety)

Maple syrup, to taste (optional)

Pinch of cinnamon or cayenne (optional)

- Combine milk, golden paste and maple syrup in a saucepan and heat gently (do not boil).
- Pour into mug, sprinkle with cinnamon or cayenne and enjoy! **OH**

**LE CREUSET®**



104 High Street, Collingwood | 705-445-2671
“The best place to buy is at 6th and High!”
www.collingwoodhomehardware.ca



available at

Collingwood

**Home**
hardware
building centre

Coined the most powerful herb, turmeric is being praised for its numerous health benefits, including powerful anti-inflammatory and antioxidant properties. Try this tea for an easy way to incorporate turmeric into your daily routine.



A L A I R

CUSTOM HOMES • RENOVATIONS

Kevin & Laurie Blair

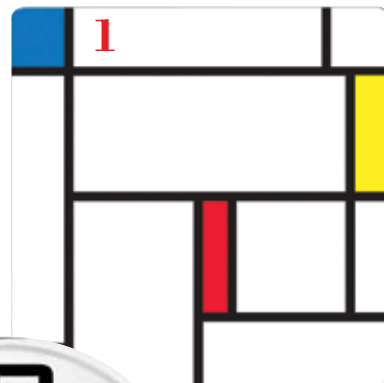
705-444-9005

WWW.ALAIRHOMES.CA

LIVING BETTER
STARTS HERE™

Work it!

An analog clock with a white face and black numbers. The hour hand is between 1 and 2, and the minute hand is at 10. The time is 1:50.



Stand this lamp
on its leg for an
unexpected twist.



1. KIKKERLAND: Decorative Magnetic Dry Erase Board
2. JONSSON TIMEWARE: Amplus Clock in Chrome/White **3. INDIGO:** *Spilling Ink: A Young Writer's Handbook* By Ellen Potter & Anne Mazer
4. INDIGO: Metal Bookends, Fact & Fiction in Black **5. INDIGO:** *A List of Cages* by Robin Roe
6. BLUDOT: Rook Lamp **7. SOHO CONCEPT:** Eiffel Tower Chair in Black
8. NUEVO: Salk Desk in Charred Oak
9. SURYA: Jonah Pillow in Red & Black **10. JAIPUR LIVING:** Catalina Shorebreak Rug in Bamboo & Cloud Cream **OH**

PHOTO: JASON HARTOG



Clerkson's
Home Store

*We offer our customers:
Complimentary Regional
Furniture Delivery & Setup!*

Follow Us!




85 Hurontario Street,
Collingwood.
Tel. (705) 445-1988

www.clerksong.com

*"A Collingwood
Tradition
Since 1977!"*



ALL NATURAL

STORY LAURA CONNING | PHOTOGRAPHY SANDY MACKAY

“IS THAT GEORGIAN BAY?” CHRISTOPHE BOIVIN ASKED HIS WIFE WISPY ON A DAY TRIP THROUGH COLLINGWOOD BACK IN 2009. CHRISTOPHE, A MONTREAL NATIVE, AND TORONTO-BORN WISPY HAD BEEN LIVING AND WORKING IN TORONTO, BUT WITH YOUNG CHILDREN AT HOME, THE TIMING WAS RIGHT FOR A FRESH START OUTSIDE OF THE CITY.

Continued on page 50



A living room was added on to this Nottawa farmhouse to create a large space for the family to entertain. Whitewashed pine floors combine with a painted brick and plaster fireplace, black-framed windows with no coverings and a pair of large white sofas for easy elegance.



They weren't exactly sure where to settle down, but that trip through the area after a Chefs' Congress on Michael Stadtlander's property and their realization that Collingwood sits at the heart of Georgian Bay, is what convinced them to make the move.

Fast-forward eight years, and Wispy and Christophe are well known figures in the community. "Opening a restaurant in a town where you know no one has been a great way for us to meet new people," laughs Wispy. Chris is the former owner and chef at The Tremont Café, and Wispy owns Press Market. Having worked in Montreal and Toronto as a chef, Chris found an opportunity during the restoration of the Tremont Studios building in downtown Collingwood, where he was able to pour his passion into The Tremont Café right from the beginning. He came in just after the building's demolition, and was able to work through the commercial design process literally from the ground up. The Tremont Café has become one of the area's top highlights for exceptional food and atmosphere. In the past year, the Tremont Café was sold to new owners, Billy Vastis and Imad Abou-Chalha. Chris is thrilled with the way things have turned out with the new ownership. "You put so much of your soul into something like that," he explains, "that it does kind of matter who you hand it off to. So, I couldn't be happier with these guys."

Continued on page 52

TOP: Painted white, an upright piano blends into the room. A small bookcase has its contents colour blocked to add visual interest. **LEFT:** An enlarged Nouvelle Vague album cover is now a statement piece in the front entrance. A natural basket provides a container for keys and mail. **FAR LEFT:** Acting as a pedestal, a time clock salvaged from a factory supports a serene Buddha in the kitchen. **OPPOSITE:** A painting by Bryan Wall is flanked by windows filled with the greenery outside. The blue area rug and toss cushions ground the space while a trio of "see no evil, speak no evil and hear no evil" Buddhas oversee the living room.



WITH THE ATMOSPHERES OF EACH OF THEIR BUSINESS VENTURES, IT'S NO SURPRISE THAT THE BOIVINS CARRY A STUNNING AESTHETIC INTO THEIR HOMES AS WELL.

RIGHT: Bar stools, the faucet and the interior of the large pendant lamp introduce gold to the kitchen. **BELOW:** Wispy brings in Greenhouse Juice for her family, available at her restaurant Press Market. **OPPOSITE, TOP LEFT:** Prepping vegetables is no problem in the large, apron sink set into Caesarstone counters. **TOP RIGHT:** Off the kitchen, the laundry room centres on a vintage laundry hamper on casters with a barn board door used as a counter top. **BOTTOM:** A large white trestle table with wicker chairs connects to a seating area where a fireplace is accented by a pair of vintage white, leaded glass doors.



Wispy Boivin and Miranda Kofoed met at their respective children's Montessori school. They each loved yoga, sold real estate and had children with food intolerances that made healthy eating a challenge, so they quickly became good friends. They had been toying with the idea of bringing Toronto's Greenhouse Juice up to the area, or making their own juices commercially, and when a unique commercial space became available on Simcoe Street, it was the perfect opportunity. They weren't sure if Collingwood was right for this sort of business, but they thought that if nothing else, the space would make for

great real estate offices. The response to Press Juice Company was huge. Within a year, they were discussing options for a second location. When a space in Cranberry Mews became available, they jumped on the chance and opened Press Market. Now, Miranda operates Press Juice Company, and Wispy, Press Market. The two shops serve as a strong foundation for the area's health and wellness community, providing gluten-free, dairy-free, and vegan options alongside a wide variety of fresh juices. Both restaurants are hot spots for millennials and foodies, thanks to their stunning Instagram photos.



With the atmospheres of each of their business ventures, it's no surprise that the Boivins carry a stunning aesthetic into their homes as well. They've moved a lot, but their Nottawa farmhouse has been wonderful for the family, says Wispy. A big house was necessary with three children, Huxley, 12, Tennessee, 9, and Townes, 5. Here, there are two acres on the front of the property, where the buildings are, and another 22 at the back that look toward the escarpment. The family has enjoyed hiking the trails all year, with their dogs Lola, Patootsie and Boo, and in the winter Chris made trails for snowshoeing and cross country skiing.

Inside, a rustic, lived-in charm is made grand through washed white linens, faded print textures, thick wool blankets and a sun-dried, chic farmhouse style throughout the entire home. A white palette (including white painted hardwood throughout the upper floor) is offset by splashes of colour in artwork. *Continued on page 54*



LEFT: Homeowner Wispy Boivin looks past the mophead hydrangeas and lavender planted at the front porch. **ABOVE:** Builders Robert and Tracy Gerschwiler’s attention to detail is also evident in the horse barn, with an appearance more like a cottage than somewhere to store hay.

TOP: Waiting for carrots, Finn and Toby, the miniature donkeys, stand their ground as Tuffy the pony muscles in. **BELOW:** Curtains on the rear porch can be drawn to filter the sun when an afternoon siesta is planned. Boo and Patoosie keep an eye on the livestock.

Wispy takes a lot of inspiration from local décor shops like **Lëuk** and **Kettlewells**, and she bounces ideas off friend and designer **Kristen Vermeulen**. Despite these influences, Wispy and Chris put their own unique characteristics throughout the house as well. A piano, donated from the kids’ school, was painted pure matte white, and sits in the great room. Chris’s love of music is expressed through album-cover art and concert posters that have been blown up onto large canvases.

This house was built by **Robert** and **Tracy Gerschwiler**, the home’s previous owners, who now live next door. Wispy and Chris were thrilled to have such expert homebuilders who meticulously and strategically designed and built the home. When the Boivins put an addition on the home – a high-ceilinged great room with large open windows and a massive fireplace – as well as extra bedrooms upstairs, the Gerschwilers helped the Boivins immensely with the design and building process. *Continued on page 58*



Ashtons

BLINDS · DRAPERIES · SHUTTERS

IN-HOME CONSULTATIONS
MOTORIZATION · AUTOMATION
UPHOLSTERY · CUSTOM BEDDING

KING’S COURT, THORNBURY
519 599 7695 · ashtonsblinds.com

30
YEARS

PORTER SKELTON & ASSOCIATES LTD

The quality design-build solution trusted by homeowners for over 30 years. Positive relationships, creative designs and clear process with every project.

DESIGN~BUILD~RENOVATE~RESTORE

Office-Shop: 14 Stewart Road, Collingwood
705-444-1999 Info@porterskelton.com

GREEN LOVE
WALLS / BOTANICALS / GARDENS

705 994 5545
416 994 7622
greenlovebyheidi.com

ND

NAKED DESIGNS

CUSTOM FURNITURE

LIVE EDGE, GLASS, STEEL
COLLINGWOOD, ONTARIO


nakeddesigns

WWW.NAKEDDESIGNS.CA

A RUSTIC, LIVED-IN CHARM IS MADE GRAND THROUGH WASHED WHITE LINENS, FADED PRINT TEXTURES AND THICK WOOL BLANKETS.



This second floor sitting room is a place for the children to relax, watch TV and hang out near their bedrooms. Arrangement by Paperwhite Flowers.



INVEST IN AN HEIRLOOM

Carefully curated vintage décor and furniture from both Europe and Canada.



lagom 142

CREATE AN HEIRLOOM

Fusion Mineral Paint, Homestead House and Miss Mustard Seed Milk Paints, supplies & workshops.

heirloom142.com 142 Mill St., Creemore, Ont. 705 520 0142

ENDURING REVIVALS | SYMPATHETIC RENODITIONS | MODERN VERNACULARS




Pamela Farrow

ARCHITECTURAL TECHNOLOGIST

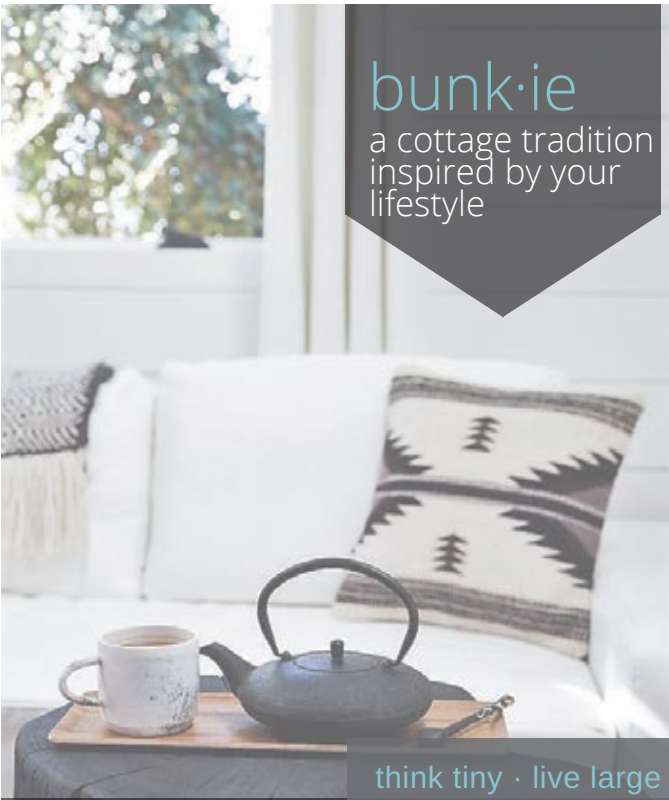
www.pamhouse.ca

519 334 3456



201 Marsh St. Clarksburg
www.donkilby.com

519 372 7971
donk@rogers.com



FUNKY BUNKIES

funkybunkies.com

905.517.4217



ABOVE: Wispy had the cover of a Nick Cave album blown up – one of Christophe’s favourites – and gave it pride of place beside the master bed. **TOP RIGHT:** Turquoise is the pop of colour on a bistro table in the master bath alongside the free-standing tub. Arrangement by Paperwhite Flowers. **RIGHT:** With its original finish, the vintage jam cupboard in the master bedroom has an artful display on top. An airy curtain is suspended by a branch as curtain rod.

Despite the beauty and their love of this farmhouse, the Boivins are moving on to a new and exciting project: a bed and breakfast, done in their own unique style. “Chris had a restaurant in the city. I had a yoga studio,” says Wispy, “We always dreamed about marrying the two ideas, and doing a retreat centre.” And they’ve found a property in the Pretty River Valley that will bring this idea to life. Still in the planning stages, the retreat

aims to be an intimate escape and special experience for guests. She explains, “It’ll be an à-la-carte sort of thing. You can stay, do whatever you’re doing, have a beautiful experience, or you can book a private dinner with Chris cooking, or you can have a yoga class, or afternoon tea, that sort of thing.” The Boivins are sure to bring out the best aspects of Georgian Bay with this project, yet another innovative cultural endeavour. **OH**

CORINTHIAN

KITCHEN & BATH STUDIO




Professional design services
Full kitchen and bath renovation services
Granite, Quartz and Laminate counters

Visit our showroom.
99 King St. E., Kings Court Mall, Thornbury
info@corinthiankitchens.com
www.corinthiankitchens.com

519-599-2800
1-877-349-2800



B **butter**gallery

151 Hurontario St.
Collingwood
buttergallery.ca

BUILDER of CUSTOM HOMES & SPACES

UPSTREAM CONSTRUCTION

www.upstreamconstructioninc.com



Now building in
Trail Woods, Thornbury



416-271-4488

FEELING BLUE

5+ REASONS TO LOVE NAVY

BY YANIC SIMARD



Wondering why navy blue is such a perennial favourite? There are more reasons to love it now than ever (trust me, it will fit in perfectly with your dream 2018 colour schemes), but for now here are my top five, along with many great ways to use this true-blue hue in your own home.

1 Navy is Versatile. Navy is a rich hue and a steadfast neutral at the same time, which makes it a savvy colour choice for those who are weary of simple grey – it will cooperate with other hues, but brings a little personality of its own. Also, while navy will never be the “new black,” it is a great stand-in for pitch shades, which can sometimes feel a little harsh against the cheerful colours that are popular today, like soft pinks and leaf greens.

Try This: Use navy blue for investment pieces that you want to endure through years of colour trends, like a great sofa – it can mix with changing accent hues, so you can evolve your look over time. It’s also a great colour to use tone-on-tone, so if you aren’t colour-confident, feel free to partner navy with diverse blue shades for a foolproof scheme.



GRESHAM HOUSE: Shelter Sofa with Tuxedo Arm

2 Navy is Liveable. I find clients are often a little shy about using a dark colour on the walls. Some crave the dramatic look, but are scared it won’t feel liveable. However, dark navy shades feel as natural as the dusk skyline, so they won’t grow tiresome – just make sure to include some visual breaks with light accents like white door trim, breezy curtains, pale upholstery and art.

Try this: Whether you have a colourful palette that needs a calming hue to tie elements together, or want to add drama to a neutral palette, try a rich navy paint like Benjamin Moore’s Delft from their new Century Collection, in an au courant matte finish. For a subtler, greyed-out shade, try Celestine Blue, which is a bit off-navy but brings a similar regal air. *Continued on page 62*



Photo: Courtesy of Benjamin Moore.
Wall Colour: Cobalt.



INTERIOR DECORATING
& DESIGN

SPACE PLANNING

CUSTOM LIGHTING
& FURNITURE

KITCHEN & BATH DESIGN

RE-UPHOLSTERY & DRAPERY

705 444 8330

51 Hurontario Street
Collingwood

farrowarcarodesign.ca



**TRY MIXING DIFFERING BLUE SHADES
– ESPECIALLY IN RICH MATERIALS
LIKE NAVY LEATHER.**



Custom kitchens,
cabinets & millwork

Individually designed
to meet your needs

Quality design, manufacturing
& installation

**We have MOVED
to Clarksburg!**

827470 Grey Road 40
The Blue Mountains

Follow us on our Facebook
page for more details.

www.southgatecabinets.com

1-866-929-9933

3 Navy is Architectural. Looking for a way to accent architectural elements? Navy makes a perfect pop colour for doors, kitchen cabinets, niches or high ceilings – it calls a bit of attention to such features but lets your other accents be the true star.

Try this: Paint a cool half-wall treatment (all over or just an accent wall) up to about 54 inches, and leave the upper half white or off-white. Use this line or a bit higher as a centre point for some framed photos, to break up the look a little more. Now you've got an architectural look that retains an open and breezy eyeline, so the space feels enriched but not overwhelmed.



WEST ELM:
Rauschenberg
Scoop-Back Chair



FIRECLAY TILE: Abyss Glazed Thin Brick



SURYA: Cotton Velvet
Pillow in Navy



FOR A SOPHISTICATED SCHEME, ADD NAVY ELEMENTS IN INTERESTING TEXTURES.

JAIPUR LIVING: Gramercy By Kate Spade
New York in Dark Navy Leopard Ikate

4 Navy is Textural. Well, to be fair, this one isn't exactly true – navy as a colour can't add any texture to a space. BUT, it is great for playing up the texture of surfaces it's used on. From polished backsplash tiles to rugged stair runners, the demure nature of navy helps bring the textures of a surface to life – especially since its murky depths will set off glossy highlights.

Try this: For a sophisticated scheme, add navy elements in interesting textures such as glossy subway tiles, velvet cushions or draperies, woolen throw blankets, lacquered bentwood chairs, sumptuous leathers, sisal carpets and expressive contemporary paintings.

BLUR THE COLOUR LINES WITH AN "OFF-NAVY," LIKE THIS MYSTERIOUS PURPLE-BLUE SHADE.




Photo: Courtesy of Benjamin Moore.
Wall Colour: Thistle.

5 Navy is Mysterious. It's almost 2018, why limit yourself to a strict, pure navy hue? Nebulous, space-inspired hues are huge right now – rich purple Shadow is even Benjamin Moore's current Colour of the Year – so consider using a warm off-navy indigo shade for even more inky interest.

Try this: Use a crossover blue-purple shade like Benjamin Moore's Thistle or Larkspur Seed to create a mysterious air in an intimate space (like a dining room or den), and let your guests debate whether it reminds them of blackberries or lilacs. **OH**



Larkspur Seed

Thistle

complete financial advice



At Assante Wealth Management, we understand that your financial situation is unique. From investment, tax and estate planning to your retirement, Assante provides complete financial advice. Contact us today, and be well-advised.



Dean Taylor BA, CPA, CMA
Senior Financial Advisor
Assante Capital Management Ltd.
2 Huron Street, PO Box 361
Collingwood ON L9Y 3Z7
705-444-1457
dtaylor@assante.com

Look for our new location opening in November beside the new Crow Bar!

Assante Capital Management Ltd. is a member of the Canadian Investor Protection Fund and is registered with the Investment Industry Regulatory Organization of Canada.



416.944.2898
brad@abbottdesign.ca
www.abbottdesign.ca

Happy Holidays

KRISTINE LOFT
BES BAA MCIP RPP
Principal
LoffPlanning.com
705.446.1168 Land Use Planning | Project Management

Fresh Design

custom interiors • upholstery & slipcovers
drapery & blinds • bedding • toss cushions
designer fabrics • custom furniture

705 446 6552
freshdesign@rogers.com
freshdesigninteriors.ca

Find us on Facebook

PLANK TREES

STORY EMIL MAKKAR & GINA MAKKAR
PHOTOGRAPHY JASON HARTOG

It's beginning to look a lot like winter.

These wood trees are a nature-inspired addition to your seasonal décor. Dress up your front porch or keep them indoors. Add twinkle lights or garland to incorporate them into your festive designs.

For this project, we used pine boards. Want something more rustic? Make them from pallets or reclaimed wood. We produced a 3-plank tree, a 4-plank tree and a 5-plank tree. Add layers to make your trees as large as you like!

Continued on page 66

2017 MARKET SNAPSHOT - 3rd QUARTER IN REVIEW

For residential single family homes and condos, the WESTERN DISTRICT of Southern Georgian Bay slowed down from the over one year trend of a Sellers' market copying what's happening in the GTA. This is despite continuing near record lows in available inventory. Five years ago, we needed over 12 months to sell all listed inventory, Q3 2016 it was 2 months, but currently we are back up to 3 months. Values have fallen about 25% for residential transactions over Q3 2016 but still outpace values of 2015.

The average price for a home is currently \$475,333, up from \$373,000 a year ago. The majority of sales remained in the \$400,000 to \$500,000 price range but 2 sales went over \$3M! While slower than the frenzy of early Spring, due to low inventory market value continues to be a moving target, and if Realtors & Buyers deem a property to be realistically priced, it will still sell quickly at close to, if not over, its asking price.

We continue to focus where we specialize – residential single-family homes and condos in the WESTERN DISTRICT of Southern Georgian Bay, in particular The Blue Mountains, Collingwood and the areas of Clearview near Collingwood and Blue.

MARKET INSIGHTS

- We saw the first interest rate hike in seven years in July and again in September.
- Ontario gov't has created two new regulatory bodies for "consumer protection" in condo management.
- Construction sector has seen its largest gain in four years.
- The GTA is expected to grow by 2.9 Million people over the next 25 years.
- Municipalities are considering the conversion of golf course land to housing – the issue – reduction of green space versus housing needs.
- Canadians are richer than ever thanks to real estate values and the rising stock market.

- Jury is still out on whether the Foreign Buyers' tax has adversely affected our area – and it applies to Simcoe County (Collingwood) but not Grey County (Blue Mountains).
- Housing starts are expected to slow in 2018 by approximately 1%.
- Projected housing resales are expected to remain flat.
- Pricing in our area has stabilized to October 2016 pricing but that still represents a 19% increase over 2015.

HIGHS, LOWS & SPECIFICS

COLLINGWOOD:

- The high sale of Q3 was a post and beam home in Mountain View Estates for \$1,565,000. Worth noting are two waterfront sales hitting the \$1,000,000 mark – one East end waterfront home and a Lighthouse Point waterfront condo.
- The low sale was a 1 bedroom condo in Cranberry for \$173,600.
- Average price for a single family home is currently \$504,251.

THE BLUE MOUNTAINS:

- The high sale of Q3 was a 7,500 square foot stone chalet on Arrowhead Road at \$3,350,000. Another sale worth noting was a post and beam country estate with almost 300 acres sold for \$3,097,345 on 6th Line outside of Thornbury.
- The low sale was an oversized bachelor condo in the Grand Georgian at \$122,000.
- Average price for a single family home is currently \$803,647.

CLEARVIEW (Nottawa & Nottawasaga districts):

- The high sale of Q3 was in Collingwoodlands – custom stone home on 2.8 acres with 7,500 square feet of finished space – \$2,325,000
- The low sale was a single family home in Nottawa at \$260,500.
- Average price for a single family home is currently \$548,9550.

NEW TO THE AREA:

- New Mexican restaurant – Camino – opening soon in the Village at Blue.
- New Indian cuisine – Coriander Kitchen Take Out - in the Rogers Plaza.
- The Potato Factory – new casual dining restaurant on Hurontario beside Beckers Shoes.
- Stonebrook Developments is introducing MONACO condominiums – a new development plan for the corner of Hume and Hurontario Streets – contact us for more information on this project.
- Straw Hat Restoration is proposing a new housing project in the south end of Collingwood west of Hurontario. The concept is called a "Pocket Neighbourhood" – a small infill development with homes arranged around a commons – still subject to Town approval.

For a detailed analysis of the property you wish to sell or buy, please contact us at your convenience. We are here to help you make an informed decision and to SAVE YOU TIME!



Jane Moysey, Broker – (705) 888-1982 jane@janemoysey.com

Lorraine McDonald, Sales Representative – (705) 444-4216 lorrainemcdonald@royallepage.ca

Note: These statistics are compiled using data from the MLS system of the Southern Georgian Bay Association of Realtors and are believed to be reliable.

www.janeandlorraine.ca

projects

MATERIALS:

- For the trees: Three 1x5x8 boards
- For the trunks: Three 1x3x4 boards
- Measuring tape
- Pencil to mark cuts
- Mitre saw
- 120-grit sandpaper
- Wood stain in one or more shades (we used Minwax Early American, Old Grey and Dark Walnut)
- Stain brushes
- Wood glue (we used Lepage)
- Screwdriver or power drill with screwdriver bit
- 1-inch wood screws

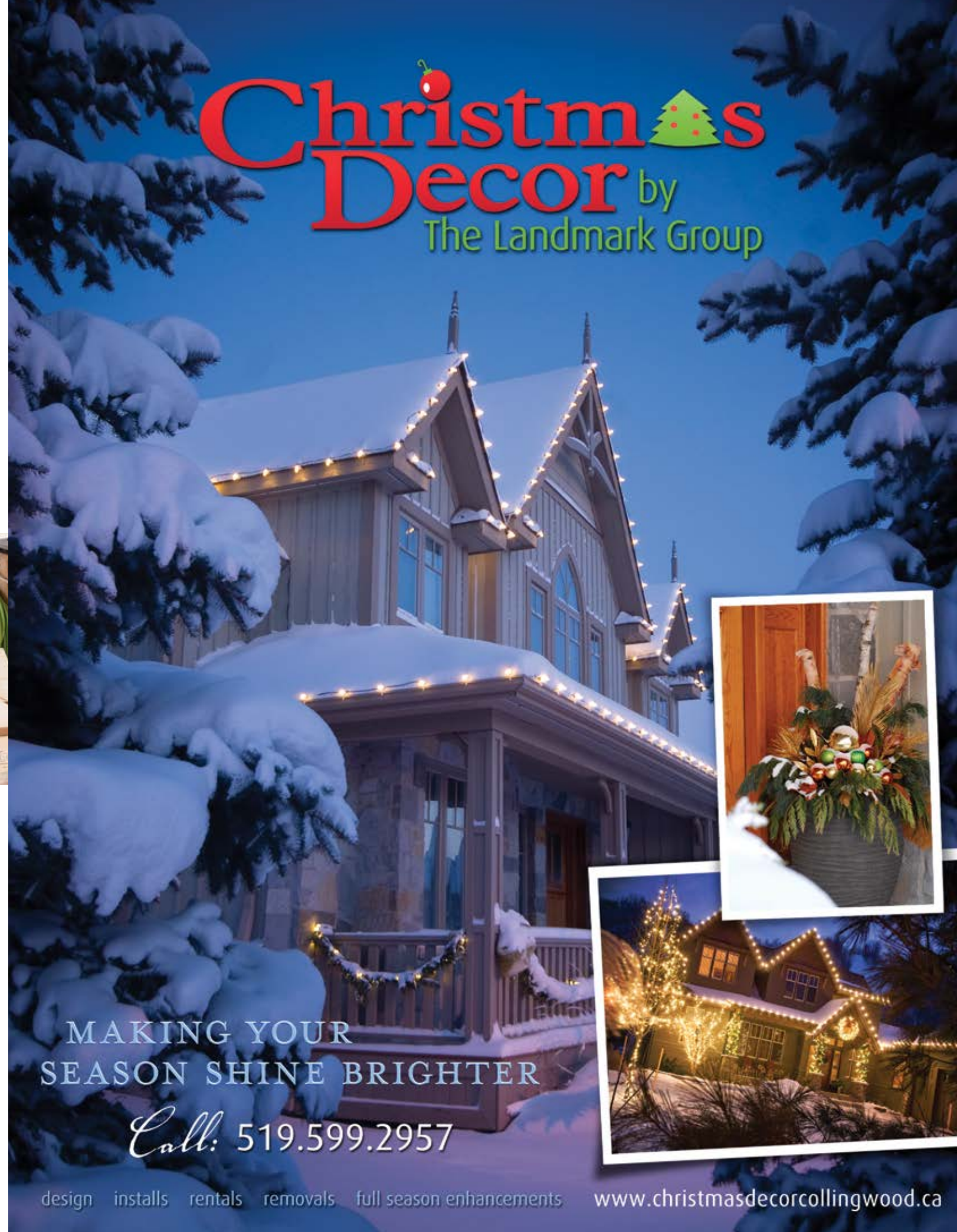


HOW-TO:

- Set your mitre saw to 30 degrees.
- Cut the triangle for the treetop by mitre-cutting the end of one board, flipping the board and cutting the third side of the triangle.
- To cut the plank below the treetop, line your board up against the triangle and mark one inch on either end to offset your miter cut and create the desired layer effect.
- For cutting subsequent layers, offset the board up against the preceding cut piece so that the layered tree effect will remain uniform.
- Mock up one tree, measure its total height, add 2 to 3 inches and cut a tree trunk to that length. Repeat for all trunks.
- Sand any rough edges of your pieces.
- Stain your tree and trunk pieces and let dry. We mocked up our trees to know which shades we wanted on each layer.
- Once dry, apply a bead of wood glue to the trunk. Line up your tree layers and press them gently to the trunk to adhere. Extend the trunk at least 4 inches below the bottom layer to create a good-sized trunk.
- Once dry, turn over and fasten 1-inch wood screws through the trunk to the back of each plank. **OH**



Christmas Decor by The Landmark Group



MAKING YOUR
SEASON SHINE BRIGHTER

Call: 519.599.2957

design installs rentals removals full season enhancements

www.christmasdecorcollingwood.ca

have yourself a SCANDI-STYLE CHRISTMAS

STORY **MELANIE REKOLA**
PHOTOGRAPHY **TARA CHATTELL**



Looking to simplify
your holiday style?

A minimalist Scandinavian style Christmas may be just the kind of uncomplicated holiday décor you are craving. Quiet your mind and transform your home into a chic winter wonderland without the Christmas chaos!

Nordic peoples know firsthand what a real winter is, making Scandi-style a natural fit for gorgeous Yuletide décor. It is rustic, minimalist and cosy all at the same time. Natural woods, a black-and-white colour scheme and handmade ornamentation provide the framework for a straightforward and inviting holiday home.

THE TREE

Initially, during the Winter Solstice, Norse pagans would bring entire evergreen trees into their homes to celebrate and sacrifice to the god Jul (now recognized as “Yule”). These massive evergreens were called Yule trees and it was believed that the spirits of the trees would bless the home’s inhabitants and provide mystical protection from night-faring spirits during those darkest of days.

The current Scandi-style Christmas tree is humble by comparison. A modest evergreen simply placed in a woven basket or other unassuming vessel is all that’s needed! Better yet, choose a few different sized trees, then group or smatter throughout your home for extra holiday allure (and possibly some additional mystical protection). There is a freshness found in the bare, standalone branches or add in just a few simple ornaments for hints of embellishment. Below the tree, instead of a typical tree skirt, place a faux fur rug or woolen mat. Add a few more woolly throws throughout your home for further cosiness. You’ll be surprised how much warmth these can add to a space.

Continued on page 70

13 forty.com
**LANDSCAPE
SUPPLIES**
519.599.1340
 827470 Grey Road 40, Clarksburg
 We Deliver
Commercial & Residential

**soil
mulch
aggregates
natural
stone**

Design | Build | Renovate
Commercial | Residential

Custom Contracting Inc.
Serving Southern Georgian Bay
 705 888 3571
gjcustomcontracting.ca

COLLINGWOOD | AURORA

Interior Design Made Easy

FULL SERVICE INTERIOR DESIGN & RENOVATIONS
HOME STAGING & SEASONAL STYLING
FREE CONSULTS

905-751-6325
BSWDESIGN.CA

Why did your REALTOR® invest in the
SentiLock electronic lockbox system?

- Because top security for your home is our top priority.
- To track who entered your property and when.
- To ensure privacy by enabling you to block entry to your home.
- So that other REALTORS® can easily show your property.
- To ensure quick showing feedback.

Another reason to
use a *Local* REALTOR®!

SentriLock
Smart Lock. Smart App. Smart Card. Smart Choice.
 SentriLock.com

decorating

THE TRIMMINGS

Anything found in the forest (and sometimes your own backyard) lends well to Nordic style. Let nature be your inspiration! An artfully placed stack of logs, a set of plain vine wreaths or a wooden bowl filled with pine cones all fit in seamlessly. A single windswept branch with a few berries placed on the fireplace mantel may be all that's necessary as minimalist is the motto for classic Northern flavour.

THE TEXTURES

Handmade decorations and gift-wrappings made of natural materials such as fabrics, paper and jute offer the subtle textures required for any well designed composition. Simple cutouts of stars, snowflakes and hearts are classic shapes associated with Scandinavian flair. These can be used in lieu of a table runner, as gift tags or hanging ornaments. For the more adventurous sorts, 3D snowflakes can have just as many variations as do the natural ones. Fun to create and captivating when grouped and hung from a chandelier, these can be tied to a gift or anywhere else you need a bit of joy.



Hearts are a Scandinavian favourite.

THE TABLE

A festive table comprised of a limited colour palette allows for appreciation of form and lets the all-important meal take centre stage. Layer on the whites, from linens to tableware, to achieve a gorgeous monochromatic effect. Tie a spruce twig with simple ring of twine to create the perfect rustic napkin ring, adding a hint of holiday without going over the top. Plate garnishes made of evergreens are the perfect accessory as spruce, pine and cedar are all edible. Let your imagination run wild! Don't neglect the kitchen either as family often flocks here. Display your baking triumphs alongside their pretty forms and the cookie cutters, too. Finish off both areas with lots and lots of plain white taper candles in various sizes for a magical celebratory feel.

Growing up, my relatives would often joke that "everyone knows Santa Claus comes from Finland." Given my Finnish heritage I experienced this holiday style and subsequent traditions first-hand and well before its current popularity. Yet over time I still succumbed to the glittery charms of Xmas and collected a multitude of plastic ornaments and greeneries. But as so often happens, priorities change and life comes back full circle (along with some major recycling). Back to my roots, I have again found my forever holiday style of choice. **OH**



Riverside Greenhouses
Winter Arrangements

10" to 18" Urn Inserts
Decorated Wreaths
24" Window Boxes
12" Willow Cone Hanging Baskets
Kissing Balls
Table Centrepieces

Customized to your Style and Colours
Browse our website for inspiration and place your order online
Pick up or Delivery Available

519-599-3533
www.riversidegreenhouses.ca
riversidegreenhouses@gmail.com
YOUR CONTAINER GARDEN SPECIALISTS

niche
UNIQUE HOME DECOR & GIFTS
MUST SEE..... SMART FURNITURE
niche EXCLUSIVE
45 BRUCE ST. S., THORNBURY 226-665-0135

NORTHLAND
WOOD PRODUCTS

Our NEW custom prefinished engineered or solid hardwood floors are perfect for any project that demands a floor with a durable finish. We can customize the colour to suit your needs.

NORTHLAND
CUSTOM FLOORING INC.
"You are walking on our reputation"

Info@NorthlandCustomFlooring.ca
NorthlandCustomFlooring.ca
705.429.7543
705.333.1509

IMAGINE.
DESIGN.
CONSTRUCT.
CUSTOM BUILDING

Brett Lennox - 705.441.2787
Adam Fulford - 705.351.2506
IDConstruct.ca



CREATE A LEGACY

STORY **SARA MARTIN** | PHOTOGRAPHY **BONNIE FOX**

THE PLACE: A shoemaker’s shop that was built in the early 1900s in Creemore now houses husband-and-wife team Pierre Armengol and Laurie Severn’s duo of home and lifestyle stores, **Heirloom 142** and **Lagom 142**. The 142 is a nod to the history of the building on Mill Street and all the businesses that have been housed here over the years. The importance of history is the foundation

of much that inspires Pierre and Laurie. From the moment they met in Paris, fell in love and married, they both dreamed of having their own business and they did just that in the tiny European principality of Andorra, between France and Spain, where for many years they had two shops. Canada beckoned and they travelled Ontario to find the perfect location for their shop – Creemore ticked all the boxes.



THE STYLE: Multiple rooms take you on a journey of inspiration where you’ll find antiques, textiles, pottery, art, paints and spaces for workshops and classes. You’re invited to spend time exploring. The latest addition – Lagom 142 – is a boutique with a range of home décor and lifestyle goods inspired by Scandinavia.

THE WARES: Pierre and Laurie have sourced an ever-changing selection of inspirational local artisan jewelry, handbags and Canadian art. Beautiful hand-carved antique dough bowls and soy wax candles with natural fragrances will give a sense of cosiness during the long



winter months. You’ll find vintage items looking for a new home, so their history can live on and become an heirloom for a new generation, intermingled with modern items that add to the story you would like to create. With three varieties of furniture paint available, Fusion Mineral Paint, Miss Mustard Seed Milk Paint and Homestead House Milk Paint, Heirloom 142 offers workshops that can help you create your own heritage pieces.



WHAT’S HOT: Don’t miss the black Romanian pottery, house-designed-Creemore-made dinnerware, wonderful antique cupboards, woolen mittens and socks in traditional Swedish folk patterns or linens that are sourced from Europe offered in pillows, napkins and table runners.

WHERE: 142 Mill St., Creemore
705.520.0142 | heirloom142.com **OH**



SUMMERHILL™

Coastal Collection™

Cambria Quartz Surfaces

INSPIRED BY THE RICH AND TIMELESS BEAUTY
OF THE LEGENDARY LAND OF WALES.

Don't Dream too fast... take a stroll and explore.



Summerhill
Coastal Collection

CAMBRIA
SLAB GALLERY

*elegant*solutions
Custom Cambria Quartz Surfaces


Come and visit the Slab Gallery...



Discover Stunning Designs
& Experience the Movement of
Over 50 Cambria Quartz Slabs.

By Appointment Only

Elegant-Solutions.ca | 855-797-0114



DECK THE HALLS

Sixteen local design professionals reveal their inspirations, holiday traditions and a few of their favourite things.

PHOTOGRAPHY **BONNIE FOX**

MISSY SHARP

Missy Sharp Interior Design

Inspiration on Instagram: I love @michael_adamson_studio's abstract paintings and @intdeshomes.

Favourite room: Honestly, I love them all. From busy family rooms, to serene bedrooms, even the hall and laundry room – bringing creativity and flair to any space is extremely satisfying.

Favourite local hotspot: Art galleries in the Tremont Studios: I follow several artists there and love to just drop in and see what is new. Gibson & Company: Great multi-generational meeting place!

Five words to describe your holiday season: Family. Friends. Food. Fire. Fresh (air, energy, ideas, etc.). And lots of skiing.



MARINA FARROW & KATHERINE ARCARO

F.A.D. Inc.

Favourite artist: Marina: Historically, Caravaggio (1571-1610). In present day, Mr. Brainwash's inspiring pop art.

Design project you would like to tackle at home: Katherine: My daughter's bedroom! She is happy with it but I would like to do something different.

Holiday tree: Marina: December 1st, we go to the pop-up spot at First Street and Old Mountain Road. They are always the first to open and I like the tree to be up for the whole month of December.

Favourite colours: Katherine: Mauve, white and grey. And I love red and green!

Continued on page 78





JODY DECOSTE

The Painterie

Inspirations: Seeing a “diamond in the rough” gets my creativity going, picturing what I can do to that item to make it a thing of beauty.

Favourite holiday heirloom: Growing up I had one of those porcelain Christmas trees that had little electric lights inside of it. It was broken at some point. A number of years ago I came upon one in my travels and the memories of my grandfather came flooding back; I bought it and now every Christmas I bring it out, and I am back in my grandparents’ home that was full of joy, love and laughter.

Favourite local suppliers: Reuse stores, thrift stores and antique yard sales.

Five words to describe your style: Cabin modern. Colourful. Creative and bohemian!

MIA WALKER

Alair Homes Collingwood

Inspirations: All the strong, motivated and entrepreneurial women in my life. I have always been interested in the concept of fragmentation and with ideas of abstraction – where our collaborations with other creative industries provide us with an opportunity to express our ideas through different scales. A brilliant design will always benefit from the input of others.

Favourite holiday heirloom: We’ve had these little wooden push-up collapsible figurines since childhood and we continue to collect them every year!

Favourite local suppliers: Loft Gallery Inc. in Thornbury. I get so inspired by the life, colours and imagination the art provides. Nowadays, there is a lot of fluidity between art, architecture and fashion – a lot more cross-pollination within the disciplines – that collaborate in a very contributing way.



BRITTANY STEPTOE WRIGHT

BSW Design

Favourites on Instagram: @lizmariegalvan, her style is very cottage chic and rustic; @kristywick, she is classic and elegant and has the cutest little pup, and of course @jillian.harris because she’s Canadian and her stories are hilarious and super real.

Favourite room: Our hotel room at Dalhousie Castle in Scotland. It had floor-to-ceiling doors opening onto a turret balcony and plaid bed hangings. It was fabulously outrageous but classic at the same time. It may also have made me feel like royalty.

Favourite local hotspots: In summer, The Beaver Valley Cidery. In winter, The Dam Pub in Thornbury.

One word to describe your holiday season: Gezellige – the Dutch word meaning all the warm, happy, sparkly, cosy, tickle-your-soul feelings of the holidays.

JESS WILKINS

Naked Designs

Inspiration: New York’s Hudson Furniture is a huge inspiration of mine. Founder Barlas Bavlur started the company, like myself, solely based off a love of art, design and architecture. He creates stunning live-edge furniture with subtle accents of steel, glass and concrete resulting in modern yet elegant pieces.

Holiday tradition: Spending every holiday together as a family, wherever that may be. One year we may be in Bermuda celebrating Easter in our bikinis and the next in long johns in Whistler, B.C. The tradition seems to be constant change, keeping everyone on their toes.

Favourite local supplier: The local sawmill. I can truly say I enjoy sorting through the large hardwoods looking for the perfect piece to complete a design, further getting inspired by each and every slab!

Continued on page 80





CINDY McMULLIN

Décor Design

Favourite design artist: Sarah Richardson.

Years ago I remember my mother saying to me, “Do you ever watch this young girl on TV? She’s just like you!” That was a wonderful compliment!

Design project you would like to tackle

at home: Our master bathroom. Back in 1998 when we built our home, corner whirlpool tubs and one-unit shower stalls were popular. It’s time for an update! I’m looking forward to designing a spa-style bathroom with a vessel tub and a walk-in tiled shower with some bells and whistles.

Favourite colours: I love neutrals. The “greige” tones, along with whites, silver and gold, are all timeless shades. Best of all, when using these shades you can add a splash of colour by season just by adding cushions, throws and a picture.



SHARON ALLAN

Van Allan Design Centre

Inspiration: Ralph Lauren. His timeless designs incorporate their locational quirks – his world-renowned collection of Native American blankets has provided the design base for many a ski lodge.

Favourite holiday family heirloom: Who doesn’t love sitting down to dinner with fine china, silver and linen? We use the good stuff for every Sunday dinner because life is too short not to. And I will admit to putting the family cutlery (it is just silver-plated) in the dishwasher and love that the Rosenthal china can go there too.

Favourite local suppliers: We try to access Canadian suppliers for the most part and like to partner with local artisans. Brenda at Mumba is someone who deserves a shout out and comes to mind.

Continued on page 82

Personalized to Perfection Exclusively at Di Pietra Design



... Ask about our
Ultra compact
marble series!

DPD
DI PIETRA DESIGN
COUNTER TOPS

705.727.0096 | 672 Welham Rd - Barrie | www.dpd360.com





HERMA VEGTER-PETRIE

Lëuk

Favourite artists: Martha Sturdy, a wonderful Vancouver-based artist whose work is totally fabulous. Local potter Jan Fleming who does outstandingly different clay pieces.

Holiday tree: We love to go to an outdoor vendor at night with all the lights twinkling – hopefully it's snowing – to pick the biggest tree on the lot (which is mostly always too big).

Favourite colours: Oh, this is going to be hard... Thinking hard on this one... I would have to say, umm, maybe... white? Oh, maybe no... Yes, white! And maybe a little taupe and cream, but wait... when I step way out of the box... it's dark grey and maybe a soft white! I just can't help myself! White and every shade of white are just so soft, calm and clean... with such an opportunity to add so many things...



JO REDMAN

Redman Watson

Inspirations: The New York Five's Richard Meir and Robert A. M. Stern. Photographs that tell the story of a person's life, of architecture, love, family, nature. A playful attitude always inspired by my inner childhood wonder and creative mind.

Favourite holiday heirloom: No heirlooms, just family recipes that gather us around the holiday table. The holidays are about people, not things.

Favourite local suppliers or shops: Markets, antique shops. I do support many of the local interior design retailers but I also like finding things off the beaten path in little shops on my travels.

One word to describe your design style: Civile – the Italian word meaning understated elegance, classic, modern, timeless. My style, however, adapts to the client and what brings them joy in their space.

Continued on page 84

STERLING CUSTOM KITCHENS

Bringing your ideas to life...



CONCEPT | DESIGN | BUILD
sterlingcustomkitchens.com

705 888 4854
sterling@sterlingcustomkitchens.com

NOBLECRAFT INC

DESIGN . BUILD . RENOVATE



WWW.NOBLECRAFT.CA

CLARKSBURG ON

705.351.1344





SHERI COLES

Suite Envy

Inspiration: Sitting and flipping through beautiful books and glossy magazines with a steaming hot tea. I tend towards architectural influences over purely interior design.

Favourite room: It varies depending on mood. Rooms are capable of metamorphosis and that's why I love them as a canvas. A kitchen can be a bright boisterous hotbed of activity and deliciousness or it can be a quiet, calm place with a single dimmed light on after the house has gone to bed where one can sit and meditate on the day. My job is to understand how my clients will live in the rooms in their homes – in all their iterations – and create spaces that are fluid while still being beautiful and welcoming.

Five words to describe your holiday season: 28 Christmas trees last year!



CATHERINE STAPLES

Catherine Staples Interiors

Favourite artists: I enjoy the works of many local artists, including Michael Kilburn and Andrea Rinaldo.

Design project you would like to tackle at home: New lighting and hardware. It's an easy way to enhance and update your space.


Holiday tree: We usually get ours from Street's Flower Shop in Orillia.

Favourite colours: I like neutrals and earth tones.

Continued on page 86

THE TILE BAR & DESIGN CO.

DISCOUNT GRANITE PLUS



Granite Is A Luxury You Can Afford!

Discount Granite Plus
705.481.1236
756 Huronia Rd, Unit 1, Barrie

The Tile Bar & Design Co.
705.315.TILE
250 Bayview, Unit 3, Barrie



www.discountgraniteplus.ca • www.thetilebar.ca



Specializing in...

Kitchen Remodels

Bathroom Remodels

**Whole Home/Condo
Remodels and Updates**

**Experience with older homes
and legal income suites!**



www.sandkinteriors.ca
info@sandkinteriors.ca
705-441-1815



Bécor
Design

519-370-0770
decordesign.ca

- Interior Design
- Custom Window Fashions
- Hunter Douglas Blinds & Shutters
- Bedding, Furniture, Accessories
- Consultations



\$200 Rebate
when you purchase select† window shadings.

Bécor
Design

519-370-0770
decordesign.ca

- Interior Design
- Custom Window Fashions
- Hunter Douglas Blinds & Shutters
- Bedding, Furniture, Accessories
- Consultations

299 8th St E,
Owen Sound ON

HunterDouglas 




PAMELA FARROW
*Pamela Farrow Architectural
Technologist*

Inspiration: I curl up on a Sunday with the many great architectural and design magazines I receive. I rip, tear, file and save; a valuable tool in helping clients visualize options.


Favourite room: Picking a favourite room would be like picking a favourite child, impossible.

Favourite local hotspot: The Ravenna General Store is one of my favourite places to grab a quick and delicious bite. Furbelow's keeps me fashionable even when it involves work boots.

Three words to describe your holiday season: A miracle of marvelous mayhem.



Panoramic Red Cedar Barrel Sauna
Relax & Enjoy All Year Long




Shipped Directly to Your Home or Cottage.


Beds • Bunks • Dining Tables • Muskoka Chairs • Saunas
Bedding • Lighting • Decor • Pool Tables • Hammocks

E: info@logfurnitureandmore.ca • T: 800.557.0985 x 2
www.logfurnitureandmore.ca

Appeal to Your Senses
Music for Your Eyes



Frame a Memory



Georgian
Frame Gallery

172 Hurontario St.
Collingwood
705-445-4477



ROB HISEY
Rob Hisey & Co.

Favourites on Instagram: @sarahrichardson, @candiceolson and @nateberkus, to name a few.

Favourite room: A very well designed master bedroom/sitting room. A tranquil place after the hustle and roar of the day.

Favourite local hotspots: Along the water, with dinner and live music at the Boathouse in Midland, it takes me back to California. Also Blue Mountain Village, it takes me back to my favourite ski resort, Aspen.

Describe your holiday season: Family, fantastic food and goodies, the smell of holiday greens and the fireplace, holiday decorations. Giving back to deserving people, I use the holidays to pay it forward, especially in the grocery line.

Continued on page 88

EXCEPTIONAL CRAFTSMANSHIP
SUPERIOR RESULTS...EVERY TIME



CUSTOM BUILT HOMES | RENOVATIONS

VALLEYVIEW CONSTRUCTION
PAUL ROGERS | 519.599.3694 | paul.valleyview@gmail.com | www.valleyviewconstruction.com

since 1980



LINDSAY HERBERT

Baywood Designs

Favourite artist: Annie Sloan. Annie's unique and quirky style and sense of colour have been so inspiring for me as an artist and designer. My love for colour is stronger than ever, thanks to her... so long boring beige and greige.

Design project you would like to tackle at home: The attic! It's tricky finding the time to work on personal projects, but it's been something I look forward to creating with my eight-year-old daughter.

Favourite colours: I love all colours, but the ones that speak to me most are brighter and richer like red, navy blue and emerald green. On the softer side it would be duck egg blue and pale yellow.

IRONWORKS

art
inspiration
education



Metal Art Sculptures



Wine Women & Welding

Bring a group to our most popular hands-on workshop. No experience necessary, just a sense of adventure! This four hour workshop for \$75 (+ tax) is a great way to have fun and work with tools to create your own piece of metal art. Pre-registration is required!

Corporate
Team Building
Workshops



Michael Pocock | 519-599-1066

ironworksartscentre.com

Create a warm welcome
with outdoor lighting.



ELECTRICAL
RESIDENTIAL • COMMERCIAL



For all your indoor
& outdoor electrical needs
705-446-1407
75 Sandford Fleming Dr, Unit C
Collingwood, ON

ESA Authorized Contractor • ACP Certified for Residential & Commercial



ANDREA RINALDO & SUZANNE STEEVES

Butter Gallery

Inspiration on Instagram: @tonicliving

Favourite room: The living room/kitchen.

Favourite local hotspot: Butter Gallery!

Three words to describe your holiday season: Family coming together. OH



excavating services • septic system installations
professional electrical contracting
trucking and hauling

Servicing the entire South Georgian Bay area!



75 Sandford Fleming Rd, Collingwood
705-446-1407

BUY DIRECT FROM THE SAWMILL!



■ BUYER OF STANDING TIMBER
■ ALL DECKING MATERIALS
■ BOARD & BATTEN ■ POST & BEAM
■ WHITE PINE FLOORING ■ T&G SIDING

High Quality: White Pine, Red Pine, Cedar, Hemlock
1" Boards - 2" Dimension; 4" and 6" Squares

CALL FOR QUOTE

MOGGIE VALLEY TIMBER INC.

684063 Sideroad 30, Holland Centre, ON

519-794-0018

moggievalley@gmail.com

Mon - Thurs - 7:30am to 5:30pm

Friday - 7:30am to 12:30pm

SEE OUR DIRECTORY FOR ALL
CONTACT INFORMATION.

STORY **ANNE TAIT**
PHOTOGRAPHY **SANDY MACKAY**

truly TRANSITIONAL

*A MOVE TO CREEMORE
WAS JUST ONE OF
MANY TRANSITIONS
FOR A NEWLY RETIRED
OAKVILLE COUPLE.*

As recent empty nesters, talk had begun of winding down their demanding careers and finding a quieter community. Five years ago, the avid long-distance runners signed up for a running event that would take them north of Toronto. On the weekend of the race, they discovered Creemore, with its rolling countryside, picturesque main street, Creemore Springs brewery, excellent restaurants and active local community. They couldn't believe how it checked off all the boxes of what they would be looking for in their retirement.

They couldn't help but periodically scan real estate listings in the area. They spotted a two-acre property tucked into the Creemore hillside. On touring the home, they loved all the natural light but it didn't have the modern space they envisioned for themselves. It was the right location and community for them, so they agreed that if they could find a local renovator to update the home within their budget, they would put in an offer. A thorough search led them to **Kevin and Laurie Blair** of **Alair Homes Collingwood**, who would help them do just that. *Continued on page 92*



Barn beams give a focal point to the high ceiling in the kitchen, where black teardrop pendant lights cast interesting patterns through the pierced metal. **OPPOSITE, TOP:** A sitting area between the foyer and the kitchen introduces the owner's heirloom needlepoint furniture. An expansive green arrangement from Flowers by Ms. Design complements the setting. **BOTTOM:** Kevin and Laurie Blair of Alair Homes Collingwood stand where the foyer's dark tile floor transitions into hardwood and a barn board accent wall contrasts an heirloom storage chest.



“The success of any project directly reflects on the clients,” says Kevin. “The Alair model caters to people who are involved every step of the way – and this couple fit that bill.” With a design plan in place, Alair dissected the project, identified required local trades, established fixed prices, then built and executed the schedule.

Signing off on each component of the project, the homeowners felt in control. “Alair’s structured company model and transparency were appealing,” they add. “It assured us of no surprises.”

Taking possession in July 2016, the couple camped out in the basement as work started overhead. “I don’t know how they did it,” recalls Kevin. “But they had lived through renovations before, and even brought coffee to the trades.”

By mid-December, the newly transformed space was ready for a special family Christmas. “Working with Kevin and Alair was an incredible experience,” the couple adds. “Every trade sourced was a pleasure to deal with and delivered excellent quality and value.”

To pull together the architectural and interior design elements, the couple called on Patricia deRonde of deRonde Interior Design. The designer worked with each supplier to ensure the homeowner’s vision was met. Cherished furniture, including twin beds from a childhood room, Norwegian artwork and family heirlooms were all incorporated into the plan. With each item measured, Patricia created spaces to expressly fit their existing furniture. *Continued on page 94*



Six glass lanterns hang in the dining room as a contemporary counterpart to the carved classical table. Place settings are resplendent with a seasonal centerpiece. **OPPOSITE, TOP LEFT:** The owners enjoyed Creemore Springs beer so much, they had a tap installed in the kitchen counter. **TOP RIGHT:** The owner’s curated collection of vases is displayed in the upper, glass-front cabinets of the kitchen. **BOTTOM:** Not only has this 10-foot island hosted many gatherings, the natural Cambria quartz is ideal for pie preparation as it maintains a consistent temperature for rolling pastry.



ABOVE: An existing brick fireplace was given an update with grey paint and a reclaimed beam mantel. **RIGHT:** The comfortable living room connects to the kitchen, dining room, foyer and backyard.



This five-bedroom, three-bathroom, bungalow-style home is all about hosting family and friends, blending traditional furnishings into a contemporary space in a true transitional style. A sauna, sunroom with hot tub, two wood-burning fireplaces and whole-home sound and technology system all contribute to the calming effect. The rear-facing master bedroom allows easy access to a private outdoor living space. All bedding and linens from **Victorian Values** in Creemore welcome guests with the promise of luxury and comfort.

The kitchen is the hub of the home. A crowd-friendly 10-foot natural quartz island, installed by **Elegant Solutions/Cambria**, was christened during a Cambria-hosted kitchen party for the homeowners and 22 friends. Quartz, gold-speckled laundry room countertops are also by Cambria. Custom taupe cabinets were used in both rooms with dark panelled cabinets and a wooden range hood complementing the striking kitchen stone. The kitchen, laundry room and master closet were all done by **Infinite Design Interiors**. Exposed barn beams from **AG Designs Co.** add drama, while a wine fridge and in-counter Creemore Springs beer taps from **Macdonald's BrandSource Home Furnishings** add fun and function.

Continued on page 96

RIGHT: A pebble backsplash stretches across the master bath's floating contemporary double vanities. An antique chair and rustic towel ladder blend old and new together. **BELOW:** The owners carefully considered lighting throughout the home, in particular ensuring that each of them would be comfortable reading in their live-edge master bed.



A barn board feature wall contrasts with an antique wardrobe in the master walk-in closet.

home & renovator

A blending of grey neutral-tone floor surfaces creates the transition from room to room. Existing ash flooring was refinished by **Floorcrafters** with a grey wash. They also used charcoal slate flooring and quality vinyl wood plank flooring in all five bedrooms. Floorcrafters also installed kitchen and laundry room backsplashes and completed work in all three bathrooms, including floor and shower tiles, pebble backsplash, two large frameless glass shower enclosures, a large soaker tub and wall-to-wall mirrors.

Lighting, with room-to-room adjustment, was a focus for the homeowners. “We like to read at night and proper lighting is critical,” they explain. Eighty-eight recessed LED Lotus pot lights, some doubling as spotlights over artwork, serve this purpose. Thoughtfully selected unique pendant lights in the kitchen, dining room and bathrooms add to the overall aesthetic. All electrical work inside and out was done by **DB Electric**. *Continued on page 98*



LEFT: Benjamin Moore’s Lacey Pearl was used throughout the house and presents a soothing backdrop to this carved wood guest bedroom suite. **TOP:** A vessel tub in the main bathroom is topped with a trio of antique glass pendants that cast intriguing shadows on the ceiling. **ABOVE:** A powder room at the back of the home features a sink by Georgian Bay Custom Concrete as well as access to the sauna.



Profit From Our Experience!



1651 124 COUNTY RD.
5 bdrm., 5 bath, 4310 sq. ft. fin.
\$1,590,000



100 HOLDSHIP CRT.
5 bdrm., 3 bath, 3121 sq. ft. fin.
\$965,000



107 NORTHMOUNT CRES.
4 bdrm., 3 bath, 2247 sq. ft.
\$759,000



125 SNOWBRIDGE WAY
7 bdrm., 7 bath, 5920 sq. ft. fin.
\$1,795,000



7975 POPLAR SR
8 bdrm., 3.5 bath, 5159 sq. ft. fin.
\$1,590,000



7631 36/37 NOTTAWASAGA SR
3 bdrm., 2.5 bath 2100 sq. ft.
\$949,900



2295 SHORE LANE
• 3 bdrm., 2.5 bath, 1942 sq. ft.
• Executive custom built home
• Waterviews on quiet cul-de-sac
\$949,900



7 JUNIPER CRT.
• 12 bdrm., 6.5 bath, 8801 sq. ft. fin.
• On 0.85 acre w/views to Blue Mountain
• Upscale, quality finishes throughout
\$3,495,000



Contact us to expand your **BUYING** and **SELLING** power!

- | | | | | |
|---|---|--|---|---|
| Emma Baker
Broker
705.444.3989 | Sherry Rioux
Broker
705.443.2793 | Anne S. Young
Sales Representative
705.994.2566 | Jacki Binnie
Sales Representative
705.441.1071 | Almira Haupt
Rental Manager
705.445.7085 |
|---|---|--|---|---|



home & renovator

The staircase leading to two second-level bedrooms was softened with a runner from **Dean's Carpet One Floor & Home** and features custom stair rods by **Iron Butterfly Blacksmithing**.

Iron Butterfly also created iron closet rods, an exterior custom grate and vents as well as personalized gates that flank the driveway entrance. Large urns with plantings by **Marcy Stewart** of **Flowers by Ms. Design** welcome visitors at the driveway and front door and change seasonally. Marcy's floral arrangements also add to seasonal touches inside. *Continued on page 100*

RIGHT: Upstairs, a guest bedroom is tranquility at its best, tucked under the dormers. **BELOW:** Every bed in this home invites you to curl up in bedding from Victorian Values. This twin bed has extra meaning as it was passed on from the owner's childhood home. **BOTTOM RIGHT:** In Victorian times, rods like these by Iron Butterfly Blacksmithing were installed so that the runner on the stairs could be easily shifted up or down to even out the wear and fading of a carpet.



Canadian Manufacturer of Artisan Lighting,
Furniture and Metal Art
f

705.735.4414
740 Huronia Rd. Unit 8, Barrie, ON L4N 6C6
northerniron@bellnet.ca | www.northerniron.ca




simplycountry
CASUAL FURNITURE & HOME DECOR
www.simplycountryfurniture.ca
323 King St. Midland ON
705.526.7630
Ashley Furniture • Décor-Rest • Magnussen • ELRAN



Two Great Reasons to Visit Midland



We provide full delivery & set up!
Contact us for more information!
Open 7 Days A Week!


SIMPLY HOME
FURNISHINGS INC.
www.simplyhomefurnishings.com
900 King St. Unit B Midland ON
705.526.5678
Ashley Furniture • Brentwood • Palliser • Superstyle





Behind the home is a magnificent outdoor living and entertainment space, the work of Ian Grieve of Curbz Landscaping of Oakville. Ian (with family in Collingwood) and his team combined materials and patterns to create a custom stone patio to connect the cooking/bar area, outdoor cedar rain-head shower, lounge and dining spaces, fire pit and water feature.

The homeowners have definitely transitioned well into their new country home and community. “We are loving our new lifestyle and still run, snowshoe, walk, and do yoga.” Laughing, they add, “some of our friends weren’t so sure about our move to such a rural, tranquil setting – now they’re anxious to book their next visit!” **OH**

ABOVE: The design of the outdoor spaces are transitional as well. In the backyard, Curbz Landscaping created an outdoor kitchen and bar area on a textured stone patio, while the dining and lounge areas are done in smooth, large-format tiles. **RIGHT:** Flanking custom gates at the driveway entrance are impressive planters built by Home and Cottage Country Improvements with plantings by Flowers by Ms. Design.



EVOLUTION
custom building

CUSTOM HOMES | RENOVATIONS
ADDITIONS | PROJECT MANAGEMENT

EVAN REID
705.888.2417
EvolutionCustomBuilding.com

Kettlewells
FLORALS • VINTIQUES • ARCHITECTURAL SALVAGE

HOLIDAY OPEN HOUSE NOVEMBER 4th & 5th

OPEN Wednesday – Sunday 10am – 5pm

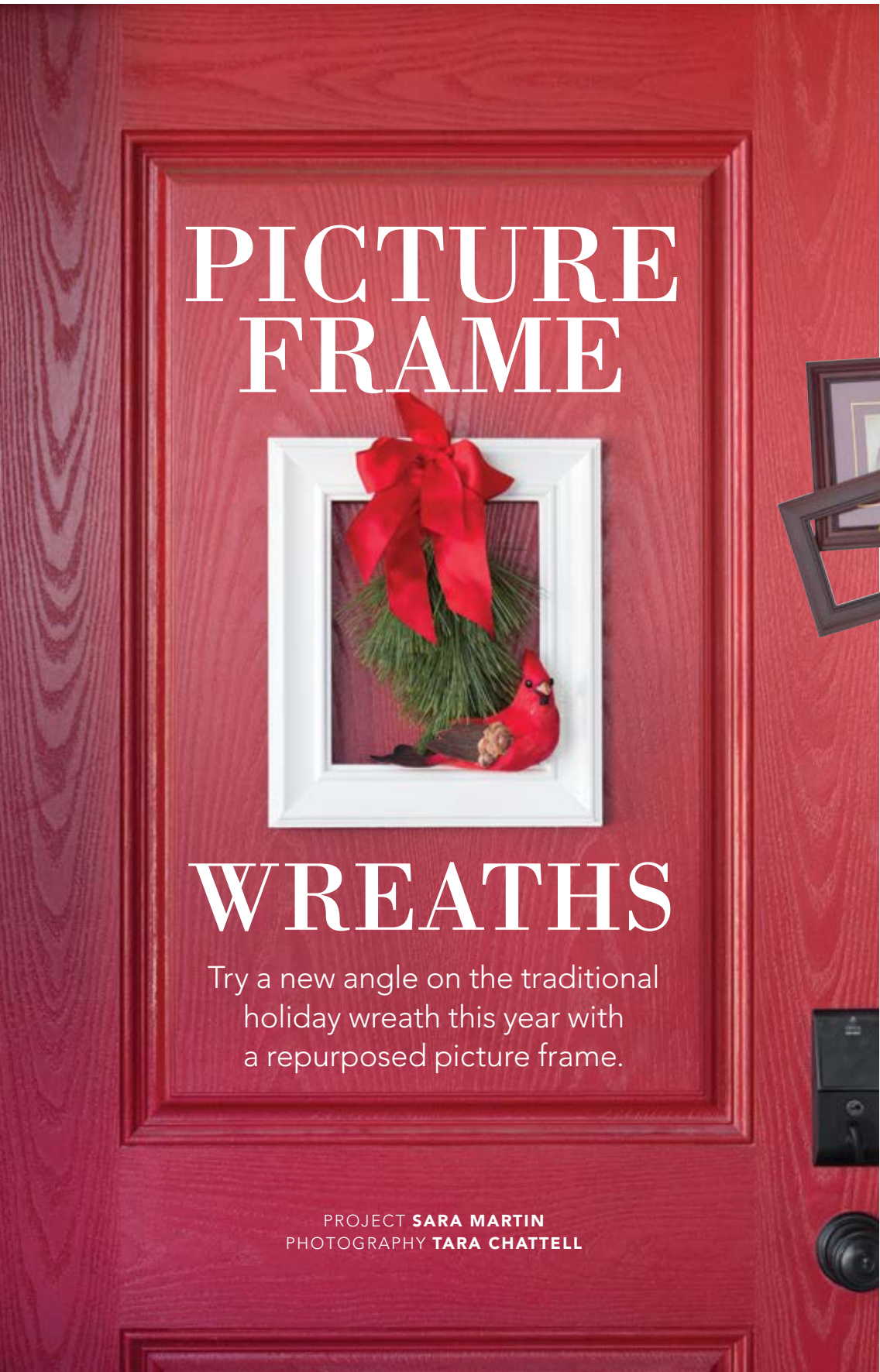
4537 County Rd. 124, Collingwood
(Located inside GreenMarc Gardens
across from Bellbrae Animal Hospital)
705.445.7066 www.elainekettlewell.com

HACKStONe
Landscapes

519 922 2929 www.hackstone.ca

a Refreshing Experience

Awards of Excellence
2017 WINNER



PICTURE FRAME



WREATHS

Try a new angle on the traditional holiday wreath this year with a repurposed picture frame.

PROJECT **SARA MARTIN**
PHOTOGRAPHY **TARA CHATTELL**

MATERIALS

- Picture frames (new or used)
- Primer
- High gloss spray paint (colour of your choice)
- Sandpaper (fine grit)
- Hot glue gun
- High test fishing line, 50 lb weight



EMBELLISHMENTS

- Pine cones (we used seven)
- Cluster of jingle bells
- Ribbon, two styles
- Plastic Christmas balls (we used seven)
- Styrofoam bird
- Fresh pine

HOW-TO

Remove glass from frame along with any staples, nails, screws or wire from the back.

Lightly sand the frame, apply primer to one side and allow to dry. Turn over and prime the other side and allow to dry.

In a well-ventilated area, on a drop cloth, spray one side of each frame with two coats of gloss paint, allowing to dry between coats. Repeat on reverse side of frame.

Your frame is now ready to be embellished. *Continued on page 104*

COLLINGWOODLIVING.CA

It was an absolute pleasure to work with Janet! We are very busy people and she handled the entire process of selling our home in The Blue Mountains seamlessly and professionally. We would recommend her 100 times over! Thank you Janet for making this a most pleasant experience.

Christina P.



705.445.8500 | 705.994.5858 | janet@collingwoodliving.ca



Why settle for ordinary, when you can have **extraordinary!**



AJAX	BARRIE	BELLEVILLE	KINGSTON	ST. CATHARINES
250 BAYLEY ST. W. 905-427-4149	516 BRYNE DR. 705-722-4125	405 COLLEGE ST. E. 613-969-0842	699 GARDINERS RD. 613-384-6262	443 EASTCHESTER AVE. E. 905-688-8887



1. PINE CONES AND BELLS

Pick two different textures of ribbon and tie into a shoelace bow. Leave tails that are as long as half the frame. Set aside.

Cut two-foot lengths of fishing line for each pine cone, and tie and knot each strand around the bottom of each cone.

Cut a three-foot strand of fishing line and tie to jingle bells.

Place bells on the floor and arrange pine cones in a staggered fashion above bells. Tie all strands of fishing line in a knot at the top of the last pine cone.

Set the dry frame against a wall.

Hang bells and pine cones in the frame to the length that you would like and tie to top of frame. Using fishing line, attach bows to the top of the frame.



2. CHRISTMAS BALLS

Repeat steps from previous wreath, using Christmas balls instead of pine cones.

3. BIRD AND FRESH PINE

Using fishing line, hang fresh pine from the top of the frame. Secure bird and bow to frame with a hot glue gun.

TO HANG

Tie a strand of fishing line to the top of the frame and secure to a door-wreath hanger or a small nail. **OH**



LIMITED RELEASE, DETACHED HOMES ON 60' & 72' LOTS FROM \$529,900
905.761.7086 by appointment only

HOMETOWN
CREEMORE

Discover Country Chic Living in

CREEMORE

Follow your heart to Hometown Creemore minutes from Collingwood and an easy commute to Barrie or North GTA. Heritage-inspired bungalows and impressive two-storey detached homes with covered porches and separate 2-car garages sit on 60' & 72' lots. Homes feature up to 4-bedrooms with open concept kitchens and family rooms, solariums, home office option and much more. Here in a real village on the road less taken, life is somehow fuller, more balanced, more active. Call 905.761.7086 ext. 25 to make your appointment today.



For sales and information, contact
Alliance Homes Décor Centre
6048 Highway #9, Unit 7 Schomberg, ON L0G 1T0



HometownCreemore.ca

Rendering is Artist's concept. Prices & specifications subject to change without notice. Map not to scale. E.&O.E.



Our donors change local lives.
You can help.

Whether it's your full-time home or part-time playground, South Georgian Bay is yours to enjoy and to protect.

Philanthropy • Volunteerism • Engagement

Call UWSM CEO Dale Biddell at 705-726-2301, x2033 to discuss the value of your local support.

Local giving. Local results.



United Way
Centraide
Simcoe Muskoka

UWSimcoeMuskoka.ca

9 HOMES OF CHRISTMAS

STORY **SARA MARTIN** | PHOTOGRAPHY **SANDY MACKAY**



THE ANNUAL COLLINGWOOD HOLIDAY HOUSE TOUR WELCOMED HUNDREDS OF VISITORS LAST YEAR INTO NINE HOMES DECORATED FOR THE SEASON BY LOCAL DESIGNERS. ENJOY A SAMPLING FROM EACH FESTIVE HOME. Continued on page 108

Mark your calendars for the 2017 tour, set for **Saturday, November 18th!**



This Clarksburg home, decorated by Tamarisk McNalty-Stephens and Laurie Severn, was chosen as the fan favourite home on the 2016 tour that raised over \$25,000 for local charities.

1
THEME:
VISIONS OF
SUGARPLUMS

DESIGNERS
TAMARISK McNALTY-STEPHENS
(TAMARISK INTERIOR DESIGN) AND
LAURIE SEVERN (HEIRLOOM 142)
HOMEOWNERS
JOHN AND SUE MEALY
SPONSOR **COUTURE LASER CLINIC**

The interior of this home is a little bit industrial, a little bit farmhouse and a little bit ski chalet, which, when mixed together, offered a perfect canvas for designers Tamarisk McNalty-Stephens and Laurie Severn to work their magic. Every inch of this unique, open-plan home has been touched with holiday magic. The buffalo-checked stockings are hung by the wood fire with care, waiting for Santa to fill them (shown on previous page). Throughout the room there are hints of red in vases, candles, ribbons and berries. Lush green branches combine with the red for a classic holiday combination (garland, urns and all greenery by **Riverside Greenhouses**). This home gives a warm holiday embrace. This may be why it was chosen Fan Favourite for 2016!

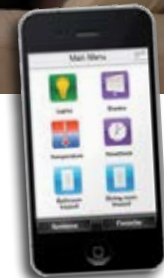
Continued on page 110



 **REDBRICK**
Thornbury, ON ■ 519.599.2969
redbrickgroup.ca

"The team at Red Brick was terrific to work with on our project. In addition to being on time and on budget, they had a solution for every curve ball that we, and the other trades, threw at them. A real pleasure to do business with."

Heather Johnston, Managing Partner, BDO Collingwood



 **LUTRON.**

Smart wiring and home automation ■ Whole home audio/video ■ Home lighting control systems ■ Electronic shade and drapery control ■ Security systems and monitoring



COZY, QUAIN, CURRENT

11 Exceptional Bungalows
Located in Beautiful
Thornbury

**ASHBURY
COURT**

Victoria Street

Just Call Todd
705-888-1818
toddbrooker.com

RE/MAX
Remax four seasons realty limited, Brokerage

careyhomes.ca

 **CAREY homes**

2
THEME:
READY FOR
THE PARTY

DESIGNER **LINDSAY HERBERT**
(**BAYWOOD DESIGNS**)
HOMEOWNERS
MARLENE AND BRIAN PETERS
SPONSOR **MIKE KEARNS**
(**ROYAL LEPAGE LOCATIONS NORTH**)

When it comes to decorating their home for the holidays, Marlene and Brian Peters are very lucky to have a talented designer in the family. Marlene’s daughter Lindsay Herbert helped envelop this home in holiday cheer. From outside the front door, throughout the main floor and onto the back deck, there are presents, garlands, candles, evergreen boughs cascading from ceiling lights, pinecones, red ribbons, cosy throws and pillows. Lucia Crupi (**Lucia Crupi Designs**) created the garland on the living room mantel – a voluptuous mixture of evergreens, eucalyptus, ribbon, magnolia leaves and flowers in an oasis that will last and last. The Christmas tree almost reaches to the ceiling and is covered in the same ribbon found in the garland. Five-pointed stars, glittery balls and lots of white lights fill out the tree. The table is set with silver snowflakes, crystal, white linens and silver chargers.



The master bedroom is also at the ready, with a comfy throw, candles and greenery arrangements at the bedside, and the room’s own white tabletop Christmas tree.



3
THEME:
FAMILY
GATHERING

DESIGNER **SHARON ALLAN**
(**VAN ALLAN DESIGN CENTRE**)
HOMEOWNER **LAURA WOODHOUSE**
SPONSOR **ROYAL LEPAGE**
LOCATIONS NORTH (BRENT
CARTWRIGHT, MARCIA ALDERSON,
WENDY EMMETT, LEEANN
MATTHEWS AND CHRIS KELEHER)

What does Christmas mean to designer Sharon Allan? Without hesitation, she answers, “Family.” Sharon worked closely with the homeowner to decorate this home for the family. The tall and slim tree is a statement by the fireplace – its footprint is small but its presence large, leaving ample space for family to enjoy the fire while opening presents. The abundance and variety of greenery and red accents in this large, gracious space convey its holiday warmth. Flower arrangements are carefully placed throughout each room. Beautiful, heirloom china shines on a very special dining table, large enough to seat the whole family. The sideboard display and the metal moose with a ribbon necklace just outside the window in the backyard capture the imagination of everyone who is young at heart.

Continued on page 112





DESIGNER
HERMA VEGTER-PETRIE (LËUK)
HOMEOWNERS
SASHA AND DON EVANS

The homeowner worked with designer Herma Vegter-Petrie on a simple, clean and understated holiday theme. The open floor plan of this home works with Herma's carefully placed natural elements. Fur hides offer warmth on a cold day or night. A wooden box holds blankets for extra comfort and a log side table is at the ready for a mug of hot chocolate. Flowers by **Lëuk Tulip** add greenery and the white blooms enrich and elevate the green in the arrangements. Artwork from **Lëuk Huis** enhances the winter feel with canvases that hint at snow and winter, but are gently washed so the large paintings offer a feeling of happiness and peace upon entering the home. The red glass-fronted display cupboards that flank the gas fireplace add the only pop of colour in this neutral space.

Continued on page 114



Thornbury

CLEAR CHOICE

Pools & Spas

Settle in for winter

L A Z B O Y

SPAS

FREEFLOW SPAS

sunrisespas

www.thornburyclearchoice.com

4 Arthur St. W, Thornbury. 519-599-1154 or 1-866-599-1154, info@thornburyclearchoice.com

KNIGHTS'

Home

building centre

519.538.2000 | 206532

Highway 26, East of Meaford

3 REASONS TO COME TO KNIGHTS'

- Tracy, who has a wealth of design experience

- Free 3D design

- With our installation program we will see your job through from start to finish.

KitchenCraft

CABINETS

www.kitchencraft.com

5
THEME:
SNOWFLAKE
MAGIC

DESIGNER **ROB HISEY**
(**ROB HISEY & CO.**)
HOMEOWNERS
ALAN AND DIANE CHATTERSON
SPONSOR **RICK CROUCH**
(**ROYAL LEPAGE LOCATIONS NORTH**)

Christmas is magic and designer Rob Hisey loves to create magic when it comes to holiday decorating. As you walk into the foyer of Alan and Diane Chatterson's home, the magic starts with the paper snowflakes on the floor leading to the great room. They continue dancing around the impressive Christmas tree and are placed on the back of the dining room chairs as well as spotted in tabletop statements. The whimsical centerpiece on the dining room table of birds, snowflakes and birch branches hovers above those eating below. Large nutcrackers stand guard on the fireplace hearth and lush fruit topiaries add colour to a kitchen island. Rob has created a magical and elegant holiday home.



6
THEME:
RELAXED
RUSTIC

DESIGNERS **JO REDMAN**
(**REDMAN WATSON**) AND
JACQUELINE FURTNER (BAREBIRCH)

A beautiful fieldstone fireplace at the centre of this home invites everyone to gather around its hearth. Designers Jo Redman and Jacqueline Furtner placed fur hides, candles, grapevine balls and pine and magnolia swags around this stone beauty. Off to one side is a gathering of Christmas trees, grouped together as if found in the forest. The natural elements of the decorations bring the outside in. Large swags hang from the newel posts in the stairway and also in front of the patio doors, almost touching the floor; their simplicity adds a very elegant tone. On the front porch, a garden bench is covered with fur and the sleigh table serves as a resting place for presents. The grapevine reindeers stand waiting for Santa to arrive. *Continued on page 116*



holiday tour



DESIGNER
ANDREA RINALDO (BUTTER GALLERY)

SPONSORS **ANDREA RINALDO
AND AERON RYKERT**

In designer Andrea Rinaldo's home, which her mother had also lived in at one time, she and her sister, Aeron Rykert, decorated every corner of this quaint bungalow. They created a whimsical and playful holiday theme. Lovely cedar and pine garlands surround the windows, framing the winter wonderland outside. Colourful touches are not confined to red and green and each room has fun decorations, like the pom-pom wreaths in the bedroom that hang above the headboard or a stocking that waits by a wicker basket full of warm throws. The dining area in the kitchen has hints of copper and arrangements of fresh boughs with dogwood, pine cones and berries. The front porch has a decoupaged antique sleigh. Each room has many layers, inviting guests to look carefully for the finer details.

Continued on page 118




Making homes comfortable for over 50 years.

For 50 years and countless families, Heil® Heating & Cooling products has been providing total home comfort, with energy-efficient cooling systems backed by outstanding warranties.

Sandy HAMILTON
PLUMBING & HEATING INC.

HEIL
HEATING & COOLING PRODUCTS
Depend On Us.

NORTHERN
HEATING & VENTILATION

AIR STAR
MECHANICAL

PLUMBING, HEATING, A/C, GEOTHERMAL & WATER TREATMENT

Collingwood • Markdale • Owen Sound • Durham
519-371-5815 • 519-986-3307 • 800-661-5796 • 519-369-1011
northern@sandyhamilton.ca



Ardiel Septic Services
www.ardielseptic.ca 519 599 5997
Protecting your land and your water since 1971

**GOT SEPTIC?
GET IT PUMPED!**

LOCATING*PUMPING INSPECTIONS*ODOUR
CONTROL*SEWER LINE CLEANING*REPAIRS
SEPTIC ACCESSORIES*SEWER CAMERA

**CALL US
FOR ALL THINGS
SEPTIC!**

519-599-5997
www.ardielseptic.ca
info@ardielseptic.ca

Ardiel Septic Services

ADDITIONS AND RENOVATIONS

**BUILDING
EXCELLENCE**



TDI

www.tdiconstruction.ca
705-441-3079
519-599-5583

**NATURAL
STONE
SCAPES
INC.**

LANDSCAPE ONTARIO
*Awards
of Excellence*
Residential Construction

DESIGN • CONTRACTING

*Beautiful, long-lasting
landscape solutions
for fine homes and
challenging sites*



Discover natural landscaping ideas at
naturalstonescapes.ca 705.441.2174

FEATURED ON
houzz

8
THEME:
SKI, ENJOY,
REPEAT

DESIGNER **CATHERINE STAPLES**
(**CATHERINE STAPLES INTERIORS**)
HOMEOWNERS
ANGILINE AND ROB DUBIEN

A snowstorm that keeps everyone inside is designer Catherine Staples' idea of the perfect winter's day. She created the ideal space for Angiline and Rob Dubien to sit back and relax and watch the snow fall at their home at the base of Alpine Ski Club. A vignette at the home's entrance with candle lanterns, birch trees covered in lights and a sleigh on a hide rug sets the tone for the rest of the residence. Fur placemats are luxurious, as are the fur stockings hanging over the gas fireplace on a "wish" sign. White branches appear in the arrangements outside as well as on the pine tree by the fireplace. Roses mixed with pine are placed throughout the house, all the creation of Streets Flowers. Being so close to the ski hills, skis repeat as a theme throughout the space – little elves carry skis, candleholders on the dining table hold miniature skis and signs throughout highlight the pursuits of this family. The lower-level family room is staged for a screening of *It's a Wonderful Life*.



9
THEME:
WHITE
ELEGANCE

DESIGNER **CINDY MCMULLIN**
(**DÉCOR DESIGN**)
HOMEOWNERS
PETER AND CATHERINE BUTLER
SPONSORS **ANDRES PAARA**
AND KAREN E. WILLISON
(**ROYAL LEPAGE LOCATIONS NORTH**)

With emphasis on the colour white, designer Cindy McMullin created a winter wonderland for Peter and Catherine Butler's timber-framed home. White peacock feathers, crystal garlands, white lights, orchids, birch branches, glittery net ribbon, sparkling silver stars, jewelled figure skates and silver Christmas balls are brought together on the 10-foot tree to great effect. Weeping cedar adds the Christmas green and burlap adds a natural touch as the tree skirt and also wraps around the outdoor wreaths. As darkness falls, the true magic of these decorations shines in a different way. **OH**



white chocolate CRANBERRY BARS

RECIPE AND PHOTOGRAPHY
JENELLE MCCULLOCH



*THIS DESSERT STARTS WITH
A COOKIE-LIKE LAYER FILLED
WITH WHITE CHOCOLATE
CHUNKS AND CRANBERRIES
AND IS FINISHED WITH A FLUFFY
CREAM CHEESE FROSTING!*



BARS

INGREDIENTS

2 cups all-purpose flour
2 cups brown sugar
2 large eggs
1 cup butter, melted
2 tsp vanilla extract
½ tsp salt
½ cup white chocolate, chopped
½ cup dried cranberries and a handful for garnish

DIRECTIONS

- Preheat oven to 350°F. Line a 9-by-9-inch baking pan with parchment paper.
- In a large mixing bowl and using an electric mixer, beat together melted butter and brown sugar until smooth.
- Add eggs and vanilla extract. Beat until smooth, then slowly add flour and salt and mix well.
- Add white chocolate and cranberries and, on low, mix until incorporated.
- Pour batter into pan and bake for 20-25 minutes until set in the middle.
- Remove from oven and let cool on rack.

FROSTING

INGREDIENTS

1 8-ounce package cream cheese
1 cup butter, softened
2-3 cups icing sugar
1 tsp orange zest

DIRECTIONS

- While the bars are baking, with an electric mixer, beat together butter and cream cheese until fluffy.
- Add icing sugar 1 cup at a time until reaching desired sweetness. Stir in orange zest.
- Top cooled bars with an even layer of frosting and garnish with extra cranberries. **OH**



online Get more recipes at ourhomes.ca/mag/cook

Paperwhite

FLOWERS



FLORAL AND EVENT DESIGN
CUSTOM FRAMING

NOW IN COLLINGWOOD!

80 Simcoe Street @ The Tremont, Collingwood, ON
705-445-3306
WWW.PAPERWHITEFLOWERS.CA

PR Antique Flooring

RECLAIMED

BARNBOARD - FLOORING - BEAMS



Engineered flooring now available.

Timeless Beauty
Visit our showroom by appointment
519.538.4070 www.prantiqueproducts.com



CLEARVIEW TEA COMPANY



organic loose leaf teas
teapots & accessories
hostess gifts
tea-to-go

Tea Shop
Caroline St. W., Creemore
705.466.5597
clearviewtea.ca

[SUITE] & ENVY]

Renovate. Style. Design.

Specializing in Collingwood Historic Homes



Our latest project, the iconic Telfor home, at 93 Second Street, will be coming to the market in the late fall. Keep an eye out for the upcoming invite, in association with owner Gerry McIntyre, to our Open House launch event.

705.888.9886
www.suiteenvy.com



PROJECT AND PHOTOGRAPHY
TARA CHATTELL

We've come up with fun and simple ways to package holiday treats without breaking the bank. Add your own tag or card and gift away!

REUSABLE CONTAINERS



Not particularly crafty? No problem! Make the container part of the gift by choosing something fun and functional, like a small colander or pretty dish. To finish it off, wrap with cellophane and ribbon.

PUNCHED PAPER BAGS



Fold and add a cute clip.



Reverse side folds
Punch pattern along top.

Refold sides inward.

STITCHED PAPER PLATES



Punch holes along edges.


Use a stencil and paint to add pattern.
Stitch together with ribbon.

PAPER WRAPPED



Chip container
Double-sided tape

PAPER CONES



Double-sided tape

Punch two holes.
Attach ribbon

Fold top and tie together.

FOLDED PAPER CUPS



Slice off rim

Evenly-spaced 1-inch slits

Fold down

thrifty ways
TO GIFT
YOUR TREATS



GREEN LOVE – WALLS / BOTANICALS / GARDENS

GREEN LOVE is excited to introduce GREEN WALLS to Grey & Bruce Counties.

What are GREEN WALLS? Preserved moss, ferns, ivy, boxwood, lichens, holly, beech, eucalyptus, cedar – a small example of the materials I work with – the palette is virtually limitless.

Harvested from Norway's forests, then painstakingly preserved using the latest environmentally friendly methods, GREEN LOVE imports these beautiful, organic, luscious materials, then creates a dramatic art installation for your home, office, hotel, or retail space.

No maintenance. No watering. No mess. The only attention GREEN WALLS need is your admiration.

Original, unique, no two are ever alike, custom designed to suit your space. Small, medium, or large – modern, rustic, contemporary, classic. GREEN WALLS work in any setting and enhance any aesthetic.

You've seen them featured in luxury design magazines, on-trend hotel lobbies, office spaces – and wondered where to find one. Now you know.

Call me to book a design consultation for the space you have in mind. I can't wait to create a beautiful GREEN WALL for you. ~Heidi.

705.994.5545
416.994.7622
greenlovebyheidi.com

(Please see ad on pg 55)



THE KILBY GALLERY

The village of Clarksburg is renowned for its unique collection of eclectic shops and art galleries. Newest is the **The Kilby Gallery**, studio and showroom for local artist Don Kilby. Working in his unique style of 'painterly realism', Don's art celebrates the beauty and diversity of the Georgian Bay region.

The gallery resides in one of the village's oldest buildings, a charming space which offers a bright, uncluttered presentation of Don's art. Work in progress can be viewed and discussed with the artist. The space also serves as classroom, with small group or individual art instruction available to seasoned artists as well as eager newbies.

Following a successful career as a commercial artist creating illustrations for corporate, advertising and publishing clients, Don has become highly regarded for his facility with commission requests. Artwork can be custom designed to fit a particular size requirement, as well as capture the mood or feeling desired through colour, composition and subject choices.

Visitors to The Kilby Gallery are impressed by the range of subjects and scenes found in the paintings there, many finished with a handmade frame.

Please drop by, say "Hi!" to Brownie the gallery greeter, check out the art and see what new work is on the easel!

519.372.7971
201 Marsh St. Clarksburg
donkilby.com

(Please see ad on pg 57)



NORTHERN IRON

Established in 1995, **Northern Iron** is a Canadian manufacturer of artisan lighting, furniture and metal art. Using traditional blacksmithing tools and techniques, our skilled Craftsmen transform raw metal into authentic wrought iron heirlooms. Each piece is individually produced to ensure uniqueness, quality and customer satisfaction.

Whether you are a traditionalist at heart or looking for something a little more contemporary, at Northern Iron, you can choose from one of our versatile collections or have an item commissioned to reflect your style and needs.

Decorating and design services are also available. Have our in-house Interior Decorator Sonya Barbosa of Spaces by Sonya help you create your dream home. Services include but are not limited to space planning, colour schemes, furniture design or selection, and accessorizing. With an extensive background in lighting plans you can also schedule Sonya for an onsite lighting consultation. During your consultation you will be advised of light placement, scale and style.

Visit our showroom and admire the beautiful displays of metal art, chandeliers, lanterns, dining room tables, locally sourced dining chairs, coffee tables, console tables and hearth accessories and let us guide you with the selection of "just the right" piece for your home or cottage today!
740 Huronia Rd. Unit 8,
Barrie | 705.735.4414
northerniron@bellnet.ca
northerniron.ca

(Please see ad on pg 99)



EVERYONE IS ENCOURAGED TO BE PART OF A PROGRESSIVE COMMUNITY

As a South Georgian Bay resident herself – first as a part-time vacationer and now as a year-round resident – Dale Biddell is leading by example.

"As a part-time resident I didn't immediately recognize the need for sharing my donations with the community I enjoyed living in on the weekend, but some volunteer work locally made that an obvious choice," says the CEO of **United Way Simcoe Muskoka**.

"I joined United Way because it is uniquely positioned to bring anyone with an interest in a strong community together to solve our region's most critical social challenges."

She has been instrumental over the last few years in evolving United Way to better meet the needs of South Georgian Bay communities across a number of priority issues, including access to affordable housing, transportation, mental health and youth opportunities.

"It takes resources, collaboration and innovative problem-solving to open up opportunities and choices for people facing challenges – we can all be involved. Please join us now by visiting our website to donate online, or by contacting me for more information – thank you."

Dale Biddell, CEO
United Way Simcoe Muskoka
705.726.2301, x2033
DBiddell@UWSimcoeMuskoka.ca
UWSimcoeMuskoka.ca

(Please see ad on pg 105)



ENVIRONMENTAL PEST CONTROL

When it comes to your home or business, you want to choose a licensed pest control professional with a proven track record, experience in a wide range of infestation control, and most important, one that understands how to help you get rid of the pests most common in your city or town. This ensures that your pest problem is handled correctly, the first time.

As a leader in pest control, **Environmental Pest Control** has been proudly delivering reliable and professional extermination services for over 30 years in Southern Ontario. We service all types of properties with our proven Green Pest Management System – residential, commercial, cottage, island properties, country living, industrial, hospitality, healthcare and not-for-profit.

Whether you are infested with bed bugs, cluster flies, mice, rats, ants, cockroaches, boxelder bugs, stink bugs, Asian lady beetles, spiders, earwigs or wasps and hornets, we have safe and effective solutions you can trust. We even offer honey bee extraction services.

Why work with us? We listen, educate, get to the root of the pest problem and help you solve it.

If you have a pest problem call us at **800.263.5055** or visit us online at **environmentalpestcontrol.ca**

(Please see ad on pg 143)



SOUTH GATE CABINETS INC.

South Gate Cabinets Inc. is proud to announce that they have moved to a new location in The Blue Mountains!

It has been a wonderful 10 years in Maxwell, however it is time to move on to new and exciting things.

Here at South Gate Cabinets, we design and fabricate millwork you have always dreamed of. From wall units to vanities, from kitchens to restaurants, from store fixtures to even custom made furniture, we can pretty much tackle any project thrown our way.

Owners Michael and Laura Landman have been in the business for over 30 years and have always had a passion for wood design. From starting out in a small shop in Grand Valley, Ontario, they have built this family owned and operated company into a thriving business.

Our new shop on the outskirts of Clarksburg will give us the opportunity to grow and offer more to our customers.

Feel free to give us a call to have one of our experts come and discuss a free consultation today.

Browse our Facebook page and our website at **southgatecabinets.com** to see a selection of our projects.

Our new address is 827470 Grey Rd 40, The Blue Mountains 866.929.9933 | 519.599.3441 southgatecabinets.com

(Please see ad on pg 61)



GREAT LAKES CUSTOM HOMES

Thinking about building a new custom home or an addition/renovation and don't know where to start?

You need the help of an experienced custom home builder; one that can help you plan and budget all the way through to the completion of your vision.

Great Lakes Custom Homes is a second generation custom home building company that is family owned and operated. We pride ourselves on the highest standard of craftsmanship, ultra energy efficiency, highest quality materials and absolute honesty and transparency when constructing any project.

Whether you want a Craftsman style home, an ultra modern bungalow or return the beauty to your century home, we can help you with all of it. Using the most advanced building practices in the industry we can help our homeowners well after their newly created spaces have been created.

You will never make a bigger investment than the one you make in your own home; choose the right contractor to not just do the work but also to bring excitement to your home! Choose Great Lakes Custom Homes, the best decision you'll ever make.

If you have an upcoming project whether it is big or small why don't you give us a call at 705.446.4831 or email us at greatlakescustomhomes@gmail.com and visit our website at greatlakescustomhomes.ca

(Please see ad on pg 39)



5 TIPS FOR CREATING THE ULTIMATE READING NOOK

1. LIGHTING

If you're able to set your reading corner close to a window, that's an added bonus! A warm light is what you need to be able to read well at night. Consider a reading lamp, or a small table lamp.

2. TABLE

You don't need a large table with a lot of surface space, just something wide enough to set down a cup of tea and that can tuck neatly beside your chair.

3. BOOKCASE

Including a bookcase in your reading nook is a great way to keep all of your reading materials close by. If, however you don't have the space, a basket or two will do the trick!

4. COMFORTABLE CHAIR

Everyone has their own definition of comfort, so take the time to think about what you love about a comfy chair. Do you like to be able to curl your legs beneath you? Do you prefer a straight back or armrests?

5. COSY IT UP WITH A BLANKET AND PILLOW

There isn't anything better than a cosy blanket to throw over your legs when you're curled up! A feather filled pillow and a fluffy rug at your feet provide the most fantastic finishing touch!

<http://helloyellowblog.ca/2016/11/5-tips-creating-cozy-reading-nook>
Leon's Furniture Collingwood 4473 County Rd 124 S, Collingwood, 705.445.6665
Leon's Furniture Owen Sound 1104 7th St E, Owen Sound 519.376.8394

(Please see ad on pg 9)

The owners painted the rough-cut pine boards that clad all the walls of the main level in this home. The home office became a bright, welcoming space to meet with clients, furnished with a modern desk and chairs, a colourful rug and metallic accents like a copper desk lamp and gold mirror frame. **OPPOSITE:** The front yard's grass has been replaced with bountiful raised garden beds created by Free Spirit Gardens.



INTENTIONAL LIVING

STORY **LAUREL FORTIN** | PHOTOGRAPHY **SANDY MACKAY**

When Salon Blue owner and hair stylist Benjamin Tkatch bought an older home in Collingwood, he knew instinctually how he would transform the front yard: he would strip the sod and plant vegetables. The interior, however, he resisted altering until asking Katie Hamilton to live with him – a home he described to her as his treehouse retreat. *Continued on page 128*



The collaborative yin and yang between this young couple is apparent in their approach to life together. While Benjamin's strengths have been honed through the transformative medium of hair, having to consider a clients' raw materials and the overall versatility and look of the cuts he gives them, Katie's work focuses on her client's inner wellbeing. As a yoga and pilates practitioner with a specialization in nutrition, as well as natural talents in design, Katie considers her client's physical, mental, nutritional and spiritual needs. This holistic approach is what guided the design of her and Benjamin's home.

"I grew up in Collingwood, after my family moved from Oakville in the 1970s to be close to the ski hills of Blue Mountain," says Benjamin. He left to travel and then settled in Toronto for a period before returning to Collingwood to take over his father's hair styling business.

Katie grew up in Toronto but felt the itch to travel. "I spent time in South America and I loved Vancouver," says Katie. When she returned to Ontario, she found she enjoyed visiting an aunt in Southern Georgian Bay. "Collingwood's incredible geography felt like a good fit to take my yoga practice," she says.

When Katie and Benjamin met, they connected over their tales of nature and travel. Both describe a holistic view of what they do and how they live, and it is evident that each has integrated what they have learned from the other.

Continued on page 131



ABOVE: Grey on the vanity contrasts against the white bead board walls in the main bathroom, with the counter painted in aqua under the white vessel sink. **TOP LEFT:** One of the nurtured plants under Katie's care flourishes on an antique chest. White shiplap acts as a canvas for its arching stems. **LEFT:** French doors were used throughout the main floor, allowing light to filter through the frosted glass panes, adding to the airy feel of this home. **OPPOSITE:** Steve Newhouse installed the well-thought-out gas fireplace; its shape was originally to be square, but Katie was set on an arched top to give more architectural interest. A metal chair has a comfortable black leather sling seat.



"WE WANTED IT TO FEEL LIKE WE WERE BEING HELD IN A SPACE THAT WE COULD FULLY RELAX AND REJUVENATE IN WITH THE FOCAL POINT ON ELEMENTS OF NATURE AND NOT THE TELEVISION."



A centre island on metal legs serves as both a prep area and a dining spot in the kitchen. Pendant lighting was added by Ridge and River Electric and creates ambience at intimate dinner parties. The upper cabinets were removed and a white, subway-tile backsplash with open pantry shelf was added to help the space feel larger.



LEFT: This sideboard had an upper unit that overwhelmed the alcove it is set in. Once the open shelves were added, it opened up this side of the kitchen. **BELOW:** Tomatoes and basil from the garden are ready to be canned and enjoyed in the depths of winter. **BOTTOM:** Benjamin Tkatch and Katie Hamilton share tea and a fruit at the kitchen island, with sunlight from the yoga room behind them shinning through.



Their one-and-a-half-storey house with three bedrooms and three bathrooms had been updated by a previous owner with dark maple hardwood flooring and walls entirely clad in rough-cut pine boards. The effect was the treehouse feeling that Benjamin spoke about, reinforced by the mature trees in the private backyard of their large town lot.

They were both drawn to the raw wood walls, but Katie suggested that they paint the main living area white to make the space feel more expansive. “It was a difficult discussion since painting the raw wood meant there would be no going back,” says Benjamin. The now white-washed boards are textured with ruggedness and the couple wouldn’t go back even if they could.

They transformed what had been the dining room into a living room at the front of the home. “We never used the dining room and so we created a sanctuary space for intentional communion with each other, ourselves and friends,” says Katie. “We wanted it to feel like we were being held in a space that we could fully relax and rejuvenate in with the focal point on elements of nature and not the television.”

The new living room lacked a focal point, so they agreed to install a gas fireplace with a large whitewashed brick surround, ensuring the large element wouldn’t overpower the rest of the room. A textured area rug connects the furniture, while an off-white sofa and nubby wool pouf provide soft spots to relax. An iron and black leather sling chair balances the room with a grounding presence. A beautiful mantel beam holds a series of small potted succulents.

Continued on page 132





ABOVE: Many evenings end with time spent around the fire pit, watching the stars and sharing anecdotes of the day. **TOP RIGHT:** Repurposed apple bins are just the right height for a garden and hold enough soil for vegetables. **RIGHT:** A large blue painting by Bonnie Dorgelo hangs in the yoga studio, where Benjamin reads as Katie meditates. She opens her eyes to gaze over the bohemian garden.



“In the kitchen, we eat at a raised table that also serves as an island,” says Katie. Metal stools complement metal hardware on the cabinets. “The home’s original wood kitchen cabinets were interesting, so we kept them and just painted them white.” They installed a white subway tile backsplash that runs to the ceiling on two sides of the kitchen. Open upper shelves allow easy access to dishware and pantry items, while the opposite wall houses a wide sideboard that Katie painted a deep blue that fits just so between two posts.

Up a few steps at the back of the home, Katie and Benjamin were unanimous about removing an overhang off the rear addition. The large space has a wall of windows and now serves as a bright yoga and meditation studio where Katie practices with her clients. *Continued on page 134*








INTELLIGENT BUILDING SOLUTIONS

PROMOTING SUSTAINABLE DESIGN

LAVENDER HILL HOMES

Kevin - 416 875 8249 | Lyall - 416 522 8281 | Collingwood | kjralph@yahoo.ca | houzz.com/pro/lavender

The Heartwood Companies...so many possibilities.

LIGHTING



LANDSCAPING



POOL & SPA



Heartwood Landscapes LIGHTING

Heartwood Landscapes & GARDENS

Heartwood Landscape POOL & SPA CARE

519.377.9991

www.heartwoodlandscapes.ca

A Proud Member of Landscape Ontario

132 | ourhomes FALL/HOLIDAY 2017

feature

“WE’VE ALSO BEEN KNOWN TO PULL OUT OUR CAMPING MATS AND SLEEPING BAGS ON THE FLOOR IN THE YOGA STUDIO.”

RIGHT: Natural elements are important in the master bedroom where the angled ceiling and low bed brings Bali to mind. Chunky wool pillows balance a wool wall hanging. The couple installed a two-piece bathroom in this space with the help of James Madill Plumbing. **BELOW:** When the doors to the garden are open, the breeze and sounds from outside travel through the yoga studio, up the stairs to the master suite.



Upstairs, the master bedroom is a large space tucked under the roof dormers. Pine tongue-and-groove boards draw the eye to the interesting angles of the ceiling. Their large, low bed is casual with soft natural bedding and large pillows. Natural wool weavings hang on either side of the bed, with another soothing area rug underfoot.

“We’ve also been known to pull out our camping mats and sleeping bags on the floor in the yoga studio,” says Benjamin, to enjoy moonlit nights beside the screened windows listening to the sounds of the garden outside. The patio door opens out to the deck and yard where Benjamin has built a fire pit, greenhouse and raised garden beds out of large apple orchard crates.

The two have transformed their space, and themselves in the process, inside and out. Designing this home has inspired a new direction for Katie. “It has sparked my passion to help others create a home that reflects who they are and feels like a sanctuary for their soul, rather than just a functional place to live,” she says. **OH**

You often hear horrible stories when building a home but not with Harold Robison of BOB ARMSTRONG CONSTRUCTION. It was an enjoyable experience from start to finish. Harold made everything easy and was very open to our ideas. We love the end result! Bill and Odeen Probert

Your Home. Your Lifestyle.

FOR FURTHER DETAILS CONTACT HAROLD ROBISON AT
BOB ARMSTRONG CONSTRUCTION LTD.
COLLINGWOOD | THORNBURY

Bob Armstrong Construction Limited
CUSTOM HOMES & RENOVATIONS
519-599-2704

BUILDING CUSTOM HOMES SINCE 1986 | LICENSED GENERAL CONTRACTOR
CUSTOM HOMES, RENOVATIONS, ADDITIONS | QUALITY WORKMANSHIP, SOUND CONSTRUCTION

Has your concrete, flooring, pool, or deck become *unsightly, old and damaged*?
Extreme Linings and Coatings can provide
the perfect solution

We specialize in concrete floor coatings, decorative concrete resurfacing, custom concrete diamond polishing and more. Whether it be your garage or shop floor, large agricultural or industrial equipment, we professionally apply the products to protect them all!

EXTREME linings and coatings

Coatings • Linings • Resurfacing • Garage Flooring
Protective Polyurethane Coatings • Home or Office Flooring
Concrete Overlays • Agricultural Equipment Coatings
Decorative Concrete Resurfacing • Industrial Coating

519-375-6586 extremelac.com

projects



DESK DUTY

PROJECT **TARA CHATTELL AND MATT BOWES**
PHOTOGRAPHY **TARA CHATTELL**

CREATE A CUSTOMIZED DESK ORGANIZER USING METALLIC SPRAY PAINT TO REPURPOSE GLASSWARE.

TOOLS & MATERIALS

- Glass vessels in multiple sizes
- Elastic bands and painter's tape in varying widths
- Rust-Oleum Universal Metallic Copper spray paint
- 2 wood planks of equal size, 1/4- or 1/2-inch-thick, large enough to fit glass vessels on top
- Pencil
- Power drill
- Drum sander
- Palm sander or sandpaper with fine grit
- Multiple hole saws in sizes that correspond to vessel bottoms
- 3-4 C-clamps
- Wood glue
- Wood filler
- 4 scrap wood pieces of equal thickness (for clamping)
- Rust-Oleum Gloss White spray paint

HOW-TO

Vessels

- Wash and dry glass vessels.
- Use rubber bands and painter's tape to mask off stripes on glass vessels.



Set glass vessels upside down on a protected surface in a well-ventilated area.

Apply 3 to 4 coats of metallic copper spray paint to vessels, following manufacturer directions for drying time between coats.

Allow paint to cure completely for 48 hours before removing rubber bands and tape.

Wood Base

Arrange vessels on one of the two wood planks and trace around the base of each vessel with a pencil.



Use hole saws to cut holes slightly larger than each vessel. Sand holes with a drum sander until smooth. If you have a hole saw slightly too small for your vessel, try reaming the hole with a drum sander and coarse sandpaper to enlarge it.

Sand all surfaces of both planks of wood with a palm sander or sandpaper.



On the plank with holes, apply wood glue to one side and clamp it, glue-side down, to the second plank. Use scrap wood to protect the planks while clamping with C-clamps. Allow glue to dry for 24 hours.



Remove clamps and fill the joint with wood filler. Allow to dry. Sand the edges smooth.

Place the wood base on a protected surface in a well-ventilated area and apply as many coats of gloss white spray paint as needed, following manufacturer directions, until satisfied with the look. We applied 5 coats. A light sanding between coats will help achieve a smoother finish. **OH**

Why should we be your only call?

Because we sell and service all your HVAC, plumbing, electrical and generator needs. Residential, commercial, industrial....

we do it all.



Dave Lennox
PREMIER DEALER
LENNOX

GENERAC

KOHLER
GENERATORS

WaterFurnace
Smarter from the Ground Up™

Clarksburg Contractors

LIMITED

519-599-2123

www.clarksburgcontractors.com

Over 60 years of growth and excellence since 1954



Located at Grey Rd. 4 Maxwell, Ontario

www.therustystar.ca | (519)-922-2010 | therustystar@live.com

Hours: Mon-Fri: 9:00 am-5:30 pm
Sat: 9:00 am-5:00 pm (Closed Sundays)



AM Morris Janitorial Service

*Thank you for your business!
Best Wishes in 2018!*

**INSURED & BONDED
WINDOW & OFFICE CLEANING
COMMERCIAL & RESIDENTIAL**

Over 38 years experience
Andrew & Denise Morris
519.599.6568



TASK MASTERS

ADD SOME STYLE TO YOUR WORK SPACE OR READING NOOK WITH A UNIQUE DESK LAMP.

1. ROVE CONCEPTS: Wesley Table Lamp in White 2. ARTERIORS: Huey Desk Lamp 3. PABLO DESIGNS: Giraffa in Copper 4. PABLO DESIGNS: Clamp Mini in White Oak 5. PABLO DESIGNS: Lana Table Lamp in Plum/Grey 6. RENWIL: Dispatch Table Lamp 7. GUBI: Gräshoppa Table Lamp in Anthracite Grey 8. STRUCTUBE: Element LED Table Lamp 9. MERCANA: Saxton 10. ARTERIORS: Watson Desk Lamp 11. ROVE CONCEPTS: Jude Table Lamp in Copper OH



simply yours to explore.



MULCH-IT
Specialized Land Clearing
Trail Creation & Land Management
mulch-it.ca 519•376•0002




HUFFING AND PUFFING WILL NEVER BLOW OUR HOUSE DOWN
MAX-CORE
ENGINEERED WOOD PRODUCTS

Start out right with the





Advantage Floor System

Available at
THORNBURY Home hardware building centre



WWW.KAONFURNITURE.CA
1-800-693-2233 | 705-428-0866
7446 COUNTY RD. 91, STAYNER, ON.


High Quality, Stylish, Hand Built Furniture
DESIGNED TO LAST A LIFETIME.



WE'RE AFFORDABLE + CUSTOMIZABLE
We create furniture made of highest quality materials while still being affordable. Choose from 1 of 16 stains or pick a custom colour.


MADE IN CANADA
All of our furniture is manufactured locally using Canadian Red Pine.

A "MARK" OF EXCELLENCE



Proud sponsor of the 2017/18 highlanders AAA Major Atoms.

Be part of a winning team...A.M. Contracting.



CONTRACTING
MARK BROWN

Specializing in
CUSTOM HOMES • ADDITIONS
RENOVATIONS • PROPERTY MANAGEMENT
CALL 519.373.9577 HOME 519.538.3372
www.amcontractingmeaford.com

directory

OUR HOMES attracts the area’s finest businesses to advertise in our pages, and utilize our unparalleled distribution and coffee-table appeal to market their products and services. We’re making it easier for you, our readers, to become educated as you plan your home- and real estate-related purchasing decisions. The listings below are organized alphabetically by industry.

APPLIANCES

Chatterson’s Home Furniture & Appliances, 5
Leon’s, 9, 125

ARCHITECTURAL TECHNOLOGISTS

Pam Farrow Architectural Technologist, 57

ART/ARTISANS/ART GALLERIES, STUDIOS & WORKSHOPS

Butter Gallery, 59
Ironworks, 89
Northern Iron, 99, 124
The Kilby Gallery, 57, 124

AUDIO VIDEO/HOME AUTOMATION

Red Brick Group, 109

BBQs

Collingwood Home Hardware Building Centre, 45
Napoleon Home Comfort, 19

BUILDERS

A.M. Contracting, 139
Alair Homes, 45
Blake Farrow Project Management, 16
Bob Armstrong Construction, 135
Evolution Custom Building, 101
Funky Bunkies, 57
Gilbert & Burke, 11
GJ Custom Contracting Inc., 69
Great Lakes Custom Homes, 39, 125
Imagine.Design.Construct., 71
L. Patten & Sons Ltd., 24
Lavender Hill Homes, 133
Legendary Group, 31
NobleCraft, 83
Patrick B. Coulter & Associates Inc., 6
Porter Skelton & Associates Ltd., 55
Scot-Build, 14
United Lumber Home Hardware Building Centres, 47
Upstream Construction, 59
Valleyview Construction, 87

BUILDING/LANDSCAPE SUPPLIES

13forty Landscape Supplies, 69
Collingwood Home Hardware Building Centre, 45
Knights’ Home Building Centre, 113

Moggie Valley Timber Inc., 89
United Lumber Home Hardware Building Centres, 47

CABINETS & MILLWORK/CUSTOM FURNITURE/WOODWORKING

Log Furniture & More, 87
Sterling Custom Kitchens, 83
South Gate Cabinets, 61, 125

CLEANING

AM Morris Janitorial Service, 137
Molly Maid, 143
The Caretakers Housekeeping Services, 141

CONCRETE/MASONRY/STONEWORK

13forty Landscape Supplies, 69
Extreme Linings and Coatings, 135

COUNTERTOPS/GRANITE & STONE

Di Pietra Design, 81
Discount Granite Plus/The Tile Bar, 85
Elegant Solutions/Cambria, 74&75
Sterling Custom Kitchens, 83

CUSTOM FRAMING

Georgian Frame Gallery, 87
Paperwhite Flowers, 121

DESIGNERS & HOME STAGING

Abbott Design, 63
Baywood Designs, 37
BSW Design, 69
Décor Design, 85
FAD Farrow Arcaro Design, 61
Heirloom142, 87
Missy Sharp Interior Design, 28
Naked Designs, 55
Suze Interiors, 37

ELECTRICAL

Bear Electric, 143
Clarksburg Contractors, 137
Clearlite Electrical, 89

EXCAVATING/SITE PREP/SEPTIC

Ardiel Septic Services, 117
Clearlite Excavating & Haulage, 89
Mulch-It, 139

FABRIC/BEDDING/UPHOLSTERY

Fresh Design, 63

FASHION/CLOTHING

Lëuk Bij Hermas Interiors, 39

FINANCIAL/INSURANCE/MORTGAGE

Assante Capital Management Ltd, 63

FIREPLACES & STOVES

Chantico Fireplace Gallery, 10
Clarksburg Contractors, 137
Napoleon Home Comfort, 19
Stûv, 27

FLOORING, STAIRS & TRIM

Barrie Trim & Mouldings, 15
Dean’s Carpet One Floor & Home, 16
Discount Granite Plus/The Tile Bar, 85
Knights’ Home Building Centre, 113
Moggie Valley Timber Inc., 89
Northland Custom Flooring, 71
Owl Distribution, 139
PR Antique Flooring, 121

FOOD/DRINK/CATERING

Clearview Tea Company, 121
The Lively Olive, 36

FURNITURE & HOME DÉCOR/ GIFTS/COLLECTIBLES

Baywood Designs, 37
Chatterson’s Home Furniture & Appliances, 5
Clerkson’s Home Store, 47
Collingwood Home Hardware Building Centre, 45
Corinthian Kitchen & Bath Studio, 59
FAD Farrow Arcaro Design, 61
Green Love, 55, 124
Heirloom142, 57
Kaon Furniture, 139
Kettlewells, 101
Lagom142, 57
Leon’s, 9, 125
Lëuk Bij Hermas Interiors, 39
Niche, 71
Simply Country, 99
Simply Home Furnishings, 99
The Rusty Star, 137
Van Allan Design Centre, 24

Because you have better things to do...



Clear your head while we clean your space.



Extra special cleans for extra special homes, chalets & condos!

Environmentally Friendly Products | Fully Insured, Honest and Reliable
Rachelle Gauvreau thecaretakers@rogers.com 705.443.7790
c a r e t a k e r s h o u s e k e e p i n g . c a

Continued on page 142

OUR HOMES is committed to ensuring the businesses above appear under the correct headings. To make a correction, or to have your business listed under more than one heading, please email simone.steriorisk@ourhomes.ca. To have your business listed in our Home Resource Directory, call us to advertise at 705.888.1959.

OUR HOMES attracts the area's finest businesses to advertise in our pages, and utilize our unparalleled distribution and coffee-table appeal to market their products and services. We're making it easier for you, our readers, to become educated as you plan your home- and real estate-related purchasing decisions. The listings below are organized alphabetically by industry.

GARDEN CENTRES/GREENHOUSES/ FLORISTS

Kettlewells, 101
Lëuk Bij Hermas Interiors, 39
Paperwhite Flowers, 121
Riverside Greenhouses, 71

GEOTHERMAL

Clarksburg Contractors, 137
Sandy Hamilton Plumbing
& Heating Inc., 117

HEATING & COOLING

Clarksburg Contractors, 137
Duggan's Mechanical, 143
Napoleon Home Comfort, 19
Sandy Hamilton Plumbing
& Heating Inc., 117

HOME IMPROVEMENTS/RENOVATIONS

GJ Custom Contracting Inc., 69
Great Lakes Custom Homes, 39, 125
Imagine.Design.Construct., 71
Knights' Home Building Centre, 113
S & K Interiors Ltd., 85
Scot-Build, 14
Suite Envy & Panache Designs, 121
TDI Construction, 117
Van Dolder's Custom Exteriors, 41

INSULATION

Owens Corning, 43

KITCHEN & BATH

Bathworks, 103
Collingwood Home Hardware
Building Centre, 45
Corinthian Kitchen & Bath Studio, 59
Elegant Solutions/Cambria, 74&75
Knights' Home Building Centre, 113
South Gate Cabinets, 61, 125
Sterling Custom Kitchens, 83

LANDSCAPING/LAWN & GARDEN

Hackstone Landscapes, 101
Heartwood Landscapes & Gardens, 133
Natural Stonescapes, 117
Oasis North Landscapes, 6
Retreat Landscape Design, 14
Rocksolid Landscapes, 20
The Landmark Group, 23, 67

WillowStone, 35
Zeng Landscaping, 30

LIGHTING

Northern Iron, 99, 124
Van Allan Design Centre, 24

LIGHTSCAPING

Heartwood Landscape Lighting, 133

MEDIA

97.7 The Beach, 145

METAL WORK

Ironworks, 89
Northern Iron, 99, 124

MOVING & STORAGE

John Thompson Movers, 143

NEW HOME COMMUNITIES

Grandview Homes, 3
Hometown Creemore –
Alliance Homes Ltd., 105
Windfall Mountain Homes Inc., 148

PAINTING & DECORATING

Benjamin Moore, 18
Collingwood Home Hardware
Building Centre, 45
Heirloom142, 57
Knights' Home Building Centre, 113

PEST CONTROL

Environmental Pest Control, 125, 143

PLANNING & PROJECT MANAGEMENT

Kristine Loft / Loft Planning Inc., 63

PLUMBING

Bathworks, 103
Clarksburg Contractors, 137
Sandy Hamilton Plumbing
& Heating Inc., 117

POOLS, SPAS, HOT TUBS & SAUNAS

Heartwood Landscape Pool
& Spa Care, 133
Thornbury Clear Choice, 113

REAL ESTATE

Century 21 Millennium Inc. –
Kevin Woolham, 2
Chestnut Park, 25
Engel & Völkers, 7
Engel & Völkers – Holly Stone, 35
Lifestyles North – Steve Simon,
Marla Simon, 29
RE/MAX Four Seasons Realty Limited –
Todd Brooker, 109
RE/MAX Four Seasons Realty Limited –
Doug Gillis, 8
RE/MAX Four Seasons Realty Limited –
Janet Piotrowski, 103
RE/MAX Four Seasons Realty Limited –
Mark Veer, Mary Riopelle, 147
Royal LePage Locations North Realty, 4
Royal LePage Locations North Realty –
Anita Hearn, Doug Beaumont, 21
Royal LePage Locations North Realty –
Christine Smith, 13
Royal LePage Trinity Realty – Jane
Moysey, Lorraine McDonald, 65
Sotheby's – Kevin Gilchrist, 17
The Rioux Baker Real Estate Team at
Clairwood Real Estate Corporation, 97

SPECIAL ASSOCIATIONS

Southern Georgian Bay Association
of Realtors, 69

SPECIAL EVENTS

RLLN Holiday House Tour, 21

SPECIAL/NON-PROFIT ORGANIZATIONS

United Way Simcoe Muskoka, 105, 124

WATER TREATMENT

The Water Store, 143

WINDOW FASHIONS

Ashton's Blinds.Draperies.Shutters, 55
Baywood Designs, 37
Décor Design, 85
Dean's Carpet One Floor & Home, 16
Fresh Design, 63

WINDOWS & DOORS

Barrie Trim & Mouldings, 15
Cedarport Window & Door Centre Inc., 12
Knights' Home Building Centre, 113
Van Dolder's Custom Exteriors, 41

Excellence with Integrity



**Duggan's
MECHANICAL**

Furnaces & Air Conditioners
Tankless Water Heaters
Boilers & Gas Pipes

705.888.1300
duggansmechanical.com

Advertise With Us



Give your business the benefit of premium exposure and connect, like never before, to our extensive targeted readership!

Simone Sterio-Risk Account Executive
T: 705.888.1959 E: simone.steriorisk@ourhomes.ca

**SAFE SOLUTIONS.
GUARANTEED RESULTS.**



**ENVIRONMENTAL
pestcontrol**
Excellent reputation for quality service.

1.800.263.5055
www.environmentalpestcontrol.ca

**Dependable
Cleaning**




MOLLY MAID

Contact us today for a free in-home estimate:
1.866.629.5396

From our family to yours **The Water Store**

Merry Christmas & Happy New Year!



The Water Store Collingwood has:


- Over 15 years experience
- Friendly and knowledgeable staff
- Expert service to all make and models of water treatment equipment
- Save time and money with our U-fill water packages
- Fully installed water solutions for your home

Your Local Water Experts!

10 Keith Avenue Unit #302, Collingwood, ON L9Y 0W5 (705) 446-1330
www.waterstoresgroup.com

BEAR ELECTRIC

705.441.4085
Commercial & Residential



Bryan E.A. Richardson
Licensed Master Electrician
ECRA/ESA #7002990

**Dedicated to Excellence in
Service and Performance**

**Serving the
Georgian Triangle**
info@bearelectric.ca

JOHN THOMPSON MOVERS
Moving Your World
A Higher Standard of Care

**The Area's Premier Moving
Company For Over 50 Years**



- Local • National
- Worldwide Moving
- Competitive Pricing
- Professional Service
- Temperature Controlled Storage
- Public Self Storage

519.376.7613 • 1.800.567.5354
johnthompsonmovers@jtmovers.com

THAI COCONUT SOUP

RECIPE AND PHOTOGRAPHY
JENELLE MCCULLOCH

Spicy chili paste and rich coconut milk balance perfectly in this Thai-inspired soup. Makes a warm, healthy meal for two.

INGREDIENTS

- 2 servings of rice or rice noodles
- 1 tsp light cooking oil
- 1 lb shrimp
- 1 tsp ginger, grated
- 1 tsp garlic, grated
- 2 tsp Thai chili paste
- 1 ½ cups vegetable stock
- 1 ¾ cups coconut milk
- 1 tsp fish sauce
- 1 tsp brown sugar
- salt and pepper
- Cilantro, lime and radish to garnish

DIRECTIONS

- Cook rice or rice noodles according to package directions. Set aside.
- Add oil to heavy saucepan over medium heat and cook shrimp until tender. Remove shrimp, season with salt and pepper and set aside.
- Add garlic, ginger and chili paste to the pan and cook for 1-2 minutes.
- Pour in vegetable stock and allow to simmer for 5-7 minutes.
- Add coconut milk, fish sauce and brown sugar and simmer for another 10 minutes.
- Finally, add shrimp to warm.
- To serve, pour broth over rice or rice noodles and garnish with cilantro, lime and sliced radish. **OH**



online Get more recipes at ourhomes.ca/mag/cook

We're the Favourite!

97-7 the Beach is the Most Listened To Radio Station in Southern Georgian Bay.



- More people in Collingwood, Wasaga Beach and Clearview prefer 97-7 the Beach to any other station. We're the Favourite!
- Our News is the "go to" for these communities and listeners say 97-7 the Beach puts them in a great mood!
- 97-7 the Beach has the highest ranking for music selection, personalities, local traffic, beach and marine information.

Source: RMCG Inc. June, 2017

Listen Daily To
The Beach
Breakfast
with
**McCully and
Mariane**

weekday mornings



**Thank you for listening
Southern Georgian Bay!**


97.7FM
977thebeach.ca

97-7 the Beach
YOUR MUSIC LIVES HERE

at home with



JEFF WOODS


PHOTOGRAPHY **SARAH TACOMA**

Jeff Woods has been an authority on classic rock in Canada for decades, heard on radio programs like *The Legends of Classic Rock*. He continues to interview and bring perspective through conversations with rock icons including Rush's Geddy Lee, Stevie Nicks and the larger than life Keith Richards, and his latest radio series, *Records & Rockstars* features artists both classic and contemporary. His new autobiography *Radio, Records & Rockstars* reveals a side of Jeff that goes beyond the music – love affairs and tender memories of the places he has lived and how they have shaped him. Armed with a microphone and recorder, Jeff's craft is portable, which allowed him to relocate recently to Thornbury with his dog Kaper, a Vizsla, where he has set up a recording studio and is renovating and decorating a century home.




OUR HOMES: You've lived in all corners of Canada. Why have you settled in Thornbury?

JEFF WOODS: You can judge a place to live – both the home and the town or city – by the way you feel when you go to sleep and the way you feel when you wake up. I've never felt better than living in Thornbury, or as we like to call it, The Shire.



OH: What's your favourite spot at home?

JW: Well, strangely for me, because it's the first time for this: the kitchen. Complete with its corrugated metal backsplash and vintage green counter, it is tiny and galley-style, with three views to the yard and ravine leading to the Mill Pond.



OH: What furnishing has been with you the longest?

JW: My family held a raffle to place my father's mother's furniture in the hands of family members. I happily acquired an antique sideboard. It was the perfect piece for me, in that I remembered fondly opening the drawers and doors to find toys – the same toys my dad had played with in the 1940s. Now it houses some of my record collection and my stereo sits on top.

OH: Tell us about a recent home project:

JW: So many projects! One that stands out that's not only practical but rather surprising – the studio library. Typically in the past, my collection of music biographies has been housed in multiple bookshelves and cabinets, but somehow, when I assembled three tiers of barn board and stone shelves, wall-to-wall, my collection fit perfectly from A to Z. **OH**

Serving the Ski Community



CUSTOM BUILT CHALET - CRAIGLEITH

A must see for discerning buyers looking for a high quality custom built chalet in the heart of Craigleith. Extraordinarily crafted, this mountain home is nestled amongst the trees at the end of a quiet cul-de-sac. Highlights include a spacious gourmet kitchen with a fired slate island that flows into the open concept dining/living room featuring a wood burning fireplace, exposed wood beams and stunning reclaimed wood floors. 5 large bdrms and 4.5 beautifully appointed baths. The newly finished lower level offers a second family room with gas fireplace and room for billiards. This is a unique opportunity to own a true gem only a minute's drive from Craigleith and Alpine Ski Clubs.

MLS#1721576

\$1,499,000

EXECUTIVE BUNGALOW - NIPISSING RIDGE

Great attention to detail has been paid while crafting this over 4,000 sq', 5 bedroom custom built home surrounded by mature trees for total privacy. Complete energy efficient ICF construction with heated floors on both levels. This home has a lovely open concept living space with gourmet kitchen, floor-to-ceiling stone faced fireplace, large windows and a main floor master with 4 piece ensuite. The in-law suite capable lower level has a large family room w/stone faced gas fireplace, spacious games room and a fully equipped bar with fridge, stove and dishwasher. Conveniently located between Georgian Bay, Craigleith, Alpine, the Village at Blue, golfing, hiking and biking trails.

ML#1721212

\$1,375,000



BLUE MOUNTAIN - SNOWBRIDGE

Gorgeous 2 bedroom in Snowbridge, completely upgraded. This second floor suite has a fabulous deck overlooking the Monterra Golf Course. The modern kitchen has new stainless steel appliances with eat-in bar that seats four. Forced air furnace and a gas fireplace. Snowbridge amenities include the seasonal pool and paved walking trails that take you right into the Village. Shuttle-bus service available. 1% Blue Mountain Village Association entry fee. Annual \$0.27 per sq. ft. per year Blue Mountain Village Association membership fee and Snowbridge Residence Association Fees are applicable.

MLS#1722344

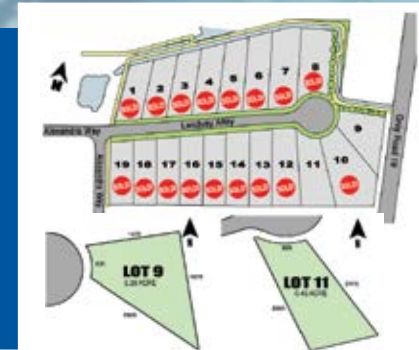
\$429,000

ONLY 2 BUILDING LOTS LEFT! - LENDVAY VALLEY

Build your dream home/chalet in a highly desirable community of unique homes and chalets. Scenic mountain views and water views from these 2 remaining lots. Walk to Craigleith Ski Club, Northwinds Beach, the Georgian Trail and the Village at Blue Mountain. Great recreational location to ski, golf, hike, cycle, play tennis, or walk the many neighbourhood trails right outside your door. Minutes from Collingwood and Thornbury's shops & Marinas, Scandinavian Spa and Scenic Caves. Natural gas, municipal water and sewer to lot line.

MLS#1701360 & MLS#1701363

\$368,000



MARK VEER

broker

Direct: 705.443.7911

markveer@remaxcollingwood.com



MARY RIOPELLE

sales representative

Direct: 705.446.5466

mriopelle@icloud.com



www.forsalecollingwood.com



CREATE
YOUR OWN
STORY.

A new chapter is unfolding at Mountain House at Windfall, an exclusive collection of 230 modern suites in buildings inspired by mountain chalet-style.

True to the vision of our Windfall enclave, these artful new homes reflect Georgian Bay's mountain chalet-style design, balancing seclusion and simplicity, with amenity-rich sophistication.

Set over 10 magnificent acres, this inspired low-rise community will offer contemporary open-concept one bedroom + den, two bedroom, two bedroom plus loft, and three bedroom options, all with private terraces, so you can enjoy the gorgeous views.

Wellness is a way of life. With warm and cold pools, outdoor wood burning fireplace, a sauna and relaxation room, and more, Mountain House at Windfall is truly designed to soothe the soul.



**MOUNTAIN
HOUSE**
at
WINDFALL