

Stunning HERITAGE HOME UPGRADE & RENO

BY JUDE WAYLAND
PHOTOGRAPHY BY SANDY MACKAY

You've got to have a lot of faith in a designer's style and taste to give them complete carte blanche to makeover your home. But that's exactly what the owners of a stately heritage home in downtown Collingwood recently did.

Continued on page 44

French doors add an element of privacy to this impressive 'non-smoking smoking room', where the homeowners frequently linger over morning coffee, and where guests retire after dinner for a digestif and intimate conversation. **OPPOSITE LEFT:** A heritage plaque hangs outside the front door of this grand century home, built in 1882. **OPPOSITE RIGHT:** Designer Scott Hunermund, owner of At Home Interiors/Food For Thought in Collingwood, selected Courvoisier Cognac-coloured club chairs to complement the focal point of the room, a majestic antique mahogany wall unit.



feature



The homeowners were sold on their century home the minute they saw it, but knew it needed a facelift. They also wanted to turn what was once a commercial space with several small rooms into an open-concept, après-ski games/party room and bar.

“We fell in love with it right away,” says the homeowner. “It’s such a beautiful house with so much character, and the appeal for us was the space itself, because we wanted to be able to accommodate our family and friends.”

So they handed the main floor update of the home, including certain aspects of the new addition, to designer **Scott Hunermund**, owner of **At Home Interiors/Food For Thought**. “The homeowners walked into my store by fluke,” says Scott, “and ended up loving my style, my taste, my store and the service they were getting. They told me they just bought a house, and asked if I would do the whole thing.” *Continued on page 46*

ABOVE: Oh the breathtaking splendour of owning a heritage home! Look up, way up! After several coats of new paint, each glorious architectural detail literally “popped” throughout the home.

RIGHT: This Victorian home is a work of art, featuring ornate architecture, elegant proportions and intricate detailing. In the stately front foyer, gleaming hardwood floors highlight a vintage ceiling medallion, stained glass transom and elaborate stair railings.

OPPOSITE: In order to accentuate the beautiful windows and dramatic floor-to-ceiling drapery in the formal living room, Scott designed the space so the furniture would “float,” rather than be pushed up against the walls. All the furniture is from At Home Interiors.



feature

The couple hired family friend **Sandy Nattress** of **Catalyst Residential Building Group**, a firm with plenty of renovation experience, to build the new addition. “What I like to do is take the time to understand what the client wants and what their vision is,” explains Sandy, “so I can be as creative as possible in recreating that vision.” The project was a collaborative effort between the designer, the builder and the homeowners, who, according to Sandy, were always flexible and open to new ideas.

Scott started by having the entire home meticulously repainted (by **Mark Murphy** of **Paintaid**), including walls, trim, cornices and ceiling medallions, selecting taupe colours in varying shades to run throughout the house, from lightest to darkest. It took six months of sanding and three coats of paint to achieve the desired effect. At Scott’s suggestion, the brass hardware on all the doors was sprayed black.

“I wanted it to be traditional, with an urban undertone,” explains Scott. “It’s a classic 1882 Victorian home and I wanted to work with the space. I didn’t want to do a lot of colour that would take away from the splendour of the house because everything is so beautiful.”


Fortunately, the home had been well maintained, and needed no structural upgrades. Most of the furniture in the living and dining rooms, including the fixtures, accessories, and draperies, came from Scott’s Collingwood store. “The homeowner didn’t even see the fabrics,” says Scott. “She said, ‘I totally trust you. I know whatever you do will be stunning.’”

Scott switched the family room to a formal dining room, turning the old dining room into a “non-smoking smoking lounge,” featuring a round, tufted diamond ottoman surrounded by four oversized, distressed leather club chairs. Creating a vintage feel in the room perfectly complemented the original floor-to-ceiling mahogany cabinetry on the back wall.

In the kitchen, the wood cabinets were re-painted to brighten up the room, and a practical, granite-like laminate replaced the pine countertop. “Scott is great,” says the homeowner. “He tells you where you should go high-end and where you can afford not to.” The homeowners were delighted with the new look.

Continued on page 48

RIGHT: The formal dining room was transformed into a spacious and bright space that features two faux wing chairs in the bay window and a classic century wood-burning fireplace. The dining room chairs were tastefully re-upholstered in black and white Italian damask. **BELOW:** The trim and doors in the home were painted Snowy Egret by Behr, Scott’s favourite colour. He uses it for all trim because it’s warm, and is a wonderful balance between white and winter white. Paperwhite Flowers in Thornbury supplied the fresh flowers.



feature

Because the mudroom leading into the kitchen was part of the original house, the team's challenge for the new addition was to bridge the old with the new. "The first addition to the home was built overtop a small original structure," explains Sandy. "We really didn't know where we stood until we opened it all up. It was a little organic in that way."

So down came the walls to open the space, once cut up into several tiny rooms. The tear down also uncovered part of the home's original brick wall. Once the entire back section and two entryways were gutted, and a steel beam added for support, the homeowners were able to better visualize the final layout.

An existing utility closet and tiny powder room were transformed into a complete spa-like bathroom with twice the space, and a guest suite was built for overnight guests. The home's warm brick accent wall is now the featured backdrop at the bar, designed by Scott and Sandy. There's also a TV area for the kids, a home office and a retro Gilligan's Island pinball machine for family fun and games.

Because the space was new, Scott designed the addition to have its own personality. "I wanted it to be casual, yet visually upscale. I didn't want it to look like a chalet, but I wanted it to have some northern ski cabin undertones, and that's where the reclaimed barnboard inset panels under the bar came in." *Continued on page 52*



The addition was designed to have its own modern character, not to duplicate the Victorian part of the home. To set the space apart, the new party/games room was painted Ruby Ring by Behr. **ABOVE:** Builder Sandy Nattress, owner of Catalyst Residential Building Group, specializes in renovations and add-ons for century, as well as modern homes. His team gutted the entire back section of the home to reveal an original exterior brick wall, which now lends character and warmth to the new area.



CORINTHIAN Kitchen & Bath Studio



photo courtesy of Greg Fess Photography

No obligation quotes • Professional design services
Full kitchen and bath renovation services
Granite, Quartz and Laminate counters
Dining furniture • Linens • Home décor and accessories

Visit our showroom.
99 King St. E., Kings Court Mall,
Thornbury
www.corinthiankitchens.com

519-599-2800
1-877-349-2800




Transforming
your **house**
into a
home



Area Rugs and Flooring | Lighting and Colour Consultations
Furniture and Room Planning | Custom Draperies & Blinds | Bedding and Pillows

Contact Lindsay to book your in-home consultation.



**inside
elements**

insideelements.ca
705.888.8630

f /insideelements



**BLAIR
DESIGN**

Garden & Landscape Design

*Creative and practical design
to suit any site and budget.*

Garden & Landscape Installation
Garden Renovation | Pruning

Russell Blair H.L.T.

519-378-9046



THORNBURY BUILDERS AND TRADES ASSOC.

WWW.THORNBURYBUILDERSANDTRADES.COM

"There is Strength in Unity"



info@thornburybuildersandtrades.com





It's party central in the new addition, where the action centres around the bar, a collaborative effort between builder, designer and homeowners. The bar includes inset barn board panels, a pine top that was actually milled on site, and fashionable wood and leather stools from At Home Interiors.

**Your home.
It's where you live.**



H
Huronia
Security & Monitoring
Fire & Safety
Home Theatre
Lock, Key & Safe

Your home is where you and your family are secure. It's the refuge. The safe place. The comfort zone. And Huronia is dedicated to maintaining that feeling. Not by being obvious, and making your home a fortress, but by providing and monitoring the systems that keep you, your family, your home... secure.


We provide the hardware, and the friendly voice, that you can depend on in your community. And because we own the local monitoring station... it really is Huronia you contact.

Call us today to talk security, for your home and family.

Safe. Secure. And Sound.

www.huronialarms.com

Collingwood 705-445-4444 • 800-504-3053 Midland 705-792-9311 • 888-363-9311



SOURCE GUIDE

Scott Hunermund of At Home Interiors/Food For Thought, Barrie Trim & Mouldings Inc., Bruce Eccles Electrical Contracting Ltd., Sandy Nattress of Catalyst Residential Building Group, Coast 2 Coast Plumbing, Home Depot, Jim Davidson Drywall Specialist, Rob Thorburn of Huronia Alarms, Mercury Heating and Natural Gas, Mark Murphy of Paintaid, Paperwhite Flowers, Greg Roe of Superior Painting.



“Sandy suggested we do a wood countertop on the bar, and I’m glad we did because it’s stunning. He really did a great job,” says the homeowner. Upper cabinets were cleverly used for the base of the bar to create more storage and floor space. **Rob Thorburn** of **Huronia Alarms** installed and wired the bar’s media area and the home’s security system.

“We love having our morning coffee in the club leather chairs in the smoking room,” says the homeowner, “but we also love the bar because of that brick wall.”

The claim to fame of this historical home is that it was the first house in Collingwood to have indoor plumbing. You have to wonder what other stories the home could tell... if only the walls could talk. **OH**

ABOVE: Coming and going is that much easier now that the homeowners have a separate side entrance leading into the new addition. **RIGHT:** An original exterior window was salvaged during construction and turned into a mirror that hangs in the entryway on the home’s original exterior brick wall.

TEKKHAUS

Distributed by



www.tekkhaus.com

PREMIUM ECO-SUSTAINABLE HOMES

A BETTER WAY TO BUILD

- Any home, any design!
- Bring us your plans or Architect’s drawings; we can build it!
- Skilled Manufacturing in an ISO Controlled Environment.
- Thoroughly engineered from top to bottom, which ensures on time delivery, reduced construction time & weather exposure and minimizes site theft & cost overruns.
- Quality components and engineering; buildings are healthy; green, energy efficient and strong.
- Structurally re-enforced to meet or exceed local codes whether hurricane, seismic or high energy.
- Non-toxic, mold resistant, fire retardant, & energy saving.
- Flexible package whether from shell only to finishing materials; Builders to DIY’s.
- International scope; 22,000 completed projects worldwide.



Charmwood Designer Homes, Inc

31 Austen Lane - Barrie, Ontario L4N 4V4

Phone: 705-794-4336

Email: tekkhaus.sales@gmail.com



BRANDSOURCE

Macdonald's
Furniture & Appliances

206518 Hwy. 26 E, MEAFORD
519-538-1620 • 800-265-3172

www.macdonaldsfurniture.com

STORE HOURS: Mon. - Sat. 9 am - 5:30 pm • Fri. 9 am - 8:00 pm • Sun. 11 am - 4 pm

