

# GEORGIAN BAY. *classic*

RECLAIMED WOOD AND HIGH VIEWS OF THE  
BAY DEFINE THIS CHALET-COTTAGE

BY WILLIAM SHELLEY  
PHOTOGRAPHY BY SANDY MACKAY

This beautiful new house with a commanding view sits on an escarpment bluff high above Georgian Bay. Both the house and the view are very special to the owners Janice and Boyd, echoing personal connections back to their childhoods. The visions of the owners and **Black Tusk Development Group** came together brilliantly to create this handsome amalgamation of style and substance. *Continued on page 44*



This home is all about location. One of the first things the builders did was erect scaffolding to help the homeowners envision the spectacular post-build view of Georgian Bay. **OPPOSITE:** Part cottage, part chalet, this 2,880 sq. ft. home showcases exterior fieldstone and ledgerstone, nautical décor, as well as an exotic selection of reclaimed woods, including brown ash, hemlock, and elm.



Black Tusk – **William Brown**, Owner and President, and **Barbara Patton**, Project Manager and Interior Outfitting – are known for being able to work with smaller, more efficient footprints and making the most of irregular lots. In this case, the lot was desirable for its view and depth, but was a bit narrow. “Since it was a narrow build, we had to focus everything into a 31-foot-wide lot,” says Bill.

But his design prowess took what seemed like a minus and turned it into a plus by orienting everything toward the view. The home is on the same escarpment massif as the Georgian Peaks Ski Club, where the homeowners and their three children are members. “We were trying to get the feel of a chalet without it being too traditional,” Bill says. “We wanted to keep the design influences toward the contemporary side but bring in that chalet element.”

The home is a subtle hybrid of several themes inspired by the owners: the chalet elements a nod to their passion for skiing; the maritime theme a nod to Boyd’s heritage (he was born in Newfoundland into a seafaring family and he and Janice remain avid sailors); and the cottage influence a nod to Janice who grew up during summers in a beloved clapboard cottage built by her family circa 1910 in the 30,000 Islands across the Bay.

But even with all that, the structure is not complicated by competing styles. “Especially at the front, it’s a simple roofline,” says Bill, “to be more symbolic of a cottage. The colours and materials have a bit of that coastal feel.” The front approach to the house serves as a good example of Black Tusk’s design-build ingenuity. *Continued on page 47*



**OPPOSITE TOP:** Boyd, daughter Samantha, family pet Lucy and Janice arrive at their new home, laden with supplies. What was supposed to be a winter ski chalet is now the family’s four-season getaway. **OPPOSITE BOTTOM:** A covered walkway leads to a stately portico featuring solid stone pillars and Douglas Fir beams. **ABOVE:** The homeowners and their three children enjoy the changing seasons and breathtaking bay vistas from their screened-in cedar porch perched high atop the escarpment. **FAR LEFT:** A beautiful painting by daughter Samantha of the family watching the sunset by the bay hangs in the foyer over a rustic antique cabinet. **LEFT:** Barbara Patton and Bill Brown of Black Tusk Development Group worked their magic to make the most of the homeowners’ narrow, irregular-shaped lot.





**OPPOSITE:** There's lots of room to cook and hang out in this spacious and bright kitchen. Reclaimed elm flooring throughout the home was sourced from a 120-year-old Waterloo-area barn. An antique, reclaimed hemlock bulkhead sits over a walnut island bar. **LEFT:** Artistic and maritime touches abound in this contemporary chalet-style home. **BOTTOM LEFT:** In the kitchen, the homeowners opted for cleft slate countertops, and a ledgestone backsplash. Cabinets are painted Revere Pewter by Benjamin Moore. **BELOW:** The dining room bar is crafted from walnut, and a reclaimed hemlock wine-glass shelf is both functional and arty.

"The garage and covered walkway did a couple of things," Bill explains. "It solved the technical problem of the narrow lot – the only place we could put the garage was out front. Normally it just gets slammed on the front and dominates it. We thought, 'How can we get away from that?' So we detached the garage and then connected it to the house with a covered walkway ... so it draws you into the house and also allows a lot of sunlight into the building."

Numerous facets of the home echo owners' Janice and Boyd's personalities. On the upstairs landing is an inset wood compass rose created by Toronto's Heartwood Architectural Wood Products. "Barb and carpenter **Hugh Grafton**, of **Grafton Carpentry** came up with the idea," says Janice. "They knew we were sailors." Boyd adds: "The compass is set to magnetic north. As Bill and Barb got to know us more, they wanted to bring out this nautical theme, the Georgian Bay theme." These themes

are referenced in many other details, including beach rock motifs in the bathroom and fireplace stone, and the coastal Newfoundland-inspired exterior siding colour.

Barbara and Janice sourced the reclaimed elm flooring from Northern Wide Plank. It originally came from a 120-year-old barn in the Kitchener-Waterloo area. Another old Ontario barn provided reclaimed hemlock for the many interior panels throughout the house. Janice is especially attached to the hemlock as its grey unfinished tone reminds her of her weathered Georgian Bay cottage dock. These panels – prepared and installed by cabinetmaker **Charles Davies** of **Charles Davies Custom Fine Furniture** – are cleaned with a power brush then ripped to a consistent width and planed on the backsides. "That's what gives it that crisp-lined look," Barbara adds. *Continued on page 48*






**ABOVE:** All five family members are keen sailors and skiers. Their home is a lovely tribute to Boyd's seafaring heritage and to Janice's memories of her family cottage in the 30,000 Islands. **RIGHT:** A 24-inch, inlaid compass rose, custom designed in Toronto with the same woods used throughout the home, was set to magnetic north by local sailor Hugh Grafton of the Thornbury Yacht Club. **TOP RIGHT:** This lower-level games room was cleverly designed to let the light shine in and highlight awesome views of the bay. A raised gas fireplace throws off heat while playing pool. **FAR RIGHT:** A unique 1920s etched glass, ruby-red grape light hangs in the old-wood wine cellar.



So much of the reclaimed wood in the house has an interesting back-story. For example, the bookcase top on the landing: "It's solid antique brown ash," says Barb, "purchased from an old-timer in Owen Sound who had operated a sawmill." Charles Davies adds: "finding this piece of wood and using it for a build like this – it just doesn't get any better."

Even the custom bathroom vanities by **Jason Holmon** of **JTI Design** feature reclaimed lumber with clear coat, and the basement wine cellar is old wood as well. **Redridge Millwork & Design Ltd.** in Stayner did the cellar mechanics, wood wine-storage and display; **Skot Lawrence** of **Desiron Custom Metal Artwork** in Clarksburg did the iron display rack with leather slings. Barbara found the 1920s grape-cluster ceiling lamp in an obscure vintage lighting store in Toronto and thought the owners would love it. They did. *Continued on page 50*



## Collingwood HOLIDAY HOUSE TOUR 2013



Guest Speakers

Fashion Show

Seminars

Workshops

Silent Auction

Join Us Again This Year!

SATURDAY NOVEMBER 16TH &  
SUNDAY NOVEMBER 17TH, 2013

TICKETS \$30.00 EACH

VIP ACCESS TO 8 STUNNING HOMES  
IN THE GEORGIAN TRIANGLE

A portion of the ticket proceeds going to the local charity of the homeowner's choice.

FOR MORE INFORMATION VISIT  
[COLLINGWOODHOLIDAYHOUSE TOUR.COM](http://COLLINGWOODHOLIDAYHOUSE TOUR.COM)

Presented By




Sponsored By




The first step to  
Complete your Dream...  
is a Conversation  
with Us

ARCHITECTURAL DESIGN  
INTERIOR DESIGN  
PROJECT MANAGEMENT



519. 599. 3337  
[blacktuskdev.ca](http://blacktuskdev.ca)



AVAILABLE  
FALL 2013

"A re-envisioned  
Thornbury Home  
for today's Lifestyle  
and  
Georgian Bayside Living"

SixtyOne  
THORNBURY.COM  
Living by the Bay



**BELOW:** The second-floor loft area is an exceptional spot to stargaze over the Bay. **RIGHT:** Fifteen-year-old Samantha and her pup Lucy cuddle up in a cosy alcove in Sam's bedroom. **BOTTOM RIGHT:** Iridescent blue shower tiles simulate the Bay, and pebbles on the shower floor and vanity countertop evoke the beach, complementing the home's nautical ocean theme.



From the beginning, Janice and Boyd appreciated the way Black Tusk operated. "We started with scaffolding," Boyd says. "We got up on the scaffolding and Bill and Barb laid out what the sightlines would be. We could see that they were really hands-on and practical. And also very creative."

Those sightlines are magnificent. Apart from the very top of the Blue Mountains, you'd be hard pressed to find a more sweeping view of the Bay anywhere in the region. "We were able to optimize the view very well," says Janice. "You can see the Bay from almost every room." **Oasis North Landscapes** completed all landscaping and exterior hardscapes.

During framing, the Black Tusk team realized they needed to reconfigure the second floor to maximize the views of the Bay from the master bedroom. "When we started framing the second floor," Bill relates, "it was obvious we were getting tremendous views. So we reconfigured the upper level, opened up a loft at the top of the stairs and added a dormer. Boyd wanted to wake up to a view of the Bay." Barb counts the second-floor configuration as one of the highlights of the build. "The big thing for me was getting the second-floor package on and realizing just how big the view got from up there."

"We wanted to build a house for Georgian Bay," emphasizes Boyd. "We wanted it in a Georgian Bay style, with local craftsmen. Initially the place was envisioned as more for winter, for skiing. But as the kids get older, we're using it four seasons." *Continued on page 52*



*Cherché*  
HOUSE OF DESIGN

*French Country Traditional hip Contemporary Rustic*  
*Introducing Martha Stewart Furniture*  
*Interior Design Services on Site*  
43 bruce street thornbury 519.599.7151

**BLAIR DESIGN**  
*Garden & Landscape Design*

*Creative and practical design  
to suit any site and budget.*  
Garden & Landscape Installation  
Garden Renovation | Pruning  
Russell Blair H.L.T. 519-378-9046

**jti design**  
custom cabinets & furniture  
Clarksburg, Ontario  
705.441.0036 | jason@jtidesign.ca

**CATALYST**  
RESIDENTIAL BUILDING GROUP  
*Additions, Renovations & New Construction*

*you dream it... we build it.  
simple. easy. better.*

**705-441-0891**  
**sandynattress@gmail.com**





**ABOVE:** Pocket doors lead to a spacious en suite. The teak vanity is a nod to Boyd's nautical heritage, while reclaimed barnboard creates a weathered, antique look. **TOP RIGHT:** A photo of Boyd's racing boat hangs over the gas-burning fireplace, encased in ledgerstone, in the master bedroom. **MIDDLE RIGHT:** Earth-tone furnishings and a neutral palette add warmth throughout the home. Floral arrangements are by Paperwhite Flowers and accessories from Van Allan Design. **RIGHT:** Gleaming marble floors set the stage for a soak in this freestanding Victoria + Albert volcanic limestone tub.

## SOURCE GUIDE


AM Roofing Solutions Ltd., Bear Electric, Cedarport Window & Door Centre, Chantico Fireplace Gallery, Charles Davies Custom Fine Furniture, Corinthian Kitchen, Dave Campbell, Desiron Custom Metal, Dipietra Design, Doug's Plumbing, Electrical & Structural Wiring, Georgian Design Centre, Havens Home Building Centre, JTI Design, Just Ask Judy, Macdonalds Brandsource Home Furnishings, Northern Wide Plank Flooring, Oasis North Landscapes, Paperwhite Flowers, Prima Lighting, Red Brick Group Inc., Redridge Millwork & Design Ltd., Restoration Hardware, RT Mechanical, The Cheese Gallery, The Flooring Place Inc., Van Allan Designs. **OH**



Paperwhite  
FLOWERS

FLORAL AND EVENT DESIGN  
CUSTOM FRAMING

519.599.6606  
15 BRUCE STREET SOUTH  
THORNBURY, ON N0H 2P0  
WWW.PAPERWHITEFLOWERS.CA



DESIGN BUILD RENOVATE

**JAMES WOODCOCK**

705-441-3079  
519-599-5583

**TDI**  
Building Excellence

www.topdrawerinteriors.ca




**fAd**  
FARROW ARCARO DESIGN

INTERIOR SPACE PLANNING  
BATH AND KITCHEN DESIGN  
CUSTOM FURNITURE & LIGHTING

A.R.I.D.O ACCREDITED INTERIOR DESIGN

51 Hurontario Street, Collingwood, 705 444 8330  
www.farrowarcarodesign.ca



**Ashton's**  
BLINDS • DRAPERIES • SHUTTERS

King's Court, Thornbury, ON  
519.599.7695

**ECLIPSE**  
SHUTTERS

Professional in-home consultation