

PHOTOGRAPHY BY SANDY MACKAY

# KITCHEN makeovers



## 10 INGREDIENTS FOR A *deliciously designed kitchen*

Jennifer Bramwell and Missy Sharp of Bramwell Sharp Design have designed a lot of kitchens. Here, they share their top 10 elements of design that work every time.

1. **Start with the larger picture and create a plan.** A home is an expression of you and your lifestyle. Can the dining room become the new kitchen? The old kitchen a great room? Do you need a mudroom? Your plan is a roadmap that shows you where you're going with every improvement to your home.
2. **Make sure the plans for your kitchen are harmonious with the rest of the house.** The quality of the materials you pick, the style and palette must blend seamlessly into the rest of your house to increase your enjoyment and protect your investment.
3. **Keep a file on what you like** and note the things that are working well about your current space. Include the little annoyances that you would like to improve upon.
4. **Your research helps create a budget.** The project scope will dictate the budget. An interior designer can advise you on where you can recoup your costs and where to spend to lift the look of the house, and protect your investment.

Okay, you have a budget and a plan. What other things should you consider?

5. **Be realistic about your space.** Unless you increase the actual square footage, your want list will have to be prioritized. For example, do you want an island or a walk-in pantry? Be realistic in what your space can support and still function. A range needs about four feet of clearance in front and a barstool requires three feet of clearance for comfortable seating. A fridge needs a landing spot nearby. Your range can't be too close to a turn in the countertop, and the range-hood must be a certain height to ensure proper ventilation.
6. **Use quality materials and select strategically to support your budget.** Drawer sliders and door hinges get the most wear and tear in your cabinetry. Marble may be beautiful but impractical. Materials have to stand up to the use it will get over the life of your kitchen. A high/low strategy can keep you on budget. Design experts know where to invest and where to save to stay on budget without jeopardizing the look.
7. **Maximize the available space.** Cabinets to the ceiling or floating shelves can capture vertical space that would otherwise be wasted. The measure of efficiency means planning your space around the work triangle – the pathway between the refrigerator, range and sink and the distance between them.
8. **Lighting helps a kitchen function.** For example, a log home, despite its charm, can be a sponge when it comes to sucking up light. Positioning, type of lamp and wattage all play a role in effective lighting plans. Consider the occupants. A gourmet chef, a caterer, a hobby baker, a person who entertains frequently, a mature adult with vision challenges all need great lighting to carry out their tasks comfortably and safely.
9. **Your kitchen is a reflection of you, not a showroom.** Designers create functional, beautiful spaces that reflect budgets, lifestyles and tastes. Classic elements protect your investment and are timeless in feel. Great design is not trendy. It is a reflection of function and timeless style.
10. **Choose your professionals wisely.** A kitchen is an investment and will add value to your home. Taking the time to hire the right professionals will ensure the success of your project. Ask for referrals and examples of their work. Competitive bids will reflect the price of the job within a close range and can help you understand the cost of the project. Your team should be selected based on reputation, professionalism and quality of workmanship over small differences in price.

*Continued on page 85*





## EUROPEAN

This kitchen has a European flair fit for a gourmet. The owners moved to Collingwood from Europe and knew exactly what they wanted in their new kitchen. They totally gutted the space and started over. Their want-list included a large island with a cooktop, lots of open storage for the chef's ingredients and an eat-at island for the whole family.

**Contractor:** Porter Skelton & Associates  
**Cabinetry:** Clearview Woodworking

*Continued on page 86*





## kitchen & bath




Double oven with warmer



Calm and quiet view of farm



Replica of the farm in handmade tiles, by Anika Lex, built into backsplash



Hidden storage

## FRENCH COUNTRY

The kitchen in this century-old stone farmhouse needed a major redo. The homeowners and the designers agreed on a French Country look that honoured the integrity of the home. "The tile floor reminded us of Provence, France and was our jumping off point," Sharp explains. The wife wanted calm and quiet while the husband wanted loud and bright. The compromise looks magnificent.

**Contractor/Cabinetry:** Chris Franks of Georgian Bay Enterprises and Jamie Watson of JCB Woodworking Fine Carpentry. Cabinets painted by Deborah Masters  
**Countertops:** City Stone *Continued on page 88*



before



Shaker-style cabinetry with putty uppers and black lowers

Wet bar

Beautiful granite counters

Brightly painted chairs and refinished antique harvest table

Mexican tile flooring inspired the design



## kitchen & bath

Perfect pendant lights  
over small island

Custom Benjamin  
Moore red paint

All new  
appliances

Refinished pine  
flooring with  
clear stain



## CONTEMPORARY LOG HOME

The owners of this dated log home wanted a dramatic new kitchen without breaking the bank. They loved the colour red. Bramwell Sharp suggested a striking new design using IKEA red, high-gloss cabinetry. An industrial stainless steel backsplash, grey Caesarstone counters and new appliances turn a small inefficient kitchen into a fabulous space that screams WOW.

**Contractor:** McIntyre Brothers & Associates  
**Countertops:** Caesarstone Concrete Model 2003  
**Paint:** Benjamin Moore custom red  
**Accessories:** 3H Interiors *Continued on page 90*

**206518 Hwy 26 E, MEAFORD**  
**519-538-1620 or 800-265-3172**  
[www.macdonaldsfurniture.com](http://www.macdonaldsfurniture.com)

**FURNITURE & APPLIANCES**  
Since 1953

**Financing That Fits**

**STORE HOURS:**  
Mon. to Sat. 9 am - 5:30 pm  
Fri. 9 am - 8:30 pm  
Sun. 11 am - 4 pm

Visit our  
new and  
improved  
Website!

OUR HOMES presents:

**MAKEOVER  
MADNESS**

WIN a KitchenAid Stand Mixer!\* Retail Value: \$549.00  
Visit [www.ourhomsmagazine.com](http://www.ourhomsmagazine.com) for contest details.

\*No purchase necessary. Contest ends May 15, 2011. See the OUR HOMES website for full contest details.

WIN A  
KITCHENAID  
STAND MIXER!

**NEW!  
NEW!**

Online exclusive articles & photos • Links to advertisers' websites & more

*you'll love it!*



OR

use your  
smartphone  
to scan the  
barcode below for  
full contest details.





# kitchen & bath




Red  
high-gloss  
finish

Enhanced  
lighting

Stainless steel  
backsplash

Switchplates wrapped  
in stainless steel

Grey  
CaesarStone  
counters



## DEANS CARPET ONE FLOOR & HOME®

The **ONE** store for your perfect floor.

Each of the 100 Carpet One Floor & Home stores across Canada are locally owned and operated, offering exceptional service and the best warranties in the business. When your floor matters, count on Deans Carpet One Floor & Home.



2808 Hwy 124, in Duntroon (South of Collingwood) 705.445.2166  
334 Sykes Street, Unit 4, in Meaford (Hwy 26) 519.538.2166  
[www.deansrugland.com](http://www.deansrugland.com)



**24-HR  
EMERGENCY  
SERVICE**

Nothing can replace  
the charm, appeal and  
full-bodied heat of wood.  
We are your

*Fireplace Specialists*

**Reliance**

**Northern Comfort  
& Mechanical™**

24 HOUR EMERGENCY SERVICE • HEATING • AIR CONDITIONING  
CUSTOM DUCTWORK FABRICATION • WOOD, GAS & ELECTRIC FIREPLACES  
IN-FLOOR RADIANT HEATING • INDOOR AIR QUALITY • HEPA-AIRE DUCT CLEANING  
GAS GRILLS, GAS PIPING INSTALLATIONS • AUTOMATIC HOME STANDBY GENERATORS

**FREE IN-HOME CONSULTATION  
(705) 445-5670**

™ Trademarks of Reliance Comfort Limited Partnership

[www.northerncomfortmech.com](http://www.northerncomfortmech.com)

Showroom Location: 14 Ronell Crescent, Unit 1, Collingwood







Built-In shower caddy

Labyrinth-style glass walk-in shower



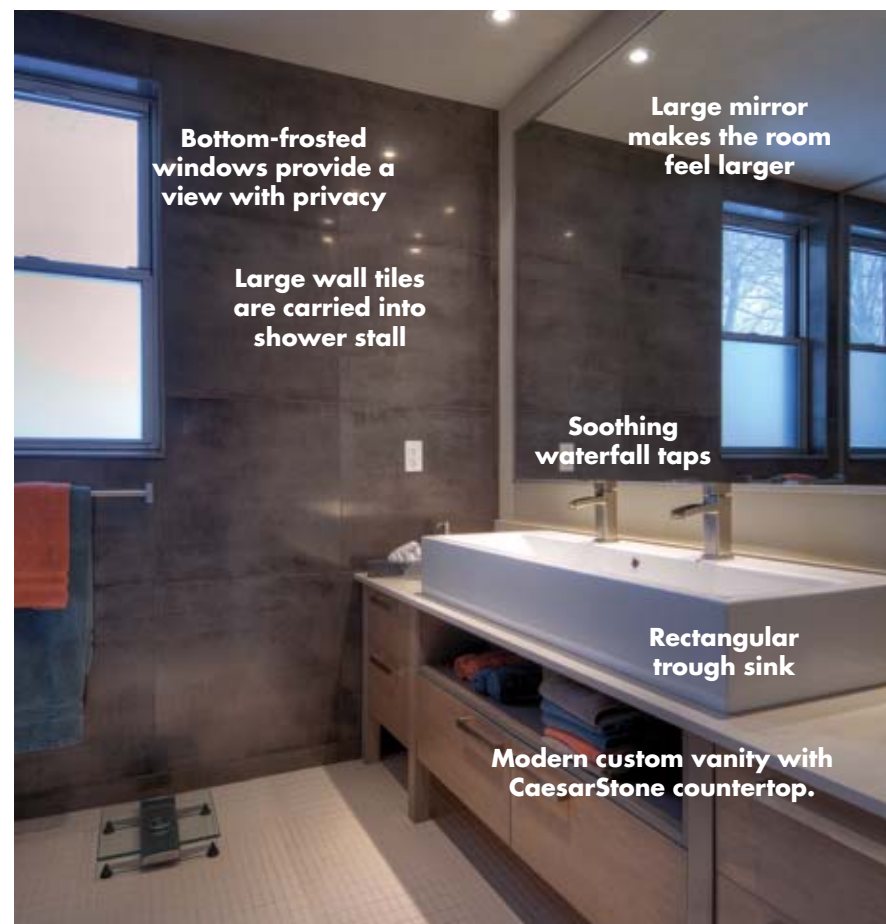
before

# BATHROOM makeovers

## 5 STEPS TO A beautiful bathroom

Make a splash with your bathroom renovation. Bramwell Sharp Design offers some simple advice to make any bathroom sparkle.

1. **Install in-floor heating if you can.** Keeps mildew at bay and is luxurious to stand on!
2. **Layout pointer: toilets should not be seen head on when the door is open.**
3. **Moving plumbing adds costs to the job. Work with the existing layout if you can.**
4. **Good ventilation is a must.**
5. **Select your fixtures according to your needs.** A vanity will give you more storage than a pedestal sink. A built-in shower caddy is extremely handy and useful. Always make room for towel racks.



Bottom-frosted windows provide a view with privacy

Large mirror makes the room feel larger

Large wall tiles are carried into shower stall

Soothing waterfall taps

Rectangular trough sink

Modern custom vanity with CaesarStone countertop.

## EUROPEAN SPA

This bathroom is located upstairs in a Victorian home and is the main bath used by the entire family. The shower was a challenge. Bramwell Sharp incorporated a small step-up and beautiful bathroom tiles.

**Contractor:** Porter Skelton & Associates  
**Cabinetry:** Clearview Woodworking

*Continued on page 94*

# NEPSCO

Electrical & Plumbing Supply

Industrial • Commercial • Residential

When **Quality Products** do make a difference.

1221 Mosley Street, Wasaga Beach 705.429.0424  
[www.nepSCO.ca](http://www.nepSCO.ca)

# Gardens of Prestige LTD

"Landscape projects that meet your budget and exceed your expectations" Call Today for an On-Site Meeting

Since 1987

- Detailed CAD landscape design
- Natural stone masonry
- Flagstone & precast stone installation
- Rock gardens
- Ponds & multi level waterfalls
- In ground/above ground pools
- Decks, gazebos & timber frame structures
- Lighting systems
- Planting & tree spade service
- Turn key service
- Project management

MEMBER LANDSCAPE ONTARIO

**Tim Meijs B.SC. (Bio-AGR) M.B.A.**  
(705) 424.4202 866.263.5110  
[www.gardensofprestige.ca](http://www.gardensofprestige.ca)

FINE QUALITY RESIDENTIAL LANDSCAPE ARCHITECTURAL SERVICES

*A little temptation ...*  
*from those who spend their lives trying to avoid it.*

Furniture to match your look and needs. Let us design and build for your home.

**Country Charm Mennonite Furniture**

17 George St, Caledon 519-927-1789  
Hwy 6 & 10, Owen Sound 519-376-4434  
[www.ccharm.com](http://www.ccharm.com)

Bedrooms Buffets & Hutches Chairs & Rockers Tables Home Office

Doesn't your *wine* deserve the best *home*?

At *Georgian Bay Cellars*

we transcend our clients into a World Class wine space experience within the privacy of their own homes.

COURT OF MASTER SOMMELIER CERTIFIED  
705.445.0500  
[georgianbaycellars.com](http://georgianbaycellars.com)

*Georgian Bay Cellars*

DESIGN BUILD MANAGE





## CONTEMPORARY LOG HOME

This bathroom is upstairs in a renovated log home. The location of the windows posed a visual challenge, which Bramwell Sharp conquered by framing the entire wall in mirror to unify the awkwardly placed windows. They used the same sink as they did in the European bathroom, but added different faucets. A downstairs powder room received a similar makeover on a smaller scale.

**Contractor:** McIntyre Brothers & Associates  
**Cabinetry:** Clearview Woodworking  
**Window Coverings:** Dean's Rugland Carpet One  
**Flooring:** City Stone  
**Art:** Jen Wilkins  
**Paint:** Benjamin Moore Edgecomb Gray **OH**



**LEGENDARY LOGCRAFTERS LTD.**

Authentically Handcrafted  
 Log • Post & Beam • Hybrid

Collingswood, On • (705) 444-0400  
[www.legendarylog.com](http://www.legendarylog.com)

HOME DECOR • BEDDING • LIGHTING • GIFTS • FURNITURE • HOME DECOR • BEDDING • LIGHTING • GIFTS

*Winter Savings*

FEBRUARY LEATHER SALE

MARCH BEDDING SALE

**Clarkson's**  
 HOME DÉCOR

*Where comfort comes first!*

85 HURONTARIO STREET • (705) 445-1988  
 OPEN SEVEN DAYS A WEEK

**Canadian-made countertops at factory direct pricing ...in just 10 days**

With sink styles ranging from traditional to contemporary we offer an array of choices to compliment your unique home and lifestyle.

Discover your **polaris** possibilities today

**Di Pietra Design**  
 THE COUNTERTOP SPECIALISTS  
 Custom Fabrication Slab & Tile

Come visit our newly renovated showroom & facility:  
 672 Welham Rd, Barrie, ON | 705.727.0096 | [www.dipietradesign.com](http://www.dipietradesign.com)

**More than just granite countertops...**

