

SKI SEASON 2017

STYLE ■ COMFORT ■ IDEAS ■ REAL ESTATE

ourhomes

S O U T H E R N G E O R G I A N B A Y

CHALET *makeover*

hospitable
HISTORIC HOME

**POLISHED
APRÈS SKI**

AT HOME WITH
TODD BROOKER

3 *inspiring*
MUDROOMS

MONOCHROMATIC ACCENTS
RECLAIMED & REFRESHED
BASEMENT BONUS

117 HAPPY VALLEY ROAD \$950,000



Georgian Bay views from this slopedside chalet. Located on the north runs, this chalet is ready to occupy this ski season. Use this chalet now and decide how to build your dream chalet. This is possibly the best lot on the road!

HAPPY VALLEY ROAD \$650,000+



Ski in/Ski out properties starting at \$650,000! Most with beautiful Georgian Bay views! This is quickly becoming an elite location to build on in Blue Mountains. Often overlooked, this is one of the few places you can build hill side on Blue Mountain. Call before they're gone!

CLEARVIEW COUNTRY GEM

SOLD



4 bedroom, 2 bathroom home has a renovated open kitchen and dining area and a wonderful great room with vaulted ceilings and large windows overlooking the park-like backyard. This lovely 3.5 acre homestead has the convenience being only 7 minutes from Collingwood yet has a real country feel.

VALLEY RIDGE FARM

SOLD



After 2 years to find the right buyers, Valley Ridge Farm and the 2 separate vacant lots are SOLD! We still have buyers interested in similar properties. Give us a call to list your farm or acreage! We'll work hard to get your property sold and won't give up until a deal is DONE! The spring market is around the corner! Call us today!

NEW PRICE! LT 14.4TH LINE \$425,000



Located on top of Blue Mountain this 92 acre parcel is mostly treed with a winding road to a clearing a third of the way into the lot. Offering a wonderful and private retreat in an excellent location to build your dream home. Just minutes to Blue Mountain resort and Village.

The Team at
Century 21
MILLENNIUM INC.
Brokerage*

Top Sales in the Collingwood Office for 2013

WWW.KEVINWOOLHAM.COM

President 2015 & 2016 Southern Georgian Bay Association of REALTORS®



KEVIN WOOLHAM

Sales Representative, SRES®

info@kevinwoolham.com

www.kevinwoolham.com

(D) 705.888.1219

(O) 705.445.5640

Toll Free: 866.669.6608

* Centurion Award Winner**
for 2011, 2013 & 2015



JOSÉE RIVARD

Sales Representative

info@joseerivard.com


(D) 705.770.8855

* Silver Award for Sales in 2013**

Get a top team at **Century 21**
Collingwood working for you today!


With offices in: *Brampton, Collingwood, Thornbury, Orangeville & Wasaga Beach*

NEW PRICE, SERIOUS SELLER! 6906 Regent Street \$1,075,000




FEATURED LISTING

This bright custom built home is located on a beautiful 3 acre parcel that is lined by an enchanted river with seasonal fishing. The house is styled after an old farmhouse but with modern contemporary finishes such as metal beams throughout the main floor, stainless steel appliances, gorgeous master and ensuite separated from the other bedrooms by a gorgeous metal and timber walkway. Large 40'x60' shop ready for your hobbies to expand!



For those seeking a tranquil yet active lifestyle, Collingwood is the perfect choice. Its location on the shores of Nottawasaga Bay gives residents easy access to a huge array of sports and recreational pursuits. Along with excellent dining and shopping establishments and a vibrant business climate, there is truly something for everyone here.

Every Grandview home comes complete with quality features and finishes, such as 9' Ceilings, Garden Doors, Landscaping Package, California Textured Ceilings, Gas Fireplaces, Deluxe Oak Staircases and Stainless Steel Hood Fans. Don't miss your chance to live in a Grandview Homes community.



MOUNTAINCREST

WATCH for PHASE 5 — 64 DETACHED LOTS

For more information, call 1-866-775-0333 or email: mountaincrestcollingwood@gmail.com
Visit our Model Home at the corner of Poplar Sideroad and Clark, just east of High St. in Collingwood.



**GRANDVIEW
HOMES**

*Building communities
you'll be proud to call home.*

WWW.GRANDVIEWHOMESNORTH.COM

THINKING ABOUT SELLING?
Local Sales are on the rise and we NEED properties to sell now!

Not intended to solicit properties currently listed for sale. *Independently Owned and Operated E&OE **Award information available at Century 21 Millennium Inc.



#LocationsNorthExcels

at working with
you to achieve
a smooth sales
process from
start to finish

Make Your Move
Interview Us



COLLINGWOOD: 705-445-5520
CREEMORE: 705-881-9005
MEAFORD: 519-538-5755
THORNBURY: 519-599-2136
WASAGA BEACH: 705-617-9969

PERSONAL | PROFESSIONAL | PROGRESSIVE
REAL ESTATE SERVICES

LOCATIONS **NORTH**
BROKERAGE

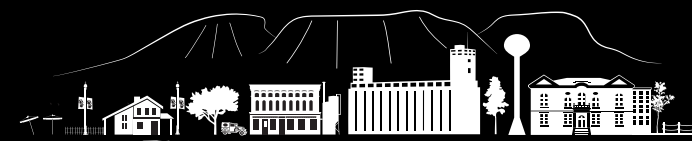
www.locationsnorth.com



Our *Clients' Success* is evidenced by our *Market Position*

#1 Market Share

We've sold **61% More** real estate (in \$ MLS® sales)
than our closest Georgian Triangle competitor
according to SGBAR* Jan 1st - Dec 31st 2016



* Southern Georgian Bay Association of REALTORS® Not intended to solicit properties currently listed for sale



FRIGIDAIRE
GALLERY

CHATTERSON'S



— AND APPLIANCES —

CUSTOM DESIGN

Choose your Style, Fabric, Leather, Wood Finish

From Canada's Best Manufacturers • Open 7 days • 18,000 Sq. Ft. Showroom

101 Pretty River Parkway, Collingwood

T: 705.446.3456 | F: 705.446.1922

homefurniture@bmts.com | collingwoodhomefurniture.com



Stylish warmth.

Visit Chantico Fireplace Gallery – the first choice of homeowners and custom builders

CHANTICO
fireplace gallery

209784 Hwy. 26 | Craigleith Ontario L9Y 0L8

Tel | 705 | 445 | 9688

Email | admin@chanticofireplaces.com

Website | www.chanticofireplaces.com



Balmoral Village is Collingwood's First and Only Adult Lifestyle Community

Cranberry Golf Course, Harbour Street

PHASE 2 NOW OPEN

Semi bungalows & towns from mid 300's

"All models include attached garage"

Located in the stunning four-season playground of Collingwood, the one-of-a-kind Adult Lifestyle Community of Balmoral Village offers inspirational housing choices. Royalton Homes offers beautifully designed Townhome bungalows and Semi's for those active professionals ready to smart size. The only community of its kind, Balmoral Village is an innovative vision in holistic, balanced living for forward-thinking people in their maturing years. If Balmoral Village is just what you've been looking for, register today to learn more.

Smart Sizing. Smart Choices. Smart Move.



ROYALTON
HOMES



balmoral
A VILLAGE COMMUNITY



Balmoral Sales Centre, Cranberry Mews, Harbour Street, Unit 406
Open Daily 12:00 pm to 5:00 pm, Closed Tuesdays & Wednesdays

Register Now at RoyaltonHomes.com - 705-293-9000

*Prices & information subject to change without notice. Illustrations are Artist Concepts only. E. & O.E. October 2016



Doug Gillis

Broker of Record*

A track record of excellence

Direct: 705.444.3853
doug@dougillis.ca



Maddy Gillis

Sales Representative

Direct: 705.888.1616
maddy@maddygillis.ca



MOUNTAIN VIEWS

\$1,895,000

124 Margaret Drive
Blue Mountains
5 3/1 4,000 Total FT²



MOUNTAIN VIEWS

\$399,000

5 Buckingham Blvd.
Clearview
Building Lot



MOUNTAIN VIEWS

\$1,695,000

151 Alta Road
Blue Mountains
6 5/2 4,500 Total FT²



SPECTACULAR VALLEY VIEWS

\$995,000

235439 Grey Road 13
Grey Highlands
3 3/1 2,970 Total FT²



VIEWS OF OSLER BLUFF

\$1,299,000

2 Buckingham Blvd.
Clearview
4 4/1 4,650 Total FT²



ALTA SUBDIVISION

\$1,849,000

192 Alta Road
Blue Mountains
6 4 5,500 Total FT²



GEORGIAN BAY CLUB

\$2,500,000

107 Timber Leif Ridge
Blue Mountains
5 4/1 5,781 Total FT²



45+ ACRES

\$1,195,000

795789 Grey Road 19
Collingwood
Excellent Location



ALTA SUBDIVISION

\$349,000

Lot 53 Alta Road
Blue Mountains
Building Lot



COUNTRY VIEWS

\$1,149,000

589255 Grey Road 19
Blue Mountains
4 3/1 4,190 Total FT²



GEORGIAN BAY CLUB

\$1,995,000

516689 7th Line #4
Blue Mountains
4 3/1 3,340 Total FT²



WALK TO ALPINE SKI CLUB

\$969,000

#9 - 109 Alpine Springs Court
Blue Mountains
5 4 3,600 Total Total FT²



ACROSS FROM GEORGIAN BAY CLUB

\$499,000

Lot 26, 7th Line
Blue Mountains
Building Lot 27 +/- Acres



GEORGIAN BAY CLUB

\$1,199,000

148 Stone Zack Lane
Blue Mountains
Building Lot



GEORGIAN BAY CLUB

\$279,900

Lot 24 Stone Zack Lane
Blue Mountains
Building Lot



NIPISSING RIDGE

\$1,595,000

121 Cortina Crescent
Blue Mountains
5 6/1 4,900 Total FT²



C-4 ZONING

\$679,000


649 Hurontario St.
Collingwood
Commercial Prime Location



ALTA SUBDIVISION

\$279,000

103 Alta Road
Blue Mountains
Building Lot



3 + ACRES

\$949,000

119 Old Lakeshore Road
Blue Mountains
5 3/1 3,455 Total FT²



ESCARPMENT VIEWS

\$799,000

37 Trails End
Collingwood
4 2/1 2,900 Total FT²



Blue Mountains home built by
VALLEYVIEW CONSTRUCTION



CEDARPORT
WINDOW & DOOR CENTRE INC.

www.cedarport.ca

Quality products. Quality service.

Thornbury - King's Court Plaza Highway 26
519.599.6252 800.347.7724

Orangeville - Mono Plaza, Unit B2
(633419 Hwy 10, 3km N of Orangeville)
519.941.7208 800.668.2087



* Top 100 RE/MAX Agents in Canada
1999, 2000, 2002, 2011, 2013, 2015 and 2016.



www.dougillis.ca



RE/MAX four seasons Doug Gillis
& Associates Realty, Brokerage
67-A First Street, Collingwood
Direct: 705.444.3853





Venue with a view

Your next event will be unforgettable when you host it at Alpine's glorious new 45,000 sq. ft. clubhouse. With sweeping views of Georgian Bay and the Escarpment, the stunning contemporary architecture is a perfect complement to the fine dining sensibility of our celebrated in-house food and beverage partner Men with Knives Catering. Inquire now for private or corporate events.

Alpine Ski Club
17-242 Arrowhead Road
Blue Mountains, ON
L9Y 0S1

MEN WITH KNIVES
CATERING

ALPINE
SKI CLUB



705.445.0339 | alpineskiclub.com



Doug Gillis Broker of Record
A track record of excellence
www.dougillis.ca
Direct: 705.444.3853 | doug@dougillis.ca



Top 100 RE/MAX Agents in Canada
1999, 2000, 2002, 2011, 2013, 2015 and 2016.



ON GEORGIAN BAY

THE RESIDENCES OF PEAKS BAY

NESTLED BETWEEN SLOPE AND SHORELINE,
LIES A UNIQUE COMMUNITY IN THE MAKING

A FOUR SEASON PARADISE PROVIDING THE
PERFECT BALANCE BETWEEN A PEACEFUL
EXISTENCE & AN ACTIVE LIFESTYLE.

Enjoy direct access to Georgian Bay and unobstructed views of the
Georgian Peaks ski hills.

Phase I consists of 24 fully serviced lots. Currently 12 lots still
available for sale.

10 beautiful homes built to date, 1 under construction and 1 to
commence shortly.

LIMITED TIME OFFER
LOTS FROM \$169,000
TO \$299,000 (Includes HST)

ON THE MOUNTAIN SIDE

PEAKS RIDGE

FULLY SERVICED
PERMIT READY LOTS

FROM
\$175,000^{+HST}

NEXT TO GEORGIAN BAY CLUB.
WATER AND MOUNTAIN VIEWS
FROM MANY LOTS.

Available: 16, 27, 28, & 31

SOLCORP
DEVELOPMENTS



RE/MAX four seasons Doug Gillis
& Associates Realty, Brokerage
67-A First Street, Collingwood
Direct: 705.444.3853



Doug Gillis Broker of Record
A track record of excellence
www.dougillis.ca
Direct: 705.444.3853 | doug@dougillis.ca



Top 100 RE/MAX Agents in Canada
1999, 2000, 2002, 2011, 2013, 2015 and 2016.



#1 MARINERS HAVEN – ASKING PRICE: \$3,995,000



A rare opportunity to own a one-of-a-kind private waterfront property in Collingwood.

- Custom built to a very high standard
- Private Location with Private Access
- 300 degree water views
- Large windows throughout
- Multiple private docks for boats and float planes
- 3 car garage



RE/MAX four seasons Doug Gillis
& Associates Realty, Brokerage
67-A First Street, Collingwood
Direct: 705.444.3853




YOUR DREAM PROPERTY REALIZED.



John@RockSolidLandscapes.ca
519.379.1772

ROCKSOLIDLANDSCAPES.CA



Complete
design & build
landscape construction.

landscapeontario.com
Green for Life!

The view from the top

PHOTOGRAPHY BY BOB HUXTABLE

One of Canada's finest private golf courses

As you drive up the laneway and climb through the first stage of the 260 feet of elevation change, you will know that you are in a special place. Look back over the lower nine to unlimited vistas of Georgian Bay and you will feel that you indeed have come to the place we describe as ... the view from the top. Nestled on 230 acres between the deep green of the Escarpment and the rich blue of Georgian Bay, is OslerBrook Golf & Country Club, designed, and built by its members for its members.

The environmentally responsible championship course, with its six tee boxes on every hole, is a unique combination of pleasure and challenge for golfers of all handicaps. The soaring timber, stone and glass Clubhouse seems to rise out of the land, yet be a part of it. Fully equipped for golf, fine dining and casual patio service, all the amenities are serviced by a professional friendly staff whose only goal is your ultimate satisfaction. Along with my partners, I have been given the opportunity to carry on the

rich traditions established by the founding members and their families. Together with architect, Graham Cooke, Greens Superintendent, Jason Honeyball and staff, they managed to create one of Canada's finest private golf facilities.

Bill MacWilliam
Managing Director


A truly private golf & country club experience.
Explore our website and call us for more information.

2634 10th Concession N.
Collingwood, ON,
705.444.5588



Linda Morra
705.444.5588 Ext. 226
lmorra@oslerbrook.com

www.oslerbrook.com



CUSTOM HOMES, CHALETS & RENOVATIONS

705.443.8406 | BlakeFarrowProject.ca



PATRICK B. COULTER & ASSOCIATES INC.
CUSTOM HOMES & CHALET'S
705-444-6000



HACKStONE Landscapes
Your life. Your style.

519 922 2929 www.hackstone.ca

landscape ontario.com Green for Life! landscape industry certified Awards of Excellence

houzz f

Sotheby's

INTERNATIONAL REALTY

Canada



\$849,000

Cons 8 W, Tiny

Views of Georgian Bay. Very private, solid brick home, perched on a bluff, overlooking Georgian Bay, with unobstructed views of coastline and the ski slopes on the Niagara Escarpment. The property is approximately 89 acres. Features a \$100k chef's kitchen, 3 bedrooms, triple car garage.



\$159,900

10th Line, Blue Mountains

Build your dream home on this 5 acre parcel of land. Located on a paved country road in the heart of the Beaver Valley and only a 5 minute drive to Thornbury, 12 minutes to the Village at Blue. The property is in close proximity to the Beaver River. Lot size is 353' wide x 663' deep.



\$3,999,000

Sandy Bay Road, Penetanguishene

This remarkable 10,200 square foot home is located on the shores of Southern Georgian Bay. Making it an excellent fulltime residence or retreat. The residence includes 5 bedrooms, 5 1/2 bathrooms, a gourmet kitchen, 4 car garage with heated floors and indoor pool.



\$1,850,000

Royal Island, Honey Harbour

A rare opportunity to own the historic Royal Island in Honey Harbour. The Royal Hotel once stood overlooking the channel from 1903 to the mid 1970's. In it's glory years it was 'The' Destination of Georgian Bay and now awaits the development of your dream retreat or your own family compound.



\$1,599,000

Springwater

Set back from County Road 27 is this sprawling home on 10.5 acres, over 8,000 sq.ft. fin., which includes; \$100k gourmet kitchen, 5 bedrooms, 4 baths, gamesroom, familyroom, fitness room, sunroom, indoor pool, hot tub, a man cave with a bar, fireplace and a 3,600 sq.ft. (60 x 60') outbuilding.



\$1,550,000

Rupert's Landing Penthouse, Collingwood


Hands down the most unique condominium in Collingwood. Penthouse living with a 340° view of Georgian Bay and the Niagara Escarpment. This condo boasts 3,875 sq.ft., 5 bedrooms, 3 1/2 baths, familyroom, 2 wood fireplaces and 4 balconies. Natural Gas HVAC and NG BBQ hookup on kitchen balcony.



\$1,300,000

Pratt Hall, Midland

One of the great Historic homes in the town. Originally built by the Weston's in 1870, this 20-room home has kept much of its original charm. It's no wonder why Pratt Hall has been host to Prime Ministers and Royalty over the years. Updated gourmet kitchen in this 4,800 sq.ft. home, plus a 1,000 sq.ft. coach house.



\$529,900

Railway Street, Blue Mountains

Charming Craigleith Chalet. Located minutes from ski clubs and a short walk to the Prov. Park, beach and Georgian Trail. 1,822 sq.ft., 4 bedrooms, 2 baths. Kitchen & baths have been updated in the past 2 years, as well as a new gas fire place and new flooring. Nothing to do but enjoy this private ski getaway.



Kevin Gilchrist
Broker

705.443.2880
kgilchrist@sothebysrealty.ca
CollingwoodAgent.com

SOUTHERN GEORGIAN BAY OFFICE OPENING SPRING 2017, HURONTARIO ST, COLLINGWOOD

SOTHEBY'S INTERNATIONAL REALTY CANADA, BROKERAGE | 180 MILL STREET, CREEMORE | 877.960.9995

E.&O.E.: This information is from sources which we deem reliable, but must be verified by prospective purchasers and may be subject to change or withdrawal. **Broker Sotheby's International Realty Canada, Brokerage. Independently Owned and Operated.


Raising the standard.



TRIM DOORS STAIRS RAILING

BTM **BARRIE TRIM & MOULDINGS INC.**

Monday to Friday 7am-5pm • Saturdays 9am-3pm
52 Saunders Road, Barrie | 705.739.2200 | 1.800.265.3465
www.barrietrिम.com | Follow Us @BarrieTrim



Georgian Design Centre

A Division of Georgian Flooring Centre Ltd.

Flooring • Lighting • Plumbing • Window Coverings • Granite

84 High St, Collingwood, ON
705.444.2100 | georgiandesigncentre.ca



style | quality | performance

FIREPLACES | FURNACES | AIR CONDITIONING | GRILLS | 24 HR SERVICE

No matter what mother nature has in store for us, Napoleon has got you covered from top to bottom. Come by **Napoleon Home Comfort** and see what we have in store for you. From fireplaces to furnaces, our products will keep you warm all winter long.

Made right here in Barrie.

NAPOLEON
Home  **Comfort**

705.721.1214
24 Napoleon Road, Hwy 11 & 93 Barrie
napoleonhomecomfort.com
Mon - Fri 8:30am - 8pm, Sat. 9am - 6pm
& Sun. 11am - 5pm



MY DECK FACES SOUTH. It's one of the traits I looked for and love most about my home. The sliding patio door to it brings in so much warmth and light when the sun bounces off the snow in my backyard that my kids have been known to lay down beach towels in front of it and sunbathe in February. Having a home that embraces winter is an intrinsic necessity for me. You'll find stories of a similar mindset in much of this Ski Season issue of OUR HOMES.

My home has drawn inspiration from many of them. I've been fixing it up – a kitchen renovation took priority over a basement bathroom – and as much as the kitchen needed new flooring and counters, the big change has been knocking down the wall between the kitchen and living room. It lets that glorious southern sun light up the darker north half of the room.

My living room has been transformed in other ways to make winter more enjoyable. I created a mudroom area behind a wall unit that divides the space. The small closet at the front door just wasn't cutting it when several sets of winter boots and snow gear get dumped. I'm still fine-tuning that storage and have been taking staunch notes from the Mudroom Tour you'll read on page 90.

Since my family will be spending more time enjoying the living room year-round, we could use a more interesting view out the front yard. In spring, sure I'll plant flowers, but I hope to also be putting in dogwoods and sumacs that will leave behind splashes of red for us to enjoy next winter.

How does your home embrace winter?

Laurel Fortin

Laurel Fortin, Managing Editor
laurel.fortin@ourhomes.ca

 Follow us @OurHomesMag

online Get more at ourhomes.ca



MORE
R&R. *You come up here for more. More natural beauty, more peace of mind and more time with family and friends.*



YOU MAY HAVE HEARD WE'RE "MORE"...

It's true. By delivering unmatched design and enduring craftsmanship while staying on time and on budget, you end up with... well, more.



WANT MORE EASE? WATCH HOW AT THELANDMARKGROUP.CA



Van Allan design centre

We now carry
Gus*



Modern furniture made simple.

Casual furnishings, window treatments, linens,
lighting, upholstery, decor and much more!

150 First Street, Collingwood
Open every day from 10 until 5

www.vanallandesign.com
705-293-4663

L. PATTEN & SONS

Quality Custom Homes Since 1958



L. PATTEN & SONS specializes in custom-built homes and chalets in and around the Georgian Bay area. Let over 50 years of experience building custom homes work to build you the home of your dreams.

705.444.6186 info@lpattenandsons.ca

www.lpattenandsons.ca

ourhomes[®]

STYLE • COMFORT • IDEAS • REAL ESTATE
S O U T H E R N G E O R G I A N B A Y

REGIONAL PUBLISHERS Jamie Jefferson
Georgette McCulloch
REGIONAL ASSOCIATE PUBLISHER Simone Sterio-Risk
REGIONAL MANAGING EDITOR Laurel Fortin
REGIONAL ASSOCIATE MANAGING EDITOR Sara Martin
REGIONAL PRODUCTION MANAGER Kelly Donaldson
MARKETING & ADVERTISING Simone Sterio-Risk, 705.888.1959
simone.steriorisk@ourhomes.ca
MARKETING & ADVERTISING GREY/BRUCE COUNTIES Betty Ann Fawcett, 519.986.2599
bettyann.fawcett@ourhomes.ca
DISTRIBUTION distribution@ourhomes.ca

REACH US EASILY: firstname.lastname@ourhomes.ca

OUR HOMES is a registered trademark of OUR HOMES MEDIA GROUP INC.
OUR HOMES SGB is published four times a year (January, April, July and October).
OUR HOMES is distributed via Canada Post in southern Georgian Bay and via addressed mail to the GTA addresses of those who own recreational property in Southern Georgian Bay, yet live primarily in the GTA. OUR HOMES is also available for free pickup throughout Collingwood, Blue Mountain, Wasaga Beach, Clearview Township, Thornbury and Meaford. OUR HOMES is also distributed at grocery retailers, throughout Blue Mountain Village and at the area's private ski and golf clubs.

Please send all letters and/or feedback to OUR HOMES Magazine,
25 Elgin St., Collingwood, ON Canada L9Y 3L6. Or email us at editor@ourhomes.ca.
All letters received are subject to editing for grammar and length.

OUR HOMES MEDIA GROUP INC:

EDITORIAL	PRODUCTION MANAGERS
EDITOR-IN-CHIEF Georgette McCulloch	Julia Dempsey, Kelly Donaldson,
ASSOCIATE & WEB EDITOR Laurel Fortin	Marilyn Reid, Abby Reynolds,
	Tracy Shuttleworth
MANAGING EDITORS Nancy Belgue,	OPERATIONS
Adrienne Brown, Laurel Fortin,	MANAGING DIRECTOR, SALES & MARKETING
Walter Franczyk, Mary Hatt, Gina Makkar,	Jamie Jefferson
Tiffany Mayer, Tamarisk McNalty-Stephens,	MANAGING DIRECTOR, OPERATIONS
Georgette McCulloch, Melissa North,	Georgette McCulloch
Merrilyn Patterson, Diane Sawchuk	DIRECTOR OF BUSINESS DEVELOPMENT
	Christine Puma
ART	christine.puma@ourhomes.ca
ART DIRECTOR Tara Chattell	NATIONAL SALES DIRECTOR
ASSOCIATE ART DIRECTORS	Amanda Newell
Sheila Britton, Robynne Sangiuliano	amanda.newell@ourhomes.ca
DIRECTOR OF PHOTOGRAPHY Jason Hartog	ACCOUNTING Donna Duggan
	ADMINISTRATION Lisa Merrell
PRODUCTION	
PRODUCTION DIRECTOR Lynn Derrick	

CONTRIBUTORS

Brandon Barre, Sheila Britton, Tara Chattell, Laura Conning, Pat Crocker, Laurel Fortin, Bonnie Fox, Gillian Jackson, Sandy MacKay, Sara Martin, Kim Masin, Georgette McCulloch, Jenelle McCulloch, Dolores Pian, Melanie Rekola, Yanic Simard, Mehreen Shahid, Sarah Tacoma, Anne Tait, Miro Zagneli

Advertisements and the content, including photos, of advertisements published within OUR HOMES magazine are supplied solely by the advertiser and neither the publisher nor OUR HOMES Media Group Inc. accept responsibility for opinions expressed in advertisements or for copyright issues with regards to photos, advertising copy and advertisements, nor shall they be held liable thereby. By act of reading this publication, all advertisers and readers agree to indemnify and hold harmless both OUR HOMES Media Group Inc., and the publisher thereby. Copyright ©2017 OUR HOMES Media Group Inc. All rights reserved. Reproduction without permission is prohibited. Publications Mail Agreement Number 41692020.

OUR HOMES CAN BE FOUND IN THE FOLLOWING MARKETS:

Barrie • Grey Bruce • Hamilton • London • Muskoka
• Niagara • Oakville/Burlington/Mississauga • Ottawa
• Peterborough • Southern Georgian Bay • Region of Waterloo
• Wellington County/Orangeville/Caledon • Windsor • York Region



CHRISTIE'S
INTERNATIONAL REAL ESTATE

Finding homes in great locations to suit your lifestyle.



www.chestnutpark.com

CHESTNUT PARK REAL ESTATE LIMITED, BROKERAGE

Collingwood | 393 First Street Suite 100 L9Y 1B3 | 705.445.5454 | collingwood@chestnutpark.com
Owen Sound | 957 4th Avenue East, Suite 200 N4K 2N9 | 519.371.5455 | owensound@chestnutpark.com
Wiarton | 551 Berford Street N0H 2T0 | 519.534.5757 | chestnutparkwiarton@garytaylor.ca

CONTENTS

SKI SEASON 2017



90



40



48

ON THE COVER

This bunkie serves chalet guests in style. Story, page 48. Photography by Sandy MacKay.



72



32

LOCAL FEATURES

- 32 Style Picks** Black and white is the new black.
- 48 Feature** A cedar chalet is reinvented with the addition of a dining room.
- 72 Spotlight** Vintage pieces intermingle with rescued furniture at The Painterie.
- 76 People** Eight refreshing businesses renew or make new in Southern Georgian Bay.
- 90 Mudroom Tour** Three mudrooms that will inspire you to store your stuff.
- 106 Home & Builder** This builder's blocks resulted in a polished home at the base of the mountain.
- 128 Home & Builder** Recent Collingwood transplants honour a historic home's colourful history.
- 146 At Home With** Local downhill legend Todd Brooker downsizes his home to upsize his property.

DEPARTMENTS

- 22 Editor's Note**
- 28 Publisher's Note**
- 30 Advice** Reclaiming Basements
- 36 Real Estate** Millennials Vs. Boomers
- 38 Double Take** Adding Texture
- 40 Good Taste** Homemade Marshmallows
- 42 Decorating** Pantone's Greenery
- 44 In The Kitchen** Which Whisk Is Which
- 62 Design Ideas** Spa-Like Baths
- 66 Gardening** Regrow Veggies Indoors
- 70 Sweet Things** Caramel Tarte Tatin
- 102 Crafty Ideas** DIY Fire Starters
- 120 Focus** Angles & Lines
- 140 Home Resource Directory**
- 144 Cooking At Home** Scottish Cake



2017 **OUTBACK**
WELL-EQUIPPED FROM
\$31,297*

WITH SUBARU YOU DON'T HAVE TO STAY AT HOME THIS WINTER.



Very little stands in your way in the capable 2017 Outback. Subaru symmetrical Full-Time All-Wheel Drive ensures an outstanding grip in snow, rain or rough road, and now, thanks to X-MODE® with Hill Descent Control, it's even better at handling steep and harsh terrain. To learn more visit ontario.subarudealer.ca

2016 IIHS TOP SAFETY PICK+†
MODELS EQUIPPED WITH EYESIGHT®

EyeSight®
Driver Assist Technology

**SYMMETRICAL
AWD**

*MSRP of \$29,295 on 2017 Outback 4-cyl 2.5i Base CVT (HD225). Advertised pricing consists of MSRP plus charges for Freight/PDI (\$1,675), Air Conditioning Charge (\$100), Tire Stewardship Levy (\$17.75), OMVIC Fee (\$10), Dealer Admin (\$199). Freight/PDI charge includes a full tank of gas. Taxes, license, registration and insurance are extra. \$0 security deposit. Model shown: 2017 Outback 4 cyl 2.5i Premier w/ Tech Pkg AT (HD2PPE) with an MSRP of \$38,595. Dealers may sell or lease for less or may have to order or trade. Vehicle shown solely for purposes of illustration, and may not be equipped exactly as shown. See your local Subaru dealer for complete program details. **See Owner's Manual for complete details on system operation and limitations. Outback and Subaru are registered trademarks. †Ratings are awarded by the Insurance Institute for Highway Safety (IIHS). Please visit www.iihs.org for testing methods.

missy sharp

interior design

A reflection of you, experience it.



705.445.7899

missysharpinteriordesign.com

publisher's note



RECENTLY, I WAS ASKED TO PARTICIPATE in an archival film about the history of The Georgian Peaks Club. My father joined The Peaks in the early 60s. We grew up in a tiny igloo-like chalet that he built at the foot of the chairlift.

The club "property" became our neighbourhood. It was part of land originally owned by well-known local orchard/farm families, including the Wards, Reekies, Sheridans and Hartmans. The mountain lands were eventually transformed into seven

private ski clubs dotting the escarpment – Devil's Glen Country Club, Osler Bluff Ski Club, Toronto Ski Club, Craigleith Ski Club, Alpine Ski Club, The Georgian Peaks Club and Beaver Valley Ski Club.

The kids I grew up with, whether striving for gold, the Olympics or just free skiing and enjoying après fun, formed decades long friendships.

My earliest memories include my father lacing up my first pair of ski boots. I remember full days up and down a wooden T-bar under bluebird skies, teen racing in the Nancy Greene league, years of Ladies Days and end-of-year costume parties!

These days, I am a fair-weather skier enjoying winter hiking and snowshoeing, but the bond that connects so many of us here in Southern Georgian Bay is that original love of skiing.

It's appropriate then that we Celebrate Life At Home this issue (page 146) with Canadian ski champion Todd Brooker.

Our retail Spotlight shines on The Painterie on Elgin Street in Collingwood. Entrepreneur, artisan and DIYer Jody DeCostes' shop in a massive historical home is truly unique. She chooses mostly local and cool products, including art and furnishings plus furniture refinishing and workshops.

We also bring you into homes on Collingwood's Minnesota Street, in Windrose Estates at the foot of the mountain and in Collingwoodlands. And don't miss our tour of mudrooms – essential at this time of year. You'll also enjoy our local People, our spread on Pantone's Colour of the Year, delicious recipes and much more.

Take a turn for me and see you in April.

Simone

Simone Sterio-Risk, Associate Publisher
simone.steriorisk@ourhomes.ca



↑ The Sterio family circa 1969




Lifestyles North™
Your Life. Your Style. Your Home.

LORA BAY



Phase 3 lots just released!

Experience life in Lora Bay, a life of spectacular views, elegant finely crafted homes and wonderful down-to-earth people. Lora Bay offers you a prime location in the centre of The Blue Mountains four-season playground!




\$1,139,000

Enjoy spectacular views of Georgian Bay and Beaver Valley from this beautiful 4000+ sq ft custom built home
GeorgianBayView.com




EXCLUSIVE

Beautiful Post & Beam style 3 bed, 2.5 bath home in the warm and welcoming community of Lora Bay.
LoraBayHome.com



\$1,150,000

Lovely home in the prestigious enclave of Lora Bay. Backing on to the 13th hole and steps away from the Georgian Trail.
LoraBayOasis.com




\$579,000

Luxury 3-storey condo with water views, steps from Georgian Bay and a short walk from downtown Thornbury.
BayWaterView.com




\$1,150,000


Charming 4 bed, waterfront home with stunning views of Georgian Bay! Minutes to picturesque town of Thornbury and close to all ski clubs.
GeorgianWaterfront.com



Exclusive luxury waterfront residence, with its own private elevator, overlooking the Beaver River & Georgian Bay.
ElevenBayStreet.com



Unique designs, private cul-de-sac living, nestled in Craigleith by Georgian Bay. A serene, 9 lot enclave.
SchoolhouseRidge.com



\$2,575,000

Set on 100 acres and situated to take advantage of the views of Georgian Bay and the Beaver Valley from every room.
SunriseOverBlue.com

*Sales Representative, RLP Locations North Brokerage

ROYAL LEPAGE

LOCATIONS NORTH

Marla Simon*

Direct: 705-994-2595
Office: 519-599-2136
Marla@LifestylesNorth.com

Steve Simon*

Direct: 705-994-2353
Office: 519-599-2136
Steve@LifestylesNorth.com



ROYAL LEPAGE
CHAIRMAN'S CLUB
NATIONAL TOP 1%
2016

View The Difference: LifestylesNorth.com



DESIGN.
BUILD. ENJOY.



Martin Zeng 705.466.5734
zenglandscaping.com



landscapeontario.com
Green for Life!

advice



Interior Designer **Dolores Pian** shares her ideas.

LOWER LEVELS

NOT THE DUNGEONS THEY USED TO BE

Gone are the days of low-ceilinged unfinished basements that smell of mould and mildew; meagre places to do laundry and store sports gear and Christmas decorations.

Now that fixer-uppers in some cities are going for a million dollars or more, spending \$100,000 to \$150,000 doesn't sound unreasonable to reclaim existing space. Basement renos are a lot cheaper than an addition and much easier than an attic.

In posh neighbourhoods with historical designation and height restrictions, contractors are now digging deep to create spaces three or four levels below ground, so that they can house bowling alleys, Olympic-size pools – you name it, just dig it. Called “iceberg” architecture, what you see above ground is just the tip of what lies below.

For regular folks, the new-found square footage becomes a fantasy space. When all the necessary rooms for daily living are accounted for above ground, the basement becomes a space where your imagination can run wild.

That's when I dub basements “The Lower Level Retreat.” With a shift in name comes a shift in thinking about the space and its possibilities and functions.

These spaces can house entertainment centres with large 50- to 60-inch televisions, sizes that would normally dominate a regular living area.

For the practically minded, extra storage room is always welcome and if you're going to have a laundry room, then why not add a little panache. The ultimate home office can double as a guest room when grandma and grandpa come to visit.

Other leisure lair spaces include wine cellars, spa retreats that double as doggie grooming centres with heated floors, therapeutic pools for athletic injuries or music studios. The possibilities are endless.

How do you design a livable, lovable space that feels warm and cosy? Let's start with the basics:

Planning

Open plan seems to work best. If you need to enclose spaces for privacy, then make the walls moveable, to enclose or open a space as required.

Building

Ideally, a finished eight-foot ceiling suits everyone best. Remember that recessed pot lights, flooring and under-floor infrastructure all reduce available height.

PHOTO: MIRO ZAGNELI



Custom cabinetry keeps wires hidden but accessible.

Doors with a clean profile complete the look.

Make sure to address structural issues and all possible moisture issues. Hire a contractor who knows all about basements.

I prefer to add radiant floor heat. If not the whole floor, then in the washroom or spa area. When your tootsies are warm, then the rest of you will feel warm, cosy and pampered.

Lighting

The trick is to find light fixtures and bulbs that spread light in all directions, filling surfaces with light and minimizing harsh shadows to help decrease the cave-like effect.

Choose a warm colour temperature of 2700 kelvin (K) or 3000K. Bluish light of 4000K is cool and will feel fridge-like and not somewhere you'd like to hang out, especially in the winter.

Use different sources of lighting throughout the space such as lamps and LED strips in built-in shelving.

Décor & Design

Raise sofas and other large pieces of furniture off of the floor. Your eye travels underneath furniture on raised legs, keeping the look light and airy.

Use lighter colours and textures as a focal point for emphasis and drama.

Don't place a television over a fireplace. Together they are visually overwhelming.

Flooring

Make sure to use a modular flooring system. Should water damage occur, pieces can be popped out of place and new product installed easily. Large rolled goods such as carpet or linoleum should be avoided. When wet, mould and mildew occur.

I've had a lot of success with carpet tile over plywood. Carpet tile acts as an insulator. It's removable, easily cleaned and easily re-installed.

Your options for flooring are: porcelain or marble tile, or vinyl or laminate planks. Engineered hardwood is debatable, but plank flooring is your best bet.

Fixing up the basement will add much happiness to you and your home. What is your Lower Level Fantasy? **OH**

1. ARTEMIDE: EN-EL Hoshigame Table Lamp 2. CASA LIFE: Henley Chair in Vanderbilt Teal Ultrasuede 3. CASA LIFE: Tam-Tam Tables 4. FLOR: Lacebark Carpet Tile in Jade 5. MILLET: Shaker Doors 6. EQ3: Pouf in Grey 7. BENJAMIN MOORE: Paint

LEGENDARY GROUP CUSTOM PREFAB HOMES



MODERN | TIMBERFRAME | LOG
BUILDING CUSTOM HOMES LOCALLY FOR OVER 20 YEARS



475 TENTH LINE, COLLINGWOOD
(705) 444-0400 | info@canadaprefab.ca

canadaprefab.ca

BLACK & WHITE

Do you see the world in black and white?
Or the shades of grey in between?

PHOTOGRAPHY **BONNIE FOX**



1



2




3



4



5



6

1 CLERKSON'S HOME STORE

Salt & Pepper
The last salt and pepper grinders that you will ever buy, because maker Peugeot guarantees them for life. With a beautiful high-gloss finish, they come in a variety of shapes.
85 Hurontario St., Collingwood
705.445.1988 | clerksons.com

2 BAYWOOD DESIGNS

Reclaimed Table
This spectacular reclaimed wood dining table is custom made by a local artisan. Whitewashed and coated with a marine grade resilient finish, it not only looks beautiful, it will hold up for years.
43 Bruce St. S., Thornbury
519.599.5444 | baywooddesigns.com

3 STONE HOME DESIGN

Barstool
This brushed steel and cowhide stool will add comfort and glam to your island or bar. Hides are available in a variety of shades to customize for your home.
10 Keith Ave., Unit #101, Collingwood
705.293.5775 | barnbuiltfurniture.com

4 C & G SOLID WOOD FURNITURE CO.

Windswept Trees
You can almost hear the wind blowing through these iconic trees. Laser cut out of metal, the trees come in 10-inch or 16-inch sizes and work as table décor or on a shelf.
40 Bruce St. S., Thornbury
226.665.8000 | cgsolidwoodfurniture.com

5 ENGLISH & MILLER

Throw Pillow
Rest your head on this beautiful British flag pillow as you watch reruns of *Downton Abbey*. Handmade in Toronto, the pillow is also available in the traditional Union Jack red and blue.
75 Hurontario St., Collingwood
705.293.4400 | englishandmiller.com

6 SALNEK'S CUSTOM WINDOW TREATMENTS

Fabric
These fabric samples are from Altex, a brand exclusive to Salnek's. For roller shades, the Coulisse line has dozens of options to choose from. Use texture and colour to create a shade that suits your room's design.
20 Balsam St., Unit #3, Collingwood
705.445.3681 | salnek.ca

Continued on page 34



7 TYME HOME CUSTOM INTERIORS & OUTDOOR PATIO

Cabinet Bed
A comfortable spare bed that folds away when guests are gone? The practicality of this bed rivals only its contemporary appearance and comfort. The top of the unit doubles as a headboard when open.

20 Balsam St., Unit #12, Collingwood
705.444.8500 | tymehome.com

8 SHAN HOME & GIFT

Moccasins
These hand-crafted leather moccasins mould to the foot and are great around the house. They become more comfortable as they age. Their simple design has few seams for ultimate comfort.

Pinery Plaza, 209554 Hwy. 26
Town of the Blue Mountains
705.444.2044 | shanhomeandgift.ca

9 FRESH DESIGN

Upholstery
This beautiful wing back chair has been given new life with custom, contrasting, cut velvet upholstery. Its new look makes it no less cosy, and it will add a modern flair to your home.

Thornbury
705.446.6552 | freshdesigninteriors.ca OH

Why should we be your only call?

Because we sell and service all your HVAC, plumbing, electrical and generator needs. Residential, commercial, industrial...
we do it all.



519-599-2123
www.clarksborgcontractors.com

Over 60 years of growth and excellence since 1954

MODERN LUXURY

YOU ARE INVITED TO BE PART OF A
UNIQUE ENCLAVE OF HOMES
WALKING DISTANCE TO THORNBURY



A ONCE-IN-A-LIFETIME OPPORTUNITY SITUATED ON A
PRIVATE CUL-DE-SAC OF ESTATE SIZE LOTS
ACROSS THE STREET FROM GEORGIAN BAY



STONE
CUSTOM HOMES

(888) 325-2511
www.StoneCustomHomes.net
Cranberry Mews, Collingwood

FIRST HOUSE LAST HOUSE

STORY **MEHREEN SHAHID** | ILLUSTRATION **SHEILA BRITTON**

A recent survey by CIBC shows 86 per cent of millennials view home ownership as important even though 42 per cent of them are renting and 21 per cent live with their parents. What about their baby-boomer parents? Will they downsize or stay put? OUR HOMES spoke to two millennials and two boomers about their next move in this hot housing market.

FIRST PURCHASE

First homes for millennials and a house to retire in for boomers may have more in common than we think.

“I imagine myself in a suburb setting, in a single-detached home,” says Renée Chaperon, a 32-year-old millennial from Orillia. “I don’t want to be downtown. I like to be on the outskirts of a city but still on a serviced lot with easy access to all of the amenities.”

Chaperon would like her first home to have an open-concept living space, a large kitchen with a tucked-in eating space and a large entertainment area. “Inside, I like modern, upgraded countertops and cabinetry and a separation of living space versus private space, meaning the bedrooms have to be completely separate from the living space,” says Chaperon, whose ideal house size would be 2,000 square feet. Her other must-haves are enough backyard space for barbecues and parking for guests.

Millennial Jordan Milks shares a similar vision. “I like doing dinners, so I’d like a modern large-sized kitchen and living room,” says the 22-year-old, who lives in downtown Toronto. “I definitely want to do a kitchen island, something stationary, with modern cabinets, either stainless steel or cherry wood.” But Milks doesn’t see himself buying his first home in his current neighbourhood. “It would ideally be a detached or semi-detached house, one or two bedrooms, in a place that will begin to gentrify so that property values will go up

in a few years,” he adds. The suburbs would also give Milks another must-have: a view overlooking green space.

FINAL LIVING SPACE

Greg Ioannou, a boomer with a love for downtown Toronto, wants many of the above features but right in the heart of the city. “I can’t stand gardening, so definitely a condo or co-op,” says the 62-year-old. “I want to be near restaurants, theatres, grocery stores and the library, so as central as possible.”

Ioannou’s must-haves include indoor parking for two cars, a dishwasher, decent laundry, a dining room big enough to entertain a dozen guests, a house wired with high-speed Internet plus a good sound system.

“Good soundproofing is a must, too,” he says. “I don’t want to have to keep my music quiet or have to listen to the neighbour’s hip-hop.”

Peace and quiet are also important for 66-year-old Linda White. “I would prefer a two-bedroom bungalow, all one level, without stairs, for easy maintenance inside the house,” says the Ramara Township resident. “I still enjoy a yard, so a condo would sort of be my last choice.”

Despite being afraid of losing mobility as she and her husband age, White says they like the idea of being in a close-knit community-living-style development with other boomers so they don’t have to go far to connect and socialize. Alternatively, they’d rather be in the suburbs so they can enjoy a walk outdoors but still be a short drive or bus ride away from downtown.



SIMILAR WANTS

Both generations seem to agree on the necessity of incorporating green practices in their ideal homes.

“I’d like lots of windows and skylights,” says millennial Chaperon. “I’d also like a rooftop garden, just to be more self-sustaining and because green roofs help reflect more heat and keep indoors cool and help with water runoff.”

Boomer Ioannou would only opt for green practices that serve a practical rather than ideological purpose, including such features as insulation that cut down heating and cooling costs or solar energy for reducing energy costs.

Millennial Milks, who already leans toward using energy-efficient methods, such as using LED bulbs, would like to incorporate some tech-savvy factors in his first home. “I would look into using technology at home to monitor energy usage remotely,” he says. Other green methods would have to stand the test of time before he, like boomer White, would consider using them.

She agrees with Milks and says she would only go for installing proven methods of energy saving and cost cutting, otherwise, it’s difficult to splurge on trying out items on a fixed income.

Both groups are eager about energy-saving methods, green spaces, good-sized kitchens and closeness to city amenities. **OH**



Photo: Wendy Webb Photography

READ HILTON

Sales Representative

705 351 8100

Read@ReadHilton.com

GAIL CRAWFORD

Sales Representative

705 445 3751

Gail@GailCrawford.com

LIST LOCAL. MARKET GLOBAL.

Our international network includes 950 offices in 47 countries.

CHESTNUT PARK REAL ESTATE LIMITED, BROKERAGE

393 First Street, Suite 100 Collingwood Ontario L9Y 1B3 | Tel: 705-445-5454 | Fax: 705-445-5457

This is not intended to solicit buyers or sellers currently under contract with a broker



CHRISTIE’S
INTERNATIONAL REAL ESTATE

ReadHilton.com
View our MOVIES

Always There

**Selling Real Estate in the
Beaver Valley and on Lake
Eugenia, in Grey Highlands
and the encompassing
Southern Georgian Bay.**

double take

TEXTURAL healing

Recreate this look
in your own home.



PHOTO: SANDY MACKAY

- 1. **ARTERIORS:** Sabine Floor Lamp
- 2. **VANGUARD FURNITURE:** Ava Side Table
- 3. **RENWIL:** Stardust Table Lamp
- 4. **ZODAX:** Kyoto Glass Hurricane
- 5. **CYAN DESIGN:** Hopscotch Filler Ball
- 6. **ZODAX:** Equestrian Leather, Glass and Brass Hurricane
- 7. **CYAN DESIGN:** Mirage Tray
- 8. **SAFAVIEH:** Antwan Gold Coffee Table
- 9. **COLE & SON:** Folie Parterre Wallpaper in Charcoal
- 10. **VANGUARD FURNITURE:** Whitaker Sofa
- 11. **NOURISON:** Prairie Area Rug in Silver
- 12. **WILLIAMS-SONOMA HOME:** Woven Leather Hide Pillow Cover in Tan **OH**






Custom Home Design | Remodels | Additions | Commercial Design | Garages | Decks

279 Ste. Marie Street
Collingwood, ON L9Y 3K6

705-888-6300 | info@jasperdesign.ca | www.jasperdesign.ca

Modern real estate expertise. We'll make a difference.

**New year. New strategy.
Call us for results!**



Graham's Hill, Grey Highlands



LIST PRICE - \$499,000
Grey Rd. 112, Meaford
Private Country property on 1 acre



**Hearn
Beaumont
Group**



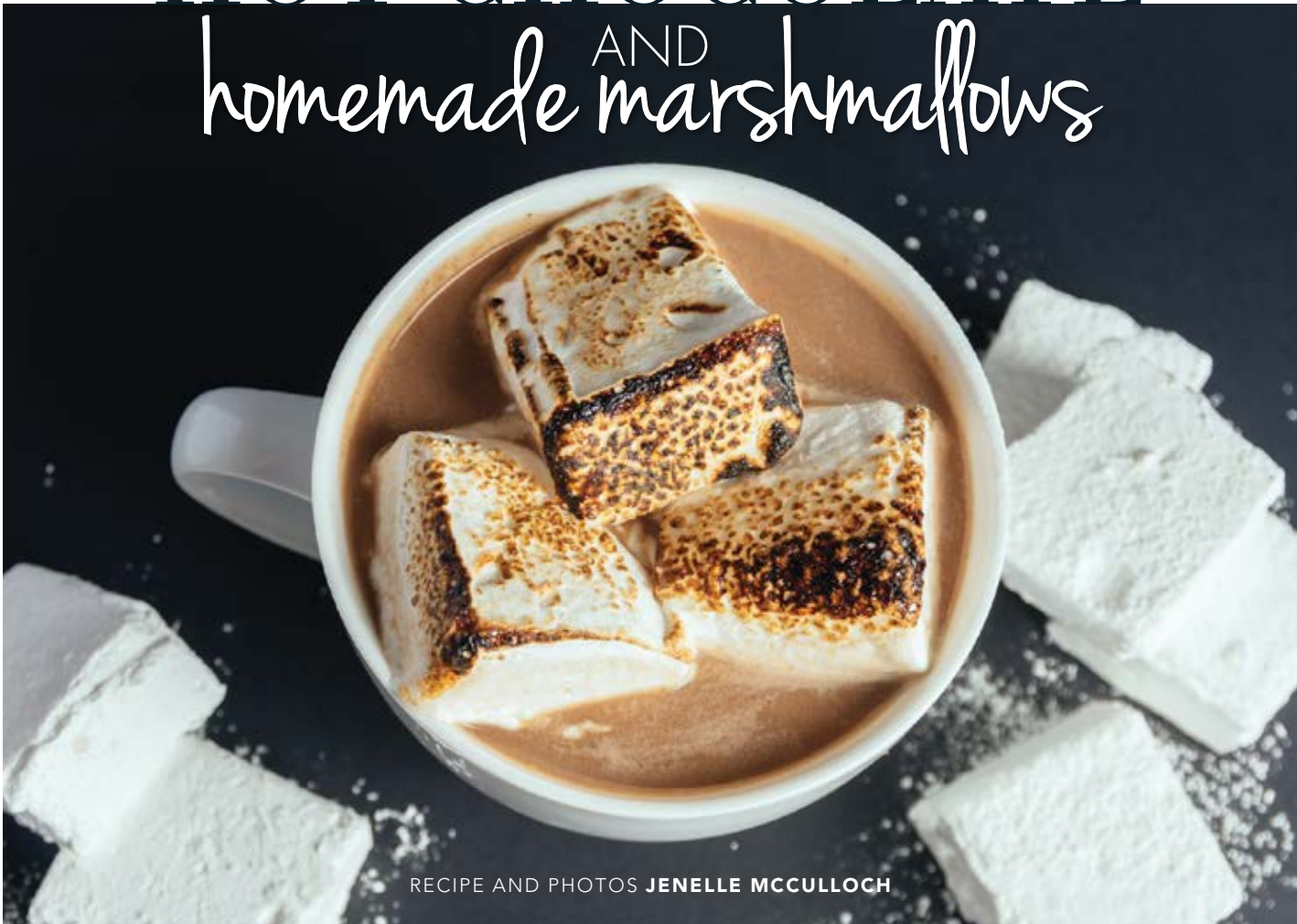
Anita Hearn Sales Representative
Cell: 705.888.1551
anita@hearnbeaumont.ca

Doug Beaumont Broker
Cell: 705.606.1046
doug@hearnbeaumont.ca

www.hearnbeaumont.ca
Not intended to solicit buyers or sellers currently under contract.

good taste

SPICED HOT CHOCOLATE AND homemade marshmallows



RECIPE AND PHOTOS JENELLE MCCULLOCH

Hot chocolate warms short days and chilly nights. Our version not only spikes and spices it up, but homemade marshmallows make it an extra-special, personal treat.

SPICED HOT CHOCOLATE

Serves 2

INGREDIENTS

- 1 ounce semisweet chocolate
- 2 cups milk
- 2 Tbsp cocoa powder
- 2 Tbsp sugar
- ½ tsp vanilla extract
- ½ tsp cinnamon
- pinch of cayenne
- pinch of salt
- 1 ounce orange liqueur, optional

INSTRUCTIONS

- Melt chocolate over low heat in a saucepan.
- Add milk, cocoa, sugar, vanilla, cinnamon, cayenne and salt and heat on medium-high, whisking constantly until the mixture is smooth and combined.
- Remove from heat.
- As an option for adults, add 1 ounce of orange liqueur before serving.
- Pour into two mugs, top with homemade marshmallows (recipe follows) and brown with a kitchen torch until golden!

HOMEMADE MARSHMALLOWS

INGREDIENTS

- ¼ cup icing sugar
- ¼ cup cornstarch
- ½ cup ice cold water
- 3 packages gelatin
- ½ cup water
- 1 cup light corn syrup
- 1-½ cups granulated sugar
- ½ tsp salt
- 1 tsp vanilla extract

INSTRUCTIONS

- Line a 9x9 square baking pan with two sheets of parchment paper, allowing the paper to extend over each edge. Brush the parchment paper with light cooking oil, such as canola, and set aside.
- In a small bowl, combine icing sugar and cornstarch. Set aside.
- In the bowl of a stand mixer, combine ½ cup of ice cold water and gelatin. Let this mixture sit to “bloom,” or thicken, the gelatin. Place the bowl on the stand mixer fitted with a whisk attachment – but don’t turn it on just yet!
- In a small saucepan, combine ½ cup water, corn syrup, granulated sugar and salt, cover and heat over medium for 3 to 4 minutes. Do not stir, the sugar will dissolve completely and come to a boil.
- Once boiling, remove the lid and place a candy thermometer to the side of the saucepan. Continue heating until the mixture reaches 240°F, the soft-ball stage. Turn off heat.
- At your stand mixer with the gelatin mix, turn the mixer on medium speed and slowly pour the syrup mixture down the side of the bowl to incorporate with the gelatin. Once incorporated, turn the mixer on high and beat for 10-15 minutes until the mixture becomes thick and looks a bit like soft-serve ice cream. Add vanilla extract during the last minute of mixing.
- Pour mixture in the prepared pan and flatten with a well-oiled spatula.
- Dust the marshmallows with half of the cornstarch-sugar powder. Fold the sides of the parchment paper over the mixture. Let sit for at least four hours or overnight.
- To cut the marshmallows, turn the pan over onto a board dusted with more sugar-cornstarch powder and cut using a pizza cutter or sharp knife. Dust each marshmallow in more of the sugar-cornstarch powder and serve. Store in an airtight container. **OH**

CATHERINE STAPLES
INTERIORS

INTERIOR DESIGN & FINE FURNISHINGS
FOR THE HOME & COTTAGE

705.721.8585 | 470 HURONIA RD. BARRIE
CATHERINESTAPLESINTERIORS.COM



PANTONE'S
COLOUR OF 2017

GREEN
ERY



in the kitchen

Whisk-y BUSINESS

STORY **KIM MASIN**

A whisk is a staple tool for any chef or baker, but which whisk is the right one for the task at hand?

The variations, shapes and uses are many. Our guide will fix the mix-ups so your sauce is thicker, your cream is creamier and your egg whites reach the thickest peaks.

The most popular material for a whisk is wire, however, there are wooden whisks and silicone-coated variations in different shapes and forms, each serving a specific function. Silicone-coated whisks are made of wire coated with heatproof silicone, perfect for non-stick pans.



Balloon Whisk

Dubbed the balloon due to its shape, this is one of the most popular types of whisks. Amazingly, the balloon is made from eight or more flexible wires joined at the ends and attached to a handle. It comes in a number of sizes, from tiny to quite large. Wide uses for this type of whisk make it the most sought after for beating eggs, creating meringues and whipping cream into a thick delight.

SHOWN HERE

TOVOLO: Stainless Steel 11" Whip Whisk



French Whisk

This whisk is similar to the balloon, however its shape is longer and more cylindrical and the series of flexible wires overlap each other to then join together at the handle. Chefs prefer this tool for mixing sauces or for combining ingredients in a deeper pan to access the sides and edges. The flexible wires are preferred when cooking with liquids to create thicker sauces and custards.

SHOWN HERE

BEST MANUFACTURERS, INC.:
10" French Whip with Red Wood Handle



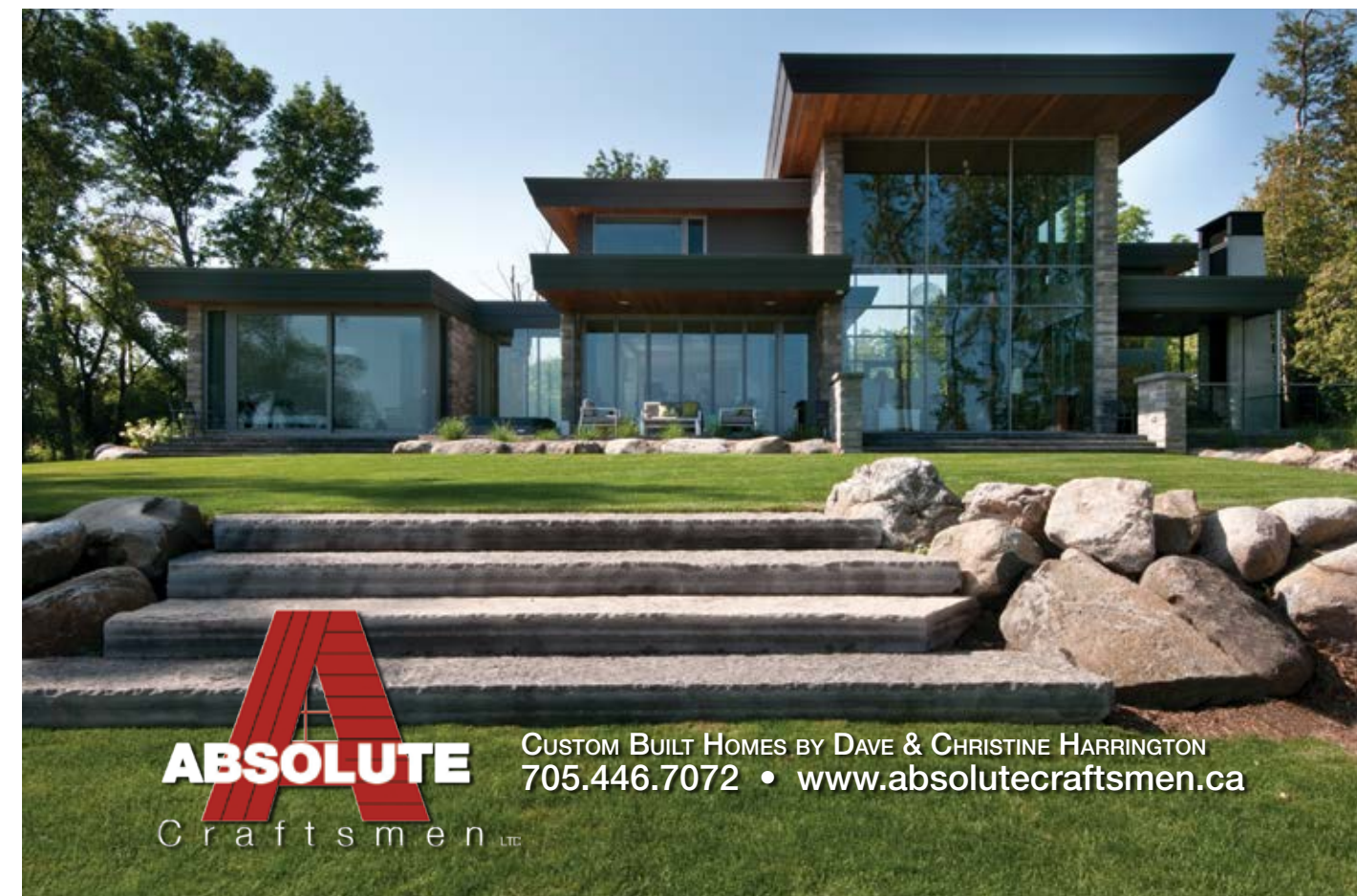
Flat Whisk

Also commonly called a roux whisk, used when cooking flour and fat to thicken sauces. There are fewer loops than you'd expect in a whisk, but they lie flat, rendering the orientation uniquely suited to stirring in shallow pans to create sauces and rid the creation of any unwanted lumps.

SHOWN HERE

OXO: Good Grips Flat Whisk

Continued on page 46



ABSOLUTE
Craftsmen LTD.

CUSTOM BUILT HOMES BY DAVE & CHRISTINE HARRINGTON
705.446.7072 • www.absolutecraftsmen.ca



leuk huis opening soon

705.445.4694
705.446.2626

124 & 126 Hurontario St
Collingwood



leukbijhermas.ca



like us on facebook for details on our new store opening soon

in the kitchen



Spiral Whisk

This type of coil whisk with a slightly angled head is a bit of a luxury purchase, but was specifically designed to make constant contact in a pan or bowl to ensure even mixing and prevent scorching or lumps. This is the perfect tool for smooth vinaigrettes, or for incorporating liquids into a roux.

SHOWN HERE
RÖSLE: Spiral Whisk



Ball Whisk

Fans of the ball whisk claim the lack of the typical whisk loops makes it easier to clean, and allows for quicker and better aeration. The quick aeration makes it a preferred choice for whipping egg whites into the ultimate meringue. Pastry chefs also use this to make elaborate spun-sugar decorations for dessert toppings.

SHOWN HERE
WMF: Flexi Whisk Profi Plus 27 cm



Coil Whisk

This type of whisk is characterized by its one single wire, which spirals into a round shape. Unlike other whisks, which are stirred around the bowl to aerate liquids, this type remains stationary in the bowl, and is pumped up and down. Not to confuse things, but sometimes this is also called a spiral whisk, too. Used to incorporate liquid ingredients, especially in a deep vessel.

SHOWN HERE
WMF: Twirl Whisk Profi Plus 25 cm



Dough Whisk

The strange triple-loop shape and strength of this whisk is best used to lightly blend mixtures like batters, fruit fillings and muffin batters without overworking the mixture or breaking down the fruit. It can also be used to bring together yeasted pizza dough without all of that sticky mess on a spoon or spatula. OH

SHOWN HERE
HIC, HAROLD IMPORT CO.:
Mrs. Anderson's 12" Baking Dough Whisk

ThisStoneHome
Masonry
705.888.2432 | thisstonehome.ca

Classy, modern, simple,
elegant design.

furniture | decor | bedding | giftware

C&G SOLID WOOD
FURNITURE CO.

40 Bruce St. S., Thornbury | 226.665.8000
434 Beaverdale Rd., Cambridge | 519.658.2540
cgsolidwoodfurniture.com

DESIRON®

CUSTOM FURNITURE & ART BY SKOT LAWRENCE

DESIRON CUSTOM METAL

705-443-7254 • skot@desiron.ca • desiron.ca



The front entrance of this cedar chalet is a new three-quarter glass door lit by modern vertical sconces. **OPPOSITE:** The exterior of the addition that increased the size of the kitchen and dining area blends into the original structure. A wall of sliding windows opens to connect the space to the bunkie across the yard.

CHALET REINTERPRETED

STORY **ANNE TAIT** | PHOTOGRAPHY **SANDY MACKAY**

“But where are you going to put a dining room table?” asked designer **Marina Farrow** of **Farrow Arcaro Design (FAD)** during a walk-through of a traditional pine interior, Pan Adobe chalet near Osler Bluff Ski Club.

The home had a great location, but only a modest kitchen and dining space. “That’s when I knew we were on the same page,” says the homeowner about her home’s gorgeous redesign and dining room addition. “Marina and I are both Italian, and it’s all about having a space to get together with family and friends.” *Continued on page 51*



Black shaker-style cabinets keep the kitchen clean and simple and that in turn lets the hand-painted concrete backsplash pop. A leather stool on the kitchen side of the island gives the chef a place to look at recipes and take a load off. **OPPOSITE, TOP:** Five roomy bar seats at the white waterfall island have sight lines into the living room. Pendant lights from FAD illuminate the huge island beautifully. **BOTTOM:** Surrounded by windows, the dining table is on wheels and can seat 10 comfortably. Parsons chairs are covered in the same linen as the island stools. An oval fixture hung by thick chains was custom designed by Marina Farrow and is lit by Edison bulbs.

Steel bands cover the joints between the original room and the new addition.

The owners, a Toronto couple, had been renting in the Blue Mountain area for seven years and the family was ready for a weekend place of their own. Exhausting their search of suitable resales, the couple went ahead and purchased a vacant lot with intentions to build. But that all changed in summer 2014. “Sometimes the best purchases happen when you’re not looking for them,” says the homeowner. In Collingwood for her daughter’s soccer game, the homeowner received word of a newly listed property in the Collingwoodlands neighbourhood – she checked it out while in town and immediately saw the potential. Contacting her husband, things moved quickly, and 24 hours later the property was theirs.


Switching gears from new build to renovation mode, the couple sat down with Marina and custom builder and renovator **Blake Farrow of Blake Farrow Project Management Inc.** “Marina is great at designating spaces according to function, and I appreciated that,” says the owner. Blake could craft their designs into fruition.

Blake describes, “Marina adds the layers on top and I create the backdrop to put it on.” Marina and her business partner **Katherine Arcaro** work from the **FAD** retail storefront in Collingwood and offer a full range of interior and exterior design services. The homeowners were inspired, and the project team was in place.

Situated on a quiet cul-de-sac, the home exudes a cabin-in-the-woods feel. But inside, guests now experience a reinterpretation of the classic chalet. Gone is the tongue-in-groove ceiling and pine trim, replaced with a new warmth – this time of hemlock – and the sophistication and personal style of this active family of five.

The couple wanted a larger space for entertaining in their weekend retreat. Something not too formal or sterile. “I like a clean feel anchored with accent pieces and signature detailing,” says the homeowner.


Continued on page 55



Reclaimed hemlock is a signature throughout the home. In the living room, a hemlock feature wall plays off the traditional stone fireplace.

The living room is a cosy spot to relax in front of the wood-burning fireplace. Deep sofas get custom wood and metal martini tables tucked around the armrests. FAD designed this seasonal statement centrepiece. Log rack by Desiron.

The front door opens to a handsome hemlock feature wall with a steel, open-tread staircase rising to the upper level. A heated slate floor extends into the large mudroom. **OPPOSITE, TOP:** Welcome to the large, bright master bedroom. With the king-size bed covered in luxurious linens and faux fur accents there is no need to count sheep here. **BOTTOM LEFT:** Dark wood in the mudroom grounds the practical space. Ample hooks and baskets keep it organized. The guest bathroom, laundry and entrance to the garage are nearby. **BOTTOM RIGHT:** Glass railings on the upper hallway let light flow through from the dormer window. A large spherical fixture fills the space.



“There was a lot of wood inside,” says Blake. “It was competing for attention the same way it might if someone were wearing a plaid shirt with plaid pants and a plaid jacket. We wanted to balance that and achieve an inviting, modern chalet, allowing the wood to be a highlight.”

With December fast approaching, it became clear they couldn’t do it all before the holidays, so the renovation was done in two phases. Phase one from September to December focused on the second floor and some main-floor spaces. A transformed master bedroom and en suite offer a private retreat for the homeowners. Minimal space in the three kids’ bedrooms didn’t rule out comfort, with queen-size beds on wheels tucked into the sloped walls. A full family bath and a family room with a fireplace complete the second floor.

Phase two from January to April was what everyone was waiting for – Blake’s bump-out to extend the kitchen and dining area, allowing it to become the real hub of the home. “We saw the kitchen and dining area as one unit, separate yet connected in an open-concept design,” says the homeowner. *Continued on page 56*



RIGHT: In the children’s bathroom the mission-style vanity with a single lever tap and the framed mirror keep it simple and refined. Reflected in the mirror is the glass-enclosed shower. **BELOW:** In the upstairs family room, a sectional sofa and large coffee table invite family and guests to gather for a movie or competitive game of Scrabble.



“We used a 24-foot beam to support the second floor,” says Blake, “and then extended the exposed beams in the kitchen over the dining space, connecting the two with steel joints so that the space appears seamless.”

Black shaker-style cabinets, white Caesarstone countertops, island and island lighting were designed by FAD. The homeowner was at first unsure about the blue, hand-painted, concrete-tile backsplash, but trusted Marina and now has no regrets. “The kitchen simplicity was on purpose,” adds the homeowner. “I didn’t want any obstruction to the backyard view.” Clean working areas and a built-in panelled fridge add to the serene space. The host’s barstool on the serving side of the island allows the chef to be part of the action.

The owners were determined to bring the outdoors in, accomplished by a wall of accordion glass doors and a pull-down screen across the full width of the dining room addition. A custom chandelier from FAD anchors the family-sized table, bringing proportion to the space. *Continued on page 58*

Homes Featured in Magazines



- featured in CANADIAN HOUSE & HOME Magazine
- featured in ON THE BAY Magazine
- featured in OUR HOMES Magazine

"I knew that I could tell him what I wanted and I could trust it would be built to look like that. He was a great listener. And our home is absolutely the home of our dreams.

—Jana Temple on the second home recently built for her and her husband by Paragon Carpentry.



Robin Smith, Builder *A Model of Excellence*
www.paragoncarpentry.ca

OFFERING A COMPLETE BUILDING SERVICE

- GENERAL CONTRACTING
- MAJOR RENOVATIONS • ADDITIONS

Thornbury

(705) 444-3887

www.paragoncarpentry.ca


The Heartwood Companies...so many possibilities.



LIGHTING



LANDSCAPING



POOL & SPA



519.377.9991
www.heartwoodlandscapes.ca

A Proud Member of Landscape Ontario

feature

Back inside the Pan Abode, wood and steel rule the custom work by Blake. Reclaimed hemlock is a signature throughout the home. In the front foyer, the hemlock wall boldly complements the staircase that was moved during the project and replaced with stunning open treads. The hemlock again appears on barn doors that close off the mudroom. In the living room, a hemlock feature wall plays off the traditional fireplace, while in the kitchen, the reclaimed wood wraps around the island.

Steel is introduced as a dramatic departure from the home’s original wood moulding. The doorway between the foyer and mudroom is wrapped in steel, as is the connection to the living room.

“The homeowners trusted us and we were able to take this chalet to the next level,” says Blake, of the collaboration with FAD. “Marina and I don’t always work together, but when we do, there is no passing the buck – we’re each the bottom line. We challenge each other in a significant way.” **OH**



Change is good.

before after

addition & renovation specialists
billeimgardtconstruction@gmail.com
705.446.4569

ELEVATE YOUR GUESTS TO NEW HEIGHTS.

Sleep your guests in style and comfort with one of our hand-crafted bunkbeds. Available in various styles, colours, and sizes from twin over twin to queen over queen.

kaon
FURNITURE

www.kaonfurniture.ca
kaonfurniture@gmail.com
1-800-693-2233
7446 County Rd. 91, Stayner, ON.



With six bunks carefully measured to fit, this bunkie is fun and functional. Knit bedding and painted shiplap walls help to not overwhelm the space. A red door slides open to the bathroom. **ABOVE:** A guest bedroom is tucked under the sloping roof upstairs in the home.

THE TILE BAR & DESIGN CO. 
DISCOUNT GRANITE PLUS

Granite Is A Luxury You Can Afford!

Discount Granite Plus 705.481.1236 756 Huronia Rd, Unit 1, Barrie	The Tile Bar & Design Co. 705.315.TILE 250 Bayview, Unit 3, Barrie
---	--

    *Proudly Canadian!*

www.discountgraniteplus.ca • www.thetilebar.ca

SHOWCASING HANDPAINTED FURNITURE & LOCALLY HANDCRAFTED HOME DECOR AND GIFT ITEMS

43 ELGIN ST. COLLINGWOOD 705 606 4781 THEPAINTERIE.COM

Take your cottage from
brrr...to *aaaaah*

THE BACKYARD
OF YOUR DREAMS IS
CLOSER THAN YOU THINK.

Immerspa inground spas, mini-pools
& pools are quick and easy to install —
perfect for those cold winter nights up North!

It's really just a phone call away!



CALL US TO GET STARTED!
855.311.7965
or visit immerspa.com/cottage

DREAM HOMES
...It's what we do.



L O G | T I M B E R F R A M E | H Y B R I D



1-866-395-LOGS
www.discoverydreamhomes.com

INDOOR

STORY **YANIC SIMARD**
PHOTOGRAPHY
GILLIAN JACKSON

escape

With winter arriving, you may find yourself wanting to spend a lot more time indoors – why not spend this time unwinding in an elegant, spa-like bathroom? Borrow some of my favourite design tips from a recent renovation and create your own retreat.



PHOTO: BRANDON BARRE

Mirror Magic

As you enter this room, you pass a custom mirrored sliding door (located next to the tub/shower), hiding a stacked washer and dryer combo. This puts the laundry centre in a functional spot, but without taking away from the aesthetic elegance of the bathroom – in fact, large mirrors can help a space feel more expansive.

Open Eyelines

Other features help give the room a larger feel: glass doors are used for the shower and on the tall custom storage compartment to keep sight lines open. The airy material and colour palette emphasize pale tones and subtle textures, adding interest while maintaining a breezy feel. Using the same inviting wood to create the floating vanity shelves and the sliding door frame adds consistency and a touch of visual warmth.


Bringing the Heat

Two hidden features keep this room feeling cosy all year. A heated floor system (a perfect complement to cool, crisp tile) radiates warmth – a smart way to make a relatively compact space feel ultra-luxe. To top it off, the stylish wall-mounted towel bar is also heated, for that fresh-out-of-the-dryer feeling any time. *Continued on page 64*

DESIGN TIP: Tucking functional details like the electrical outlet or toilet roll holder between the toilet and vanity puts them effectively out of sight from most viewing angles, for an austere look.

Personalized to Perfection

EXCLUSIVELY AT DI PIETRA DESIGN



BIANO RIVIERA



NERO COSMOS



TYPHOON BORDEAUX



WHITE ICE

CPD
DI PIETRA DESIGN
COUNTER TOPS

705.727.0096 | 672 Welham Rd - Barrie | www.dpd360.com



staron®

LG Surfaces

FRANKE

SILESTONE

caesarstone®
Quartz Surfaces

CORIAN®
SOLID SURFACES

ZODIAQ
QUARTZ SURFACES

HanStone®
Engineered Quartz

design ideas

Niche Appeal

Often, one or more of the walls inside a shower will have a large open cavity, free of pipes – space that can be “borrowed” to add a little extra room to the shower via a wall niche. Placing a niche at elbow height will give you a handy place to store essential products and open up the feel of the space just that little bit more, making it a worthwhile upgrade during renovation.

Featured Selections

Although most of the tile in this bathroom is a classic white 12-by-24-inch porcelain plank (which creates a large, almost seamless look), an accent tile was used to make a statement in the shower. This tile was then repeated as the sink backsplash (run wall-to-wall for a sharp look), for a feeling of continuity. Repeating materials at least once is a good way to make any room appear more harmonious.

DESIGN TIP: Bordering an accent tile with an outline of plank tiles (as done in this shower) frames it like artwork and visually connects the materials, rather than taking the accent wall-to-wall. It's a contemporary twist that makes a sophisticated statement.

Bright Answers

Keeping the lighting scheme richly layered is important in any space, even a smaller one like a bathroom. Here, pot lights are used in the shower area (an often overlooked spot for lighting), but the long vanity wall is actually lit with a subtle LED strip tucked into the ceiling. This gives efficient, even lighting in a soft ethereal glow, for a real sense of brightness despite the lack of a window. Thin accent lights flank the medicine cabinet, adding a little task lighting.

Highs & Lows

Not everything has to be a budget buster. Here, a simple and sleek big-box-store vanity serves perfectly, acting as the quiet anchor in a moody grey. Adding an interesting faucet gives it a unique twist, and picks up on the other glass accents in the room. Remember: saving on some pieces and splurging on others always creates more drama than spending moderately across the board.

DESIGN TIP: One of the easiest ways to style your bathroom is to remove clutter, and then store essentials in minimalist containers like glass jars or white boxes. Just be sure to add at least one purely decorative accent like a fresh blossom!



Create your own escape at home with these picks.



1. WARMLYOURS: Infinity Towel Warmer, Hardwired with Programmable Timer 2. NOVATTO: Waterfall Lav Faucet with Clear Glass 3. LUNADA BAY TILE: Tommy Bahama 1 x 1 Offset Mosaic in Kangaroo Island 4. CUTLER KITCHEN & BATH: 36-inch, Four-Drawer Boardwalk Vanity

COLLINGWOODLIVING.CA

“When you are Janet's client she makes you feel as if you're her single greatest priority. She is thorough, prepared and on it. Having Janet in your corner is giving yourself a much needed advantage in every real estate situation imaginable.” -Jeff M



FOR A SPACE LESS ORDINARY



Bathworks Love Your Space

516 BRYNE DRIVE, BARRIE • 705 722 4125

EXCLUSIVE DEALER OF DXV AMERICAN STANDARD PRODUCTS AJAX • BARRIE • BELLEVILLE • KINGSTON • ST. CATHARINES

VEGGIE upcycling

STORY AND PHOTO BY **MELANIE REKOLA**



I'm often amazed at life's tenacity. Dandelion roots can grow more than a metre to find water; without water, many sedum succulent plants can effortlessly survive a month; and the humble daylily can be uprooted from the ground to sit upside down for a whole fall and winter and still poke out some leaves the following spring.

Melanie is a certified horticulturalist and landscape designer.

online

Get more in outdoors at ourhomes.ca/mag/outdoor

The point is, life wants to keep living. A common example is garlic, onions and potatoes that sprout roots or leaves before you've had time to consume them. Tremendous life force is just waiting to be regrown again and again in your kitchen scraps. Grow edibles in winter? Yes you can.

Much easier than nursing a veggie plant from seed, regrowing most vegetables is an easy task – no green thumb required. Most begin regrowing in just water! And as world food costs steadily increase, you'll have a source of vegetables and herbs in regular supply at essentially no extra cost than the original purchase. Sound good?

There are numerous edibles that can be regrown with various degrees of difficulty, but who wants to wait three years for a pineapple to grow indoors? Here is my list of easy-peasy, fail-proof and fast veggies to try your hand at regrowing.



Herbs

It's a well-known fact that all dishes are greatly enhanced by the addition of fresh herbs. Many herbs such as basil, mint, and cilantro will easily regrow. Simply place fresh-cut herb stems in a glass of water with the bottom third of its leaves removed. New leaves will form and roots will grow. After the roots are about two inches long, they can be relocated to a pot with soil. Rosemary also re-propagates in this manner, except the cuttings need to be taken from the top two or three inches of the plant.

Continued on page 68

Where there's a kitchen for every lifestyle.

BATTEAUX CREEK
KITCHENS & CABINETRY
Call us today for your complimentary in-home consultation.
705-441-5941

CUSTOM BUILD

RENOVATION

SCOTTISH LONGHOUSE

From **castles to cottages**, we are your **custom renovation/build specialists**

Check out our **brand new website** and our exclusive **Scottish Longhouse Designs** designed for modern family living.

scot-build
developments inc

Scott Young
Georgian Triangle
705.888.2759
scott@scot-build.ca
www.scot-build.ca

Custom Homes | Renovations | Additions

gardening



Lettuce

Luscious lettuce in winter is, for many, a dream come true. Romaine, leaf-type lettuces and even bok choy will all regrow so long as their stump is intact. Place the stump upright in a bowl, covering the base of the stump with water. When new leaves regrow, the stump can be planted in soil.



Onions

Such a useful flavouring, green onions and leeks are likely the easiest veggies to propagate. Cut the stalks about one to two inches from the root and place the root in water and they will quickly grow. They can then be transferred to a soil-filled pot or planted directly in soil from the start. Red and yellow onions can also be regrown into lovely green onions. Next time you chop onions, save the base with about one to two inches of bulb. Place the base in a bowl of water. Once leaves grow, transfer to soil.



Garlic

If you find your culinary garlic is already sprouting, just place the clove in a bit of water. Shoots will grow and can be harvested and used raw, much like chives, or the cloves can be planted directly in soil.



Celery

Crunchy celery is a healthy and satisfying winter snack and hinders high-carb, comfort eating. Leave about five inches of celery stalk base. Place in a bowl of water and new leaves will grow from the middle. In about a week it can be moved to a soil-filled planter.



Carrots

Did you know that carrot leaves are edible? They're perhaps a bit bitter in taste but your household culinary genius will likely find a use for them. Cut the carrot top with one-inch base and place in a plate of water and the leaves will sprout from the top. After the leaves are about two inches, plant in soil and harvest as needed.

Whichever veggie you plan to regrow indoors, a few rules of thumb apply. All plants, whether placed in water or soil, need ample sunlight from a sunny window. Always change the liquid from a plant's growing water every two days. For earth-bound plantings, choose the appropriate nutrient-rich potting soil and water accordingly. Never harvest all of the leaves at one time, as the plant needs some foliage to continue the process of photosynthesis.

Perhaps when you picture a bunch of food items growing indoors it doesn't sound very aesthetic, but depending on the arrangement and the vessels chosen, they can be a beautiful statement. Imagine your glassware filled with green stems along your dining table or a collection of beautiful pots bursting with edibles placed by a sunlit window. Beauty is always in the eye of the beholder, so get creative with this cool and edible version of upcycling. **OH**

Visit us for an incredible taste experience



At The Lively Olive tasting bar and gourmet shop, come in to sample any of our fresh, premium varietal or flavor infused Extra Virgin Olive Oils from around the world and rich, barrel-aged Balsamic Vinegars from Modena, Italy. And check our new lines of unique serving and entertaining ware, condiments, rubs, soups, sauces and more! Perfect gifts for any occasion!

Ask us about booking a private tasting event!

APRES SKI SLOW COOKER ORANGE CHICKEN

- 3-4 boneless chicken breasts, cut in small pieces
- 2-4 tbsp. The Lively Olive Roasted Garlic Extra Virgin Olive Oil
- 2 tbsp. The Lively Olive Mandarin Orange Balsamic Vinegar
- 3 oz. frozen orange juice concentrate, thawed
- 1/3 cup flour
- 3 tbsp. ketchup
- 3/4 tsp. garlic salt
- 4 tbsp. brown sugar
- Splash of soya sauce



Directions:

1. Toss chicken with flour. Pour olive oil in a skillet, lightly brown chicken on all sides. Place chicken in a crock pot.
2. Combine the Mandarin Orange Balsamic Vinegar with the remaining ingredients, stir well. Pour over the chicken pieces in the pot.
3. Cover and cook on low for 5-6 hours (or on high for 2-3 hours).
4. Serve over rice or noodles, with a tossed salad. ENJOY!

the
lively
Olive

It's all a matter
of great taste!



21 Hurontario Street, Collingwood (across from Loblaws)
705-443-8919
www.livelyolivecollingwood.com



Efficiently integrating your property maintenance plan

- Landscape Assessment
- Plant Health Care
- Soil Analysis
- Tree & Shrub Planting & Establishment


WillowStone
A Plant Health Care Company

RR #1, Clarksburg, ON
519.599.7470
willowstone.ca



sweet things

caramel TARTE TATIN

STORY AND PHOTOS **PAT CROCKER**

Elegant and best of all, easy, this open-faced tatin, or fruit pie, may be made up to four hours ahead of time and kept in the refrigerator (just bring to room temperature before baking).



Puff pastry is a simple dough that when cooked separates into several thin layers of light, flaky and crisp sheets. There are excellent store-bought brands available in the supermarket frozen pastry section. Thaw the dough in the refrigerator overnight and, if not pre-rolled, roll out on a lightly floured board. You only need one square or pre-rolled sheet of puff pastry for this recipe, so remove from the package and thaw, resealing and freezing the remaining square or sheet for later use.

For this dessert, you will need a pan that can be used on top of the stove and in the oven because you make the caramel sauce in the same pan used to bake the tarte. If you have a tarte tatin pan, use it, however a metal pie plate or cast iron skillet works just as well.



Makes 1 tarte, 4 to 6 servings

¾ cup (175 mL) caster sugar

3 Tbsp (45 mL) unsalted butter

½ package (14 oz/397 g) puff pastry, thawed (see recipe notes)

3 pears, halved and cored

- Preheat oven to 375°F (190°C).
- Heat a tatin dish, pie plate or skillet over medium-low heat for 2 minutes. Add sugar and heat without stirring for 2 to 3 minutes or until the sugar begins to liquefy around the outside of the pan or in hot spots. Gently stir for 6 to 8 minutes. Turn off heat and keep stirring until all the sugar has melted. Immediately remove from the burner and beat butter into the caramelized sugar. Set aside to cool, stirring occasionally.
- Roll out one square of puff pastry to about 9-inches (23 cm) square. Arrange pear halves in one layer, cut side down in the tatin dish, nestling them in the caramel. Cover the pears with pastry, tucking in the edges all the way around the pan.
- Bake in preheated oven for 25 to 30 minutes or until pastry has puffed up and is evenly browned. Remove from oven and let the tarte rest for 10 minutes.
- Position a serving plate over the tatin dish and turn plate and dish upside down so that the pears are on top of the pastry on the plate. Serve immediately while warm. **OH**

Pat Crocker is a culinary herbalist, writing and growing herbs in Grey County. She is the author of 18 cookbooks.

Paperwhite FLOWERS



FLORAL AND EVENT DESIGN
CUSTOM FRAMING

16 LOUISA STREET EAST

519.599.6606
THORN BURY, ON N0H 2P0
WWW.PAPERWHITEFLOWERS.CA

britishtearoom&gifts

english & miller

just call us to book for high tea!



LIGHT LUNCHES
CREAM TEAS
TEA & CAKE
(& COFFEE TOO!)

KITCHENWARE, TOYS,
BOOKS, JEWELLRY,
CARDS, HOME, TEA &
BISCUITS & LOTS MORE!

OPEN
EVERY DAY

www.englishandmiller.com
75 hurontario st | collingwood | 705 293 4400

SALNEK'S™ CUSTOM WINDOW TREATMENTS

BARRIE . BURLINGTON . DUNDAS . TORONTO . MUSKOKA . MARKHAM

HunterDouglas

"Let's Decorate!"



Salnek's Custom Window Treatments
offers a unique selection of Blinds, Drapery and more for your home.

Manual and Motorized Shading Solutions • Unique Drapery Hardware
Roman Shades, Valances, Cornices • Area Rugs • Reupholstery

Call For Your In-Home Consultation
705.445.3681
20 BALSAM ST., #3, COLLINGWOOD | WWW.SALNEK.CA

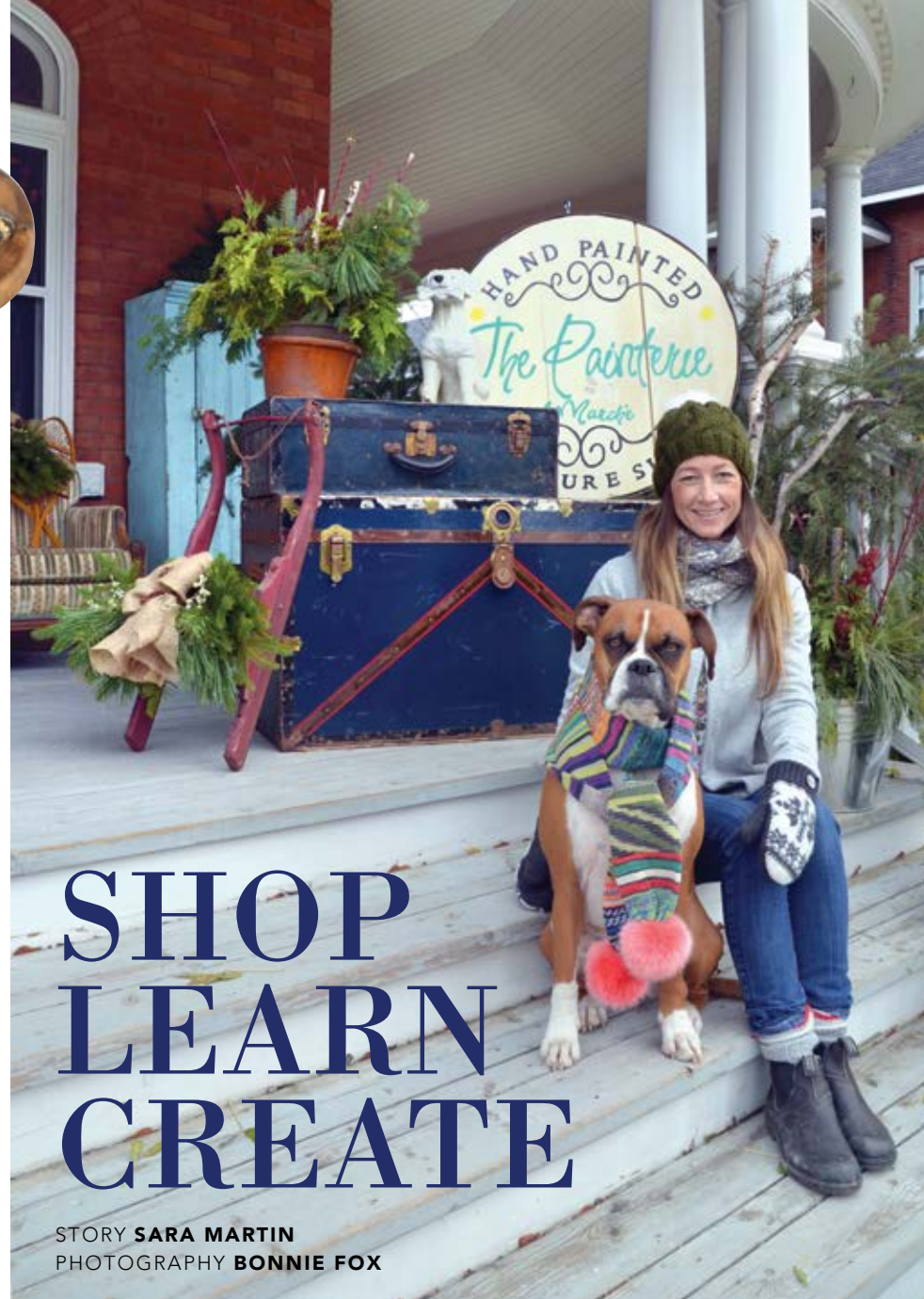
AGING IS OPTIONAL



BOTOX
PERMANENT
FAT LOSS
ANTI AGING
SKIN
TIGHTENING
ACNE

COUURE
LASER CLINIC

226.971.0589
www.couturelaser.com



SHOP LEARN CREATE

STORY **SARA MARTIN**
PHOTOGRAPHY **BONNIE FOX**

THE PLACE: A Victorian house at 43 Elgin St. has transformed into a fascinating centre for rescued furnishings. Owner Jody DeCoste has a passion for giving new life to gently used furniture and you can see that as you enter **The Painterie**. The porch of the restored home introduces you to a selection of wire planters, old steamer chests, chairs and containers filled with greenery. You may also spot furniture awaiting its time in the paint gallery under DeCoste's creative hand, soon to become a beloved item in someone's home once again.

THE STYLE: Vintage 50s pieces intermingle with driftwood headboards, artisan crafts and knobs and pulls for the freshly painted chest of drawers. Artisan jewelry from local makers is on display along with wool hats and mitts and organically-shaped ladders that hold handmade quilts. There is an ever-changing selection of paintings and prints that add even more colour to this shop.

THE WARES: The paint that DeCoste sells and uses for her furniture is Canadian-made Country Chic Paint. Two types are



on offer: a chalk-based paint that is eco-friendly and safe to use on baby furniture, and a clay-based paint. DeCoste uses both and loves the way they cover. "I've been repurposing furniture for 15 years and have tried many different paints," says DeCoste, "and Country Chic is the best I've used to date." She will gladly help you through the process if you decide to take on a project of your own. You'll also find a handmade market of work by over 60 local artisans. With this treasure trove of local talent, DeCoste is able to custom order items you might be looking for, as well as source custom furniture.

WHAT'S HOT: Painted furniture! There is a constant turnover of finished pieces in the Painterie, as well as prior-to-paint finds that you can have custom painted by DeCoste in colours or finishes that suit you. The shop offers craft workshops taught by the artisans that sell items in the handmade market. You'll find plenty of opportunities to shop, learn and be creative at the Painterie.

WHERE: 43 Elgin St., Collingwood
705.606.4781 | thepainterie.com **OH**





CLAIRWOOD

REAL ESTATE CORPORATION
BROKERAGE



WINTER
MAGIC.
FIND
IT WITH
CLAIRWOOD

EXPERIENCE OUR
★★★★★ SERVICE



MAUREEN GOWANS***
MaureenGowans
@ClairwoodRealEstate.com

EMMA BAKER**
Emma
@SellingBlueMountain.com

JACKIE BINNIE*
Jacki.Binnie@gmail.com

KIMBERLY BRINE*
KimberlySells@live.ca

HELEN LIGHTBODY*
Helen@HelenLightbody.com

MICHAEL MAISH*
Michael
@MichaelMaish.com



MELANIE MCBRIDE*
MelMcB@gmail.com

GERRY MACINTYRE*
GerardMcIntyre
@icloud.com

KAREN POSHTAR*
KPoshtar@rogers.com

SHERRY RIOUX**
SherryRioux@rogers.com

CHERYL WEATHERALL*
CherylWeatherall
@gmail.com

ANNE YOUNG*
AnneSpencerYoung
@gmail.com

* Salesperson ** Broker ***Broker of Record

COLLINGWOOD
705.445.7085

TORONTO
416.642.1429

BEAVER VALLEY
519.599.1195

TOLL FREE 877.445.7085
ClairwoodRealEstate.com

MEMBER OF THE SOUTHERN GEORGIAN BAY ASSOCIATION OF REALTORS® AND THE TORONTO REAL ESTATE BOARD



Admiral School District

3 bdrms, 2.5 baths, 2075 (fin) sq ft
\$490,000
Sherry Rioux – 705-443-2793



Downtown Collingwood

4 bdrms, 2 baths, 2250 sq ft
\$455,000
Anne Young – 705-441-1071



Million Dollar Views

5 bdrms, 4.5 baths, 6600 (fin) sq ft
\$2,675,000
Sherry Rioux – 705-443-2793



Solar Income

7+1 bdrms, 3.5 baths, 5159 (fin) sq ft
\$1,590,000
Emma Baker – 705-444-3989

Buying or Selling?

"Providing buyers and sellers with exceptional service in Collingwood, Wasaga Beach and Blue Mountain. Call me for a consultation."

Chris Moffat-Lynch – 705-606-0850




Build Your Dream Home

Lora Bay, 71.16 ft x 80 ft
\$150,000
Cheryl Weatherall – 519-373-6664



Executive Waterfront

3 bdrms, 3 baths, 1922 sq ft
\$699,000
Sherry Rioux – 705-443-2793




Mountain and Bay View

5 bdrms, 3.5 baths, 2800 sq ft
\$1,495,000
Gerry McIntyre – 705-888-5033



Spacious Building Lot

2 acres, 250 ft frontage, Grey Highlands
\$89,000
Michael Maish – 705-606-5814



Blue Mountain Resort

EXCLUSIVE
Bachelor, 1 bath
Melanie McBride – 519-670-6357



Devil's Glen

2+3 bdrms, 5 baths, 4310 (fin) sq ft
\$1,540,000
Kimberly Brine – 416-708-6644




Georgian Peaks Chalet

5 bdrms, 3 baths, 1837 (fin) sq ft
\$695,000
Emma Baker – 705-444-3989



Pretty River Estates Bungalow

3 bdrms, 2 baths, 1546 sq ft
\$500,000
Emma Baker – 705-444-3989



Water View

4 bdrms, 2.5 baths, 2172 sq ft
\$499,000
Karen Poshtar – 705-443-0351

Purchase in Beaver Valley

"Helen was a pleasure to work with on our recent purchase of a property. Friendly, efficient, and very responsive in dealing with any issues that arose, with referrals to various contractors and specialists. I would certainly recommend her to anyone looking to buy a property."

Peter

Helen Lightbody – 519-477-1144

REPURPOSE REFRESH RECLAIM

Whether in wood, metal, stone, paint or furniture, these talented people each extol the 3Rs of Southern Georgian Bay: repurpose, refresh, reclaim.

ADAM GARBUTT
AG Designs Co.

Tell us about this table: This amazing reclaimed wood table is made with boards from a barn near Ravenna that was raised in the late 1800s. It is hemlock from the threshing floor. The steel base is made in-house; we offer a variety of options for bases, from steel to wood. The bench seat could be used with the table or it could be used on its own in a hall or gear room. We pride ourselves on sourcing local materials full of character, patina and interesting widths. Behind me is a single-slab, live-edge table that is very impressive in its width and is going to be a great statement piece.

Tell us about AG Designs Co.: We design custom furnishings, flooring and accessories using reclaimed wood from barns that we have been dismantling since 2005. We carefully remove all lumber from the barns that we take down, the wood is taken to a kiln where it is dried, de-nailed and run through a brushing machine. After this process is completed we bring the materials into our woodworking shop where it is ready to be used in many different projects. Not only do we make dining, coffee and side tables, but also shelving, mantels and always the iconic sliding barn door. Each item gets its own unique finish. We are always interested in clients bringing us their ideas and making the idea a reality.



RECLAIM



REFRESH

LAURIE SEVERN
Heirloom 142

Tell us about these products: This is an antique buffet, from the 1930s, that was my great aunt's. It was showing its age and was in need of a refresh. We used Fusion Mineral Paint in a wonderful neutral called Cathedral Taupe. It needed a couple of coats but no top coat to change it from drab to fab! The script on the face is done with a stencil to give the piece an added bit of French style. We did rub it with some antiquing wax, which gives it some age and depth. On top of the

buffet are some of the interesting European antiques we have at the store. We also carry a large selection of decorative knobs.

Tell us about Heirloom 142: Heirloom 142 is all about finding beauty in antique items or taking a piece of furniture that has seen better days and making it into a well loved heirloom. My husband and co-owner Pierre Armengol and I lived in Europe for over 10 years and that is where we developed our love of old world items. Our store in

Creemore is a blend of interesting and unusual antiques combined with modern items. One room is dedicated to furniture paint where we can guide you to refresh your antique and make it into your own heirloom. If you are worried that it is a difficult task to do, we offer workshops to break down the process. We can also help you create your personal style, through our service, Creative Interiors. We can help you translate your home into an authentic and beautiful space.

Continued on page 78

people

REFRESH

IVAN RAPA, *Owner*
DAN O'HALLORAN, *Production Manager*
TONY JENKINSON, *Sales Manager*
Ontario Stone Veneers

Tell us about these samples: We manufacture these natural stone veneers right here in Meaford. The stone is sourced in the Wiarton area and worked by our in-house masons. Each stone is chiseled and dressed by hand. This gives our stone veneers a more refined look that is greatly appreciated by those in the industry as it dramatically reduces on-site labour. Using a stone veneer is also much less labour intensive than installing full bed stone as it is easier to handle, lighter,

and cleaner on job sites. We custom blend every batch and have many choices for our customers, from traditional masonry blends to more contemporary looks.

Tell us about Ontario Stone Veneers: I started this business two years ago. I saw a growing demand for this type of product but I was not impressed with the product available at the time. Our business is very low waste, which we are very proud of. To operate our saws, we run a closed-loop water system.

Our water usage is therefore extremely low to nil as we also harvest rainwater from our roof. Throughout the workday, we collect all our stone chips, which are sent out to be ground up and reused in road construction. Our veneer products offer an economical and lower-environmental-impact alternative for builders and homeowners that love the look of natural stone. There are currently 45 dealers in Ontario carrying our products, which makes our products easy to source. *Continued on page 80*





abbott
INSPIRED DESIGN

building design
site planning
interior design

416.944.2898 ext 202
brad@abbottdesign.ca
www.abbottdesign.ca



Turn your home on.



"The team at Red Brick was terrific to work with on our project. In addition to being on time and on budget, they had a solution for every curve ball that we, and the other trades, threw at them. A real pleasure to do business with."
 Heather Johnston, Managing Partner, BDO Collingwood

- Smart wiring and home automation
- Whole home audio/video
- Home lighting control systems
- Electronic shade and drapery control
- Security systems and monitoring



REDBRICK
 Thornbury, ON ■ 519.599.2969
 redbrickgroup.ca



BRENDA BROWN
Mumba

Tell us about this bed: This bed is made with 100-year-old reclaimed barn board. The boards are cleaned and brushed, so we lose very little of the lovely patina that makes my barn board pieces so unique. This bed is a twin size, and can be set up like a day bed. I can also make it in double, queen and king sizes. I make side tables, chests of drawers and mirrors that complement the bed.

Tell us about Mumba: Twelve years ago I was selling my photography at the Creemore market in barn-board frames that I was making. People loved the mixture of the photos and the barn board, one thing led to another and I started to design furniture. I love the texture, age and depth that my barn board pieces have and also the inspiration that it gives me to create new and exciting

items. I now have a team of artisans, including a welder, stonemason and a forge that will custom make items for me. I love people coming into Mumba in Creemore with their ideas and for me to be able to make a drawing into a three-dimensional piece using the beautiful barn board and other organic elements. *Continued on page 82*

Staged to Sell



10 years
of proven
results
& business
success

**Large inventory of
furniture, art
& accessories**

Assisting
homeowners,
builders & realtors

suze

bringing your space to life

705.293.7893 | www.suzeinteriors.ca

30 YEARS

**PORTER SKELTON
& ASSOCIATES LTD**

*The quality design-build solution trusted by
homeowners for over 30 years.
Positive relationships, creative designs and
clear process with every project.*



DESIGN~BUILD~RENOVATE~RESTORE

Office-Shop: 14 Stewart Road, Collingwood
705-444-1999 Info@porterskelton.com

/ə'riv/

ARRIVE

*reach a place at the end of
a journey or a stage in a journey*


Custom Homes
Waiting for your Arrival

all by design

**BLACK
TUSK**
Development Group

William Brown
519.599.3337
blacktuskdev.ca

**complete
financial advice**



At Assante Wealth Management, we understand that your financial situation is unique. From investment, tax and estate planning to your retirement, Assante provides complete financial advice. Contact us today, and be well advised.

Assante®
WEALTH MANAGEMENT

Be well-advised.

Dean Taylor BA, CPA, CMA
Financial Advisor
Assante Capital Management Ltd.
2 Huron Street, PO Box 361
Collingwood ON L9Y 3Z7
705-444-1457
dtaylor@assante.com

Assante Capital Management Ltd. is a member of the Canadian Investor Protection Fund and is registered with the Investment Industry Regulatory Organization of Canada.




SKOT LAWRENCE
Desiron

Tell us about this project: Regular clients of mine approached me with a vision of log holders on their front porch for winter that could be easily repurposed into seating for summer. They love to sit out there as the sun sets. Racking a large amount of firewood was a priority so maximizing space was critical. Custom fabrication allowed us to use as much area as possible without blocking the windows. The next challenge was having these become comfortable seating at the end of fireplace season. This was achieved with removable upholstered seats and back rests. It was a fun project, and my clients are enjoying and utilizing their dual purpose ironwork year round.


Tell us about Desiron: I've been designing and building furniture and art pieces since around 1994 out of metal – material typically used for industrial and structural applications. I've always loved the natural look of raw metal. All my work is finished with a matte clear finish. In my view, painting it just covers and hides all its depth, beauty, and lustre. Since relocating to this area in 2000, some of my favourite projects have been repurposing clients' sentimental objects into functional pieces. Turning various items into art and furniture is very rewarding. Often, all it takes is some creativity and a little imagination...

Continued on page 84




Ashtons
BLINDS · DRAPERIES · SHUTTERS

IN-HOME CONSULTATIONS
MOTORIZATION · AUTOMATION
UPHOLSTERY · CUSTOM BEDDING



KING'S COURT, THORNBURY
519 599 7695 · ashtonsblinds.com



LEJLAEDEN
INTERIORS

Full Service Interior Design

www.lejlaedeninteriors.com
info@lejlaedeninteriors.com
705.794.4129

/də'tāl/
DETAIL
*The small features of something that
you only notice when you look carefully*

Custom Homes
Designed in every Detail

all by design



William Brown
519.599.3337
blacktuskdev.ca

CORINTHIAN
KITCHEN & BATH STUDIO



Professional design services
Full kitchen and bath renovation services
Granite, Quartz and Laminate counters
Dining furniture • Home décor and accessories

Visit our showroom.
99 King St. E., Kings Court Mall, Thornbury
info@corinthiankitchens.com
www.corinthiankitchens.com



519-599-2800
1-877-349-2800

people

PEPE SCHIPPRACK
PR Antique Flooring

Tell us about this wall: This wall is made from reclaimed barn boards. Each board is cleaned and then wire-brushed. We have lengths of up to 16 feet and offer grey or brown boards. Boards can be placed horizontally, vertically or diagonally. Installation can be directly over drywall or over a vapour barrier, while the optimal backing is plywood. Many clients use our boards to create feature walls, and some have done entire rooms.

Tell us about PR Antique Flooring: My parents began a building company over 30 years ago, and through that came the idea for PR Antique Flooring. It was over 12 years ago that we started taking down barns, refinishing beams and boards and coming up with new and interesting ways to use these beautifully aged reclaimed pieces of wood. The building end of the business is still going strong and we often introduce the products that come from PR Antique Flooring in our builds. Our clients have always been happy with the character and texture that our products bring to their projects. *Continued on page 86*



RECLAIM

EXCEPTIONAL CRAFTSMANSHIP
SUPERIOR RESULTS...EVERY TIME



CUSTOM BUILT HOMES | RENOVATIONS

VALLEYVIEW CONSTRUCTION
PAUL ROGERS | 519.599.3694 | paul.valleyview@gmail.com | www.valleyviewconstruction.com
since 1980



\$100 Rebate
when you purchase energy efficient Duette®
honeycomb shades.

HunterDouglas

Offer valid from January 16 – March 17, 2017.
*Purchase a minimum of 4 Duette® and receive a \$100 rebate and an extra \$50 for each additional shade purchased. Valid at participating retailers only. The rebate will be issued in the form of a Hunter Douglas Prepaid American Express® Card. THE PROMOTION CARD is a trademark of The Hunt Group.
All Rights Reserved. THE PROMOTION CARD is a Prepaid American Express® Card issued by Amex Bank of Canada. *Used by Amex Bank of Canada under license from American Express. For full details, visit hunterdouglas.ca.

available at
Collingwood
Home
hardware
building centre

104 High Street
Collingwood
705-445-2671

“The best place to buy
is at 6th and High!”



collingwoodhomehardware.ca

DAVID GROVES &
MYLES REID, *Installers*
Kitchen Painters

Tell us about this project: The homeowners wanted a refresh of this kitchen, which was very dark. They contacted us because the cupboards that were in place were of good quality and didn't need to be replaced completely. There were a few worn drawer slides, but other than that, the cupboards just needed to be painted and the old hardware replaced with new, more contemporary handles and drawer pulls. With a very quick turnaround, Kitchen Painters has transformed a dark, outdated kitchen into a bright and beautiful space.

Tell us about Kitchen Painters: We are changing the face of kitchen renovation. When you call us we listen to your needs and help to bring that to reality. We can offer design and colour advice. Our quotes are very detailed and broken down to "must haves," "maybes," and, of course, "wish lists." We complete an eight-page checklist on every job that includes colours, moulding style, cabinet accessory, door hardware placement and even the name of your pets and whether they are an inside or outside pet. We want to make the process of updating your kitchen as quick and easy as possible!

Continued on page 88



NATURAL
**STONE
SCAPES** INC.

LANDSCAPE ONTARIO
Awards
of Excellence
Residential Construction

DESIGN • CONTRACTING

Beautiful, long-lasting
landscape solutions
for fine homes and
challenging sites

Discover natural landscaping ideas at
naturalstonescapes.ca 705.441.2174

FEATURED ON
houzz

Design | Build | Renovate
Commercial | Residential

Custom Contracting Inc.
Serving Southern Georgian Bay
705 888 3571
gjcustomcontracting.ca

FOR SALE

*Douglas Teddiman
Realty Ltd., Brokerage*

IT'S YOUR MOVE!
Collingwood and Area
Office: 705.293.0525
Cell: 519.323.5675
www.douglasteddiman.com

Kettlewells
•FLORIST •CONTEMPORARY VINTAGE •ARCHITECTURAL SALVAGE
OPEN THURSDAY–SUNDAY, 10am – 5pm

Closed Monday–Wednesday...Gone Junkin'
4537 County Rd. 124, Collingwood
(Located inside GreenMarc Gardens
across from Bellbrae Animal Hospital)
705.445.7066 www.elainekettlewell.com

people



SUZE McCART
Suze Interiors

Tell us about this project: I was approached by Sierra Building Group to create “chalet chic” for this model home. I used neutral tones to tie together all the natural elements of the home, from the barn board feature wall to the wood beams and hardwood flooring. I introduced layered cowhides and sisal rugs, faux fur pillows and throws and lovely sheep’s wool pillows that all add a touch of luxury.

For the artwork, I kept it very subtle so as not to distract from the finishes of the home or the beautiful view of Alpine Ski Club.

Tell us about Suze Interiors: I founded Suze Interiors 10 years ago after I had become a Certified Interior Decorator. Home staging naturally fell into my repertoire of expertise. From furnishing empty show homes to repurposing what homeowners already have,

I love creating a gorgeous home. It’s amazing what a fresh pair of eyes can do to transform what you already have. I can work with any budget, to make a plan that is affordable. So if you are thinking of selling your home and need it staged or if you would like a new look for your living space, with vision and inspiration, I can help you move forward to create a home you truly love. **OH**

A TRADITION OF TRUST

<p>Helen KIMBLE Sales Representative 705-446-7146</p>	<p>One of a kind Lora Bay post & beam backing onto golf course. Nothing spared in this build. 4,370 finished square feet, 3+1 bedroom, 3.5 bath. 134Rankins.ca \$1,500,000</p>	<p>Trailwoods custom home by well known local builder. Approx. 1,807 sq ft. open concept, 3 bedrooms, 2.5 baths; double garage. Under construction. MLS®1624562 \$639,500</p>	<p>Jim CHAPMAN Broker 705-446-7733</p>
<p>Drew DOUGLAS Broker 705-441-5152</p>	<p>47 acres in the beautiful Beaver Valley with excellent valley views. Existing drilled well & road into property. Has had NEC building permit approval. ValleyViews.ca \$315,000</p>	<p>Custom homes to be built in Peaks Ridge & Nipissing Ridge. 4,446 sq ft; 4 bdrm; 4 bath; 10' ceilings on main, 9' on 2nd level. Dec 2017 closing. MLS®1623444 \$1,449,000</p>	<p>Becky HUNT Sales Representative 705-888-8358</p>
<p>Doug SLAINE Sales Representative 519-477-4499</p>	<p>Trailwoods in Thornbury. Oversized lot backing onto green space. Open concept, vaulted ceilings, double garage, 3 bedrooms. MLS®1619817 \$649,000</p>	<p>Century home with character & charm. 1,726 sq ft, 3 bedroom, 2 bath. Updated, main floor 9 ft ceilings, original woodwork. MLS®1627094 \$469,000</p>	<p>Stan RELJIC Broker 705-888-5124</p>
<p>Sue BOADWAY Broker 705-446-8427</p>	<p>Extremely rare Lora Bay area waterfront lot. Fully serviced. Permit for 2,000+ sq ft home. 5 minutes to Thornbury and 10-15 minutes to the ski hills. MLS®1620874 \$569,000</p>	<p>Exceptional property on Bay St in Thornbury. Oversized private lot across from Georgian Bay. Well maintained 3 bedroom bungalow; attached garage. MLS®1626044 \$594,900</p>	<p>Lorraine BULL Sales Representative 705-446-5034</p>

View all the area listings at:

1 Bruce Street N, Thornbury 519-599-3300 **www.5993300.com**

* Independently Owned and Operated

BINS & TRAYS

STORY **LAUREL FORTIN**
PHOTOGRAPHY **SANDY MACKAY**

While the crew from **Batteaux Creek Kitchens and Cabinetry** are finishing work on a wet bar in the dining room, homeowners Doug and Lesley Paul hang up their coats in the new mudroom that Batteaux Creek carved out for them at the back of their Collingwood home.

After downsizing from a house in the country outside town, the couple knew they needed more storage. Since they primarily use the back entrance to get in and out of the home, the space needed to be welcoming, organized and bright. They connected with Batteaux Creek where project manager **Tara Sly** stepped in to design their new, functional space.

« Just inside the back door, a deep, solid maple bench in white awaits handbags and groceries. Take a seat to remove footwear. Pillows soften the bench, while a wall of wire-brushed barn board grounds and warms the space. Overhead, two deep, horizontal cabinets lift up instead of out to stash items away for longer storage.

» Tucked under the white bench, a pair of deep, roll-out, soft-close drawers welcomes shoes or other items needing a quick place to tuck away. Slits cut into the drawers permit air circulation, as does the half-moon cut-outs used in lieu of hardware for drawer pulls.

Continued on page 92



Four handsome, solid iron hooks are at the ready for coats and sweaters.

Floor-to-ceiling shaker-style built-ins get long, brushed-nickel pulls.

mudroom tour



Overhead, lift-up doors conceal baskets and larger items needing storage.

» A trio of large open shelves allows favourites to be at the ready. Boxes and baskets tuck gloves and other items out of sight.



« The closet opens to reveal a bar for hanging coats and jackets, while four sliding trays pull out to stash mitts, hats and accessories, and two shoe trays slide out with two rows of shoe storage. Opening each door activates a light-sensitive, wireless, rechargeable LED fixture. The fixtures can be easily removed for recharging. OH

Craigleith Contemporary



KNIGHTS' Home building centre

519.538.2000 | 206532
Highway 26, East of Meaford

3 REASONS TO COME TO KNIGHTS'

- Tracy, who has a wealth of design experience
- Free 3D design
- With our installation program we will see your job through from start to finish.

KitchenCraft CABINETRY

www.kitchencraft.com



25 ACRE MOUNTAIN SIDE RETREAT

7,500 SQ. FT. \$3,795,000





3 ACRE ESTATE BY THE SLOPES

\$990,000



97 ACRES, STUNNING VIEWS

\$1,594,000



BOTTOM OF CRAIGLEITH

\$549,000



MARK VEER

broker
Direct: 705.443.7911
markveer@remaxcollingwood.com



MARY RIOPELLE

sales representative
Direct: 705.446.5466
mriopelle@icloud.com

www.forsalecollingwood.com




HYBRID & HANDY

Though the climate may have been harsher 100 years ago in Southern Georgian Bay, you wouldn't be able to tell by the layout of homes built at the time. Considering this home was built over 10 decades ago, when roads were muddy and farm animals nearby, its residents lacked a space where they could remove boots and coats and clean up from their farm work before entering the home.

Not any more. Enter **Jason Holman** of **jti design**. Solid, white, oak cabinets, lockers and drawers ring this pie-shaped room off the side entrance to the home. Designed by **Stephanie Redmond** when the owners of this century farmhouse put on a hybrid modern addition, Holman's team executed the mudroom.

« Heated grey tile floors run throughout the entry. The mudroom can be closed off by a large sliding metal door.



« A shallow cabinet with double doors stashes bulky items like helmets and goggles. Rows of hooks inside the door offer a convenient and discreet place to leave keys.

Leather straps are riveted to the door for pulls.

» Six lockers suit the family members in the home. Each locker is lined with four hooks, a wire basket for gloves and accessories on a shelf above, and space underneath to slide shoes. Additional hooks punctuate the dividers between lockers. *Continued on page 96*





« A single-door drying cabinet for wet gear offers six rows of tubes that circulate warm air into boots and gloves. Two layers of fireplace screening on the cabinet door panels allow air into the cupboard while disguising the contents inside.

» An armoire of three oak drawers plus open shelves with wire baskets allow the residents to quickly identify and locate accessories and items. **OH**



STERLING CUSTOM KITCHENS

Bringing your ideas to life...



DESIGN BY:
KAREN COLE, COLEDESIGN STUDIO

705 888 4854
sterlingcustomkitchens.com

BUILDER of CUSTOM HOMES & SPACES UPSTREAM CONSTRUCTION

www.upstreamconstructioninc.com



Building in
Trail Woods, Thornbury
Fall 2016.

416-271-4488



DOORS & STRIPES



Missy Sharp is back on the horse, literally and figuratively. After a fall off a horse that shattered her pelvis last year, Sharp paused from her busy interior design business to recover. She's back at it with flying colours, as we see in the service entry and mudroom of this log home near the Georgian Bay Club. The homeowners enlisted **Missy Sharp Interior Design** to create the interiors of an addition to their log home that would encompass a large master bedroom suite as well as a larger secondary entrance, laundry room and mudroom.


« Bright! The new secondary entry for this home opens to a long hallway of windows. A delightfully colourful custom striped rug runs the length of the hall, brightening the polished concrete heated floors. At the door a coordinating rug of a denser wool is a neutral grey. Custom, bleached, white oak benches offer seating both at the door and in the hall while taking off or putting on footwear. Paintings by local artist **Jen Wilkins** add even more gorgeous colour to the palette.

A wall of mirrors expands the room while offering a simple wall covering and a practical place for spot checks before leaving home or after arrival.



» A slim, orange laminate custom table designed by Sharp carries a bowl for keys inside the front entry. Through a door, the owners access the laundry room. Abstract canvas for this spot by Missy Sharp.

» Cabinets inside the laundry room connect to a pass-through from the master bedroom's large walk-in closet. Laundry and curious pets are easily transferred from one space to the other. *Continued on page 100*



mudroom tour

✧ Handsome Luca waits to head out on a walk in front of a trio of hemlock closets. Hemlock coordinates with the accent wood throughout the rest of the house and is full of personality and depth. Coats, boots, outdoor gear and sports equipment have ample space to get tucked away.



⤴ Storage cubes configure in multiple orientations to stash gear. From handbags to helmets, goggles to gloves, skates to snowshoes, everything has a place. **OH**

This rug was custom-cut, and edges finished, to continue the pattern down the hall.



baywood
DESIGNS

43 Bruce Street, Thornbury
519 599.5444
www.baywooddesigns.com

jti design



custom cabinets & furniture
Clarksburg, Ontario
705.441.0036 | jason@jtidesign.ca

Clerkson's
Home Store

We offer our customers:
Complimentary Regional
Furniture Delivery & Setup!

85 Hurontario Street,
Collingwood.
Tel. (705) 445-1988

www.clerksons.com

Follow Us!
f i p

"A Collingwood
Tradition
Since 1977!"



PINE CONE FIRE STARTERS

PROJECT AND PHOTOS **TARA CHATTELL**

Pine cones dipped in clean-burning soy wax are an eco-friendly option to get your home fires burning. Leave them white or colour the wax and they become seasonal décor.

TOOLS & MATERIALS

- Soy wax flakes, 2 lbs.
- Pine cones, 10-13
- Candle dye blocks, colours of your choice (optional)
- Wired candle wicking
- Wooden spoon
- Small double boiler
- Wax paper
- Tinfoil
- Knife
- Scissors

NOTE: Any materials used in this project should not be used again for food preparation. *Continued on page 104*



Create a warm welcome
with outdoor lighting.




ELECTRICAL, EXCAVATING & HAULAGE
RESIDENTIAL • COMMERCIAL



For all your indoor
& outdoor electrical needs
705-446-1407
75 Sandford Fleming Dr, Unit C
Collingwood, ON

ESA Authorized Contractor • ACP Certified for Residential & Commercial

BUY DIRECT FROM THE SAWMILL!



- BUYER OF STANDING TIMBER
- ALL DECKING MATERIALS
- BOARD & BATTEN ■ POST & BEAM
- WHITE PINE FLOORING ■ T&G SIDING


High Quality: White Pine, Red Pine, Cedar, Hemlock
1" Boards - 2" Dimension; 4" and 6" Squares

CALL FOR QUOTE
MOGGIE VALLEY TIMBER INC.
684063 Sideroad 30, Holland Centre, ON
519-794-0018
moggievalley@gmail.com
Mon - Thurs - 7:30am to 5:30pm
Friday - 7:30am to 12:30pm

EVOLUTION custom building

Custom Homes | Renovations
Additions | Project Management

EVAN REID
705.888.2417
EvolutionCustomBuilding.com



LOFT

PLANNING INC


Land Use Planning | Project Management

Kristine A. Loft, Principal
BES BAA MCIP RPP
705.446.1168
LoftPlanning.com

HOW-TO

1 PREPARE WORKSPACE
Cover your workspace with tinfoil to protect the surface from dripping wax – dipping will get messy!
Use wax paper to cover an area for pine cones to cool between dips.

2 MELT WAX
Add water to the bottom of a double boiler and fill the top pot with wax flakes. Place on stove burner and gently heat until wax is fully melted, stirring occasionally.
Using a knife, shave off small bits from wax dye blocks, add to your hot wax and stir until completely melted and blended.



The colour will look much lighter once cool. Test your colour by dripping wax onto wax paper and allow to cool. It doesn't take much dye to colour the wax, so add small amounts at a time until reaching the desired colour.
Once satisfied with the colour, remove from heat and allow your wax to cool for 15-20 minutes before starting to dip.
While wax is cooling, wrap pine cones with wicking.

3 WICK PINE CONES
Cut wicking into 12-inch lengths. You may want them longer, depending on the size of your pine cones.



Fold each piece of wicking in half. Tie a small loop at the fold to use both as a wick and to hold the cones while dipping.

Place the loop on the tip of a pine cone and begin wrapping each length in opposite directions around and between the scales. Finish by tucking in the ends (use scissors to push ends in).



4 DIP PINE CONES
Hold each pine cone by the wick loop and dip completely into the wax. If the pine cone is tall, turn on its side and use a wooden spoon to help fully coat the pine cone with wax. Remove the pine cone from the wax and allow excess wax to drip into the pot. Set on wax paper to cool for 10 to 15 minutes between each dip.




Repeat the dipping process three or four times until you're happy with the amount of wax on each pine cone.



After they dry, break off any excess wax from the bottom of your pine cone before dipping again. Recycle these pieces when you reheat your wax, which you will need to do once or twice during the process as the wax cools.

TIP: If the wax looks lumpy on the pine cone, fix it by heating the wax to a higher temperature and re-dipping the pine cone. You may need to give the pine cone an extra dip to rebuild the wax.



Once you're happy with the amount of wax on your pine cones, hold each pine cone upside-down and dip the tops to finish them off.
Allow pine cones to fully cool before transferring to a display container.



FIRE AWAY

When ready to use the fire starters, build a base of paper and dry kindling, then simply light the wick and place the pine cone under the kindling. Using two or three will start a roaring fire. Stay warm!



Put our passion to work for you.



Steve's Masonry is a team of master stone masons, well respected and sought after for their custom interior and exterior stone work as well as one-of-a-kind fireplaces. We will exceed your expectations in achieving unique results in building projects of any scale. Steve's Masonry has served the builders and home owners of Collingwood, Blue Mountain and surrounding area since 2004 with a commitment to providing the highest quality stone work and customer service for our clients.

Steve's MASONRY
CHISELED TO PERFECTION

705-441-6803
www.stevewallmasonry.com



A L A I R
CUSTOM HOMES • RENOVATIONS

KEVIN BLAIR | LAURIE BLAIR
705-444-9005 | WWW.ALAIRHOMES.CA

**LIVING BETTER
STARTS HERE™**

A 19-foot island services this large home with ease. The black marble top is bookended by a butcher block and a round bar top where six contemporary leather seats have views to Olser Ski Club. Magnolia leaf and snapdragon arrangement courtesy of Paperwhite Flowers.

LEVELS OF LUXURY

STORY **SARA MARTIN & GEORGETTE MCCULLOCH**
PHOTOGRAPHY **SANDY MACKAY**



At dusk, James Schneider takes a seat at the grand piano in his Collingwood home while flurries swirl around Blue Mountain in the distance.

Music fills his show-stopping contemporary home as he plays Journey's *Don't Stop Believing*. The grand piano holds a special place on a platform overlooking the main living area, one of 11 distinct levels in the home.

Schneider was born with not just music, but building in his blood. The creative Wasaga Beach native and principal of **Jasper Group Inc.** grew up inspired by his parents John and Marilyn, watching and learning as they built 23 homes during their 50 years of marriage so far.

His personal foray into building began in public school. "I'd be sent to kind Mrs. Wilson's room to build birdhouses," he explains. "Those birdhouses became more and more elaborate and I'd start changing the shape of them."



Even today his creative design process is distinctive. "I use wooden building blocks," Schneider describes. "I go to the lot, sit on a bucket, number my sightlines, then take my blocks and create a shape for the home." He's been documenting his designs and ideas in a scrapbook for as long as he can remember.

One of those ideas was a house with a waterfall by Blue Mountain. Today, his stunning contemporary, black and grey, stone-faced home sits on a huge estate lot in Collingwood's Windrose Estates with a view of the mountain. It seamlessly blends fine natural elements with cutting edge technology.

Schneider performs classic rock and original material with the band Hunter, and he's both an avid skier and outdoor enthusiast. He's driven to translate these passions into his designs. He has gathered around him an equally talented, committed and creative team – designers in Jasper Design and construction crew Jasper Construx – who create homes

that exemplify lifestyle living, from the inside out. The homes feature the best sightlines for maximum panoramic views, functionality and timeless and trending design features.

Schneider designed, built and decorated the 8,000 sq. ft. six-bedroom, seven-bathroom home, which he describes as a Bali-style ski chalet. It's his second home in this exclusive development.

"Contemporary homes are increasingly popular in this area, which is very exciting," Schneider says. "Right now I'm building modern and lifestyle-oriented homes that create a surrounding and feeling of living art."

Jasper Group Inc.'s **Bayside Meadows** development on Beachwood Road between Wasaga Beach and Collingwood consists of 17 luxury starter homes. He's also building high-end custom homes for clients and has ambitious plans to expand into the Muskoka market with a multi-home development near Huntsville. *Continued on page 111*



TOP: A solid stone apron wraps the exterior of the home. Its multiple rooflines give almost every room in its 8,000 square feet a window with a view. **ABOVE:** LED strips under-light the staircase. Ascending to the piano level, original artwork lines the hallway and a glimpse of angel wings can be seen through the master bedroom door. **RIGHT:** James Schneider of Jasper Design Inc. plays his grand piano. **OPPOSITE, TOP:** One of many vignettes that sets the tone of this modern home. **BOTTOM:** Even with its soaring ceiling and 22-foot-tall windows the living room area is intimate, grounded by the granite-clad fireplace. It is a favourite spot for the cat the family adopted at the Georgian Bay Humane Society.



His company has broadened over the years, from architectural design and custom building to multi-home projects and retail. He owns **Jasper Life**, a Collingwood store specializing in exquisite décor, lighting and furniture for inside and out.

The home is wired for sound, security and convenience thanks to **Cam Posch of Huronia Alarm & Fire Security Inc.** Schneider controls the lights, the window coverings, the music and the security through an app on his smart phone. James, Skye Woolston and their blended family of four teenage children enjoy the open-concept floor plan, which easily accommodates the demands of an active family.

Like the outside, the style inside is contemporary zen. “There are 49 shades of grey in this house,” laughs Schneider. The interior design always starts and revolves around the selection of his marble or granite. For his kitchen, Schneider picked a massive slab of black marble (Milestone Marble & Granite) to top the 19-foot long island, designed with a circular eat-at bar at one end and a four-foot-square cutting board at the other. The kitchen is fully equipped with a professional stainless-steel refrigerator, two dishwashers and a wall of ovens, all from **Leon’s** Collingwood.

Just off the kitchen is an office, a bathroom with a live-edge, stone-topped vanity and a large walk-in pantry.

A two-storey natural-cut black granite surround installed by mason **Terry Martin** houses the gas fireplace (**Newhouse Home Comfort**) in the great room with a spectacular view through a 22-foot high wall of windows. The adjacent dining room with oversize sliding doors provides one of several walkouts to the 80-foot long multi-level deck, accented by vintage, reclaimed nautical timbers. *Continued on page 112*

TOP RIGHT: A Buddha statue observes the dining table, overseen by a Buddha painting behind the grand piano. The chandelier over the live-edge table matches the pendant lights over the kitchen island. **RIGHT:** A raw-edge stone vanity with a glass basin in the guest bathroom has a custom cabinet that is lit from underneath and spotlights the striped heated marble floor. **FAR RIGHT:** Marble continues into the glass-enclosed shower. **OPPOSITE, TOP:** When using the four-foot butcher board, the open-concept main floor is revealed. A cut-out in the wall next to the ovens allows unobstructed sight lines to the dining-room. **BOTTOM LEFT:** This eat-at bar showcases the spectacular view of Osler Ski Club. **BOTTOM RIGHT:** Ample storage and another worktop line the kitchen’s interior wall.





Distressed and muted maple floors (Rivalda Ceramic Tiles Inc.) anchor the floors throughout most of the home.

Artistic angel wings and iron chandeliers accent the master retreat with vaulted ceilings and views overlooking the coveted mountain panorama. Deep pile carpet from **Kirby's Flooring** adds warmth and comfort to the large room with a sitting area. The walk-in closet features its own washer and dryer. The soaring en suite is wrapped in Verde St. Denis, jade green marble. The lights on the ski hills can be enjoyed from both the raised jet tub and massive glass shower.

The open-riser, tubular steel staircase (**Fusion Custom Welding & Fabrication**) is showcased by a striking Starlite chandelier. The children have bedrooms on the top level and a guest suite has a covered balcony overlooking the grounds. *Continued on page 114*

TOP LEFT: On a raised platform, the en suite jet tub is spectacular. It is surrounded by jade-green, heated marble flooring. The same rich jade marble extends up the walls in the open shower. **TOP RIGHT:** In the master bedroom, the mood is one of calmness and serenity. With deep pile carpet the space offers a king-size bed, sofa and a bank of windows. **RIGHT:** The loft overlooks the living room through glass railings and is topped with a large Starlite chandelier. **FAR RIGHT:** Double vessel sinks in the master en suite sit atop a floating vanity. Orchids courtesy of Paperwhite Flowers.



206518 Hwy. 26 E, MEAFORD
519-538-1620 • 800-265-3172
www.macdonaldsfurniture.com
STORE HOURS: Mon. - Sat. 9 am - 5:30 pm • Sun. 11 am - 4 pm



The only thing more relaxing than
owning a quality spa is having

**Thornbury
Clear Choice Pools & Spas**
clean and maintain it.

Choose **Thornbury Clear Choice** for all of your spa needs. Offering a complete line of pool and spa products from Mursatt chemicals, heaters and pumps to accessories and inSPArations.

Thornbury Clear Choice has many years of business excellence, servicing all makes and models of hot tubs. We also service what we sell!

4 Arthur St., Thornbury
519.599.1154 | 1.866.599.1154 | spa@bmts.com
thornburyclearchoice.com



As a monument to the surrounding landscape, the centrepiece of the home is a handcrafted waterfall, built by James's cousin, Kevin Hockley of Hockley Studios, who fabricates natural history exhibits. Visible from multiple levels, the water streams down into a lit pond on the lower level and fills the home with its calming sound.

Schneider builds a hockey rink in many of his homes. This one has a live-edge maple bar along the boards for spectators to sit at and enjoy the action. The kids, Ella, Lucas, Max and Tianna are always up for a shootout. *Continued on page 116*

RIGHT: With its one-storey height, the realistic waterfall is a one-of-a-kind feature connecting the main level to the lower level. **BELOW:** Skye and Ella watch from the live-edge bar, as James, Max, Lucas and Tianna play shinny on the indoor hockey rink. Adjacent to the rink is an exercise room and wine cellar.



The whole family enjoys the indoor hockey rink.

Fresh Design

custom interiors
upholstery & slipcovers
drapery & blinds
bedding
toss cushions
designer fabrics
custom furniture

705 446 6552
freshdesign@rogers.com
freshdesigninteriors.ca

Find us on Facebook

Kitchen Painters

Refacing Specialists!

Collingwood's complete kitchen renovation company!

Renovate the kitchen you already have!

- (A) We refaced this kitchen with our durable and fully guaranteed designer doors.
- (B) We refaced the outdated plate rack with modern glass doors and added new crown moulding.
- (C) We removed the outdated bar top and replaced it with a stunning one level quartz countertop.
- (D) We replaced the decorative hardware with new brushed nickel knobs.
- (E) We installed a new white subway tile backsplash.
- (F) We added decorative bead board panelling and new furniture kick.
- (G) We installed a new undermount sink and touch activated faucet.

Call for franchising opportunities

Call 705.444.5005 www.kitchenpainters.com

CANVAS ART

WEDDINGS | HOLIDAYS | BIRTHDAYS
BABY | PET PICTURES
STORY BANNERS

We print your pictures onto
Artist Canvas, Hanging Fabric
Wall Banners, Murals,
Plak-It and Posters

VisualFX
SIGNS & DESIGNS

67 Third Street, Collingwood
705.443.8840
info.VisualFX.ca | www.VisualFX.ca

STORY BANNERS

The REALTORS® of the
Southern Georgian Bay Association of REALTORS®
Looking after the Locals since 1970

BUY LOCAL
SHOP LOCAL
THINK LOCAL
SELL LOCAL

www.sgbREALTORS.com 705.445.7295

While Schneider's house reflects an appreciation of art, technology, music, landscape and design, he knows the style and quality of the home will be in demand. "I get comfortable but never too attached to the homes I live in – there's always another design, another build around the corner." **OH**

RIGHT: A guest bedroom with en suite on the lower level is tucked away from the action. The barn board ceiling creates depth and texture.



This topographic relief of Georgian Bay doubles as a custom sink, created by Georgian Bay Custom Concrete.

Blue Mountains
CHAMBER OF COMMERCE

✓ **OPPORTUNITY**

✓ **BUSINESS**

✓ **SUCCESS**

For Membership & Inquiries, email info@bluemountainschamber.ca

www.bluemountainschamber.ca

Photo by Andrea Hamlin at Blue Mountain Resort

PR Antique Flooring
RECLAIMED
BARNBOARD - FLOORING - BEAMS

Eco Friendly

Engineered flooring now available.

Timeless Beauty
Visit our showroom by appointment
519.538.4070 www.prantiqueproducts.com

ADDITIONS | RENOVATIONS
tdiconstruction.ca
705-441-3079

TDI
Building Excellence

ENDURING REVIVALS | SYMPATHETIC RENODITIONS | MODERN VERNACULARS

Pamela Farrow
ARCHITECTURAL TECHNOLOGIST
www.pamhouse.ca
519 334 3456



**UNITED
LUMBER**



**UNITED
TRUSS**



TURNING DREAMS INTO REALITY

Barrie
705.726.8132
 520 Bayfield St. N.

Bolton
905.857.6970
 12833 Hwy 50 S.

Georgetown
905.873.8007
 333 Guelph St.

United Truss – Innisfil
705.436.3425
 3325 Thomas St.

www.unitedlumber.ca



INTERIOR DECORATING
& DESIGN

SPACE PLANNING

CUSTOM LIGHTING
& FURNITURE

KITCHEN & BATH DESIGN

RE-UPHOLSTERY & DRAPERY

705 444 8330

51 Hurontario Street
Collingwood

farrowarcarodesign.ca



OUR HOMES SPECIAL ADVERTISING FEATURE

2016 REAL ESTATE MARKET SNAPSHOT – YEAR IN REVIEW

For single family homes, South Georgian Bay remained a Sellers' market in 2016. Unit sales were up 15%. Our data also reports that 70% of the listings sold. The average selling price for a resale home was \$382,979 up 11% from \$342,674 in 2015. The majority of sales took place in the \$200,000 to \$350,000 price range but the \$350,000 to \$500,000 also saw a spike over 2015. The number of homes selling for over \$1,000,000 almost doubled from 48 in 2015 to 82 in 2016.

For the purposes of this report, our focus will be on the 3 key trading areas in which we have the most expertise – Blue Mountains, Collingwood and the areas of Clearview nearest to Collingwood. There were 1462 listings of which 1123 sold – a 76% sale to list ratio (compared to 61% in 2015) and the average resale price rose almost 13% from \$391,215 in 2015 to the current \$443,389.

Collingwood highlights:

- A high sale of \$2.33M for a waterfront property

on Princeton Shores and 5 other properties sold for over \$1M.

- Average resale pricing is up 19% over 2015 at \$440K.

The Blue Mountains highlights:

- The high sales were a waterfront Chateau style home at \$3.945M and a country home on 98 acres for \$3.25M.
- Average resale pricing is up over 7% at \$666K.

Clearview highlights:

- The high sale was \$2.9M – a 6000 square foot home situated on 100 acres – in addition there were 5 other sales over \$2M.
- Average resale pricing is up over 34% at \$486K.

General Observations:

- All indicators tell us that the Sellers' market will continue into 2017.
- Throughout the region May to October are the highest volume sale months, January and December are the lowest.

• The average days on market for this region is 67.

We continue to see many new construction developments and planned future projects for the region – ranging from small condominiums, rental apartments, mid-size to executive townhomes and many single family homes with retirees and families in mind, and recently, an "aging in place" development just south of Cranberry.







Note: These statistics are compiled using data from the MLS system of the Southern Georgian Bay Association of Realtors and are believed to be reliable.

Jane Moysey, Broker – (705) 888-1982 jane@janemoysey.com

Lorraine McDonald, Sales Representative – (705) 444-4216 lorrainemcdonald@royallepage.ca

www.janeandlorraine.ca





INTELLIGENT BUILDING SOLUTIONS



PROMOTING SUSTAINABLE DESIGN

LAVENDER HILL HOMES

Kevin and Lyall Ralph | 705.466.6443 | Creemore | kjralph@yahoo.ca

focus



GEO METRIC

Continued on page 122

Your Home. Your Lifestyle.



Working with Harold Robison of BOB ARMSTRONG CONSTRUCTION was an enjoyable experience from start to finish. Harold made everything easy and was very open to our ideas. He delivered our custom home on time and on budget, and we love the end result!

Bill and Odeen Probert

FOR FURTHER DETAILS CONTACT HAROLD ROBISON AT
BOB ARMSTRONG CONSTRUCTION LTD.
COLLINGWOOD | THORNBURY



Bob Armstrong
Construction Limited

CUSTOM HOMES & RENOVATIONS

519-599-2704

27 YEARS CUSTOM HOME BUILDING EXPERIENCE | LICENSED GENERAL CONTRACTOR
CUSTOM HOMES, RENOVATIONS, ADDITIONS | QUALITY WORKMANSHIP, SOUND CONSTRUCTION



Celebrating 53 Years

Floors for Life.

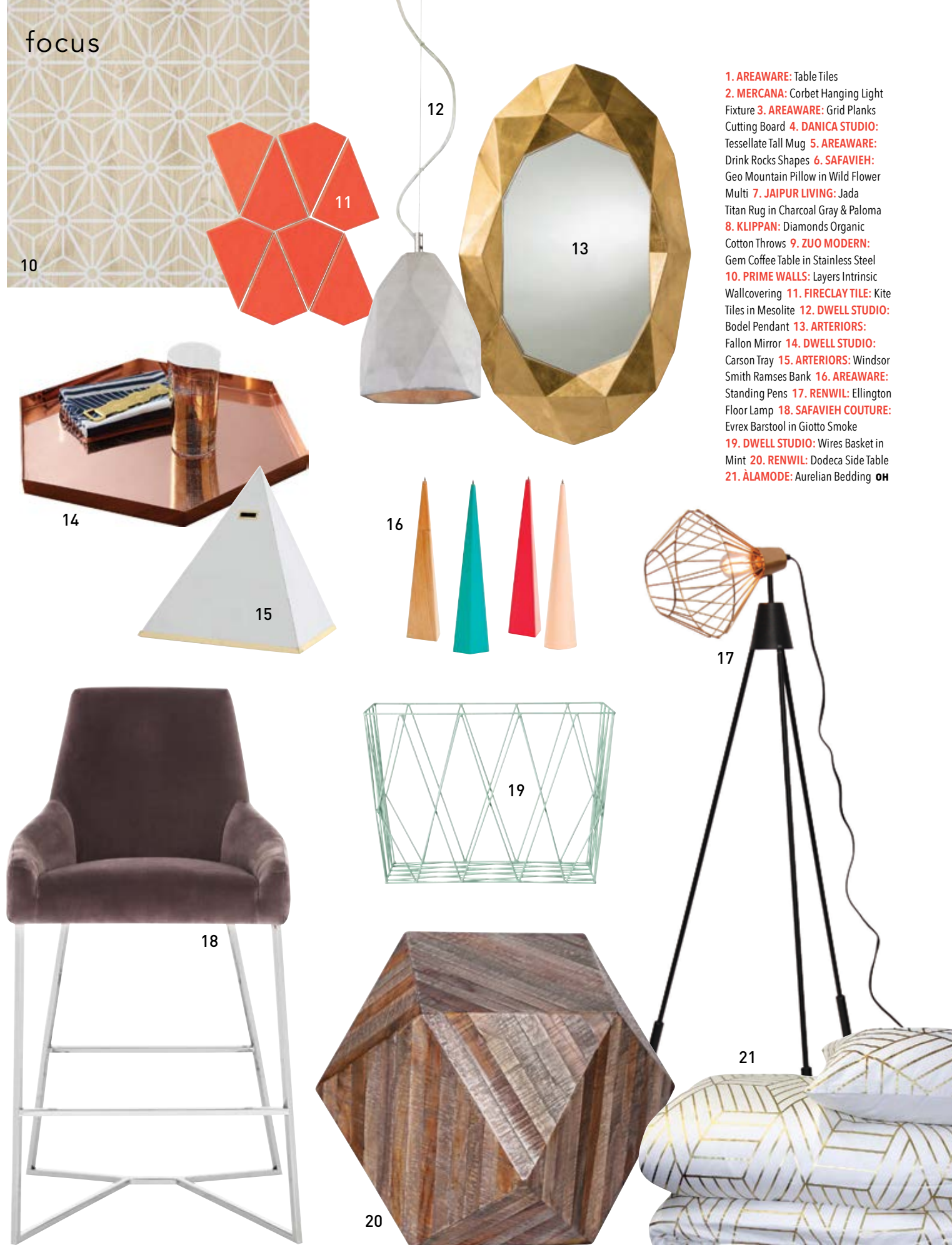
CARPET • HARDWOOD • LAMINATE • CERAMIC TILES
WINDOWS 'N BLINDS • AREA RUGS • SHUTTERS
LUXURY VINYL TILE & PLANK

DEANS CARPET ONE FLOOR & HOME

DUNTRON • 705-445-2166 • HIGHWAY 24 JUNCTION 91 LOM 1HO | MEAFORD • 519-538-2166 • 334 SYKES STREET SOUTH N4L 1X1

STORE HOURS: Mon - Fri: 9am - 5pm Sat: 9am - 4pm

VISIT US ONLINE: www.carpetone.ca



1. AREAWARE: Table Tiles
 2. MERCANA: Corbet Hanging Light Fixture
 3. AREAWARE: Grid Planks Cutting Board
 4. DANICA STUDIO: Tessellate Tall Mug
 5. AREAWARE: Drink Rocks Shapes
 6. SAFAVIEH: Geo Mountain Pillow in Wild Flower Multi
 7. JAIPUR LIVING: Jada Titan Rug in Charcoal Gray & Paloma
 8. KLIPPAN: Diamonds Organic Cotton Throws
 9. ZUO MODERN: Gem Coffee Table in Stainless Steel
 10. PRIME WALLS: Layers Intrinsic Wallcovering
 11. FIRECLAY TILE: Kite Tiles in Mesolite
 12. DWELL STUDIO: Bodel Pendant
 13. ARTERIORS: Fallon Mirror
 14. DWELL STUDIO: Carson Tray
 15. ARTERIORS: Windsor Smith Ramses Bank
 16. AREAWARE: Standing Pens
 17. RENWIL: Ellington Floor Lamp
 18. SAFAVIEH COUTURE: Evrex Barstool in Giotto Smoke
 19. DWELL STUDIO: Wires Basket in Mint
 20. RENWIL: Dodeca Side Table
 21. ALAMODE: Aurelian Bedding OH

Cabinetsmith
style • quality • affordability

Kitchen & Bath Renovations

Ceramic Tiles | Hardwood | Laminate Carpet | Area Rugs | Luxury Vinyl Tiles
Blinds | Shutters | Drapery

MEAFORD
CARPET & INTERIORS

Come in & visit our complete remodeled showroom!
 278 Cook St., Meaford 519-538-4303
MeafordCarpets.com

Large selection of area carpets!

All blinds & shutters up to 50% OFF!

A "MARK" OF EXCELLENCE

A.M. CONTRACTING
MARK BROWN

Specializing in
 CUSTOM HOMES • ADDITIONS
 RENOVATIONS • PROPERTY MANAGEMENT
 Cell 519.373.9577 Home 519.538.3372
www.amcontractingmeaford.com

PICOTTEAM
Your vision is our priority!

Cell: 705-444-3452
 Email: picot@rogers.com
www.ThePicotTeam.com

Sales Representatives
Barb Picot & Ron Picot

CHESTNUT PARK
Real Estate Limited, Brokerage

CHRISTIE'S
INTERNATIONAL REAL ESTATE

Chestnut Park Real Estate Limited, Brokerage
 393 First Street, Suite 100, Collingwood, L9Y 1B3
 THIS IS NOT INTENDED TO SOLICIT BUYERS OR SELLERS CURRENTLY UNDER CONTRACT WITH A BROKER.



ENGLISH&MILLER

English&Miller, located near the corner of Hurontario and Second Streets, specialize in wholesale food products as well as imports from the UK. Our shelves in the gift shop are lined with teas, jams, biscuits, tea cozies, tea pots, knick-knacks with our infamous Union Jack displayed, toys, kids' books, designer bags and scarves.

After moving from Barrie to picturesque downtown Collingwood nine months ago, English&Miller has quickly become a local favourite. Our atmospheric tea room provides locals and tourists alike with a refreshing taste of Britain.

Our menu is based upon a traditional British tea room with simple, freshly prepared food. Items include homemade soups, sandwiches, a ploughman's lunch, baked potatoes, desserts, cakes and scones.

Most importantly, we cannot forget about our high tea! This treat (must be booked 24 hours in advance) features a three-tiered platter with a selection of five different finger sandwiches on the bottom, freshly baked and warm scones with Devon's Cream and jam in the middle, and finally, a selection of delicious sweets on the top! All served on vintage china but with a 'Jamie Oliver' modern twist. With Mother's Day just a few short months away, you don't want to miss out on this experience; book today!

75 Hurontario St, Collingwood
705.293.4400
englishandmiller.com
(Please see ad on pg 71)



LIFESTYLES NORTH – STEVE SIMON, MARLA SIMON

Marla and Steve Simon have built the **Lifestyles North** team at Royal LePage Locations North based on professionalism, integrity and exceptional marketing. In 2015, and now in 2016, Steve earned a place in the Chairman's Club which celebrates the national top 1% of Royal LePage Realtors.

At Lifestyles North, we understand it takes a team to provide our clients with exceptional service. We are excited to announce the addition of extraordinary sales representatives to our team, Trish Duncan, David Moser and Jil Thompson. Following a successful career in the home building industry, Trish is leading the way in selling new build homes in Lora Bay and TrailWoods. David Moser, former President of an IT company, provides phenomenal service to our clients. An experienced Realtor, Jil Thompson is also a lawyer, bringing attention to detail following years in the corporate sector.

Lifestyles North's Realtors are supported by Marketing Manager, Faye Labelle, Client Care Manager, Tracy Arthur, Administrator, Juliet Collados and Operations Manager, Peter Tyndall who all make significant contributions to our proven formula delivering superior results.

Lifestyles North is professional, creative and people oriented offering a complete package of services to our clients to successfully realize their real estate goals.

Steve and Marla Simon
705.994.2353
LifestylesNorth.com
(Please see ad on pg 29)



AGING IS OPTIONAL!

Slowing down aging is old hat, reversing aging is more fun!

Turn back the clock! Experience state-of-the-art services that will promote collagen rejuvenation and offer exceptional Anti-Aging treatments. We can reverse the signs of aging and keep you FOREVER YOUNG!

Couture Laser owns The BEST laser technologies on the market – bar none. Our 3 machines, SCITON®, VANQUISH Me™ and EXILIS™, produce exceptional Anti-Aging, Body Contouring, Sculpting and Fat Loss treatments – and deliver Amazing Results!

Our SCITON® laser offers multiple modalities, all of which perform specific treatments for skin and body rejuvenation. The SCITON® BBL FOREVER YOUNG technique delivers intense pulse light treatments like no other on the market. This unique treatment improves nearly every aspect of your skin: pigment, vascularity, pores, fine lines, and wrinkles. Our SCITON® Pro-fractional Laser Resurfacing treatment addresses Deep Wrinkles, Laxity, Acne Scars, Stretch Marks and Aging skin with little downtime and HUGE results!

Our Bodywork treatments are performed with BTL EXILIS™ and VANQUISH Me™ technologies using high tech Radio Frequency targeting Cellulite, Permanent Fat Loss, Body Contouring and Skin Tightening!

Our clients' satisfaction is revealed in many cases with a reduction of 2-4 inches off their waistlines in just 4-6 treatments!

Allow Couture to get your skin in the best shape possible, then let's keep it there FOREVER!
Couture Laser Clinic | 226.971.0589
info@couturelaser.com
(Please see ad on pg 71)



DISCOVERY DREAM HOMES

Discovery Dream Homes' unparalleled, empowered, custom design experience ensures your new home surpasses expectations.

The best home design and build experience is one that's fueled by your imagination, guided and enhanced by skilled expertise, and erected by a team you can trust. Discovery's appreciated in Ontario and worldwide for its extensive experience designing and building log and timber frame homes as well as custom hybrid and contemporary homes. At Discovery, homeowners are treated like project managers, with an incredibly strong team at your side giving you the outcomes you want.

At Discovery Dream Homes, our skilled designers will go over every detail of your home down to how daylight and fixtures will illuminate rooms and will provide you with unlimited alterations to the incredible 3D virtual model of your home.

Discovery's advanced design software, human expertise and state-of-the-art timber processing work seamlessly to ensure you get the dream home you want. Because Discovery builds with high quality materials in a controlled environment, materials arrive mainly completed, and site labour is greatly reduced.

Ask how Discovery can combine elements of timber frame, log and conventional building such as stick frame, brick and concrete, stone and more to create a striking, fresh look.

4 McCloskey Road, Keene
705.400.5647
ddhinformation@gmail.com
discoverydreamhomes.com
Follow us on
(Please see ad on pg 61)

YOU LIVE HERE FOR A REASON.



FOUR SEASONS
SUNROOMS & WINDOWS
INDEPENDENTLY OWNED AND OPERATED



Collingwood & Owen Sound
www.vandolders.com



**MARK VEER, BROKER
MARY RIOPELLE, SALES
REPRESENTATIVE
RE/MAX FOUR SEASONS
REALTY LTD. BROKERAGE**

Realtors **Mark Veer** and **Mary Riopelle** specialize in ski properties across Southern Georgian Bay.

As long-time members of Craigleith Ski Club, business partners Mark and Mary truly understand the needs of ski families searching for the ideal home or property near the slopes.

Both Mark and Mary ski raced as kids and have passed their passion for skiing onto their children, creating strong friendships and relationships across the Escarpment. They loved the region so much that they moved here full time with their families many years ago.

"This and our knowledge of the area have given us a significant edge amongst the ski community."

Mark and Mary are honest and upfront with their clients and are known for their strong work ethic and integrity as Realtors.

"Our job is not to try and sell you on a particular home, but to make sure you are aware of all of the features, both good and bad, in order to make the most educated decision for the best possible price."

They focus on finding homes where you want to live and play, from Meaford to Wasaga Beach.

To contact us:
forsalescollingwood.com
Mark Veer, Broker
Direct: 705.443.7911
Mary Riopelle
Sales Representative
Direct: 705.446.5466
(Please see ad on pg 93)



STERLING CUSTOM KITCHENS

Entryways are the first impression of your home; utilizing these spaces should demonstrate function, flair, and fun.

In the home above, art was the central feature; the monochromatic, symmetrical cabinetry blended into the rest of this post-modern house. Balancing storage with open space was the goal. Larger cabinetry would have detracted from the art and rooflines. Outerwear, accessories (scarves, gloves, hats), and small recreational gear hidden in closets or on hooks provided a clutter-free environment. Built-in benches offered a comfortable place to sit and put on footwear.

Custom cabinetry can blend, become a feature piece, or elegantly bring together the theme of your home. At **Sterling Custom Kitchens**, form follows function and flow. We create your millwork using words to describe how YOU use the space, how YOU would like to feel in the space, and how the space will flow with the rest of your home. Once we understand your needs, we determine the aesthetics and design details of your millwork.

Organizing spaces, especially closets, entries and mudrooms can dramatically impact your efficiency and enjoyment in daily life – when "stuff" has a designated space, life feels easier.

Please contact us, we guarantee we can help with your small projects to whole home solutions:
sterlingcustomkitchens.com
sterling@sterlingcustomkitchens.com
705.888.4854
(Please see ad on pg 97)



**INTRODUCING THE REGION'S
NEWEST EVENT VENUE**

A visually stunning structure with sweeping views and celebrated catering is now available for private and corporate events.

Alpine Ski Club's new 45,000 sq. ft. clubhouse offers an event venue unique in the Southern Georgian Bay area. The spacious building presents a distinctive contemporary design and warm interior finishes with soaring ceilings and impressive floor-to-ceiling windows that maximize the views of the Niagara Escarpment and Georgian Bay.

A variety of indoor spaces provide options for a cozy celebration or a grand event, complete with modern audio-visual amenities. Separate spaces can be designated for cocktails, dinner, dancing, or meetings and presentations, while still permitting great flow. The ample outdoor terrace with its sunken fire pit spans the width of the building, and its glass railings ensure an unobstructed view.

No event is complete without a memorable culinary experience. **Men with Knives Catering** is Alpine's celebrated in-house food and beverage partner. A company with fine-dining sensibility and a gourmet flair, they prepare delicious fare featuring regional produce influenced by global cuisine, with service tailored to suit the formality of the affair.

For more information on events and our catering services, please contact us at 705.445.0339 or visit alpineskiclub.com
(Please see ad on pg 10)



**THE HEARTWOOD
COMPANIES**

With the flourishing success of **Heartwood Landscapes and Gardens**, owner Lynne Barnes has created two new companies in partnership with two talented associates.

Heather Cameron brings her skills and knowledge of horticulture and design to **Heartwood Landscape Lighting**. Heather has created captivating installations throughout the Thornbury and Collingwood areas adding 'enchanted evenings' to the list of landscape features enjoyed by our clients. A properly designed and installed landscape lighting project brings dimension and beauty to your yard with the added benefit of extra security.

Lynda Carroll's extensive background in pool and hot tub care makes her the perfect partner for **Heartwood Pool & Spa Care**. Whether you'd like weekly maintenance or simply need temporary care while you are away, we're here to help. In addition to pool and hot tub care, we will also provide home checks if desired.

The goal of the Heartwood Companies is to bring you the same exceptional service that has always been the hallmark of Heartwood Landscapes... an eye to detail, artistic craftsmanship and on time/on budget delivery. We offer you carefree days and enchanted evenings.

Contact us via email chef@chefpatrick.ca or call 705.444.2433
(Please see ad on pg 143)



**CHEF PATRICK'S
GOURMET FOODS**

A purveyor of fine frozen gourmet foods using locally sourced fresh ingredients, wherever possible, for you to take back to your chalet or home and enjoy. Hand rolled fluted quiches, mini slides and handmade buns. We are best known for our hand rolled butter croissants, pain chocolate and Almondine – pick them up frozen – follow the instructions and you will swear you are in Paris on the Champs-Élysées.

Found in many local food shops around the area. Check our website **chefpatrick.ca** or find us on Facebook to see where we can be found.

You can find our products for your home at Shale Rock Coffee House, Curries Farm Market, and Blue Ridge Meats.

For our catering services we use as many local ingredients as possible to prepare a range of delectable meals in your home. We can provide anything from a private dinner for 10 people created and served by Chef Patrick to cocktail receptions for 150. Our team of qualified staff will set up, cook, serve and clean up so you can enjoy your event. We love to create a menu suited to your needs so it is as unique and special as your event is to you.

Contact us via email chef@chefpatrick.ca or call 705.444.2433
(Please see ad on pg 143)



**JANET PIOTROWSKI,
RE/MAX**

I moved here for the lifestyle. More and more of my city clients were buying homes here and it wasn't long before I found myself making the move myself. As a recent addition to the area, I'd have to say I have a different approach to real estate. Having worked in the frantic, fast-paced Toronto market for 11 years, I bring a unique skill set to the increasingly hot Collingwood and area market.

Whether you are buying or selling your home, a recreational or investment/income property, I know what it takes to help you achieve success.

Properties are moving quickly. You need an advocate who is highly responsive, on top of the market, educated, experienced and 100% committed to providing first-class service. I pride myself on building life-long relationships with my clients based on trust, integrity and professionalism.

Time is a valuable asset. I move quickly to get results, saving you both time and money AND...getting you exactly what you want.

I consider myself a real estate matchmaker – striving to connect buyers and sellers! There is nothing more professionally rewarding for me than finding the perfect property for my buyer and the right buyer for each of my sellers.

Looking for the right match in a real estate professional? Visit me at collingwoodliving.ca or call me at 705.994.5858
(Please see ad on pg 65)



TRENDS
IDEAS
STYLE

Local Homes, Local Retailers, Local Trades.

OUR HOMES helps you find exactly what you need for your home and it's **just around the corner.**

ourhomes

Your local magazine about everything home.


ourhomes.ca



PHOTO: MARTIN JURGEIT

enter the WHITE GATE

STORY **LAURA CONNING**
PHOTOGRAPHY **SANDY MACKAY**



ABOVE: Judith and Andrew Turnbull's house appears much as it did over a century ago with its white siding and original windows. A plaque from the Town of Collingwood Heritage Committee is proudly displayed by the front door. **TOP RIGHT:** Chris Skelton of Porter Skelton & Associates Ltd. stands in the widened front hall by the home's new wide staircase. The owners hunted for just the right fixture to hang above and settled on this fluted 1930s brass and glass piece.



There's a certain warmth and familiarity in the air at this Minnesota Street home.

Maybe it's the white wood siding that has endured since 1873 when the home's original owner, local lumber manufacturer George Buck, put it up. Maybe it's the original pine floorboards that have supported nearly 150 years of its owners' lives. Or maybe it's those lives themselves that have left the home with such character and charm.


The history – and the incredible large lot with mature trees – was what drew its new owners, Judith and Andrew Turnbull, back to the property after touring the home with a realtor and being unconvinced they could commit to the updates they knew the home needed.

A colourful history of hospitality and entertaining has filled the home for decades. Mary Bellerby, who owned the home in the 1920s, used the front parlour area as a tea room, so the wood-clad, picket-fenced house became known as “The White Gate.” In the 1950s and 1960s, Lila Plunkett and her husband, Captain Merton Plunkett, owned the house. Captain Plunkett was the founder of The Dumbells, a Canadian vaudeville troupe circa the First World War, who would entertain soldiers around

Continued on page 130



Bookcases in the front parlour, where the White Gate's 1920s tearoom was located, glide open to reveal a television.



the globe with marching songs, comedy routines and performances in drag costume. In the 1970s, Isabel Irwin, who ran the Collingwood heritage society, owned the home. She and her husband Dudley had the house raised onto a proper block foundation. A current neighbour even remembers being hired to chase raccoons and skunks out of the basement at the time.

Collingwood was a natural choice in retirement for new owners Judith and Andrew, who were living in Saskatchewan, but had both been raised in Ontario century homes. Southern Georgian Bay had been a gathering place during holidays and family affairs after

Judith's mother and stepfather retired here. Judith and Andrew are also skiers and hikers, so Collingwood was an ideal choice for four-season activities.

Andrew was retiring as general manager of Saskatoon's Delta Bessborough, a heritage hotel dating back to the Depression era. His 32 years of work in hotels, including the Royal York in Toronto (where he and Judith met), and the Algonquin Resort in St. Andrew's by-the-Sea, New Brunswick, had given him a comprehensive understanding of how to maintain the historical integrity of a building while updating its facilities for modern life. *Continued on page 132*



ABOVE: A side table in the dining room is laden with Turkish delight, treats and decanters of brandy.

RIGHT: With a stunning crystal chandelier above the elegantly set antique table, the dining room is formal yet comfortable. The sideboard holds desserts, tea and coffee, ready for the end of the meal.

OPPOSITE, LEFT: Glimpse into the front entry where a seat rack is at the ready for guests' coats. The homeowners display an interesting collection of canes.

TOP RIGHT: The parlour is a quiet place to read. Natural light pours in from windows on two sides of the room.

BOTTOM RIGHT: Sliding pocket doors can be closed to contain sound in or out of the parlour. The french glass doors allow light to flood the hallway.





Their affinity to history and hospitality won them over to the home, along with the confidence the Turnbells felt by appointing **Chris Skelton** of **Porter Skelton & Associates Ltd.** to manage the renovation. “It had some good bones, it had a phenomenal lot, and some character, but it was ready, not just physically, but mechanically for its next life,” Andrew remembers. The Porter Skelton team was instrumental. “Because we were starting the project from 3,000 kilometres away in Saskatoon, we really needed a one-stop shop,” says Andrew. He and Judith were familiar with the firm’s experience on other heritage restoration projects in the area.

“I think most people are attracted to the downtown heritage area of Collingwood because of an appreciation for the architecture,” Skelton notes, “but when it comes to putting modern features in homes, most people are not hidebound to a kitchen that could have been built in 1912. In Judith and Andrew’s case, they wanted the modern amenities, but they didn’t want it to look as though those amenities were imposed on the interior.” *Continued on page 134*

TOP: The long kitchen table was repurposed from planks from the thick walls that were taken down to open up the room. Only the range top is located in this area of the kitchen. A downdraft vent rises up from the island when needed. Custom roller blinds on the windows coordinate with the living room’s curtains. **RIGHT:** A butler’s pantry was designed into a former mudroom and is now where the home’s kitchen appliances are tucked away. The light in the pantry matches the pendant lights that hang over the kitchen island. **OPPOSITE:** With a rebuilt chimney, the wood-burning fireplace defines the living room. Blues in the antique rug are pulled into throw pillows and the sofa to create a relaxing ambiance. Arrangement courtesy of Paperwhite Flowers.





LEFT: One of the three guest bedrooms upstairs is ready for children to visit. The rocking horse and the wooden train are family heirlooms that fit right in with this historic house. **BELOW:** At the back of the home, a mudroom with a pair of custom open cupboards holds all the family's outdoor gear. A large window overlooks the side gardens.



The Turnbulls worked with Skelton on a design that would respect the historical nature of the home, while updating the amenities and flow of the space.

The kitchen and living area were opened up, and what used to be a mudroom became a large pantry that houses the fridge and stove, and other appliances like the Turnbulls' coffee bar. This makes the kitchen and living space incredibly welcoming for family and guests. From their days in St. Andrews-by-the-Sea, Judith says, "We have that maritime hospitality vibe; everyone's in the kitchen." Twenty-four-inch pine boards that once formed a wall between the kitchen and living spaces were repurposed by **Wally's Woodwork** into a dining table and console table (that doubles as an extension for the dining table).

Continued on page 136

Solid Wood Mennonite Furniture & Country Home Décor

LOCATED AT GREY RD. 4 MAXWELL

www.therustystar.ca | (519)-922-2010 | therustystar@live.com

Hours: Mon – Fri: 9:00 AM – 5:30 PM
Sat: 9:00 AM – 5:00 PM (Closed Sundays)

Arliel Septic Services is proud to be your local septic service provider.

We are family owned and operated since 1975 and would like to help you understand your septic system better!

Let us help you protect your land and your water!
Call us today!!

To book your appointment,
email info@ardielseptic.ca
text 705-446-4128
or call 519-599-5997

Excellence with Integrity

Furnaces & Air Conditioners
Tankless Water Heaters
Boilers & Gas Pipes

705.888.1300
duggansmechanical.com

Specializing In...
Dust Free Refinishing

NOW INTRODUCING
Northland Wood Products

Custom made
Prefinished flooring.

Info@NorthlandCustomFlooring.ca
NorthlandCustomFlooring.ca
705.429.7543 or 705.333.1509

home & builder

RIGHT: Another guest bedroom offers a quiet retreat, with soft greys on the walls and bedding in the same tones. **BOTTOM RIGHT & BELOW:** In the guest bathroom, a large freestanding tub sits atop white tiles in front of the window. The room also offers a separate glass shower. The pedestal sink is in keeping with the period that the house was built. Arrangement courtesy of Paperwhite Flowers.



At the front entrance of the house, “There wasn’t that sense of grandeur that many of the older homes in town with broader staircases and entryways have,” Chris explains, “So the Turnbulls had us expand the width of the entry hall, and also put a new stairway in that looked as though it was original, but was just a little more grand.” These changes enhance the sense of flow through the home.

Original flooring was restored by **Chris Bickerton** of **Northland Custom Flooring Inc.** In the front parlour, custom bookshelves by **Clearview Woodworking** slide apart to reveal a television. Upstairs, four original bedrooms have also had their layouts adjusted. Judith and Andrew now have a master bedroom with walk-in closet and en suite, and there’s a guest bathroom occupying what was an underutilized part of the upstairs hallway.

Continued on page 138



ServiceMASTER Restore[®].ca

Restoration Services

1.866.622.0106

www.svmrestore-greybruce.ca




Water • Wind • Fire • Mold • Asbestos

We welcome all insurance claims.

24-Hour Emergency Service

LEAKY BASEMENT?

DON'T MOP IT...STOP IT!



Permanent Solutions for Foundation Leaks ...Guaranteed!

- Crack Injection Specialists
- Exterior Membranes
- Interior Drain System
- Sump Pump Sales
- Lifetime Warranty Fully Transferable

FINANCING NOW AVAILABLE ...since 1991

519 372 2795 | 705 444 0409 cochrane.m@rogers.com

www.wisecracks.com

A WISE CRACK IS A DRY ONE[®]...WE GUARANTEE IT!

home & builder

The couple aren't sure whether they chose the house or whether it chose them. On the wall in their family room hangs a wedding gift Judith and Andrew received many years ago: a large Robert Bateman print of the front of a white clapboard home, behind a white gate. Not until they were unpacking did the couple remark on the coincidence. Surely the White Gate is pleased with its most recent transformation, complete with heritage plaque at the front door. **OH**

BELOW: In the master bedroom, the curtains and bed skirt are in a soft floral pattern that draws from the wall colour. Judith and Andrew used Revere Pewter from Benjamin Moore throughout the house. **RIGHT:** In the master en suite, a double vanity resembles a fine piece of furniture. The marble counter and backsplash add luxury to the room. Arrangement courtesy of Paperwhite Flowers.



Get out there...



and clear your head...



while we clean your space.



Environmentally Friendly Products | Fully Insured, Honest and Reliable
Rachelle Gauvreau thecaretakers@rogers.com **705.443.7790**

caretakershousekeeping.ca

OUR HOMES attracts the area’s finest businesses to advertise in our pages, and utilize our unparalleled distribution and coffee-table appeal to market their products and services. We’re making it easier for you, our readers, to become educated as you plan your home- and real estate-related purchasing decisions. The listings below are organized alphabetically by industry.

ARCHITECTURAL TECHNOLOGISTS

Pam Farrow Architectural Technologist, 117

ART/ARTISANS/ART GALLERIES, STUDIOS & WORKSHOPS

Desiron, 47

AUDIO VIDEO/HOME AUTOMATION

Red Brick Group, 79

AUTOMOTIVE SALES/SERVICE

Subaru Canada, 27

BBQs

Collingwood Home Hardware Building Centre, 85
Napoleon Home Comfort, 20&21

BUILDERS

A.M. Contracting, 123
Absolute Craftsmen Ltd., 45
Alair Homes, 105
Bill Leimgardt Construction, 59
Black Tusk Development Group, 81, 83
Blake Farrow Project Management, 15
Bob Armstrong Construction, 121
Discovery Dream Homes, 61, 124
Evolution Custom Building, 103
GJ Custom Contracting Inc., 87
Jasper Design, 39
L. Patten & Sons Ltd., 24
Lavender Hill Homes, 119
Legendary Group, 31
Paragon Carpentry, 57
Patrick B. Coulter & Associates Inc., 16
Porter Skelton & Associates Ltd., 81
Royalton Homes Inc., 7
Scot-build, 67
Stone Custom Homes, 35
United Lumber Home Hardware Building Centres, 118
Upstream Construction, 97
Valleyview Construction, 85

BUILDING/LANDSCAPE SUPPLIES

Collingwood Home Hardware Building Centre, 85
Knights’ Home Building Centre, 93
Moggie Valley Timber Inc., 103
United Lumber Home Hardware Building Centres, 118

CABINETS & MILLWORK/CUSTOM FURNITURE/WOODWORKING

Batteaux Creek Kitchens & Cabinetry, 67
JTI Design, 101
Sterling Custom Kitchens, 97, 126

CLEANING

Molly Maid, 141
The Caretakers Housekeeping Services, 139

CONCRETE/MASONRY/STONEWORK

Steve’s Masonry, 105
This Stone Home, 47

COUNTERTOPS/GRANITE & STONE

Batteaux Creek Kitchens & Cabinetry, 67
Di Pietra Design, 63
Discount Granite Plus/The Tile Bar, 59
Sterling Custom Kitchens, 97, 126

CUSTOM FRAMING

Paperwhite Flowers, 71

DESIGNERS & HOME STAGING

Abbott Design Ltd., 79
Baywood Designs, 101
Black Tusk Development Group, 81, 83
FAD Farrow Arcaro Design, 118
Jasper Design, 39
Lejla Eden Interiors, 83
Missy Sharp Interior Design, 28
Staples Design Group, 41
Suze Interiors, 81

ELECTRICAL

Bear Electric, 141
Clarksburg Contractors, 35
Clearlite Electrical, Excavating & Haulage, 103

EXCAVATING/SITE PREP/SEPTIC

Ardiel Septic Services, 135
Clearlite Electrical, Excavating & Haulage, 103

FABRIC/BEDDING/UPHOLSTERY

Fresh Design, 115

FASHION/CLOTHING

Lëuk Bij Hermas Interiors, 45
Staples Design Group, 41

FINANCIAL/INSURANCE/MORTGAGE

Assante Capital Management Ltd, 81

FIREPLACES & STOVES

Chantico Fireplace Gallery, 6
Clarksburg Contractors, 35
Napoleon Home Comfort, 20&21

FLOORING, STAIRS & TRIM

Barrie Trim & Mouldings, 19
Dean’s Carpet One Floor & Home, 121
Discount Granite Plus/The Tile Bar, 59
Georgian Design Centre, 18
Knights’ Home Building Centre, 93
Meaford Carpets & Interiors, 123
Moggie Valley Timber Inc., 103
Northland Custom Flooring, 135
PR Antique Flooring, 117

FOOD/DRINK/CATERING

Chef Patrick’s Gourmet Foods, 127, 143
Chickapea Pasta, 143
english&miller, 71, 124
Heavenly Sweets Café, 143
Men With Knives Catering, 10, 126
Tesoro Mercato Italian Specialties, 143
The Lively Olive, 69

FURNITURE & APPLIANCES

Chatterson’s Home Furniture & Appliances, 5
Macdonalds Brandsource Furniture & Appliances, 113

FURNITURE & HOME DÉCOR/ GIFTS/COLLECTIBLES

Baywood Designs, 101
C & G Solid Wood Furniture, 47
Chatterson’s Home Furniture & Appliances, 5
Clerkson’s Home Store, 101
Collingwood Home Hardware Building Centre, 85
Corinthian Kitchen & Bath Studio, 83
english&miller, 71, 124
FAD Farrow Arcaro Design, 118
Georgian Design Centre, 18
Kaon Furniture, 59
Kettlewells, 87
Lëuk Bij Hermas Interiors, 45

JOHN THOMPSON MOVERS

Moving Your World
A Higher Standard of Care

The Area's Premier Moving Company For Over 45 Years

- Local • National
- Worldwide Moving
- Competitive Pricing
- Professional Service
- Temperature Controlled Storage
- Public Self Storage

519.376.7613 • 1.800.567.5354
johnthompsonmovers@jtmovers.com



Dependable Cleaning



Contact us today for a free in-home estimate:
1.866.629.5396



Making good things happen in our community!

BVO LOVES KIDS!

Kids Club

Before & after school program for kids 4 - 11 years

BVO Preschool

Licensed childcare for kids 18 months - 5 years

BVO Breakfast Club

Nutritious breakfast for kids at Beaver Valley Community School

Ontario Early Years Centre, Thornbury

A warm and welcoming place for parents & children to play and explore together

BVO Summer Fun Day Camp

Fun kids' activities, games, crafts, and weekly day trips. July & August

Volunteer | Donate | Participate

Call: 519-599-2577 | Email: info@bvo.ca | Visit: www.bvo.ca

BEAR ELECTRIC

705.441.4085
Commercial & Residential

Bryan E.A. Richardson
Licensed Master Electrician
ECRA/ESA #7002990

Serving the Georgian Triangle
info@bearelectric.ca

Dedicated to Excellence in Service and Performance

The Water Store

The ultimate in water softening and water filtration

You can save as much as 27,000 litres a year with an AquaMaster vs. a conventional softener.

AQUAMASTER
home water appliances

10 Keith Avenue Unit 302, Collingwood, ON L9Y 0W5
(705) 446-1330 www.waterstoresgroup.com

FINE INTERIOR PAINTING

BERGAMOT

A DIVISION OF BERGAMOT LANDSCAPE DESIGN

519-599-3183 | 416-434-9444
bergamot.ca | info@bergamot.ca



Home comfort you can depend on.

You can count on Heil® heating systems for quiet, energy-efficient and reliable performance, backed by outstanding warranties.

NORTHERN
HEATING & VENTILATION

PLUMBING, HEATING A/C, GEOTHERMAL & WATER TREATMENT

Collingwood • Markdale
Owen Sound • Durham

519-371-5815 • 519-986-3307
800-661-5796 • 519-369-1011
northern@sandyhamilton.ca

directory

OUR HOMES attracts the area’s finest businesses to advertise in our pages, and utilize our unparalleled distribution and coffee-table appeal to market their products and services. We’re making it easier for you, our readers, to become educated as you plan your home- and real estate-related purchasing decisions. The listings below are organized alphabetically by industry.

Macdonalds Brandsource Furniture & Appliances, 113
Smitty’s Fine Furniture, 147
Staples Design Group, 41
The Painterie, 59
The Rusty Star, 135
Tyme Home Custom Interiors & Outdoor Patio, 145
Van Allan Design Centre, 24

GARDEN CENTRES/GREENHOUSES/ FLORISTS

Kettlewells, 87
Lëuk Bij Hermas Interiors, 45
Paperwhite Flowers, 71

GEOTHERMAL

Clarksburg Contractors, 35
Sandy Hamilton Plumbing & Heating Inc., 141

GOLF & COUNTRY CLUBS

OslerBrook Golf & Country Club, 14

HEALTH & BEAUTY/ESTHETICS/ WELLNESS

Couture Laser Clinic, 71, 124

HEATING & COOLING

Clarksburg Contractors, 35
Duggan’s Mechanical, 135
Napoleon Home Comfort, 20&21
Sandy Hamilton Plumbing & Heating Inc., 141

HOME IMPROVEMENTS/RENOVATIONS

GJ Custom Contracting Inc., 87
Kitchen Painters, 115
Knights’ Home Building Centre, 123
Scot-build, 67
Top Drawer Interiors, 117
Van Dolder’s Custom Exteriors, 125

KITCHEN & BATH

Bathworks, 65
Batteaux Creek Kitchens & Cabinetry, 67
Collingwood Home Hardware Building Centre, 85
Corinthian Kitchen & Bath Studio, 83
Georgian Design Centre, 18
Kitchen Painters, 115
Knights’ Home Building Centre, 93

Meaford Carpets & Interiors, 123
Sterling Custom Kitchens, 97, 126

LANDSCAPING/LAWN & GARDEN

Hackstone Landscapes, 16
Heartwood Landscapes & Gardens, 57, 126
Natural Stonescapes, 87
Rocksolid Landscapes, 13
The Landmark Group, 23
WillowStone, 69
Zeng Landscaping, 30

LIGHTING

Georgian Design Centre, 18
Van Allan Design Centre, 24

LIGHTSCAPING

Heartwood Landscape Lighting, 57, 126

MOVING & STORAGE

John Thompson Movers, 141

NEW HOME COMMUNITIES

Balmoral Village – Royalton Homes, 7
Discovery Dream Homes, 61, 124
Grandview Homes, 3
Windfall Mountain Homes Inc., 148

PAINTING & DECORATING

Bergamot, 141
Collingwood Home Hardware Building Centre, 85
Knights’ Home Building Centre, 93

PLANNING & PROJECT MANAGEMENT

Kristine Loft / Loft Planning Inc., 103

PLUMBING

Bathworks, 65
Clarksburg Contractors, 35
Sandy Hamilton Plumbing & Heating Inc., 141

POOLS, SPAS, HOT TUBS & SAUNAS

Heartwood Landscape Pool & Spa Care, 57, 126
ImmerSpa, 60
Thornbury Clear Choice, 113

REAL ESTATE

Century 21 Millennium Inc., 89
Century 21 Millennium Inc. – Kevin Woolham, 2

Chestnut Park, 25
Chestnut Park – Read Hilton, Gail Crawford, 37
Chestnut Park – The Picot Team, 123
Clairwood Real Estate Corporation, 74&75
Lifestyles North – Steve Simon, Marla Simon, 29, 124
RE/MAX Four Seasons Realty Limited – Doug Gillis, 8, 11, 12
RE/MAX Four Seasons Realty Limited – Janet Piotrowski, 65, 127
RE/MAX Four Seasons Realty Limited – Mark Veer, Mary Riopelle, 93, 126
Royal LePage Locations North Realty, 4
Royal LePage Locations North Realty – Anita Hearn, Doug Beaumont, 39
Royal LePage Trinity Realty – Jane Moysey, Lorraine McDonald, 119
Sotheby’s – Kevin Gilchrist, 17
Douglas Teddiman Realty Ltd., Brokerage, 87

RESTORATION SPECIALISTS

ServiceMaster Restore, 137
Wise Cracks, 137

SIGNAGE

VisualFX Signs and Designs, 115

SPECIAL ASSOCIATIONS

Beaver Valley Outreach, 141
Blue Mountain Chamber of Commerce, 117
Southern Georgian Bay Association of Realtors, 115

WATER TREATMENT

The Water Store, 141

WINDOW FASHIONS

Ashton’s Blinds.Draperies.Shutters, 83
Baywood Designs, 101
Dean’s Carpet One Floor & Home, 121
Fresh Design, 115
Meaford Carpets & Interiors, 123
Salnek’s Custom Window Treatments, 71

WINDOWS & DOORS

Barrie Trim & Mouldings, 19
Cedarport Window & Door Centre Inc., 9
Knights’ Home Building Centre, 93
Van Dolder’s Custom Exteriors, 125

A touch of Paris in Collingwood



European style café-bistro

Morning Meals – Lunch – Catering – Organic Coffee & Tea
Best dessert selection in the area.



Our beautiful café is available for private parties & functions.

10 Keith Ave, Unit 301, Collingwood
705-444-2005 | www.heavenlycafe.ca

Chickapea pasta

Only 2 Ingredients:

Organic Chickpeas & Lentils



A Family Favourite, Now a Superfood!

Plus, it tastes like pasta!
High in protein, fibre & iron.
Free of all the bad stuff!

Finally, a comfort food you can feel good about!

To find a store near you visit
www.choosechickapea.com

First, we ski ~~Board!~~
~~Snowshoe~~
~~Trek~~
Then we eat! ~~RIDE!~~



tesoro

TRADITIONAL ITALIAN FOODS

Voted Collingwood's Favourite Italian Restaurant
Gourmet thin crust Pizza
Daily lunch and dinner features
Great Italian coffee & homemade desserts

705-444-9230

18 Schoolhouse Lane,
Collingwood ON, L9Y 4H5
www.tesororestaurant.ca

tesoro
MERCATO
ITALIAN SPECIALTIES

• Fresh & Frozen Entrées
• Italian Meats, Cheeses, Antipasto
• Fresh Pastas sold by the pound
• Italian Desserts & Gelatos
• Preserves, Oils & Vinegars
• Specialty Italian Products and much more!

705-444-9231

2 Schoolhouse Lane,
Collingwood ON, L9Y 4H5
Like us on facebook for store updates



Catering & Gourmet Frozen Foods



21 Stewart Road, Collingwood
705.444.CHEF
www.chefpatrick.ca

OUR HOMES is committed to ensuring the businesses above appear under the correct headings. To make a correction, or to have your business listed under more than one heading, please email simone.steriorisk@ourhomes.ca. To have your business listed in our Home Resource Directory, call us to advertise at 705.888.1959.

DUNDEE ALMOND CAKE

RECIPE AND PHOTOS **PAT CROCKER**



In 1505, William Warham was enthroned as Archbishop of Canterbury in England and one of the “banquetting stuffe” served on boards at the great celebratory feast following the grand event was marmalade.

Arriving on ships from southern Europe, marmalade, at that time, was a firm, dry paste made from bitter citrus fruits and peels that had been boiled in water and re-boiled with sugar or honey.

By 1797, James Keiller and Son in Scotland was established as manufacturer of a fine preserve made with Seville oranges. Keiller’s wife Janet sugared, chipped, boiled and potted up Seville oranges salvaged from the cargo of a storm-driven ship that ended up in the Scottish harbour of Dundee, giving the marmalade its “Dundee” moniker.

Now, over two centuries later, we’ve put a new twist on the famous Scottish breakfast spread. Enjoy the sweet-tartness of marmalade in a holiday cake made from another exotic ingredient: almonds. With minimal ingredients, this cake is gluten free and, for a cake that relies on nuts for its structure, it is surprisingly light due to the egg-white meringue. Orange sauce is drizzled over the warm cake or it can be passed separately at the table.

- INGREDIENTS**
- 1 cup granulated sugar
 - 2 Tbsp chopped fresh rosemary, optional
 - 4 eggs, separated
 - 1-¼ cups blanched almonds
 - Grated rind of 3 oranges (about 3 Tbsp)
 - Juice of 3 oranges (about 1-¼ cups juice)
 - ¼ cup Dundee marmalade
 - ¼ cup icing sugar

- INSTRUCTIONS**
- Preheat oven to 350°F.
 - Line the bottom of a 9-inch circular springform pan with parchment paper. Lightly grease the bottom and sides of the pan with butter or coconut oil.
 - Using a food processor, process the sugar with the rosemary until the rosemary is fine. Transfer herbed sugar to a bowl and wipe out processor.
 - In a separate bowl, whisk the egg yolks with ½ cup of the herbed sugar until well blended.
 - Using the food processor, add almonds and process until coarse. At this stage, the almonds should not be ground or finely chopped. Stop the processor. With the yolk mixture in hand, restart the processor and add the yolk mixture through the opening in the lid, processing until the mixture is thick and smooth. Scrape the mixture into a large bowl and stir in orange rind. If the mixture is too thick or dry, stir in 1 or 2 tablespoons orange juice until it is the consistency of thick cake batter.
 - In a separate bowl, beat egg whites until soft peaks form. Sprinkle 1 Tbsp of the herbed sugar over and beat until the peaks hold their shape in a stiff meringue. Fold half of the meringue into the almond mixture until just evenly mixed. Quickly fold the remaining meringue into the mixture, being careful not to over-mix in order to keep the air in the whites.
 - Gently spoon the batter into the prepared pan. Bake in preheated oven for 35 minutes, or until set in the centre and a golden colour.
 - Set aside to cool on a cooling rack until the sides have shrunk away from the pan. Remove springform and transfer cake to a serving plate.
 - Make orange sauce. In a saucepan, combine orange juice, marmalade and remaining herbed sugar. Bring to a boil over medium-high heat. Lower the heat and lightly boil for 10 minutes or until thickened slightly.
 - Drizzle orange sauce over the top of the cake and let sit for 20 minutes before serving. Or make a puddle of orange sauce on each serving plate and arrange a slice of cake on top. Dust with icing sugar. **OH**



Pat Crocker is a Culinary Herbalist, writing and growing herbs in Grey County. She is the author of 18 cookbooks.

online Get more recipes at ourhomes.ca/mag/cook

FLOOR MODEL

Clearout

WE PAY THE

HST

ANYTHING

IN THE STORE

Desired • Delivered • Deserved

TH

Tyme Home

Custom Interiors & Outdoor Patio

tymehome.com

LEATHER & FABRIC • MATTRESSES

BEDROOMS • DINING • CHAIRS

MENNONITE SOLID WOOD FURNITURE

SOFAS • SECTIONALS • HOME DECOR & MORE

NEW ARRIVAL! Space Saver

- Quick and Easy Set up
- 6" High Density Mattress
- Sturdy standing design
- Roomy 9" Storage Drawer
- Durable Wood Finish

It All Fits in Here

Sleep Chest.

20 Balsam St. Unit #12

Collingwood

705.444.8500


Monday to Saturday 10-6 • Sunday 11-4

Quality. Custom. Handmade. Solid Wood. Made in Canada.

at home with

TODD BROOKER

PHOTOGRAPHY SARAH TACOMA



Canadian alpine ski champion Todd Brooker invited us – on the week he moved, no less – to tour the 250-acre farm he and wife Lisa just renovated outside Meaford. The Waterloo native spent his preschool years in Austria, and returned to Canada developing his passion for skiing at Blue Mountain. After a thrilling decade on the World Cup and Olympic downhill circuit, he retired from competition in 1987 but continues to work as a commentator on World Cup and Olympic alpine ski broadcasts.



OUR HOMES Tell us about your recent move to Meaford:

TODD BROOKER We've scaled down the house but not the lifestyle! Lisa and I have lived in the Blue Mountains full time since 1987. In 1996 we built a 6,000 sq. ft. house for us and our three daughters on a 100-acre hillside west of Thornbury. But when the girls left home, the house was too much work. We gave town life a try in Thornbury for a while, and while very convenient, it wasn't for us. We found 250 acres west of Meaford, and in December, after a full year of major renovations, we finally moved into the house we'd been working on – a 1,700 sq. ft. bungalow.

OH Tell us about the renovation:

TB I now understand what my clients go through! I'm a broker at RE/Max Four Seasons Realty, but the past few years of downsizing, living in town and now renovating have given me a better appreciation for getting the timing right on a move and making sure a home is right for you. It's a big decision! Living in less square footage also allowed us to use more high-end finishes and get the features we wanted, like plaster walls and ceilings, heated flagstone flooring throughout, a large Rumford fireplace, custom cabinets and built-ins. Wooden ceilings, plaster walls and stone floors is a look I came to love during my years in Austria. I love that simple look. So our colours are simply the colours of those natural materials.



OH What activities keep you busy now?

TB For Lisa and I, having the property was just as important as a house. Some of the land is pasture for grazing 80 Black Angus cattle, some is hay and some organic cash crops. The rest is forest, rivers and hills, perfect for hiking, horseback riding and cross-country skiing with Archie, our Schappendoe (Dutch Sheepdog). My next big project is a total knee replacement operation that will keep me active and working longer! **OH**

Smitty's
FINE
FURNITURE



For the LOVE of
CANADIAN
FURNITURE

HANOVER SHOWROOM 170-3rd Street 519-364-3800 KITCHENER SHOWROOM 170 Gateway Park Drive 519-658-9313



This is Your Windfall

Be a part of the next inspired enclave of semi-detached and single-family mountain homes.

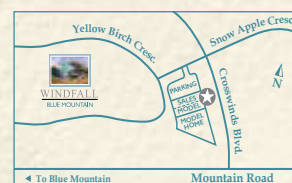
Introducing the next phase of mountain homes nestled between Blue Mountain Resort and the award winning Scandinave Spa. A community set proudly apart yet connected by nature. Distinctive architecture inspired by Georgian Bay cabins and mountain chalets.

This is everything you want Blue Mountain living to be. This is your Windfall.

New Phase Now Selling. Come and visit our model homes today.

SEMIS | BUNGALOWS | TWO STOREYS

from the low **\$400's** to the mid **\$600's**



For more information visit the **Sales Centre** located at Windfall Mountain Homes, 104 Yellow Birch Crescent, Blue Mountains.

Register today at WindfallatBlue.com or call **705-293-0954**

Prices and specifications correct at press time.

Developed by:
GEORGIAN INTERNATIONAL