

MIDSUMMER / SEPT 2015

STYLE ■ COMFORT ■ IDEAS ■ REAL ESTATE

ourhomes

S O U T H E R N G E O R G I A N B A Y

endless
summer

10
OUTDOOR
SPECIALISTS

THORNBURY
MAKEOVER

COLLINGWOOD
MAXIMALISM

easy TO BE
GREEN



JUICIER STEAKS
SHINIER BRASS & GOLDS
HAPPIER HUMMINGBIRDS

CACHET CROSSING \$249,000



Beautifully renovated 3 bedroom second floor unit with 3 patios just steps to Blue Mountain! Nice open concept kitchen and living room with gorgeous stone fireplace and winter views to the hill!

RUPERTS LANDING \$229,000



Perfectly maintained and rarely available two large bedroom WATERFRONT condo with panoramic BLUE WATER views over the marina to Georgian Bay! Indoor pool, squash courts, tennis, marina and 30ft BOAT SLIP.

INCOME PROPERTY \$799,000



8 bedrooms and two large living rooms. Kitchen with granite counters and stainless appliances. Walking distance to the Village and Blue Mtn. Currently on a rental program and has excellent rental history.

GREAT NEW PRICE \$829,000



2 renovated Beachfront cottages, minutes from Blue Mtn. 5 Bedrooms, 3 bath, 80ft of sandy waterfront, outdoor shower and ample parking. Kayak, Canoe, SUP/kite board, bike, hike all from your front door and private beach!

VALLEYRIDGE \$1,899,000



RARE 96 acre private equestrian center minutes from the Village at Blue! 5000 sq. ft., 6 bedroom, 5 bath, large master bedroom. Custom kitchen with a fireplace, spa room, hot tub, infrared sauna, pool and SO MUCH MORE!



President 2015 Southern Georgian Bay Association of REALTORS®

WWW.KEVINWOOLHAM.COM

Top Sales in the Collingwood Office for 2013



KEVIN WOOLHAM

Sales Representative, SRES ®

info@kevinwoolham.com

www.kevinwoolham.com

(D) 705.888.1219

(O) 705.445.5640

Toll Free: 866.669.6608

* Centurion Award Winner **

for 2011 and 2013

JOSÉE RIVARD

Sales Representative

info@joseerivard.com

(D) 705.770.8855

* Silver Award for Sales in 2013 **

Get a top team at Century 21 Collingwood working for you today!

With offices in: Brampton, Collingwood, Thornbury & Wasaga Beach




Our Feature Listing – \$2,200,000

Enjoy your privacy on this 3 Acre Estate in an excellent location. This home boasts stunning views from every window towards private treed ravines that lead down to the 17th hole of Georgian Bay Golf Club. The property's views to the north are out to the bay while the escarpment rises to the south. Other highlights include beautiful perennial landscaped gardens, a 300 ft. long rock wall and a large 20'x40' in-ground salt water pool with approximately 2000 sq.ft. of concrete and wood decking that adds to its charm and functionality. The 3 level custom bungalow home is 200 ft. long with just over 3800 sq.ft. of living space and almost completely surrounded with 3000 sq.ft. of decking all custom built by the owner. Stunning 16 ft. wide black granite stone wall with a 6ft. fireplace commands the living room and bar area with 10 ft. ceilings. The functional kitchen has quality Boffi cabinetry from Italy. At the far end of the home next to the living room sits the master bedroom with a walk in closet, ensuite and walkout to a large glass railed deck that wraps to the living room and has views to the bay. Visit www.166camperdownrd.com



Not intended to solicit properties currently listed for sale.
*Independently Owned and Operated E&OE **Award
information available at Century 21 Millennium Inc.

THINKING ABOUT SELLING?
Local Sales are on the rise and we NEED properties to sell now!



MOUNTAINCRAFT



Love your Home Inside & Out!



INCLUSIVE FEATURES:

Fully Detached Community
All Brick or All Wood exterior finishes
9' Ceilings on main floor
Gas Fireplace in Great Room
Oak Staircase
Stainless Steel Hood Fan
Close to Downtown, Trails & Skiing,
plus more!

Upgrade Bonus!

**Line 1 Hardwood in Great Room
PLUS Central Air Conditioning**

SINGLE FAMILY HOMES
from

\$283900



**GRANDVIEW
HOMES**

* Speak with a Sales Representative for details. Offer valid until September 31, 2015. Prices and specifications subject to change without notice. E.& O. E.

For more information, call 1-866-775-0333 or visit GrandviewHomesNorth.com
Visit our Model Home at the corner of Poplar Sideroad and Clark just east of High St. in Collingwood.

LOCATIONS **NORTH**
BROKERAGE
www.locationsnorth.com



We are trusted to sell
more homes than we can display
on this page

START YOUR HOME SEARCH HERE

www.locationsnorth.com



PERSONAL | PROFESSIONAL | PROGRESSIVE
REAL ESTATE SERVICES

MEAFORD
519-538-5755

THORNBURY
519-599-2136

COLLINGWOOD
705-445-5520

CREEMORE
705-881-9005

WASAGA BEACH
705-617-9969

Bring *the look to life*
for less!



COLLINGWOOD
4473 Country Rd 124 S.
(705) 445-6665
leonscollingwood.com

OWEN SOUND
1104 7th St. E.
(519) 376-8394
leonsowensound.com

Hours:

Mon - Thur 9am - 7pm • Fri - 9am - 8 pm
Sat - 9:30 am - 6 pm • Sun - 11 am - 5 pm

ONLY TWO LAYOUTS LEFT TO CHOOSE FROM

Barb Thompson
SALES REPRESENTATIVE
705.441.4777



Don't Miss Out On The Action!

Starting from
\$324,900
HST INCLUDED FOR ALL PURCHASES



Immediate Occupancy!
Book an appointment today.

CHESTNUT PARK REAL ESTATE
LIMITED, BROKERAGE
393 First Street, Suite 100,
Collingwood, ON L9Y 1B3
705.445.5454
www.chestnutpark.com



CHRISTIE'S
INTERNATIONAL REAL ESTATE



Anita Lauer
SALES REPRESENTATIVE
705.446.6446

- 3 bedrooms, 2½ baths
- Includes 5 appliances
- Immediate occupancy
- Swimming pool, tennis court & clubhouse
- Walking distance to downtown Thornbury



Downtown Thornbury Waterfront \$2,850,000
Own one of the most magnificently designed waterfront homes set on Georgian Bay and the mouth of the Beaver River - 160' of shoreline. 4 bed/4.5 bath with craftsmanship detail throughout.



Huge Views to the Bay near Osler \$2,279,000
5 bed/4.5 bath 4300 sq.ft. home has it all: exceptional location - minutes to Osler, stunning setting - perched on the escarpment with panoramic views of the Bay and a home like no other - modern sophistication with rustic flair.



Minutes to Creemore \$1,150,000
Opportunity to own two exceptional properties with approximately 8 acres surrounded by 192 acres of Nature Conservancy land with kilometers of trails. Pool, privacy, convenience to Village.



Creemore with Big Country Views \$995,000
Beautiful setting surrounded by breathtaking views. Exceptionally laid out, exquisitely appointed 5 bdrm. 50 acres with spectacular views - orchard, pond, streams, mature trees, serene setting.



26 Acres Minutes to Collingwood \$625,000
Exceptional location, with Mountain view. Plenty of room to create privacy for your new home build and the convenience of being minutes to town. If you're an Osler member, the location is fantastic!



Nipissing Ridge \$2,595,000
Newly built 5 bed/4.5 bath home features exquisite design elements and luxury details. This home has a contemporary flair offering a lifestyle of relaxed sophistication. The list of design elements is endless.

CALLING ALL DEVELOPERS

Looking for a sales and marketing team to successfully sell your next project? With our experience, marketing skills, proven track record and sales ability - we're your gals! Call us today to find out how we can help you.

705-441-4777 705-446-6446 www.themoviegals.com



Barb Thompson
& Anita Lauer
SALES REPRESENTATIVES

www.themoviegals.com Real estate in action!

Come for a weekend... Stay for a lifetime.

www.themoviegals.com
www.chestnutpark.com

Why Osler Brook Golf & Country Club?

Our Top 10 Reasons to Join

- ✓ Georgian Bay's highest rated golf course with six sets of tees on each hole to accommodate all levels of play.
- ✓ The views at Osler Brook are relentless.
- ✓ Designed by world-renowned Course Architect Graham Cooke.
- ✓ Friendly and relaxed atmosphere.
- ✓ The Practice Facility ranks amongst the best in Canada.
- ✓ Our gourmet menu is only enhanced by the spectacular view from the club.
- ✓ The clubhouse is truly unique, at one with its surroundings.
- ✓ Certified Audubon Cooperative Sanctuary.
- ✓ Creating an intimate "Top Rated Country Club" **with no outside tournaments and uncrowded play at all times.**
- ✓ Pride in our Membership.

We continue on our path to becoming a fully private country club. Call us today to discover why this is the best time ever to begin "A Lifetime of Great Golf".



For your private viewing contact us today.

2634 10th Concession N.
Collingwood, ON,
705.444.5588



www.oslerbrook.com

Linda Morra
705.444.5588 Ext. 226
lmorra@oslerbrook.com



VISIT OUR SPECTACULAR MODEL HOME!



THE BRITANNIA | Elevation B, Lot 11 - 4200 sq. ft.



COLLINGWOOD'S ONLY COLLECTION OF ESTATE HOMES ON 1 TO 2 ACRE LOTS.

We are now under construction at Windrose Estates with purchasers moving in this fall! Visit our Model Home located on Osler Bluff Road next to Ontario's premier ski hills. From 2,600 to over 4,000 square feet with three and four car garages, Windrose Estates offers the finest in four season living.

FINELY CRAFTED ESTATE HOMES STARTING FROM \$1 MILLION



*The builder that brought you
The Orchard at Craigleith.*

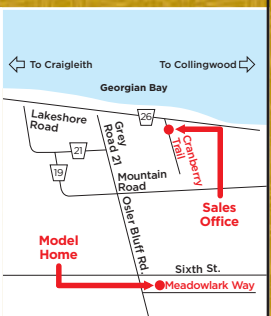


Model Home: 4 Meadowlark Way (Just South of Sixth Street)
Saturday & Sunday - Noon to 5pm | Weekdays by appointment only

Sales Office: 5 Cranberry Trail East (Hwy 26 & Cranberry Trail)
Open Wednesday to Sunday - Noon to 5pm | Monday & Tuesday - Closed

windroseestates.ca | 705-293-2201

Prices and specifications subject to change without notice. All images are artist's concept only. Broker's protected. E. & O. E.



Let our experience, enhance **your** experience.

Robinson's Paint & Wallpaper


R
p & w

Robinson's Paint & Wallpaper

www.robinsonspaint.ca

705 • 445 • 0601

129 Hurontario Street, Collingwood, ON L9Y 2L9
Parking at rear of store



NEW PHASE NOW OPEN!

**BUNGALOWS
50% SOLD
IN FIRST
WEEKEND!**



**INCLUDES
NEW FITNESS
CENTRE AND
POOL**



Our new phase grand opening was a huge success!

Join the excitement as we unfold a new chapter at Blue Fairway, Collingwood's premier golf community consisting of luxury bungalow loft and 2 storey townhome designs crafted by the award-winning builder of The Orchard at Craileith. **Treat yourself to the gift of luxury and visit our sales office today!**

2 STOREY TOWNHOME DESIGNS

\$200's
from the high

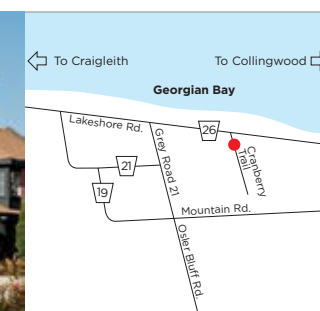


*The builder that brought you
The Orchard at Craileith.*



Visit Our Sales Office at 5 Cranberry Trail East (Hwy 26 & Cranberry Trail)
Open Wednesday to Sunday - Noon to 5pm | Monday & Tuesday - Closed

BLUEFAIRWAY.CA | 705-293-2201



Prices and specifications subject to change without notice. All images are artist's concept only. Broker's protected. E. & O. E.

Raising the
standard.



*American
Standard*



Georgian Design Centre

A Division of Georgian Flooring Centre Ltd.

Flooring • Lighting • Plumbing • Window Coverings • Granite

84 High St, Collingwood, ON
705.444.2100 | georgiandesigncentre.ca



Recognized worldwide.

Engel & Völkers is a 38-year old global luxury real estate brand with a network of high-end brokerages in 39 countries across six continents. We are currently expanding in markets throughout the world, introducing our high-quality approach to real estate and unprecedented international support.

For those who select Engel & Völkers to assist in their real estate goals, this means expert services and access to a worldwide network of potential buyers and sellers. Call us to find out how we can help you reach more qualified buyers.



6 Continents 39 Countries 600+ Shops 6,000 Advisors



Max Hahne
*Broker of Record
Licensed Partner*



ENGEL & VÖLKERS

Engel & Völkers Collingwood Muskoka
15A Hurontario St • Collingwood • Ontario • Phone 705-441-5800
collingwood.evcana.com



Doug Gillis Broker
A track record of excellence
www.dougillis.ca
Direct: 705.444.3853 | doug@dougillis.ca



Top 100 RE/MAX Agents in Canada.
1999, 2000, 2002, 2011, 2013, Jan - Nov 2014, Jan - Mar 2015



\$2,495,000
147 Stone Zack Lane
Blue Mountains
7 Bed | 4/1 Bath | 6462 Total sqft



\$2,700,000
316839 3rd D Line
Grey Highlands
7 Bed | 6/1 Bath | 5275 Total sqft



\$1,495,000
146 Blueski George Crescent
Blue Mountains
5 Bed | 3/1 Bath | 5000 Total sqft



\$1,295,000
596197 4th Line
Blue Mountains
7 Bed | 2/2 Bath | 3976 Total sqft



\$1,449,000
627492 119 Grey Road
Blue Mountains
4 Bed | 4/1 Bath | 6483 Total sqft



\$749,000
127 Kitzbuhl Crescent
Blue Mountains
6 Bed | 3/1 Bath | 4000 Total sqft



\$859,000
2505 124 County Road
Clearview
5 Bed | 2 Bath | 4000 Total sqft



\$1,799,000
184 Alta Road
Blue Mountains
6 Bed | 4 Bath | 4700 Total sqft



\$769,000
15 Lindsay Lane
Collingwood
3 Bed | 2/1 Bath | 3126 Total sqft



\$1,649,000
3672 124 County Road
Clearview
5 Bed | 4 Bath | 4542 Total sqft



\$579,000
107 Crossan Court
Blue Mountains
4 Bed | 2/1 Bath | 2400 Total sqft



\$539,000
127 Leming Street
Thornbury
5 Bed | 1/1 Bath | 2246 Total sqft



\$399,000
128 Teskey Drive
Blue Mountains
3 Bed | 2 Bath | 1555 Total sqft




\$1,695,000
#5-516689 7th Line
Blue Mountains
6 Bed | 4/1 Bath | 3340 Total sqft




\$1,595,000
91-93 Hurontario Street
Collingwood Renovated building
w/ commercial & residential units



\$1,200,000
8 Stewart Road Collingwood
11,900 sf building in
industrial area Zoned M-5



Landscapes with style



In house design build services, specializing in unique, contemporary, modern and rustic landscapes for Georgian Triangle's finest homes.

705 | 888 | 6792
tylerspeirsdesign.ca




RE/MAX four seasons realty limited, Brokerage
67 First Street, Collingwood
705.444.3853

COMING SOON

THE
SEASONS
ON LITTLE LAKE
MIDLAND

HOMES
STARTING FROM

\$199⁹⁰⁰



SOUTHERN GEORGIAN BAY'S FINEST NEW COMMUNITY

DEFINED BY NATURE. DESIGNED FOR YOU.

Enhance your life in a vibrant, new, lakefront master-planned community just minutes from Georgian Bay and historic downtown Midland. A celebration of nature, THE SEASONS invites you to enjoy great indoor and outdoor living from the comfort of a smartly-designed home. Surrounded by natural beauty, engaged by friends and family, and connected to local and regional amenities, THE SEASONS welcomes you to live the life you deserve, all year-long.

ENRICH YOUR LIFE ALL YEAR ROUND.
PRE-CONSTRUCTION PRICES
FROM \$199,900

PRIORITY REGISTRATION
SEASONSLITTLELAKE.COM
T: 1.888.990.9120



A LIFE ENRICHING COMMUNITY BROUGHT TO YOU BY HANSON DEVELOPMENT

Prices and specifications are subject to change without notice. Renderings are artist's concept. E.&O.E.



CEDARPORT

WINDOW & DOOR CENTRE INC.

www.cedarport.ca

Quality products.
Quality service.

Thornbury - King's Court Plaza Highway 26
519.599.6252 800.347.7724

Orangeville - Mono Plaza, Unit B2
(633419 Hwy 10, 3km N of Orangeville)
519.941.7208 800.668.2087

WE OFFER





IT HELLO THERE! YOU'VE PICKED UP OUR MIDSUMMER issue, one of our most widely-read of the year, perhaps because so many of us take time in summer to relax in the sun. I first fell in love with Georgian Bay in 2009 at Northwinds Beach while swaying in a hammock between two beach willows after a swim. For me, life doesn't get much sweeter than a dip in the Bay at the end of a hot summer's day. It wasn't long after I moved to the area that I began contributing to OUR HOMES. This magazine has been like a passport to me, as it is to all its readers, sending us to all corners of the region: escarpment, valley, beach and bay. This issue, I've stepped into the role of Managing Editor, and it's been a delight to help shape this season's travel itinerary for you, if you will. Done, of course, with the help of the inspiring and talented crew at OUR HOMES, who have been bringing you great local stories, products, ideas and homes for nearly a decade.

I have the pleasure of introducing you to 10 people who probably work harder than any of us during the summer months – a group of landscapers, horticulturists, designers and a plant health expert who can help your yard become as incredible as those of our three feature homes. We take you from casual beachfront in Craigeleith, to a manicured Thornbury classic, to a stone cottage complete with English garden in Collingwood. We've sought out eco-friendly local Style Picks to green up your space. We also recommend you spend some time in Tyme Home, one of Collingwood's newest retailers.

Enjoy your journey through our pages, and when you get back home, leave a comment, ask questions or join our conversation on our new website, ourhomes.ca.

Laurel Fortin

Laurel Fortin, Managing Editor
laurel.fortin@ourhomes.ca

 Follow us @OurHomesMag

Note To Readers: Ashton's Blinds Draperies Shutters provided window coverings for the home in our Spring issue, starting on page 78. OUR HOMES apologizes for the oversight.



You may have heard we cost more.
It's true. But it's not as much as you may think.
NOT SURE? GIVE US A CALL TO HEAR ABOUT WHAT'S NEW.



519.599.2957 | thelandmarkgroup.ca

THINK OUTSIDE.



contents

summer

30



ON THE COVER

Shoreline Addition
Story, page 44.
Photography by
Sandy MacKay.

56



departments

- 18 EDITOR'S NOTE
- 24 PUBLISHER'S NOTE
- 26 ADVICE
Summer Colour Trends
- 30 STYLE PICKS
Green Renewal
IDEAS
- 36 Attract Hummingbirds
- 40 Hosting At Home
- 42 Infused Water
- 56 COMFORT ZONE
Tyme Home Custom Interiors
& Outdoor Patio
- 60 PEOPLE
Outdoor Specialists
- 108 HOME RESOURCE DIRECTORY
- 114 FINISHING TOUCH
Pick Your Lounger

features

- 44 HOME & BUILDER
Beachfront Renovation
- 78 HOME & DESIGNER
Dr. Titcombe's Century Home
- 88 DECORATING
Make It Pet Friendly
- 92 DESIGN IDEAS
Metallic Accents
- 98 FEATURE
A Collector's Cottage
- 112 COOKING AT HOME
Grilled To Perfection



78



44



98

BLUE HORIZON

9 NEW VIEWS OF BLUE



Privacy. Exclusivity. Chalet homes with stunning views of Blue Mountain

- a leisurely five-minute stroll to Blue Mountain Village & the slopes
- distinctive post & beam & stone architecture
- five-bedroom designs
- only nine homes in a protected cul-de-sac



MOUNTAIN HOMES

from the \$700's




BlueHorizonLuxury.com

Prices and specifications subject to change without notice. E. & O.E. Renderings are artist's concept.

**REGISTER
NOW**



exceed
your
expectations



Gardens of Prestige LTD.
over 25 Years Experience

Detailed CAD landscape design
Natural stone masonry | Precast stone installation
Ponds & multi level waterfalls
In ground/above ground pools
Decks | Gazebos | Timber Structures
Planting | Lighting systems
Extensive reference list

landscapeontario.com
Green for Life!

Tim Meijs B. SC. (Bio-AGR) M.B.A.

Call today for an on-site meeting
705.424.4202 | 866.263.5110

gardensofprestige.ca

publisher's note



I WAS EVEN MORE
excited than usual for
this midsummer issue
of OUR HOMES to
hit the stands!

Everyone at our
office, our clients
and our readers all
seemed so busy, which
is great news.

But still, I felt like it
was time we all hit the
beach, pool or a lounge.

Each home in this

issue has a relaxed summer vibe that's different and inviting.

First up, our Home & Builder (page 44) is a beach-house reno on the
shores of Georgian Bay by Paragon Carpentry. Light-filled and simple,
it's an amazing retreat for a weekend family that travels far to relax.

We also visit an iconic Thornbury residence (page 78). Locals will
always refer to it as Dr. Titcombe's. It's a home filled with history that's
been transformed inside and out.

Our third feature is a wonderful Collingwood couple's quaint
stone home (page 98). It's filled to the rafters with an eclectic mix
of antiques, art and books. The library opens out to an intimate pool
and patio, complete with flowing geysers and ivy. It reminds me of
The Secret Garden.

Our retail feature, Comfort Zone, (page 56) welcomes a new
merchant to Collingwood. Tyme Home Custom Interiors & Outdoor
Patio carries furniture for inside and especially out. If you don't see it,
owner Sam DiNapoli will source it for you. I don't think I've ever seen a
larger patio umbrella than in his showroom!

Our People feature (page 60) includes just a few of our local experts
to help with all of your outdoor needs.

An early reminder: plan to attend the 4th Annual Holiday Home
Tour this November in Collingwood and Creemore! Brought to you this
year by Royal LePage Locations North. It's a charitable event raising
funds for My Friend's House, our local shelter for abused women and
their children. Together, we can all make an enormous difference. Please
see page 33 for ticket details.

But as usual I am getting ahead of myself!

Right now, I hope you're able to kick off your shoes and enjoy this
midsummer issue!

Simone

Simone Sterio-Risk, Associate Publisher
simone.steriorisk@ourhomes.ca

Visit ourhomes.ca for more summer fun!

Indoors or out

Chantico has a fireplace to meet your needs.



Visit Chantico Fireplace Gallery – the first choice of homeowners and custom builders

CHANTICO
fireplace gallery

209784 Hwy. 26 | Craigleith Ontario L9Y 0L8

Tel | 705 | 445 | 9688

Email | admin@chanticofireplaces.com

Website | www.chanticofireplaces.com



DESIGN.
BUILD. ENJOY.



Martin Zeng 705.466.5734
zenglandscaping.com



Awards
of Excellence

landscapeontario.com
Green for Life!

advice

STORY STEPHANIE REDMOND

SUMMER TRENDS AND QUIRKY COLOUR COMBOS

Much like taste and smell, colour is subjective. What is aesthetically pleasing in one's surroundings may seem dull and joyless to another. The good news is, this year it seems that anything goes, *with anything!* Green is definitely at the forefront. The weirder the green the better, and you can pair it with just about any colour. For 2015, it's back to nature with greens, metals and a handcrafted feel.

Farrow & Ball:
Pink Ground

Farrow & Ball:
Pale Powder

Farrow & Ball:
Teresa's Green



Benjamin
Moore:
Caponata

3



PINK + MINT PASTELS Introverted & Soft

I'm a pink lover, and Farrow & Ball has it covered. Pink Ground is an amazing pastel tone that is soothing yet somehow modern. The mood it sets will please the introverted decorators with its gentle feel. They have it paired this season with two greens – Pale Powder and Teresa's Green. You get that Easter egg, spumoni ice cream vibe. This is classic and not trendy. To modernize, hang a mirror with faceted edges. This subtle detail is all the rage but won't overpower the softness of the backdrop.

COPPER, EMERALD & NAVY

Romantic & Daring
I adore copper, but I prefer mine aged with a patina, darkened but not green. Copper was a traditional background piece, like old, too heavy pots hanging above the stove. And for the



Designer
Stephanie Redmond
shares her ideas.

country, what could be better? The copper trend, however, is shiny and bright. It's modern and urban. Paired with emerald green it is a definite win. Add navy blue to accentuate this pairing. If you want to add a little copper to your existing palette, try this West Elm side table. It's simple, stylish and looks right at home just about anywhere.

AUBERGINE, BRASS & GRANNY SMITH

Modern & Refined

I'm not quite ready to say goodbye to black forever, but it's time to add a little edge to our moody tones. Deep aubergine is certainly a step in the right direction and cooked is even better! Try Caponata from Benjamin Moore for a regal backdrop. It's lovely paired with brown or deep pink for a serious and refined look. For a contemporary edge, throw in a quirky green accessory like Martha Sturdy's resin flower bowl in granny smith apple. And for a little glamour, try these beautiful aged-brass wall hooks that I found on Etsy. Their clean lines highlight the brass and would be stunning on an aubergine backdrop.

AZURE, DEEP MAHOGANY & LEAF GREEN

Sophisticated & Fresh


Deep mahogany is another tone that will allow us to shift away from black. This rich brown creates a stunning backdrop on a wall or shelving unit. Simple pottery on a shelf disappears on a light background, but a deeper tone allows you to see the lines of each piece. Jewelry is a big inspiration in interior design this season. Take these Lindsay Adelman wall sconces for instance. On a much smaller scale, they would make a lovely pair of earrings! Add a hint of nature with a leafy green through furniture, an area rug or a beautiful ivy plant. Sometimes there is no substitute for the real thing.

I'm going out on a limb, but I think we've become more daring in our decorating, which is a good thing. It's fun. Colour is in, so don't be shy. Even the grey lovers are adding a pop! **OH**

1. Mahogany Stool: BluDot 2. Brass Hook: Golden Biscotti 3. Resin Bowl: Martha Sturdy 4. Wall Sconce: Lindsay Adelman 5. Copper Side Table: West Elm



The Arrowhead Collection



Coming soon...
The next home in the Collection

SOLCORP
DEVELOPMENTS

www.solcorpdevelopments.com

EXCEPTIONAL CRAFTSMANSHIP
SUPERIOR RESULTS...EVERY TIME

CUSTOM BUILT HOMES | RENOVATIONS

VALLEYVIEW CONSTRUCTION

PAUL ROGERS | 519.599.3694 | progers@valleyviewconstruction.com | www.valleyviewconstruction.com

since 1980

PERSONAL | PROFESSIONAL | PROGRESSIVE
REAL ESTATE SERVICES

LOCATIONS **NORTH**
BROKERAGE

www.locationsnorth.com



Rural Splendour

Spectacular home set on 3.48 private, landscaped acres with 5 bedrooms, and top quality finishes.

\$625,000 MLS® 1545062

Call Dave Loucks* 519-375-5920



View Property!

Lovely 3300 sq ft home on picturesque 47 acres with spring fed pond close to Thornbury.

\$949,000 MLS® 1541388

Call Doug Beaumont** 705-606-1046



Brewster's Lake

Just over 5 acres with custom built builder's home! Over 3,000 sq ft of finished living space.

\$519,000 MLS® 1544676

Call Vicki Bell** 705-446-4539



Panoramic Views!

Outdoor enthusiasts enjoy all 4-season recreation. Close to Creemore and Devil's Glen.

\$940,000 MLS® 1532603

Call Vicki Bell** 705-446-4539



40 Acres With Pond

Minutes to Brewsters Lake! Totally renovated home with over 2500 sq feet of finished living space.

\$549,000 MLS® 1544336

Call Vicki Bell** 705-446-4539

MEAFORD: 519-538-5755
CREEMORE: 705-881-9005
THORNbury: 519-599-2136
COLLINGWOOD: 705-445-5520
WASAGA BEACH: 705-617-9969


* Sales Representative ** Broker *** Broker of Record
Not intended to solicit properties currently listed for sale



HACKStONe Landscapes



2014 Ontario Awards of Excellence Winner
for Residential Construction



Bespoke designs, expert craftsmanship and exceptional service. Specializing in outdoor living upgrades for homes and chalets in Beaver Valley, Blue Mountains, Collingwood, and the Georgian Triangle.

519-922-2929

www.hackstone.ca
facebook.com/hackstonelandscapes



fAd

FARROW ARCARO DESIGN

INTERIOR SPACE PLANNING
BATH AND KITCHEN DESIGN
CUSTOM FURNITURE & LIGHTING
A.R.I.D.O ACCREDITED INTERIOR DESIGN

www.farrowarcarodesign.ca

51 Hurontario Street, Collingwood, 705 444 8330

PHOTOGRAPHY **BONNIE FOX**

GREEN RENEWAL

The colours of leaf, grass, field and forest are calming while reminding us of the vibrancy of life. Isn't this the reason we call things *green* when they're made with sustainable or repurposed materials? Renew your space with these picks from our local shops and craftspeople.



1



4

5



3



2



6

1 FRESH DESIGN

Kuva Cushions
Nautical and nature-inspired patterns or stripes add cheery bursts of colour, texture and comfort. This private Thornbury label of indoor/outdoor cushions will withstand 500 hours of sunlight and are stain resistant and mildew proof – perfect for the sunroom, deck or dock.
519.599.7115 | fresh.design@sympatico.ca

2 THE LAST RADICALS ART & DESIGN STUDIO

Bike Art
Speak up for one of these limited-edition, soy-based ink posters from Collingwood's go-to graphic and screen printer. Visit The Last Radicals in their new storefront and browse their radical artwork, apparel and accessories.
100 Mountain Road, #3, Collingwood
705.445.6131 | thelasttrads.com

3 C&G SOLID WOOD FURNITURE CO.

Reclaimed Bench
Add a seat indoors or out with a Mennonite-made barn-board bench. Visit the family-run C&G shop seven days a week to see what's in stock, or custom order a piece. Lightbulb vases add a vintage-inspired touch.
40 Bruce St. S., Thornbury
226.665.8000 | cgsolidwoodfurniture.com

4 COLLINGWOOD HOME HARDWARE BUILDING CENTRE

Farrow & Ball
Change the atmosphere with organic wallpaper patterns such as Feuille, Acanthus or Peony. Or repaint with Breakfast Room Green, a beautiful shade in the dawn light, or Calke Green with its masculine feel. This British paint and wallpaper brand is now available in Collingwood!
104 High St., Collingwood
705.445.2671 | collingwoodbuildingsupplies.com

5 HABITAT INTERIORS INC.

Fanback Muskoka
The great outdoors wasn't so great on outdoor furniture, until Breezesta Poly Outdoor Furniture. Made of plastic milk jugs and water bottles that would otherwise end up in a landfill, these chairs come with a lifetime warranty in 20 vibrant colours.
54 King Street E., Thornbury
226.665.5550 | habitatinteriors.ca

6 WHITE BARN FURNITURE COMPANY

Serving Boards
It's as though craftsman Jim McHugh can hear logs and boards whispering their stories from old derelict barns or century farms. He takes them back to his workshop and creates serving boards in reclaimed elm, cherry, spalted maple and oak. By appointment.
519.878.3040 | whitebarnfurniturecompany.com

Continued on page 32



**7 ASHTON'S BLINDS
DRAPERIES SHUTTERS**

Duette Architella Renewal
The subtly reflective fabric of this line contains more than 25 per cent recycled material. Keep heat out during summer and in during winter with the honeycomb-within-a-honeycomb Hunter Douglas window shade, reducing energy loss by up to 40 per cent.
King's Court, 99 King St. E., Thornbury
519.599.7695 | ashtonsblinds.com

8 STONE HOME DESIGN


Natural Sofa
This made-to-order Cisco Brother's sofa chair is as healthy for you as it is for the planet. Made entirely from natural latex, organic wool, organic goose feathers and down. It's not just comfortable with a long lifespan, but flame retardant and hypo-allergenic.
Cranberry Mews, 10 Keith Ave., #101, Collingwood
705.293.5775 | barnbuiltfurniture.com

**9 MACDONALD'S BRANDSOURCE
HOME FURNISHINGS**

Live-Edge Table
Bring the forest inside with a live-edge table in your foyer or living room. Handcrafted in Ontario in solid black walnut, elm or cherry. Sofa tables, coffee tables and benches are available, and each piece tells a unique story.
206518 Hwy. 26 E., Meaford
519.538.1620 | macdonaldsfurniture.com OH

**HOLIDAY HOUSE
TOUR 2015**

JOIN US FOR TWO EVENTS THIS NOVEMBER
COLLINGWOOD HOLIDAY HOUSE TOUR



Saturday November 14th
6 Stunning Homes
Tickets: \$30.00

www.CollingwoodHolidayHouseTour.com

Ticket & Silent Auction Proceeds
Go To Local Charities

CREEMORE HOLIDAY HOUSE TOUR



Saturday November 28th
6 Fabulous Homes
Tickets: \$30.00

www.CreemoreHolidayHouseTour.com

SPONSORED BY:



WITH TICKET & AUCTION
PROCEEDS TO:



PRESENTED BY:



STONE | HOME DESIGN



RUGS, UPHOLSTERY & LIGHTING
Interior Design Services Available



Cranberry Mews
BarnBuiltFurniture.com | 705-293-5775



OASIS NORTH
LANDSCAPES



oasisnorth.com · 519.599.2102



Discover. Natural. Beauty.



DI PIETRA DESIGN
COUNTER TOPS



672 Welham Rd - Barrie
705.727.0096
www.dpd360.com



EXCLUSIVELY AT
DI PIETRA DESIGN
PERSA WHITE GRANITE



RENOVATING or BUILDING?
From *castles to cottages*, we are your custom renovation/build specialists.




scot-build
developments inc



Scott Young
Georgian Triangle
705.888.2759
scot-build@hotmail.ca
www.scot-build.ca

Custom Homes | Renovations | Additions



Home furniture
— AND APPLIANCES —

CUSTOM DESIGN
Choose your
Style
Fabric
Leather
Wood Finish
•
From Canada's
Best Manufacturers
•
Open 7 days
•
16,000 Sq. Ft.
Showroom

Home Owners
helping homeowners™
101 Pretty River Parkway,
Collingwood
T: 705.446.3456
F: 705.446.1922
homefurniture@bmts.com
collingwoodhomefurniture.com

tiny treasures

THE RUBY-THROATED HUMMINGBIRD

STORY **MELANIE REKOLA**

I am an avid and all-inclusive bird-lover, and as promised in a previous fowl-related story, it’s now time I tell the tale of the glorious pint-sized jewels of the summer sky – the hummingbird. Why not join in all the fun and ready your garden for the hummingbirds this year?



These beloved little creatures are an amazing feat of nature. The tiny seven-to-nine centimeter birds have a heart rate that reaches 1,260 beats per minute and can hover in mid-air as their wings furiously beat 50 times per second! To keep up with this pace, they need to consume their weight in nectar each day and are continually just hours away from starvation at any given time. Although hummingbirds are well known to feed on nectar, they also eat many small insects. This fact makes garden chemical and pesticide use strictly prohibited for a safe hummingbird environment as these can kill both adults and young alike.

Putting up a feeder is a surefire way to entice hummingbirds to your garden, and the best feeders are made from glass or acrylic. It is essential to clean your feeders twice per week to avoid nectar spoilage and accidental fowl fatality. Place the feeder away from windows, ideally near tall plant cover such as a tree or hedge. Home-made food mix is a one-quarter sugar-to-water ratio, and it’s best to avoid colouring the fluid for the bird’s optimal health. Hummingbirds also love spraying water. Unlike most backyard bird bathers, these birds enjoy flying in and out of a spray of water.

It is in the hummer’s nature to forage

constantly, and they only use a feeder for about 20 per cent of their daily nectar consumption. By providing spraying water, trees, a feeder plus their favoured flower-nectar sources in a succession of bloom you will deliver a utopia they may even nest in! But don’t be surprised if you don’t spot the nesting site. The tiny little cup-shaped nests made with spider silk, thistledown and animal hair often include lichens, which almost completely disguise them. If you happen to see a minute emerald/red bird flying fast in a U-shaped flight pattern, you are witnessing a male’s mating dance. After copulation, the petite pair does not raise their young as a couple. The male

Continued on page 38

Homes Featured in Magazines



- featured in *OUR HOMES* Magazine
- featured in *CANADIAN HOUSE & HOME* Magazine
- featured in *ON THE BAY* Magazine

"I knew that I could tell him what I wanted and I could trust it would be built to look like that. He was a great listener. And our home is absolutely the home of our dreams."
—Jana Temple on the second home recently built for her and her husband by Paragon Carpentry.



PARAGON

CARPENTRY

Robin Smith, Builder

www.paragoncarpentry.ca

A Model of Excellence

- OFFERING A COMPLETE BUILDING SERVICE
- GENERAL CONTRACTING
 - MAJOR RENOVATIONS • ADDITIONS

Thornbury

(705) 444-3887

www.paragoncarpentry.ca

Pools. Patios. Decks and Dreams.



Committed to extremely high quality service and craftsmanship
 ...regardless of your budget or property size.

View your landscape before it's even installed.



RETREAT LANDSCAPE DESIGN/BUILD
 High quality landscape design & installation by industry certified professionals.
 www.DiscoverYourRetreat.ca | 705.444.2018



MELANIE'S TOP HUMMINGBIRD PLANT PICKS

- ✓ Scarlet Runner Bean
- ✓ Trumpet Vine
- ✓ Hosta
- ✓ Delphinium
- ✓ Buddleia
- ✓ Crocosmia
- ✓ Red Columbine
- ✓ Beebalm
- ✓ Cardinal Flower
- ✓ Foxglove
- ✓ Red Coral Bells
- ✓ Canna
- ✓ Weigela
- ✓ Honeysuckle
- ✓ Fuchsia

leaves the female to raise their young unaided.

Contrary to popular belief, Hummingbirds do not feed only on red flowers or feeders. They will feed from any that is rich in nectar, but do have a preference for vivid colours.

Ruby-throated Hummingbirds migrate north much earlier and stay far later than one might assume. Ensure your feeders are full and available mid-April until late fall. It is the strongest males that return first to establish the premium territories, which usually include the all-important feeder. They are also the first to leave, often early August, followed by the females. The new fledglings are last to leave and left behind to accumulate fat stores for

their solitary migration south. Hummingbirds will not stay past their usual fall migration time when feeders are left out.

Our miniature feathered friends feed most actively in the morning and evening, making these the optimal times for viewing. At my home, the acrobatic performances of our resident hummingbirds are the after-dinner entertainment as we sit in the garden surrounded by a multitude of miniature speed-demons whizzing by our heads! The impatient and frustrated little birds are extremely territorial, and I've witnessed many a squabble between rival males. They'll even try to chase away other bird species,

bees and butterflies to defend their terrain. If you ever observe several birds at the feeder together without aggression, they are likely related family. Unfortunately, their small stature leaves them prey to a host of common backyard life such as the (gulp) praying mantis and blue jay.

We'd love to hear your garden stories as well! Join the discussion online at ourhomes.ca and find me under the subheading OUTDOOR. In the meantime, I encourage you to live, love and landscape. **OH**

Melanie is a certified horticulturalist and landscape designer.

THE RESIDENCES OF PEAKS BAY

NESTLED BETWEEN SLOPE AND SHORELINE LIES A UNIQUE COMMUNITY IN THE MAKING



A FOUR SEASON PARADISE PROVIDING THE PERFECT BALANCE BETWEEN A PEACEFUL EXISTENCE & AN ACTIVE LIFESTYLE.

Enjoy direct access to Georgian Bay and unobstructed views of the Georgian Peaks ski hills.

Most lots are surrounded by protected Conservation Lands.

Phase I consists of 24 fully serviced lots. Currently 13 lots still available for sale.

6 beautiful homes built and occupied.

Construction on 2 lots to commence shortly.

100% of Phase I road construction & streetscaping is complete.



LOTS FROM \$195,000 TO \$375,000



MORE INFO VISIT WWW.DOUGGILLIS.CA



Doug Gillis
Broker

www.dougilllis.ca
Direct: 705.444.3853
doug@dougilllis.ca



Top 100 RE/MAX Agents in Canada
1999, 2000, 2002, 2011, 2013, Jan - Nov 2014, Jan - Mar 2015

RE/MAX
four seasons realty limited, Brokerage
67 First Street, Collingwood



Landscape Assessment
Plant Health Care
Soil Analysis
Tree & Shrub Planting
Tree & Shrub Establishment

WillowStone
A Plant Health Care Company

RR #1, Clarksburg, ON
519.599.7470
willowstone.ca



It's a wonderful time of year, even if you aren't able to get away for a holiday. Weekends are filled with barbecues, friends and family, and evenings are spent sitting under the stars on the deck.



summertime ENTERTAINING

Many of us will be entertaining outdoors. Here are some tips to help make your summer entertaining both environmentally responsible and stylish:

THE TABLE

Avoid using plastic disposable cutlery and plates. Try using your indoor cutlery, or glam it up with your inherited sterling silver and best dishes. If you don't have enough of one set, mix and match for an eclectic look. If you need to buy more dishes, grab some at your favourite charity shop – the ultimate in recycling. Another alternative is bamboo. The eco-friendly dishes are inexpensive, reusable and outdoor friendly, and they are from renewable resources, or you can rent cutlery and plates. If hiring a caterer, using your own dishes and serving platters cuts out another level of disposables and reduces cost. Use tablecloths. If you don't own any, buy vintage at a consignment shop, thrift store or flea market. Vintage linens, such as Irish linen, will lend elegance to an outdoor meal, and they are perfect for outdoor use. If you can't find vintage napkins, use hankies or cut a tablecloth into napkin-size squares and hem, or use with rough edges for a more rustic look. Be creative when decorating the table. Use

flowers out of your garden, from a market stall, or branches in a tall vase for a striking display, or try placing small terracotta pots filled with herbs at each place setting.

Burn beeswax or soy candles, or better yet, use LED candles, which are battery operated and reusable.

THE MENU

As you begin to plan your menu, look for ingredients that are currently in season. This means you won't need to purchase imported goods that travel thousands of miles to get to your table.

THE CLEAN UP

You've just enjoyed grilled chicken and steak. As delicious as they were, now you're left with loads of dishes and a sticky barbecue. Residue can affect the cooking process of your next grilled meal by sticking to your food and changing the flavour. It can affect cooking time too, but cleaning the grill thoroughly is the way to deal with it. If you clean it right away, then it's easier. Believe it or not, there is a way to get it clean without noxious sprays. Taking care of your grill means it will last for many barbecues, and it will be a healthier grill to cook on.

HOW TO:

- **Cover it all up!** Close the lid of your barbecue, which will allow the temperature to rise to the maximum, and avoid a loss of heat, a crucial part of the cleaning process.
- **Make it hot, hot, hot!** Turn both propane burners to high. Wait until the maximum temperature has reached the top of the thermometer. If you don't have one, simply wait five minutes for the barbecue to heat up. The high heat will turn the residue into ash. Shut everything off and proceed to clean the grill.
- **Brush it all off!** Use a good wire brush to clear off the ashes of what was the remains of your dinner. A quality wire brush can handle the heat and will not melt or catch fire.
- Alternatively, clean your grill with a barbecue brush and a thick paste of baking soda and water. Or, cut an onion in half and rub it over the rack once it has heated up; then brush a bit of olive oil on over the grill, so the food doesn't stick next time.

With a little planning, your summer get together can be both eco-friendly and stylish. **OH**



PEAKS RIDGE

FULLY SERVICED
PERMIT READY LOTS

FROM
\$125,000

NEXT TO GEORGIAN BAY CLUB.
WATER AND MOUNTAIN VIEWS
FROM MANY LOTS.



SOLCORP
DEVELOPMENTS





Doug Gillis
Broker

www.douggillis.ca
Direct: 705.444.3853
doug@douggillis.ca



Top 100 RE/MAX Agents in Canada
1999, 2000, 2002, 2011, 2013, Jan - Nov 2014, Jan - Mar 2015



four seasons realty limited, Brokerage
67 First Street, Collingwood



the lively Olive



the lively Olive TASTING ROOM

Incredible tastes,
easy entertaining
& fabulous gifts!

Extra Virgin Olive Oils | Aged Balsamic Vinegars
Organic & Herbal Teas | Gourmet Rubs and Condiments
Olive Oil Face & Body Care | Special Serving Ware | Great Gift Sets

Join us at The Lively Olive for a special tasting bar experience. Come in and sample any of our premium Extra Virgin Olive Oils, rich, barrel-aged Balsamic Vinegars, gourmet mustards, tapenades, condiments and organic teas. From traditional to natural flavor-infused, there are over 70 flavors to try in oils and vinegars alone! We are always ready to share recipe and serving ideas that will make for perfect simple meals with style and flair. Healthy has never tasted better.

And if you are shopping for a unique hostess gift, birthday or holiday gift, choose from pre-packaged gift sets or have your own selection custom-wrapped to suit your needs.



the
lively
Olive

21 Hurontario Street, Collingwood | 705-443-8919
www.livelyolivecollingwood.com

ideas



Summer INFUSION

STORY **SHELBY HILSON**

“Drink eight glasses of water per day!”

A practice that is preached so often, by so many, it's generally accepted that eight glasses of pure H₂O each day is the ultimate hydration goal. We know this, it's been drilled into our brains, but how many of us are actually drinking enough water?

Not many of us, according to the Angus Reid Forum, which polled 1,234 Canadian adults in nine provinces about their family's hydration habits. Forty-five per cent of Canadians drink four or more non-water beverages each day, while 55 per cent of the respondents said their children drink only one to three glasses of water a day, and 22 per cent said their child drinks fruit juice the most often.

These numbers are worrisome as proper hydration is key to our overall health. Every organ, tissue and cell in our body is dependent on water, which makes sense since more than half of our bodies are made of it! Dehydration contributes to countless illnesses, as well as obesity and unhealthy food choices.

Now that the hot summer weather has arrived, it's even more important for us to guzzle our share of the good stuff. Sounds simple, but water can get pretty boring, especially with all the sweet, sparkling options available, and many of us know the challenge of convincing a toddler to make the clear, tasteless choice.

But that's just it... water doesn't have to be the clear, tasteless choice to reap the benefits! Try one of these many ideas to uplift your water and your health this summer...

To Make Flavoured Water: Layer fruit and herbs with ice in a water pitcher, then add cold water.



Mouthwatering Watermelon:

3-4 slices of watermelon, cubed
1 handful fresh mint, scrunched in hand
Ice



Strawberry Sunshine:

5-10 fresh strawberries, sliced
½ lemon, sliced
1 handful fresh basil scrunched in hand
Ice



Cool as Cucumber:

1 cucumber, sliced
2 limes, sliced
1 handful fresh mint scrunched in hand
Ice

More tips for infusing your water with flavour:

Try just about any fruit, including berries and citrus, to give your water a juicier flavour without any added sugars.

Herbs like basil, mint and lemon balm will help balance the sweetness of fruit and give your water an extra nutritional kick.

Having a fresh jug visible every time you open the fridge will encourage you to drink more water, even if it's tap water.

Scrunching herbs in your hand and slightly mashing berries before adding to your water will help release the flavours faster.

If you don't enjoy mouthfuls of fruits and herbs while drinking, try an infuser jug or glass, which holds the solids in a tube while allowing them to infuse the water with flavour. **OH**



ASOBU: Pure Flavour 2 GO

PRODYNE: ICED Fruit Infusion



PALLISER®



Make yourself at Home

206518 Hwy. 26 E, MEAFORD
519-538-1620 • 800-265-3172
www.macdonaldsfurniture.com



VILLAGEBUILDERS

705.466.3202 • www.villagebuilders.ca

custom homes + renovations
additions + interiors

35 years serving the Southern Georgian Bay Region



The owners wanted the fine woodwork that Robin Smith of Paragon Carpentry offered. Beautiful details such as a diamond pattern hinted at in the upper-storey siding are Robin's signature.

shifting SHORES



STORY **LAUREL FORTIN**
PHOTOGRAPHY **SANDY MACKAY**
STYLING **SARA MARTIN**

They've shared their summers with the Bay since their middle child was two months old on a property just east of Thornbury. "The shape of the shoreline is always changing," says owner Val Tamblyn. "Some years there is more rock showing; last summer there was a peninsula that's now under water again."

Continued on page 46

TOP LEFT: Architectural Technologist Pam Farrow used gambrel trusses atop the original cottage, which resulted in a Dutch colonial style exterior to blend the upstairs addition. **LEFT:** A covered deck gives shade for outdoor dining. Place settings and centerpiece buckets from Van Allan Design Centre are playful with banana leaf from Wren's General Store. **ABOVE:** The Tamblyns' "Tiki 20" wedding anniversary gift, a metal bird sculpture, keeps watch.



Stone pillars and a massive stainless-steel-topped island anchor the open kitchen. An opening pass-through to the mudroom brings in light. Candlesticks and metal tubs found at Van Allan Design Centre. **BELOW LEFT:** Summer's bounty of corn from Goldsmith's Orchard Market.



Middle child Harrison is now 8, their eldest, Charles, 11 and the youngest is 6-year-old Julia. The children thrive in their summers and winter weekends at the cottage, even more so now that it has doubled in size and they have a whole upper storey for themselves added by **Paragon Carpentry** in 2014.

Val and husband Rob had been coming to Georgian Bay to visit Rob's parents at Monterra for many years. As their family began to grow, Val and Rob decided to find a cottage where their kids could play in the sand. The family lives in Georgetown but the couple have already planned for their later years in part because of Rob's focus on his pensions and benefits firm

in Windsor; Val nursed in Detroit at one time. "We were very comfortable investing in a second home up here because we could see how much Rob's parents were enjoying retirement in the Blue Mountain area and we could see ourselves doing the same," says Val.

The original cottage was built in 1984 and had a solid foundation with three small bedrooms on one level. Val and Rob bought the property in 2007 and once their three children had all started school, the couple started talking about adding a second storey.

"We were looking for workmanship," says Val. "I found an ad for Paragon Carpentry in OUR HOMES magazine, and I really liked

the homey, cottagey style in it, so I contacted **Robin Smith**." After she and Rob met Smith in spring 2013, they found out that he was on the job site the majority of the time; that was key for the couple doing the renovation from a distance as they weren't able to oversee work at the site themselves.

Smith invited the couple to check out examples of his work. Says Val, "he would call a client and say, 'Would you mind if I brought someone to see your flooring?' and I could tell by the rapport he had with previous builds that he was good – everyone was happy to talk to us or allow us into their homes to see what Robin had built for them." *Continued on page 50*



TOP: A bank of windows trimmed in clear pine create a bright entry. **ABOVE:** Practical hooks on a wainscoting-backed nook offer a place for the busy family to hang their things. **LEFT:** A farm table, red leather chairs and a rustic bench are brought together by a casual, braided oval rug from Meaford Carpets & Interiors.

Arched windows present a serene view and flank the Rumford-style river stone fireplace built by mason John Davies of the Stone and Plaster Company. Robin Smith designed a custom cradle inside the fire and had it forged for the Tamblins. Sailboat sourced at Van Allan Design Centre. Floral arrangement by Paperwhite Flowers.





TOP: On the main floor, the master suite takes advantage of the unencumbered shoreline view, and draws privacy with drapes from Ashton's Blinds Draperies Shutters. **RIGHT:** Wide-plank antique elm flooring creates a warm feeling throughout the renovated main floor and upstairs addition. **ABOVE:** In the main-floor bathroom, a mirror from J'Adorn adds a French country accent.



The family explained what they were trying to accomplish with the addition, and Smith suggested they would enjoy working with **Pam Farrow** for the architectural drawings. "Pam understood me right away," says Val. "The two of them were a really good combination – both good at listening to us to find out what we were after." They settled on a Dutch colonial style with a gambrel roof to maximize headroom on the upper level.

Inside leaned more toward French country. Val appreciated Farrow's 3D renderings to help visualize the layout. Farrow suggested they look ahead 10 years when the kids would want their own lounge area, and laying out the upstairs washroom with separate shower and toilet areas, both features of which were incorporated into the upper-storey addition. A beautiful staircase with a bay window was added off the now open kitchen. A large main-floor master bedroom (draperies by **Ashton's Blinds Draperies Shutters**), guest room and a bunk room remained on the main floor. The former enclosed sunroom has become a bright mudroom for laundry and sandy feet to enter the cottage. A window in the kitchen acts as a pass-through to the mudroom to draw light into the interior. *Continued on page 52*

LOFT

PLANNING INC

Land Use Planning | Project Management

Kristine A. Loft
BES BAA MCIP RPP
Principal

705.446.1168
LoftPlanning.com

Bedding Giftware Lamps Home Décor Furniture

C&G
SOLID WOOD
FURNITURE CO.

We believe in creating beautiful spaces for our clients.

40 Bruce St.S., Thornbury
226.665.8000
434 Beaverdale Rd., Cambridge
519.658.2540

cgsolidwoodfurniture.com

So many possibilities...

Heartwood Landscapes & GARDENS

With a passion for craftsmanship, design and installation
...to the very last blade of grass.

519.538.9991 | 519.377.9991
www.heartwoodlandscapes.ca

A Proud Member of Landscape Ontario

L. PATTEN & SONS

Quality Custom Homes Since 1958

L. PATTEN & SONS specializes in custom-built homes and chalets in and around the Georgian Bay area. Let over 50 years of experience building custom homes work to build you the home of your dreams.

Contact Jerry Patten
705.444.6186 info@lpattenandsons.ca
www.lpattenandsons.ca



FAR LEFT: Sliding barn doors offer easy flow into the upper washroom without losing floor space for door swing. **LEFT:** Two further sets of barn doors provide privacy to the shower on one side and the toilet on the other side of the bathroom. **BELOW:** Beautiful trim in pine on the bay and oval windows as well as the stair railings highlight builder Robin Smith's skillset.



Val and Rob spotted a Quebec farmhouse kitchen they loved in a magazine. It had wire-fronted red cabinets bookended by four-foot-wide stone pillars inset with ovens on one end and cupboards on the other (masonry by **John Davies of The Stone and Plaster Company**). They worked with cabinetmakers **Robert** and **Orleen Anderson** to replicate the style and add an enormous stainless-steel island. The Andersons created built-ins as well for the mudroom and main-floor bath.

Smith's 38 years as a carpenter brought exceptional detail to the exterior and interior finishes. He chooses one or two builds each year where he can challenge himself. His styling is remarkable throughout the Tamblyn's cottage. The main-floor ceiling is coffered into a grid of recessed square panels. "I love working with wood to bring different effects," says Smith. He worked in clear pine on the window interiors and staircase, and poplar for the painted casings. The floors are antique elm. *Continued on page 54*

Ashton's

Screen Shades® offer

outdoor

visibility while protecting your furnishings from harmful UV rays indoors.

ECLIPSE SHUTTERS

King's Court, Thornbury, ON 519.599.7695 www.ashtonsblinds.com

BUY DIRECT FROM THE SAWMILL!

■ ALL DECKING MATERIALS
■ BOARD & BATTEN ■ POST & BEAM
■ WHITE PINE FLOORING ■ T&G SIDING

High Quality: White Pine, Red Pine, Cedar, Hemlock
1" Boards - 2" Dimension; 4" and 6" Squares

CALL FOR QUOTE

MOGGIE VALLEY TIMBER INC.

RR#1 Holland Centre, ON
519-794-0018
www.moggievalleytimber.com
Mon - Thurs - 7:30am to 5:30pm
Friday - 7:30am to 12:30pm

VIEWS! VIEWS! VIEWS!

Century 21
MILLENNIUM INC.
Brokerage*

100 acres
\$1,399,000

www.827124GreyRd40.com

2.08 acre lot
\$249,000

www.Lt28GreyRd40.com

Helen Kimble, Sales Representative
Office: 519-599-3300 | Cell: 705-446-7146
helen.kimble@century21.ca
www.century21.ca/helen.kimble
CENTURY 21 Millennium Inc., Brokerage*
1 Bruce Street North, PO Box 95, Thornbury, ON

THIS IS NOT INTENDED TO SOLICIT BUYERS OR SELLERS CURRENTLY UNDER CONTRACT WITH A BROKER

LIVING BETTER STARTS HERE™

ALAIR
CUSTOM HOMES • RENOVATIONS

KEVIN BLAIR | LAURIE BLAIR
705-444-9005
www.ALAIRHOMES.CA



One of Rob's only requests was for a large wood-burning fireplace. Smith delivered with a tall Rumford design, constructed by Davies. The exterior chimney is finished in large river rocks. "We planned on site the angles where the chimney tapers to align with the window corners," says Smith. They also poured in place the unique fluted chimney cap, Smith preparing the forms himself on the rooftop.

The busy family is looking forward to seasons in the sun and snow. The kids are learning to paddle board and wakeboard, and they ski both cross-country and downhill. "We all look forward to coming up here. We're the same family but we're a little more relaxed, a little more fun," says Val. "We hope it's a place that we will pass down to our kids and their kids, durable enough to stand for generations." **OH**

LOCAL SOURCE GUIDE

Ashton's Blinds Draperies Shutters • J'Adorn • Goldsmith's Orchard Market
• Paragon Carpentry • MacDonald's Brandsource Home Furnishings • Meaford
Carpets & Interiors • Paperwhite Flowers • Robert Anderson • The Stone & Plaster
Company • Van Allan Design Centre • Wren's General Store

ABOVE LEFT: Nautical bedding from Van Allan Design Centre plays off the view of the bay from the window in this boy's room.
ABOVE RIGHT: Tucked under the gambrel roof, the pink mirror, lamp and bedding pull warm tones out of the custom woodwork.

TRIM DOORS STAIRS RAILINGS



Home designed and built by Bardens Construction



Home designed and built by Bardens Construction



BTM **BARRIE TRIM & MOULDINGS INC.**
TRIM DOORS STAIRS RAILINGS

Follow Us @BarrieTrim   
Monday to Friday 7am-5pm & Saturdays Starting September 12th 9am-3pm
52 Saunders Road, Barrie | 705-739-2200 | 1-800-265-3465 | www.barrietrिम.com

KEEP THE WARMTH FLOWING

STORY **LAUREL FORTIN**
PHOTOGRAPHY **BONNIE FOX**

THE PLACE: A wide smile and, if you catch Sam DiNapoli in the morning, an espresso awaits you at **Tyme Home**, Collingwood's new outdoor and interior custom furnishings showroom. Sam knows his customers. He understands his market. "My family has been spending summers coming to Georgian Bay for a number of years," says Sam, "I could see there was room for a quality outdoor furniture retailer in Collingwood." His partner and wife, Maria DiNapoli, handles design consultations and interior plans. "We jumped on the opportunity to raise our kids in such an ideal community," says Maria. The young family transplanted Tyme Home from Schomberg in early 2015.

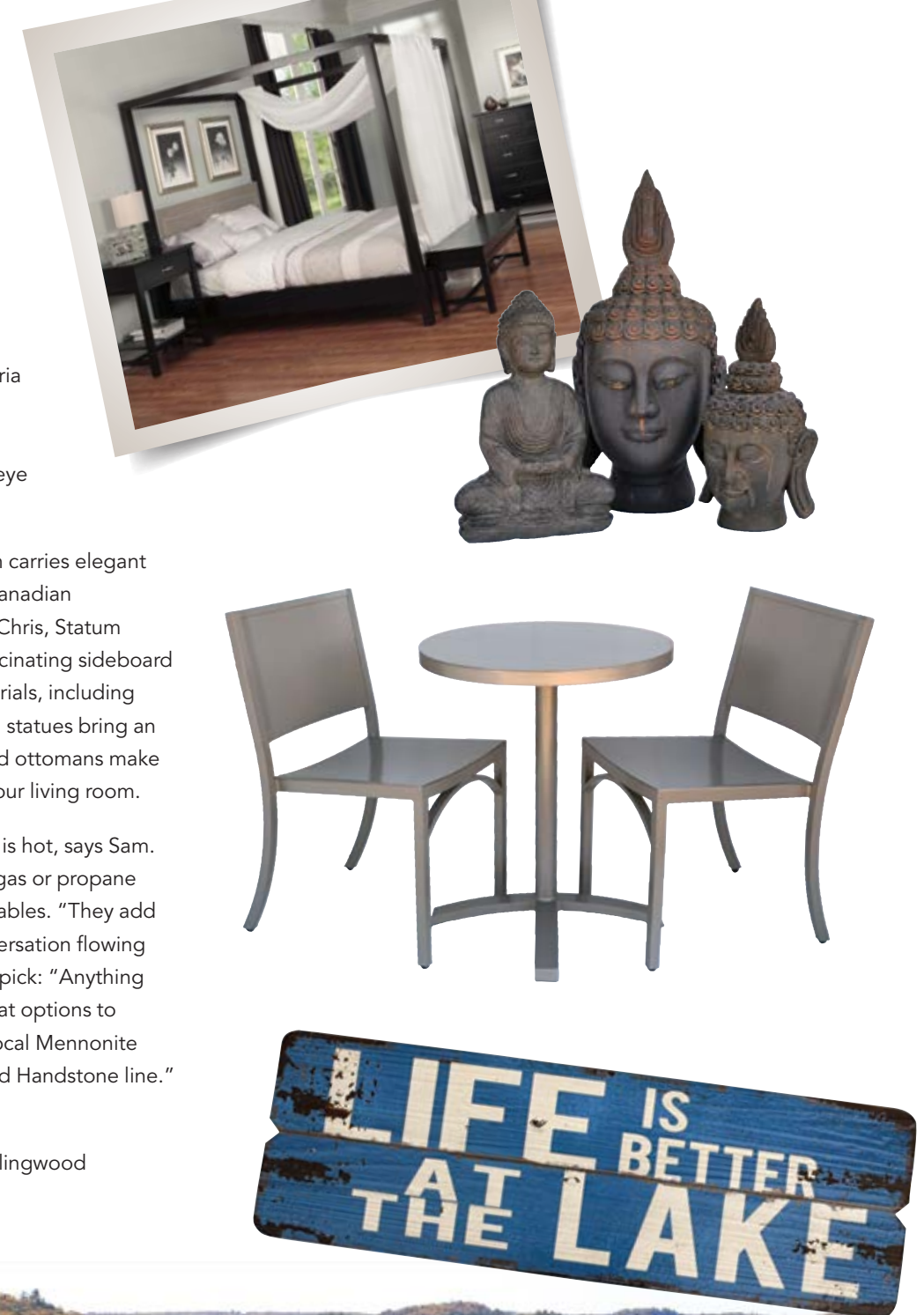


THE STYLE: "I love colourful pieces that have more than one function," says Maria. Like the petite pouffe that can be used as a side table or extra seat, or the accent blue tin boat that doubles as an ice bucket. Or even in the CobiStyle pillows that can work indoors or out. Maria listens to her customers, and whether they're shopping for a pillar candle or to decorate an entire home, her balanced eye helps find what they're looking for.

THE SPECIALTIES: The large showroom carries elegant lines of furniture and accessories from Canadian manufacturers Cabana Coast, Steven & Chris, Statum Designs Inc. and Korson Furniture. A fascinating sideboard is custom produced from salvaged materials, including tin ceilings from century homes. Buddha statues bring an Asian flare to any room. Wicker sofas and ottomans make your outdoor space as comfortable as your living room.

WHAT'S HOT: "Extending the season," is hot, says Sam. He carries multiple varieties of outdoor gas or propane fire pits that nest within patio or coffee tables. "They add light and heat so you can keep the conversation flowing outdoors as the weather cools." Maria's pick: "Anything made in Canada. There are so many great options to be proud of, like the beautiful work by local Mennonite craftspeople, or the solid wood kiln-dried Handstone line."

WHERE: Tyme Home
Harbour Centre, 20 Balsam St., #12, Collingwood
705.812.6777 | tymehome.com





CLAIRWOOD

REAL ESTATE CORPORATION
B R O K E R A G E



LIVE FOR
TODAY
PLAN FOR
TOMORROW.
FIND YOUR
PLACE WITH
CLAIRWOOD.

EXPERIENCE OUR
★★★★★ SERVICE

- * **BOUTIQUE** Brokerage
- * **STELLAR** Reputation
- * **PROGRESSIVE** Marketing
- * **ADVANCED** Technology
- * **PRIME** Locations

JOIN OUR TEAM

- Attractive, Flexible Commission Plans
- Affordable Advertising Package
- Dedicated Mentoring and Support

Contact

maureengowans@clairwoodrealestate.com



MAUREEN
GOWANS***



SHERRY
RIOUX**



MICHAEL
MAISH*



EMMA
BAKER**



PAUL
GATT*



GERRY
MCINTYRE*



HELEN
LIGHTBODY*



CHERYL
WEATHERALL*



KAREN
POSHTAR*



ANNE
YOUNG*



AGGIE
DAVIDSON*



CHRISTINE
RICE*

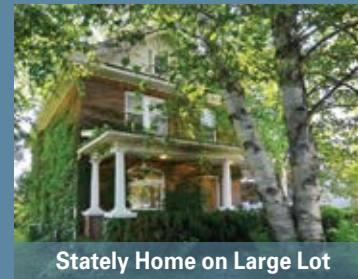


HEATHER
GARNER*



MELANIE
MCBRIDE*

* Salesperson ** Broker *** Broker of Record



Stately Home on Large Lot

4 bdrms, 2.5 baths, 2664 fin sq ft
\$379,000
Emma Baker – 705-444-3989



Lake Eugenia Waterfront

4 bdrms, 2 baths, 3065 fin sq ft
\$729,000
Michael Maish – 705-606-5814



Family Friendly Ski Home

5+1 bdrms, 3.5 bath, 2648 sq ft
\$829,000
Aggie Davidson – 705-441-4711



Spacious Family Home

4+2 bdrms, 3.5 baths, 3600 fin sq ft
\$510,000
Emma Baker – 705-444-3989



Near Town & Trails

4 bdrms, 3 baths, 1896 sq ft
\$400,000
Sherry Rioux – 705-443-2793



Walk to Town

4 bdrms, 2.5 baths, 1850 sq ft
\$500,000
Karen Poshtar – 705-443-0351



Log Home Walk Out Basement

3 bdrms, 2.5 baths, 4370 sq ft
\$649,000 - 3 acres
Helen Lightbody – 519-477-1144



12+ Scenic Acres

2+3 bdrms, 5 baths, 4310 fin sq ft
\$1,690,000
Sherry Rioux – 705-443-2793



Ski and Golf Chalet

2 bdrms, 2 baths, 1070 sq ft
\$269,000
Gerry McIntyre – 705-888-5033



Penthouse Waterfront

3 bdrms, 2 baths, 1470 sq ft
\$559,900
Sherry Rioux – 705-443-2793



Creekside Immaculate Home

3+1 bdrms, 2 baths, 1555 sq ft
\$364,900
Christine Rice – 226-668-4797



Four Season Resort at Blue

Bachelor, 1 bath, 534 sq ft
\$134,900
Melanie McBride – 519-670-6357



Classic Farm House with Pond

4 bdrms, 4 baths, 2590 sq ft
\$329,000
Emma Baker – 705-444-3989



WELCOME TO CLAIRWOOD!

Great Broker of Record, Super Supportive, Cooperative Team; that's why I joined Clairwood Real Estate. The Clairwood Team is here to serve all your Real Estate needs! Please call me Direct at 705-446-6627. Paul Gatt, Salesperson



Ski Season Rentals

It's not too early to list or find your ski season rental! Give us a call.

COLLINGWOOD
705.445.7085

TORONTO
416.642.1429

BEAVERVALLEY
519.599.1195

TOLL FREE 877.445.7085



IT'S ABOUT VALUE.....

CAN YOU REALLY AFFORD NOT TO **CHOOSE CLAIRWOOD** REAL ESTATE??

MEMBER OF THE GEORGIAN TRIANGLE ASSOCIATION OF REALTORS® AND THE TORONTO REAL ESTATE BOARD



THEIR GRASS IS *greener*

PHOTOGRAPHY **BONNIE FOX**

Who do you go to when you have a new build with a blank canvas? A jungle that needs taming? Challenging terrain? A sick tree? Pool plans? Here are 10 local outdoor specialists to call upon.

KEVIN HACKSON
*General Manager &
Construction Operations*
DARLENE HACKSON
*Administration &
Horticulture Operations*
Hackstone Landscapes

SPECIALTY: **Kevin:** Stonework and outdoor lighting. **Darlene:** Horticulture.

NO LANDSCAPE IS COMPLETE WITHOUT... **Kevin:** Character – stone shouldn't be cut to look like concrete; I prefer to work with a piece's natural shape and texture. **Darlene:** Definition – gardens look their best with a crisp and clean cut edge.

KEVIN LOVES... to create an outdoor experience where people can connect with friends and family.

DARLENE LOVES... that my career is most people's hobby.

IN FIVE YEARS... **Kevin:** I'll be a bit older and little wiser. **Darlene:** I'll be in the garden.

JOSH BAKER
Co-owner
RYAN BAKER
Co-owner
Springscapes Landscaping

SPECIALTY: Interlocking stone.

NO LANDSCAPE IS COMPLETE WITHOUT... lighting so you can enjoy your yard day or night.

WE LOVE... to watch a project come to fruition and see what we completed.

IN FIVE YEARS... we see ourselves in Collingwood and the Blue Mountain area on bigger landscapes.

BEST TIME OF DAY: 2 p.m. after lunch and we're on track. *Continued on page 62*



LYNNE BARNES
*Owner & Operations
Manager*
MARGOT BYERS
Designer
*Heartwood Landscapes
& Gardens*

SPECIALTY: Interesting
lockstone work and gardens
designed with a wide variety
of plantings.

**NO LANDSCAPE IS
COMPLETE WITHOUT...**
knowing how it will change
through the season. Plants
and trees bring a landscape
together with hues of blue,
green and burgundy in the
leaves; textures layer upon
each other as plants grow;
gorgeous blossoms take the
stage at different times. This
is the life of any landscape and
we ensure ours are expressive
throughout the year.

BEST TIME OF DAY: From
mid-morning on, when job
sites are humming along and
my energy is at full steam...
without caffeine!

Continued on page 64



Turn your home on.

- Smart wiring and home automation
- Whole home audio/video
- Home lighting control systems
- Electronic shade and drapery control
- Security systems and monitoring

REDBRICK
Thornbury, ON ■ 519.599.2969
redbrickgroup.ca

abbott
INSPIRED HOME DESIGNS

building design
site planning
interior design

416.944.2898 ext 202
brad@abbottdesign.ca
www.abbottdesign.ca



ROBERT GRAY
*Designer & Owner
Belmont Landscaping
and Design*

SPECIALTY: Creating timeless landscapes that blend with the natural surroundings.

NO LANDSCAPE IS COMPLETE WITHOUT... well thought-out plantings.

I LOVE... that no two projects are the same, just like the people I work for and work with.

IN FIVE YEARS... I see a projected growth of 25 to 40 per cent to keep up to the demand for our services.

BEST TIME OF DAY: A couple of hours into the day, when all is running smoothly.

Continued on page 66



Head into
Summer

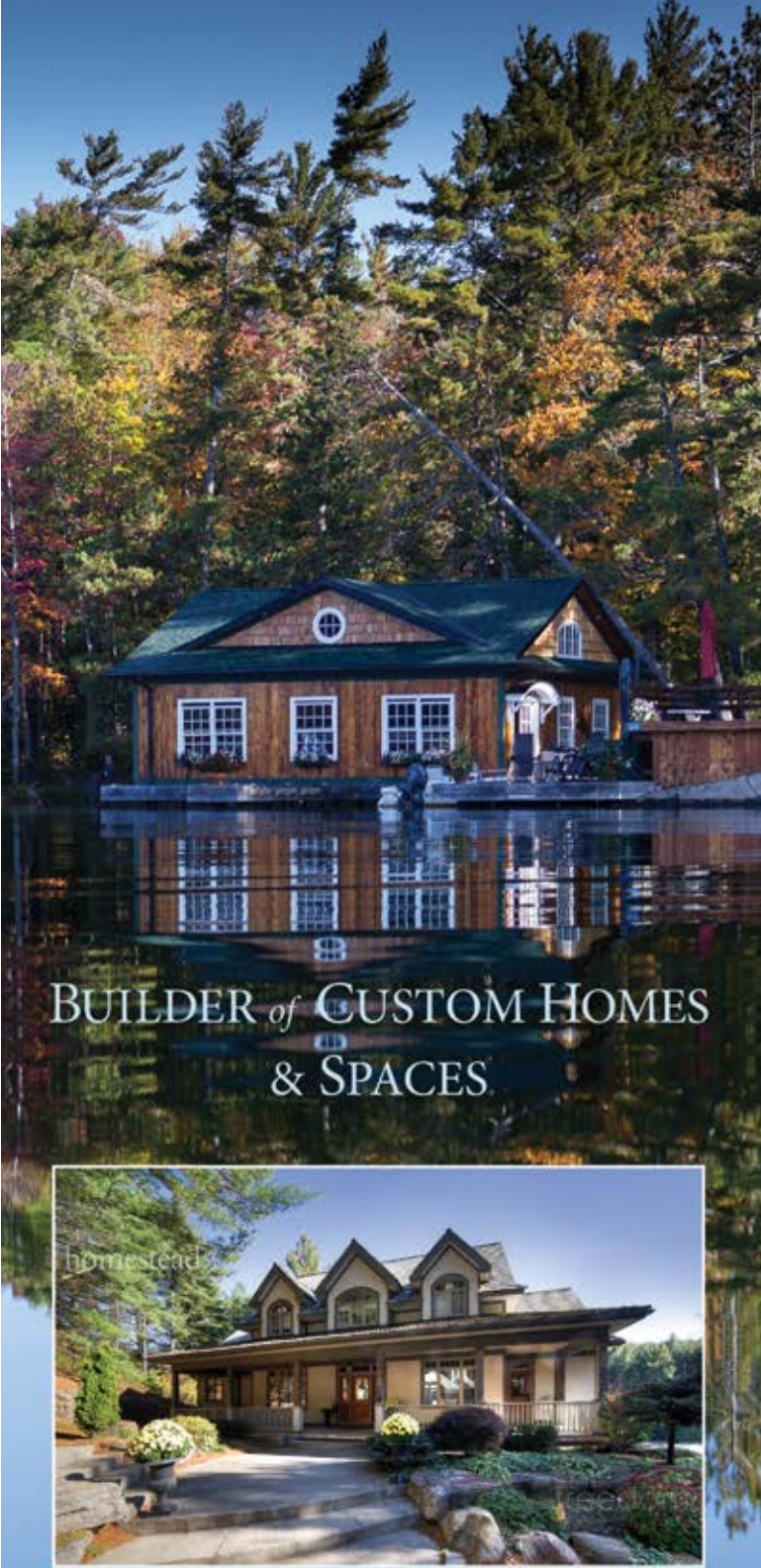


with our floor model sales!



22 Queen St W
Elmvale, ON
705.322.1961
georgianbayliving.com

GEORGIAN BAY
Living
FINE FURNITURE



**BUILDER of CUSTOM HOMES
& SPACES**



UPSTREAM CONSTRUCTION
www.upstreamconstructioninc.com
416-271-4488



PATRICK THOMPSON, *Owner & Project Manager*
BRENT BURTON, *Operations Manager*
Retreat Landscape Design/Build

SPECIALTY: Listening. I pay close attention to what our clients are asking for and interpret that into an aesthetic and fully functional outdoor space.

NO LANDSCAPE IS COMPLETE WITHOUT... a good plan. If you fail to plan, you are planning to fail. A solid landscape plan provides a vision and destination while mapping out all routes along the way, including budget.

BEST TIME OF DAY: 5 a.m. The sights and serenity of the early morning help me focus on upcoming tasks. I like to sit at the waterfront or my preferred nursery as I make my orders, answer emails and tie any knots in the plans for that day. *Continued on page 68*

Your Home. Your Lifestyle.



"We designed our own home and were delighted as Harold and his team turned the drawings into reality. Harold was a pleasure to work with, more than fair with changes and additions. The quality of work by Harold, his staff and his selected trades was first rate. We'd recommend him in a heartbeat."—Al & Lois Woolnough

FOR FURTHER DETAILS CONTACT HAROLD ROBISON AT
BOB ARMSTRONG CONSTRUCTION LTD.
 COLLINGWOOD | THORNBURY



Bob Armstrong
Construction Limited

CUSTOM HOMES & RENOVATIONS

519-599-2704

25 YEARS CUSTOM HOME BUILDING EXPERIENCE | LICENSED GENERAL CONTRACTOR
 CUSTOM HOMES, RENOVATIONS, ADDITIONS | QUALITY WORKMANSHIP, SOUND CONSTRUCTION

MODERN VISION



KNIGHTS'
Home
 building centre

519.538.2000 | 206532
 Highway 26, East of Meaford

3 REASONS TO COME TO KNIGHTS'

- Tracy, who has a wealth of design experience
- Free 3D design
- With our installation program we will see your job through from start to finish.

KitchenCraft
 CABINETS

www.kitchencraft.com



MARK HIGGINSON, *Owner*
Natural Stonescapes Inc.

SPECIALTY: Challenging sites utilizing natural stone to design and create custom landscapes and pools for fine homes.

NO LANDSCAPE IS COMPLETE WITHOUT... fine attention to detail.

I LOVE... transforming a raw landscape into a functional, aesthetically pleasing property my clients can enjoy for years to come.

IN FIVE YEARS... I hope I will be doing the same thing, welcoming and training a new generation into the business. *Continued on page 70*



Clarksburg Contractors
LIMITED

Your *ONE CALL* solution for all your mechanical needs.

**HEATING • AIR CONDITIONING • PLUMBING
ELECTRICAL • STAND-BY GENERATORS
REFRIGERATION • GEOTHERMAL**

Dave Lennox
PREMIER DEALER™
LENNOX

GENERAC *WaterFurnace* 
Smarter from the Ground Up™

519-599-2123
service@clarksburgcontractors.ca
www.clarksburgcontractors.com
Over 60 years of growth and excellence since 1954.



ADDITIONS | RENOVATIONS
tdiconstruction.ca
705-441-3079

**TDI**
Building Excellence

**PROUD CORPORATE SPONSORS
OF THE
BLUE MOUNTAINS
MARAFUN PROGRAM**



marafun
just for kids!

RENOVATIONS • ADDITIONS • NEW CONSTRUCTION

carter allen
BUILDERS OF CUSTOM PROJECTS

info@carterallen.ca • 705-441-0475 • www.carterallen.ca

PR Antique Flooring

• Mouldings • FLOORING • Beams
(all from vintage lumber)



Eco Friendly

- Hemlock
- Pine
- Elm
- Ash
- Other species available

Timeless Beauty

Visit our showroom by appointment
519.538.4070 www.prantiqueproducts.com



MARTIN ZENG, *Owner*
JOSHUA ZENG, *Lead Hand*
Zeng Landscaping

SPECIALTY: Estate residential landscaping.

NO LANDSCAPE IS COMPLETE WITHOUT... a homeowner's complete satisfaction.

WE LOVE... applying ourselves and creating environments that the owners and families we work with are excited about and will enjoy for years.

IN FIVE YEARS... we'll be applying our trade in an eco-friendly way to beautify our natural surroundings.

BEST TIME OF DAY: A few minutes after the second cup of coffee. *Continued on page 72*

CORINTHIAN

Kitchen & Bath Studio



No obligation quotes • Professional design services
Full kitchen and bath renovation services • Granite, Quartz and Laminare counters
Dining furniture • Linens • Home décor and accessories

Visit our showroom.
99 King St. E., Kings Court Mall, Thornbury
www.corinthiankitchens.com
519-599-2800
1-877-349-2800

DECOR
CABINET COMPANY



Flowers
Weddings
Design
Gifts
Home
Decor
Furniture
Linens
Coffee
Living
Dining
Furniture
Nº 2
Furniture
Home
Decor
Accessories

Live. Laugh. Leuk.

124 & 126 Hurontario St.
Collingwood
705.445.4694 705.446.2626
leukbijhermas.ca



BEAVER
HOMES & COTTAGES

Designs available at
Collingwood
Home hardware building centre

104 High Street, Collingwood | 705-445-2671
“The best place to buy is the corner of 6th and High!”
www.homehardware.ca



DARREN BOSCH
*Design & Client
Services Manager
The Landmark Group*

SPECIALTY: Big-picture design vision, client services and growing our team.

NO LANDSCAPE IS COMPLETE WITHOUT... people! A home's outdoor spaces are an extension of its inhabitants, reflecting their personalities and possessing a human quality. These are the spaces where people connect with themselves, with others and with something much bigger.

I LOVE... building a thoughtful team that brings magic to our clients' projects through innovation and care.

Continued on page 74

A large, two-story house with a dark roof and stone pillars is shown at dusk. The house has warm interior lighting and is surrounded by a well-manicured lawn and landscaping. A curved stone path leads to the entrance.

PATRICK B. COULTER & ASSOCIATES INC.
CUSTOM HOMES & CHALET'S
705-444-6000

A collage of three images. The left image shows a golden retriever puppy lying on a wooden floor. The middle image shows a young girl in a pink dress standing on a carpeted floor, holding the leg of an adult. The right image shows a woman in a yellow shirt and purple pants lying on a wooden floor, holding a baby.

CARPET ONE
FLOOR & HOME®

Floors for families.

**Celebrating
52 Years**

CARPET • HARDWOOD
LAMINATE • CERAMIC TILES
WINDOWS 'N BLINDS
AREA RUGS • SHUTTERS

DEANS CARPET ONE® FLOOR & HOME
DUNTRON • 705-445-2166 • HIGHWAY 24 JUNCTION 91 MEAFORD • 519-538-2166 • 334 SYKES STREET SOUTH carpetone.ca



DAVID WHALEN
Owner, Certified Arborist & Forest Technician
WillowStone Plant Health Care

SPECIALTY: Landscape health assessment, from the smallest plants to the largest trees, including disease and problem insect identification as well as strategies to encourage a landscape toward healthy growth.

NO LANDSCAPE IS COMPLETE WITHOUT... focused care that ensures people's landscape investments are as healthy as they can be.

IN FIVE YEARS... As the sophistication of environmental attitudes change, people are recognizing that their landscape is an important part of their lives. I see an ever increasing awareness of the need to preserve and enhance, and I expect to play my part in providing care. *Continued on page 76*

FLOORING OUR COMMUNITY...
ONE FAMILY AT A TIME.



FLOORCRAFTERS
FINISHING TOUCH CENTRE
Thornbury, Ontario

HARDWOOD . NATURAL STONE . GRANITE . FRAMELESS GLASS
King's Court, Thornbury . www.floorcrafters.ca . 519.599.5055

Frustrated With High Energy Bills?

Replace your energy-consuming furnace and air conditioners with geothermal heating, cooling and hot water. A **WaterFurnace** is the most energy efficient and comfortable system in the world. Savings up to 70%!



NOTTAWASAGA MECHANICAL
• Heating • Air Conditioning • Refrigeration
(705) 429-3512
www.NottawasagaMechanical.com



ONLINE SAVINGS CALCULATOR
Find Your Homes Savings at www.waterfurnace.ca

RENOVATE INC

We specialize in the careful application of high quality interior & exterior finishes.



- In floor electric heat
- Curbless stainless steel drain
- Porch
- Niche
- Rainhead/slidebar/bodyjets
- Custom glass enclosure
- 12" x 24" porcelain tile

ADDITIONS · RENOVATIONS · PROJECT MANAGEMENT
519.599.6612 | mick@renovateinc.ca

The Rusty Star



Solid Wood Mennonite Furniture
Handcrafted in Ontario
& Country Home Decor

LOCATED AT GREY RD. #4 MAXWELL
(519) 922-2010
www.therustystar.ca
therustystar@live.com
f /TheRustyStar

Hours: Mon-Fri: 9:00 am - 5:30 pm
Sat: 9:00 am - 5:00 pm (Closed Sundays)



TYLER SPEIRS
Designer & Owner
TS Design Build

SPECIALTY: Pushing the envelope for the area by blending contemporary styles into the natural rustic setting of the Georgian triangle.

NO LANDSCAPE IS COMPLETE WITHOUT... fire, water, art and personality.

IN FIVE YEARS... I see us solidifying ourselves as one of the premier landscape firms in the region, maintaining a steady approach to our growth, making great connections every day and exceeding our clients' expectations.

BEST TIME OF DAY: I am at my best first thing in the morning and throughout the day after a good night's rest – aren't we all? **OH**



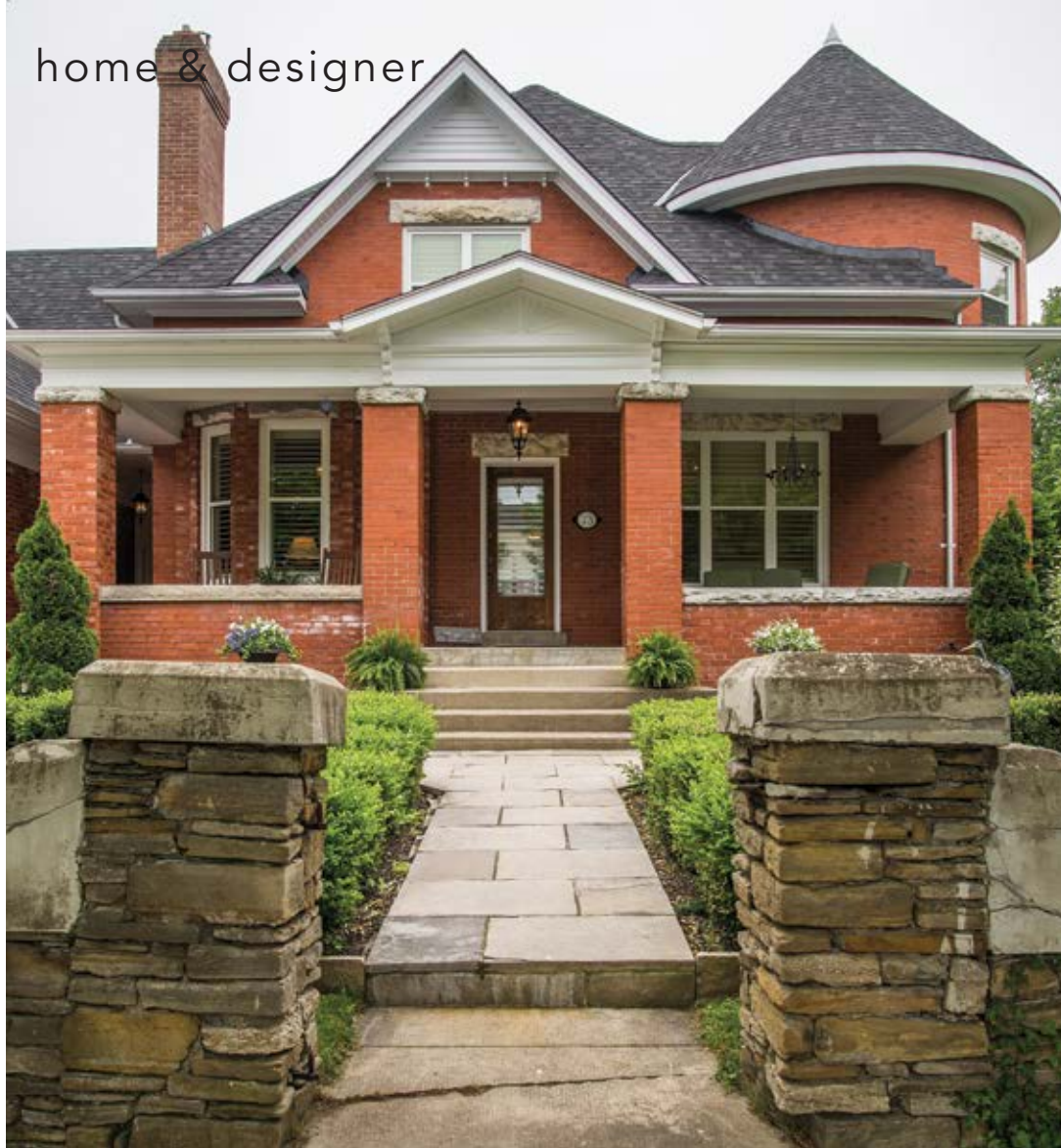
HISTORIC MAKEOVER



The large back patio has ample room for both a sitting and eating area. Striped rug and hurricane lanterns sourced at Baywood Designs. **OPPOSITE:** The original south exterior wall was left exposed in the back entry when a garage, workroom and upper bedrooms were added to the home.

STORY **SARAH ISBISTER**
PHOTOGRAPHY **SANDY MACKAY**
STYLING **SARA MARTIN**

In the close-knit community of Thornbury, updating and renovating one of the town's most recognizable 1917 landmark homes is done with many eyes watching in anticipation. *Continued on page 80*



When Marlene Peters and Brian Wilson bought the Bruce Street home in 2012, an extensive renovation had already brought the home up to impeccable condition. “The master bedroom is in the incredible round tower – it’s like a childhood dream of living in a castle – I couldn’t resist,” says Marlene as her eyes twinkle while she looks around the room. “It’s been an immense pleasure to live in a home with so much history.”

The couple have added their own layer of history to the property by purchasing the adjoining lot. They put in a beautiful pool (maintained by **Thornbury Clear Choice Pools & Spas**) and Brian built a spacious pool house to offer privacy from the street. They joined forces with daughter and interior design consultant **Lindsay Herbert**, whose store front **Baywood Designs** is two blocks down Bruce Street. Lindsay’s decorating taste and her mother’s imaginative flair have made for a stunning collaboration. So stunning, in

fact, that an offer came in this spring to buy the property that the couple couldn’t refuse; this will be their final summer to enjoy the space.

The original turreted red brick was designed and built in 1917 by Harold and Eva Pedwell. Harold was one of three sons of local lumber baron and Thornbury mayor Henry Pedwell, who had built the home across the street, now incorporated into Errinrung Residence Retirement Living and Long Term Care, where you can still see its Victorian tower. Each Pedwell son built a house on Bruce and Alice Streets sporting Victorian towers, and father Henry built a second house next door. The group of five homes is known as the Pedwell Block.

Dr. Emerson Titcombe purchased the house in 1946 and ran his practice out of the lower level until the 1980s. Many Thornbury residents remember descending the stairs to see the doctor for a cough, spots, stitches or a needle. *Continued on page 82*



TOP LEFT: One of five turreted early 20th-century homes on this block of Thornbury, much of the character has been preserved, including the stacked-stone knee wall and pillars at the front. **ABOVE:** The owner’s granddaughter (centre) and friends leap into the sparkling pool that was put in after the owners purchased the adjacent lot.

FAR LEFT: Colourful baskets line the wrought iron fence. **LEFT:** Marlene Peters (left) and Lindsay Herbert (centre) enjoy cupcakes from Thornbury Bakery with Lindsay’s daughter, Adel, and neighbouring friends.



FAR LEFT: Built-in cabinetry in the round sitting room displays the owner's collection of old cameras.
LEFT: Herbert used milk paint to enhance an old window frame to use as a mirror in the media room.
BELOW: The sitting room ceiling was recessed to allow a pair of hanging brass fixtures found at a cathedral in Havana.



Between Dr. Titcombe and the present owners, the house was completely renovated. The renovation preserved details of the original features, including the treads of the staircase, which are cleverly integrated with new flooring in both stain and texture. The front door, with its full glass, dates back to the builder of 1917 and the stacked-stone wall that surrounds much of the property hails from that time, also.

The renovation added many features, all with impeccable attention to detail. The coach house was dismantled and each brick carefully cleaned to be used for a garage and upper-level addition that almost doubled the square footage of the house. The exposed brick of the original exterior wall marks the division between the old and the new. Each bedroom, of which there are now five, has its own beautifully-appointed en suite and the lines of the ceilings are angled to parallel the rooflines. The master bedroom above the rounded sitting room has a huge walk-in closet and a magnificent bathroom. During the renovation, the basement was dug out to a depth of nine feet. Every room, including those in the basement and the attached workshop, has in-floor heating.

Continued on page 84



TOP LEFT: Red flannel bedding and a reclaimed wood lingerie chest from Baywood Designs warm up a guest room. **MIDDLE LEFT:** A guest room with a green Jaipur rug opens out to a covered balcony. **BOTTOM LEFT:** Laundry isn't a chore in this convenient, upper-level room. **LEFT:** An antique sewing machine still conducts occasional repairs in the laundry room. **ABOVE:** The gorgeous dark wood stairs connect the upper addition with the lower. An old chair gets new life with milk paint and a flouncy skirt.

BELOW: Brian Wilson built the dining room sideboard. A vase of corks has been collected by the owners. **RIGHT:** A sparkling chandelier lights up the dining table. Seat cushions and slipcovers by Baywood Designs.



LEFT: Glass-fronted cabinets in the bright kitchen display the owners' glassware. **BELOW RIGHT:** The owners created this breakfast nook with a slab of wood found in the garage and iron legs added by Desiron. **BELOW LEFT:** The balcony off the guest room sits above a curved raised patio off the kitchen.

An interest in lighting is apparent in this renovation. The hanging fixtures and sconces include a Schonbek, bearing a certificate of authenticity, many Swarovskis featuring sparkling crystals and, in one bedroom, even Swarovski crystal drawer pulls. Two brass fixtures from a Cuban cathedral in Havana hang in the living room, where the ceiling was deepened just around the two lights to add enough height for people to pass under them. Although all the fixtures are unique, they add to the rooms rather than overpower them.

"We are so impressed with the quality of the renovation and the detail in every room," says Marlene. Lindsay updated wall colours,

using Gray Owl in all the halls and Sea Haze in the living room, sourced at **Birch and Benjamin Paint Inc.** **Jim Keast Painting** worked with Brian to do the painting. Marlene found a slipcover sofa at **Terase Art and Home** and a checkered chair at **At Home Interiors**. Baywood Designs provided a Jaipur rug for the living room, slipcovers for the dining room chairs and cushions and finishing touches throughout the house.

Brian is a furniture designer, cabinetmaker and carpenter and his attractive pieces are seen throughout the house. Fine examples such as the dining room sideboard and serving piece and the master

bedroom desk show his wonderful detail.

The kitchen was redone by Appleton Kitchens during the earlier renovation. Marlene and Brian approached Appleton to add similar cabinets in the breakfast area, where they also built in a wine fridge (all appliances sourced at **Macdonald's Brandsource Home Furnishings**). A rustic wooden breakfast bar was completed by Brian with legs created by **Skot Lawrence of Desiron**. A door in this room leads out to an original raised stone patio with a small table. Surrounded by colourful plantings, it is an ideal place to enjoy breakfast or a mid-morning break. *Continued on page 86*





ABOVE: A champagne bubble bath is ready in the spacious master en suite. Double vanities and a glass-walled shower add to the luxury. **FAR RIGHT:** The master suite features ample custom storage in the walk-in closet. **RIGHT:** The round master bedroom in the home's large turret is lit by a brass chandelier. Floorlamp from Baywood Designs.

Marlene and Brian have lived in many places from Newfoundland to Halifax to Calgary and beyond. The artwork in each room reflects these areas; some pieces striking and bold, others are whimsical and yet others have a primitive style. Each piece complements the tones of the house and adds another eclectic element to the rooms.

Outside, the major plantings, stone pathways and patio were completed by **Garden Holistics Inc.** It is a beautiful area, peaceful and natural in its finishing touches and colours.

The Pedwell family and Dr. Titcombe would be pleased to see how beautifully the original home has been enhanced. With Baywood Designs' décor guidance, the home is an incredible showpiece that will endure for the people of Thornbury to admire. **OH**



LOCAL SOURCE GUIDE

At Home Interiors • Baywood Designs • Birch and Benjamin Paint Inc. • Desiron • Garden Holistics • Goldsmith's Orchard Market • Jim Keast Painting • Macdonald's Brandsource Home Furnishings • Paperwhite Flowers • Terasé Art and Home • Thornbury Bakery • Thornbury Clear Choice Pools & Spas

Architectural design

Interior design

Project management

BLACK TUSK

Development Group

519.599.3337 blacktuskdev.ca

We are proud to offer unique furniture and home decor products from "Re:nous by JK" created by Julie Asselin using reclaimed wood from century old Ontario barns.

Ask us about custom designs by this creative local artisan!

Clerkson's

Home Store

85 Hurontario St, Collingwood
(705) 445-1988

www.clerksons.com

Follow Us!

decorating



DOG & CROW:
Dog Beds



ARTISTIC RENO:
Dog-Shower

STORY JENNIFER SCHLEICH

PURRFECT DÉCOR SOLUTIONS



DOG STUFF DEPOT:
Leash Holder

Food dishes crammed in kitchen corners, leashes hanging haphazardly over benches, raggedy dog beds welcoming guests in the foyer, toys strewn across the floor and kibble scattered under the kitchen table; these are facts of life pet owners learn to live with.

It doesn't have to be this way. Pets don't have to equal clutter, and they certainly don't have to be incompatible with your décor. Seamlessly integrating your pets' needs and accessories into your home is simple, and it can be done stylishly – we promise.

BITCH NEW YORK:
Zenhaus Dog Crate



MURPHY'S PAW DESIGN:
Andrea Calo Murphy Dog Bed



BAREBIRCH: Rustic
Feeding Station



Accessories You Can't Live Without:

The luxury market has become saturated with pet accessories, so there's no excuse for unsightly dog beds and dollar-store leashes. Whether your home's style is modernly minimalist, industrial, coastal, country chic or more traditional, you can find an accessory that matches.

- Food dishes now come in patterned ceramic.
- Climbing structures for the active kitty can be works of art.
- Raised feeding stations are great organization solutions.
- A vintage suitcase cat bed is a fun living room addition.
- Leather storage bins are stylish hideaways for toys.
- Dog leash racks make great DIY projects (check the OUR HOMES Pinterest board)

Hide The Clutter In Plain Sight:

Even if you replace every pet accessory with a stylish one, you will still have too much stuff. Choosing items with multiple functions can cut down on clutter.

Have you considered solid wood end tables that double as dog crates, or how about a Murphy bed for your pet that folds up into a shelf? Try a cat tree, which on first glance appears to be a corner shelf, or replace your living room console table with a sleek alternative that cleverly conceals a litter box. The options are as endless as your imagination.

Design Your Home With Furry Friends In Mind:

From the moment you start a build or renovation you should consider every customization that will streamline your life, pets included. From feeding and bathing to storage, a good contractor will be able to offer a well-designed solution.

- Craft a built-in pet feeding station in the kitchen or mudroom.
- Construct a dog shower in the laundry room.
- Hide the pet bed in the space below the kitchen island.
- Convert unused under-stair storage into a mini dog bedroom.
- Install pocket door dog gates.
- Plan for a second slide-out garbage drawer in the kitchen: they make great pet food storage.

Fabric And Flooring:

Despite common opinion to the contrary, leather is a great option for furniture in a pet-friendly house. It's allergen resistant, easy-to-clean and should resist normal wear from most paws.

If you prefer to go the fabric route, never pick an open weave or textured fabric, which will catch claws and allow hairs to migrate into the fibres. The best options are tight-weave polyester fabrics. Fabric furniture should be vacuumed twice a week to prevent the oils from your pet's fur from penetrating the fabric.

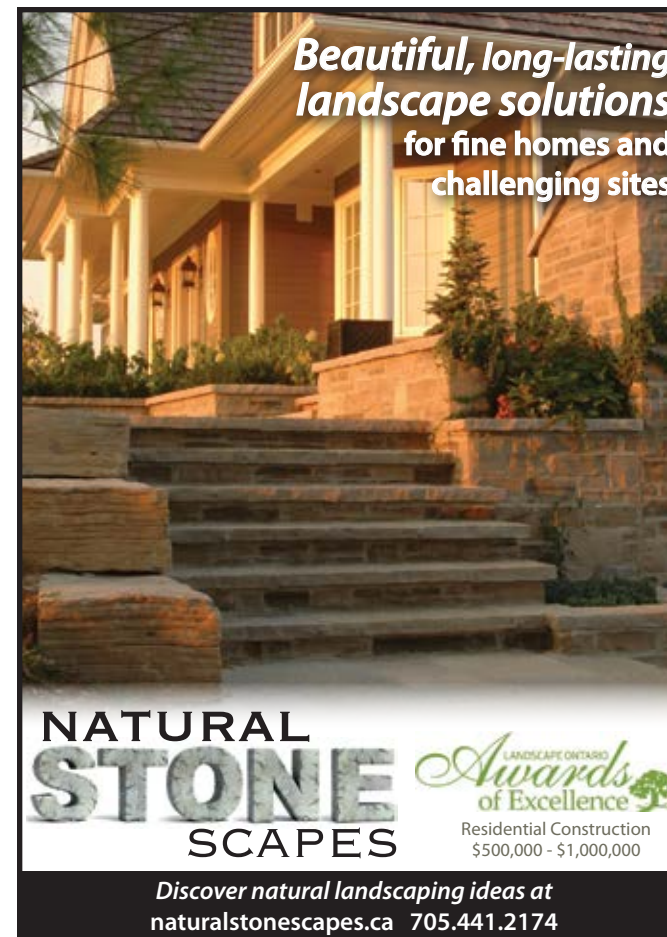
When considering carpet, keep the same tips in mind: tight weaves and short nap will go a long way to eliminating headaches. The Mohawk Group's Lees brand of carpet tiles come with a special pet warranty to protect homeowners from stains.

Though hard-surfaced floors are more popular, even the most durable hardwoods won't withstand the wear and tear from your pets. If you are set on hard-surfaced flooring, consider tile, laminate and the newer vinyl luxury products. **OH**

online

Get more design ideas at
ourhomes.ca/mag/design

*Beautiful, long-lasting
landscape solutions*
for fine homes and
challenging sites



**NATURAL
STONE
SCAPES**

LANDSCAPE ONTARIO
*Awards
of Excellence*
Residential Construction
\$500,000 - \$1,000,000

Discover natural landscaping ideas at
naturalstonescapes.ca 705.441.2174

Cabinetsmith
style • quality • affordability



*Kitchen & Bath
Renovations*

Ceramic Tiles | Hardwood | Laminate
Carpet | Area Rugs | Luxury Vinyl Tiles
Blinds | Shutters | Drapery

Now
available at
affordable
prices!

MEAFORD
CARPET & INTERIORS

Come in & visit our complete remodeled showroom!
278 Cook St., Meaford 519-538-4303
MeafordCarpets.com

LEGENDARY GROUP



Prefabricated Custom Homes

Timber Frame • Hybrid • Modern

Collingwood 705.444.0400



HYBRID
BUILDING SYSTEM

hybridbuildingsystem.com
legendarylog.com



DEVIL'S GLEN W/PANORAMIC VIEWS & POND - \$1,690,000

The road to Avalon leads to a private oasis nestled on 12+ scenic acres adjacent to Devil's Glen. This custom designed, feng shui inspired executive home boasts over 4300 sq. ft of finished living space & an oversized heated garage. Featuring 5 bedrooms (including a main floor master) and 5 full baths, den, 2 living rooms and over 1800 sq. ft. of cedar decking, the views will take your breath away! Currently being operated as a B&B, this energy efficient, passive solar designed home has geothermal heating & cooling for maximum comfort. Professionally landscaped with a spring fed pond, this spectacular home must be seen to be appreciated. View the video tour & interactive floor plans on www.SellingCollingwood.com.



SHERRY RIOUX
Broker, SRES
705.443.2793




CLAIRWOOD
REAL ESTATE CORPORATION
BROKERAGE



EMMA BAKER
Broker
705.444.3989

THE LAST RADICALS
hand **PRINT OR DIE**




COME CHECK US OUT AT OUR NEW LOCATION


100 MOUNTAIN ROAD
UNIT 3, COLLINGWOOD

705-445-6131

FEEL LIKE YOU MISSED THE BOAT?



These days, selling your home yourself can be a complex undertaking. You must set a price in tune with the local market to attract serious and pre-qualified buyers, prepare flyers, arrange showings, host open houses and be able to write and negotiate an airtight contract. It's no walk on the beach. Luckily, we can help. We're local REALTORS®, and we're real estate professionals who live, work and play in Southern Georgian Bay!



Southern Georgian Bay Association of REALTORS®

YOU deserve a *local* professional on YOUR side!
www.sgbREALTORS.com • 705-445-7295

ENDURING REVIVALS | SYMPATHETIC RENODITIONS | MODERN VERNACULARS




Pamela Farrow ARCHITECTURAL TECHNOLOGIST
pfarrow@pamhouse.ca
519 334 3456

EVOLUTION
custom building

Custom Homes | Renovations
Additions | Project Management

EVAN REID
705.888.2417
EvolutionCustomBuilding.com




Share
YOUR HOME
WITH **ourhomes.ca**



- 1 Snap a photo of your home or landscape project this summer.
- 2 Upload to social media.
- 3 Hashtag it *#ourhomesmyhome*
- 4 We'll show your home off on our website and social media pages!

facebook.com/ourhomesmag pinterest.com/ourhomesmag twitter.com/ourhomesmag

CUSTOM SIGNS
Home, Cottage & Business



VisualFX
SIGNS and DESIGNS

Made in Collingwood.
Browse sign shapes, fonts, scrolls,
3-D images, photographs & colours.
www.visualfx.ca

705.443.8840 | info@VisualFX.ca
67 Third Street, Collingwood

custom furniture
window treatments
interior design
chalk & milk paint
workshops
local craftsmanship

baywood
DESIGNS
est. 2014

43 Bruce St. | Thornbury On
519.599.5444 | baywooddesigns.com



PHOTO BY BRANDON BARRE

MIXED METAL MADNESS

ADDING GOLD TONES TO YOUR KITCHEN

STORY **YANIC SIMARD**

With summer in the air, you're probably going to want to soak up all the sunshine you can. But don't totally leave your interior in the dark! This is the year to go for gold in your kitchen, and bring a sense of timeless radiance to the room that you can bask in all year round – UV free. Take some inspiration from my own kitchen redesign, and mix a new metal into your space for first-place results. Here's how:

1 Bold and Brassy

While warm metals, in general, are seeing a huge resurgence, one humble material in particular is worthy of its newfound time in the spotlight: brass. To add a sunny metallic tone that doesn't feel too opulent, brass is the perfect understated option.

In my own home kitchen, I first opted to add brilliant brass handles to my cabinetry. Switching out cabinet hardware is an easy way to update a look, and moving from silvery steel to a warm metal creates a noticeable change instantly. Plus, research has found that copper (a fundamental element of brass) has antimicrobial qualities, for a healthier kitchen along with a beautiful design.




PHOTO BY BRANDON BARRE



2 Mix and Don't Match

One reason people may be scared to go golden in the kitchen is the cost of a total overhaul. Fear not: even warm metallics (especially balanced brass) are still very neutral, so there's no pressure to go all-in, even with stainless-steel appliances on display. The hot and cool essences will complement and energize each other, so feel free to mix in a lot or just a little.

A few simple accessories can bring a strong feeling of gold to a space even without a hardware change. Look for textural golden accents like the Talis Hammered platter in my Yanic Simard Selected collection, and repeat the material in another zone (in a picture frame, candleholder or cocktail shaker) to make it feel integrated throughout the room.



PHOTO BY BRANDON BARRE

3 A Big Splash

The future looks bright. A golden faucet makes a big statement, but with long-term potential. Brass has spent a few decades with a bad reputation, but this warm metal has enjoyed centuries of appreciation, so you don't have to worry about an investment in gold growing old any time soon.

Here in my kitchen, I upgraded to an Aquabrass Quinoa faucet with a sleek joystick control. While clean-lined faucets are still not widely available in golden finishes, many companies like Aquabrass do offer special finish options as a custom order. Alternately, try mixing the ornate details of a traditional faucet with contemporary cabinets and a sleek stone counter to create an elegant transitional style.

4 Golden Glow

Lights are a natural place to go gold, as it suits and enhances the radiance they provide, plus it always helps to add a new layer of lighting in any space, especially in a kitchen where balanced lighting is key to ease of work. *Look for brass-accented sconces* to bring a touch of gold to the walls, and pendant lights to bring some further golden sparkle to your eyeline. Keep it current and understated by choosing styles with metallic bases and glass shades (like the Lander Sconce from Crate and Barrel), for a light and airy jewelry-like effect.

(PHOTO COURTESY OF CRATE AND BARREL)



5 Tying the Knot

Wrapping up a shiny new golden look takes just a few finishing touches. Yellow accents will pick up the natural sunny undertones, so add a handful of blossoms, or display a lemon-hued cookbook (or some actual lemons).

Accents of blue will make gold pop, so toss in a few pieces of blue-hued dishware, or choose a navy cabinet treatment (like my Benjamin Moore's 2062-20 Gentleman's Grey finish). I contrasted my cabinet handles with cut crystal knobs (which you can also match from my Yanic Simard Selected collection at YSSelected.com), for the perfect mix! **OH**

online

Get more design ideas at ourhomes.ca/mag/design

>> SOURCE IT

ENGEL & VÖLKERS INTERNATIONAL LUXURY REAL ESTATE FIRM ARRIVES IN ONTARIO'S PREMIER DESTINATION



COLLINGWOOD-European-based international real estate firm, Engel & Völkers, announced the opening of its newest shop in Collingwood, Ontario, to provide a global network of distinguished services to the popular and growing community. Collingwood real estate provider, **Max Hahne**, is the owner of the new Engel & Völkers Collingwood brokerage.

Anthony Hitt, CEO of Engel & Völkers North America, welcomed Hahne to the Engel & Völkers' brand, saying, "We believe a partnership is critical with someone who will best represent our name and shares our philosophy for exceptional client service. We know we have found that in **Max Hahne**."

Engel & Völkers is one of the world's leading companies specializing in the sale of premium residential and commercial real estate, yachts and private aviation. Engel & Völkers currently operates a global network in more than 560 residential brokerages, more than 6,000 real estate professionals and 65 commercial offices spanning across six continents. Committed to exceptional service, Engel & Völkers supports its advisors with an array of premium quality business services.

705.441.5800 • collingwood.evcanada.com

(Please see ad on page 13)

ANVIL ISLAND DESIGN

This First Nations inspired Whale Wall Sculpture is created by Jack Willoughby of Nanaimo, British Columbia. Available in Stainless Steel or Aluminum, and in multiple sizes, this stunning artwork complements both modern and traditional Canadian interiors.

In his twenties, with Vancouver booming and the building industry in full throttle, Jack worked as a high-steel ironworker. An accident took him off the high steel and he retrained as a welder. His skill in this field brought him to the attention of the British Columbia Institute of Technology. Looking to expand their curriculum with



talented teachers, Jack was hired to teach the ironwork program. Using the high-tech equipment available to him at the institute, Jack made his first piece of metal art and from that point forward he put his pedal to the metal; he had found his passion.

His quirky humour comes through in his black crow series. His love of nature and the sea is apparent in his widely-collected Japanese Maple Tree sculpture and his heron and octopus series. Most popular at Clerkson's, and reflective of Collingwood's healthy lifestyles, is his athletes series featuring biking, triathletes, and runners.

Pop into Clerkson's Home Store to see the beautiful Whale Wall Sculpture and many other examples of Jack's fine metal work. Visit us at 85 Hurontario Street, Collingwood or online at: www.clerksons.com

(Please see ad on page 87)

A MISCELLANY OF THE NEW, NEAT, UNIQUE, AND FABULOUS IN SOUTHERN GEORGIAN BAY

NOTTAWASAGA MECHANICAL GIVES BACK

We are happy to announce that **Breaking Down Barriers** was the winner of our 4th Nottawasaga Mechanical Gives Back campaign. From April 8, 2015 to June 30, 2015 Breaking Down Barriers accumulated just under 600 votes on our online voting page. That was enough votes to edge out Blue Mountain Foundation of the Arts, The Door Youth Centre, Free Spirit Gardens and Wasaga Beach Cat Rescue. Congratulations to Breaking Down Barriers! We hope the \$1000 cheque will help with your efforts in our community. From left of picture presenting the cheque is *Jacob Carr* (Operations Manager, Nottawasaga Mechanical), *Andrea Abbott-Kokosin* (Executive Director).



There will be 5 charities involved in the next round of voting. Voting has already begun! Please cast your votes at our website. www.nottawasagamechanical.com (Please see ad on page 75)

BLUE FAIRWAY PUTS FUN AND RELAXATION AT RESIDENTS' DOORSTEP

MacPherson Builders has launched Phase II of Blue Fairway, a luxury lifestyle community of bungalow loft and two-storey townhomes in the heart of Ontario's four-season playground.

Phase II includes a fully equipped onsite fitness centre with elliptical trainers, treadmills, free weights and a yoga/stretching area as well as a 20 x 48 ft. outdoor saltwater pool - experiences which complement the abundance of other outdoor pursuits nearby. Blue Fairway backs onto the Cranberry Atoka golf course, is steps away from the Georgian Trail and the Cranberry Marina.

Residents have easy access to Collingwood's quaint downtown area with its unique shops and restaurants via the extensive in-town trail system. The homes are also a short drive to Blue Mountain, several private ski clubs and three Nordic courses.



"There has been strong interest in Blue Fairway all along and it's even greater now that word is getting out about the fitness centre and pool," says sales representative Jennifer Wootton. "The feedback we're getting from our buyers is that while the quality of our homes and our fabulous location are important, the onsite amenities are also a key factor in choosing our community over other area developments."

705.293.2201 • www.bluefairway.ca

(Please see ad on page 11)

DECKS! EEK...

To put it bluntly, people have unrealistic expectations about decks and the products designed to help protect them. To put it into perspective: Imagine lying on the beach for a year - 24 hours a day, seven days a week, 365 days - with no time off for holidays. How long do you think it would take for you to be burned to a crisp? You may not make it through the first day. A coat of stain is about as thick as a layer of skin and no sunbather is repeatedly walked over while lying on a beach. Decks take quite a beating.

Continued on page 96

ourhomes

STYLE • COMFORT • IDEAS • REAL ESTATE

To order a listing in MARKETPLACE, contact Simone at 705.888.1959, simone.steriorisk@ourhomes.ca or Suzanne at 519.538.4528, suzanne.strong@ourhomes.ca

BlueWater★ProTeam

PROPERTY RESTORATION SPECIALISTS

Water • Fire • Wind • Mould • Asbestos



1-866-622-0106 • www.bluewaterproteam.ca

Dependable Cleaning

MOLLY MAID

Contact us today for a free in-home estimate:

1-866-629-5396

julie-waltho@mollymaid.ca

JOHN THOMPSON MOVERS

Moving your world!

Local • National • Worldwide Moving

The Area's Premier Moving Company for Over 45 Years.

519.376.7613

1-800-567-5354

Competitive Pricing and Professional Service

jtmovers.com



Advertise in our Fall
Issue & get noticed!

Give YOUR BUSINESS the benefit of premium exposure to our extensive targeted readership!

ADVERTISING INQUIRIES & SALES, PLEASE CONTACT:

Simone Sterio-Risk • 705.888.1959
simone.steriorisk@ourhomes.ca

Suzanne Strong • 519.538.4528
suzanne.strong@ourhomes.ca

ourhomes

STYLE • COMFORT • IDEAS • REAL ESTATE

SOUTHERN GEORGIAN BAY

MARKETPLACE

The Water Store

Is your water
softener efficient?

Save as much as
27,000 litres a year with an
AquaMaster vs.
a conventional softener.

10 Keith Avenue Unit 302, Collingwood, ON L9Y 0W5
(705) 446-1330 www.waterstoresgroup.com



AQUAMASTER
home water appliances

Sandy HAMILTON
PLUMBING & HEATING INC.

JUST GOT THE UTILITY BILL

Many smart homeowners no longer dread receiving their monthly bills. That's because they made the switch to WaterFurnace geothermal heating and cooling technology. So relax, and take control over those utility bills.

NORTHERN
HEATING & VENTILATION

PLUMBING, HEATING, A/C, GEOTHERMAL & WATER TREATMENT

Collingwood • Markdale
Owen Sound • Durham
705-444-2736 • 519-986-3307
800-661-5796 • 519-369-1011
northern@sandyhamilton.ca

WaterFurnace
Smarter from the Ground Up

BEAR ELECTRIC

705.441.4085 10 Years!
Commercial & Residential

Bryan E.A. Richardson
Licensed Master Electrician
ECRA/ESA #7002990



Dedicated to Excellence in
Service and Performance

Serving the
Georgian Triangle
info@bearelectric.ca

Service ONE
Restoration and Remediation Specialists



- 24/7 EMERGENCY SERVICE -

705-445-9799 1-877-545-9799

serviceone@bellnet.ca www.service-one.ca



>> SOURCE IT



Here are some **DO's** and **DON'T's**:
DON'T wait six months to a year before applying any sort of treatment on a new wood deck. The elements begin to attack wood immediately, destroying its lignin (lignin is the organic substance binding the cells).

DO the splash test. Splash some water onto a few boards. If it is absorbed, that means the wood is not protected and it's time to clean and seal. Three big **DO's** are cleaning; stripping old finishes; then staining the deck. There are excellent products in the market for cleaning your deck; stripping your deck; and finally staining and protecting your deck. If the manufacturer's recommended application is followed, your deck will look spectacular.

Robinson's Paint and Wallpaper
 129 Hurontario St, Collingwood

705.445.0601 • www.robinsonspaint.ca (Please see ad on page 10)

STICKS AND STONES

At Sticks and Stones our Craftsman Derek Mach views our furniture and spaces as canvases in which to display functional pieces of art through skilled trades; our goal is to provide unique and well designed handmade furniture, built-ins and whole living spaces that will last for generations. Driven by the inherent beauty found in nature we use wood, stone, concrete, metal and glass to create these



works of art. Always searching for new ways to celebrate and showcase the sometimes hidden beauty found in the material. We embrace thoughts and ideas from our clients. We get a true sense of satisfaction using our expertise and a client direction to create pieces with a balance of form and function. This collaborative design approach mixed with our diligence in never cutting corners ensures that our work will endure the test of time and will be enjoyed by many generations. We are currently gearing up for an open house and furniture sale in the Blue Mountains. This will introduce Sticks and Stones and our craftsman, Derek Mach, to the community. Visit us at Sticks-Stones.ca (Please see ad on page 105)

KNIGHTS' HOME BUILDING CENTRE

Knights' Home Building Centre in Meaford has been a family owned and operated business for over 100 years. Since opening a 21,000 square foot new location in the summer of 2010 they have added a thriving new installation service to provide you with support from design to completion. From custom kitchens, to windows and hardwood floors, our design expert Tracy Whiteside and our installation professionals can turn your ideas into reality.

Knights' Home Building Centre is part of the Knights' of Meaford brand that is now solely used for the solid strip hardwood flooring that they have produced at the Edwin Street location since 1912. Knights' of Meaford is the oldest, continuous manufacturer of hardwood flooring in Canada.



A MISCELLANY OF THE NEW, NEAT, UNIQUE, AND FABULOUS IN SOUTHERN GEORGIAN BAY

Featuring a wide selection of materials from brands such as Kitchen Kraft, Ceaserstone, Kohltec Windows, Benjamin Moore and Levolor Blinds the possibilities are endless!

519.538.2000 • 206532 Hwy 26, Meaford (Please see ad on page 67)

THE EXECUTEAM ADVANTAGE

We are The ExecuTeam Advantage at Clairwood Real Estate in downtown Collingwood. We hail from different parts of the world, Emma from England and Sherry from New Brunswick. We have made our mark in this area with a proven track record of success. Having joined forces to market our listings and give maximum exposure to the properties we represent, we understand what buyers and sellers are looking for. From our unique marketing programs using the latest in technology to our 7 days-a-week availability, we know how to get the job done. We provide a wealth of area knowledge as well as a comprehensive understanding of complex real estate rules and regulations. From the first moment of contact, you will be made to feel a part of our team – a team who works together with our clients to get the job done. Residential real estate is a complex business, but when you choose professionals who stake their reputations on their service, knowledge and negotiating skills, it is a win-win for everyone involved. When looking for a REALTOR®, give us a call and we will help you find the perfect place to call home.

Emma Baker, Broker 705.444.3989

Sherry Rioux, Broker 705.443.2793

www.SellingCollingwood.com (Please see ad on page 58 & 59, 89)



OUR PLAN WILL HELP BRING YOUR DREAM HOME TO LIFE

Alair Homes of Collingwood is proud to bring honest, ethical construction practices to this great community. Our Collingwood general contracting team offers custom home building services, renovation expertise and a wide range of commercial construction services. We provide unbiased support, completely open lines of communication and the highest level of transparency.

Our Collingwood construction firm is owned and operated by Kevin and Laurie Blair. Kevin has a unique understanding of this area and the construction needs of residents here. Kevin acts as a hands-on project manager on many of his builds, and he takes the time to understand the customer's vision and create a plan that helps to bring it to life.

Whether your dream is to finish your basement, add a gourmet kitchen to your Simcoe County home, update the powder room in your Collingwood rental property or build a new home along the shores, Alair Homes provides the best prices on the highest quality workmanship, materials and supplies. Our reputation for excellence has earned us the respect of top construction vendors throughout North America, and we use this reputation to leverage the lowest prices and best contract terms for our customers.

Visit us at www.AlairHomes.ca (Please see ad on page 53)



He beat my
Mom
100 times.



She only got
flowers
once.



24 Hour Crisis Line
 1.800.265.2511

705.444.2511

TTY: 705.444.5266

Admin: 705.444.2586

myfriendshouse@myfriendshouse.ca

Box 374, Collingwood, Ontario L9Y 3Z7

www.myfriendshouse.ca

Over 20 years
of keeping
families
safe.

Please Donate
Give Hope

OUTDOOR PATIO clearance SALE



CAST ALUMINUM • WICKER • UMBRELLAS
 DINING SETS • LOUNGE SEATING



WE ARE MAKING ROOM FOR OUR
Interior Fall Collection

LEATHER & FABRIC • ORGANIC MATTRESSES
 MENNONITE SOLID WOOD FURNITURE • SOFAS
 BEDROOMS • SECTIONALS • CHAIRS
 DINING • HOME DÉCOR & MORE



Tyme Home
 Custom Interiors & Outdoor Patio
tymehome.com

Canadian Made. Made to Order.

20 Balsam St. Unit#12, Collingwood 705.812.6777

Mon-Sat 10-6 Sun 11-4

english cottage

MAXIMALISM

STORY **ANNE TAIT** | PHOTOGRAPHY **SANDY MACKAY** | STYLING **SARA MARTIN**

A visionary couple with a penchant for collecting have created their own version of maximalism in Collingwood – a space that is warm, colourful and packed with carefully curated delights. It's not quite the opposite of minimalist; everything in it has a purpose and place. As the homeowner describes: "It's funky."

Continued on page 100



A pair of pool-side lounge chairs welcome the owners outside the master bedroom walk-out.
OPPOSITE: The English garden at the side of the pebble stone house contains sculpted shrubs and white rose trees.



TOP: A shag rug and pair of slipcovered sofas provide a neutral base in the great room for the owners to get creative with red, orange and green accents. Big pots and bowls give shape and colour to the space. Floral arrangement by Paperwhite Flowers. **ABOVE LEFT:** A custom cabinet available at Leuk contains collections of books, magazines and figurines. **ABOVE RIGHT:** The owners mix modern furniture with antiques and layer sculpture with artwork. The front entry is a space to collect canes and interesting umbrellas.

Penny and Ray Jones's early years in England played a role in defining who they are today. Moving as a young couple to Canada – Ray in 1971 for a job, Penny a few months later with two young daughters in tow – the pair started life in Collingwood managing a youth hostel at Blue Mountain. “We’ve always been resourceful,” reflects Penny. “We had nothing when starting out in England. I worked with what I had and learned to make do. I guess that just stuck.”

Penny’s passion for collectables led her to open **Clarksburg Antiques** with friend and business partner **Dorothee Potter**. A retirement project for the friends, the shop is open on weekends or by appointment and the selections are fascinating. Ray, after a lengthy career in the tiling industry, now designs and builds furniture in a workshop that hugs the backyard patio and pool area of their home.


When Penny and Ray were ready to downsize from their family home in 2006, Penny knew exactly what she was looking for: a smallish house with character, a private backyard, an outdoor living space and a garden. Anxious to recreate the functionality and privacy they were used to, they found a charming location in one of Collingwood’s oldest neighbourhoods. The property offers the perfect hub for family visits and holidays, especially with five grandchildren living nearby.

From the street, many remark on the English cottage feel. Says Penny, “The house was built in the 1940s and people in town still remember the owner lugging buckets of stones from Georgian Bay to create the decorative exterior detailing. It became known as the Pebblestone House.” A country garden to the right of the entrance adds to the character. A hard winter took its toll on a number of Penny’s prized shrubs and roses, and one of her summer projects will be to source and replace at least one of her white standard rose trees.

The original house was 650 square feet; it is now 1,650. The couple worked with **Garth Wilson Design** in Stayner to design the rear addition. “We lived in the space before renovating so we knew what needed to be done,” notes Penny. Drywalling by **Marcel Rutte Drywall Inc.** and electrical work by **Wayne Eccles of Tri-Bro Electrical Ltd.** completed the project. *Continued on page 103*



ABOVE LEFT: Her affinity for round objects led the owner to display a dozen globes on the sidebar beside the bridge table. **ABOVE:** Oversize lab beakers fill the window to the rear addition. A bright red marble slab provides a breakfast bar in the compact kitchen. **LEFT:** Tea and scones are served at the custom dining table built by Ray Jones, with slim modern chairs to keep the space compact. Salon artwork and a large mirror fill the walls.



FAR LEFT: Coral and seashells decorate the shelves in the master bathroom, tiled by Tiffany Jones of Sister's Enterprise. **LEFT:** Natural fabrics of linen and rawhide in the master bedroom enhance the simple four-poster bed built by Ray Jones. An antique French celluloid doll sits on the vanity, passed down from the owner's mother. **BELOW:** Penny Jones and Beau sit on the steps that connect the original pebble stone house and the newer addition. Books fill the library wall along with family photos and artwork by Andrew Peycha. **OPPOSITE:** Regular bridge games are held in the rear addition beside a cabinet of fascinating curios.



Inside, the open-concept living/dining space is rustic, warm and easy going. A custom dining table and other furniture crafted by Ray himself and tall rustic cabinets from **Leuk Bij Hermas Interiors** in Collingwood fill the space. A corner cabinet houses a collection of Staffordshire dog figurines, a nod to the couple's British roots.

The kitchen is compact. "I'm used to a space this size and it works," says Penny. Ray built the kitchen cupboards and added the finishing details. Tiling throughout the house

(heated travertine marble floor tiles, kitchen and bathroom backsplash areas) was done by Ray and the couple's daughter, **Tiffany Jones of Sister's Enterprise**.

Today the home is a showcase for the couple's treasured art collection, including works by several local artists and some international pieces. Always interested in art, Penny joins a class for figural painting and oils whenever she can. "Art is an expression of yourself, no one else," she smiles.

Salon-style artwork brings the walls alive.

Penny follows the work of local artists who capture the spirit of Southern Georgian Bay and keeps on top of upcoming exhibitions and shows. With an early connection to the late local artist **Robert G. Kemp**, known for his love affair with the people and landscapes of this area, she is delighted to have two pieces of Kemp's work, now in short supply. The couple have since expanded their collection with other local artists, including **Alice Cowan, Andrew Peycha, Jonathon Houghton, Angela Plesa** and **Jason MacLaren**. *Continued on page 104*



A shaded sitting area beside the pool is filled with bird cages, wicker sculpture and other airy outdoor treasures.

The couple's love of nature and the outdoors is evident everywhere. Through the kitchen down into the rear addition reveals a library and media space with walk-out to the patio and pool area. Broad sliding doors extend the space indoors and out. Windows and doors were supplied by **Cedarport Window and Door Centre Inc.** Evenings are often spent in this room, ideal for reading, TV watching or

cuddling with the couple's three cats.

Stepping outside, visitors enter an intimate and relaxing sanctuary. Penny and Ray carefully planned this unique space, considering pool and furniture placement, focal points and traffic flow, sourcing the rockery and trees with help from **Natural Blends** landscaping. The saltwater lap pool installed by **Clark's Pools and Spas** when

the grandchildren were small now includes geyser fountains, adding to the tranquility.

Wooden decks service the patio area – one off the master bedroom and one by the pool. The patio consists of wood and stone, with poured cement surrounding the pool. A metal gazebo with a retractable canvas roof gives much needed shade for outdoor lounging, offering the perfect hub for family gatherings.

Continued on page 106

PORTER SKELTON
& ASSOCIATES LTD
SINCE 1987

The quality design-build solution trusted by homeowners for over 25 years. Positive relationships, creative designs and clear process with every project.

DESIGN~BUILD~RENOVATE~RESTORE

Office-Shop: 14 Stewart Road, Collingwood
705-444-1999 Info@porterskelton.com

FRESH DESIGN
519 599 7115
fresh.design@sympatico.ca
CUSTOM INTERIORS

UPHOLSTERY SLIPCOVERS DRAPERY BEDDING
BLINDS COWHIDES & RUGS TOSS CUSHIONS
MARINE DESIGNER FABRICS

**NORTHLAND
CUSTOM FLOORING INC**

"You are walking on our reputation"

**Specializing In...
Dust Free Refinishing**

We Supply & Install
Unfinished, Pre-finished &
Reclaimed Flooring
(Solid, Engineered, Laminated)

705.429.7543
Info@NorthlandCustomFlooring.ca
NorthlandCustomFlooring.ca

Specializing in all things
CARPENTRY & MASONRY

**STICKS
&
STONES**

Like us on facebook:
facebook.sticks-stones.ca

- Furniture
- Cabinetry
- Millwork

STICKS & STONES
Sticks-Stones.ca
705-888-1105

- Stonework
- Countertop
- Renovations



Three geysers transform the lap pool into a fountain water feature. Seven-year-old euonymus vines have been trained across the fence and a collection of wash tubs hangs at the ready. **BELOW:** Ray Jones' garage workshop looks out at the Japanese red maple and pool for inspiration.



Bordering landscaping includes euonymus plants and espaliered euonymus, trained to form a dramatic cross-hatched living wall against the flat cedar fence at the far end of the pool. An ornamental Japanese red maple adds a shock of colour and decorative grasses create movement while a collection of gazing balls are peppered through the foliage to add shine and interest.

The couple try to strike a balance between relaxing in their space and working on it. "We're never really finished," laughs Penny. "We like to move things here and there, add new pieces, try new things. There is always detailing, things to replace or fix. We just like to be busy." **OH**

LOCAL SOURCE GUIDE

Cedarport Window and Door Centre Inc. • Clark's Pools and Spas • Clarksburg Antiques • Garth Wilson Design • Goldsmith's Orchard Market • Leuk Bij Hermas Interiors • Marcel Rutte Drywall Inc. • Nature's Edge Landscaping • Paperwhite • Sister's Enterprise • Tri-Bro Electrical Ltd.

**HAND-CRAFTED FOR
CANADIANS BY CANADIANS**



Discover the best quality
hand-crafted solid pine furniture
cottage country has to offer.
— STAYNER, ONTARIO —

kaon
FURNITURE

www.kaonfurniture.ca
kaonfurniture@gmail.com
1-800-693-2233
7446 County Rd. 91,
Stayner, ON.

**A "MARK" OF
EXCELLENCE**



Specializing in
**CUSTOM HOMES • ADDITIONS
RENOVATIONS • PROPERTY MANAGEMENT**
CELL 519.373.9577 HOME 519.538.3372
www.amcontractingmeaford.com

GEMINI
POOLS



POOLS • LANDSCAPING

519.217.1593 CALEDON ORANGEVILLE
416.936.6469 TORONTO
705.279.SWIM BARRIE • COLLINGWOOD MUSKOKA
geminipools.ca • geminilandscapes.ca

Transform
light into
beauty.

**\$250
Rebate**
when you purchase
"Silhouette" with
UltraGlide.

HunterDouglas

Georgian Custom Décor

WINDOW TREATMENTS, UPHOLSTERY, FABRIC, CUSTOM BEDDING

519-924-1907

GREY ROAD 13, EUGENIA
WWW.GEORGIANCUSTOMDECOR.COM

directory

OUR HOMES attracts the area's finest businesses to advertise in our pages, and utilize our unparalleled distribution and coffee-table appeal to market their products and services. We're making it easier for you, our readers, to become educated as you plan your home-and real estate-related purchasing decisions. The listings below are organized alphabetically by industry.

ARCHITECTURAL TECHNOLOGISTS

PAM FARROW ARCHITECTURAL
TECHNOLOGIST *Page 91*

AUDIO VIDEO/HOME AUTOMATION

RED BRICK GROUP *Page 63*

BBQ'S

COLLINGWOOD HOME HARDWARE
BUILDING CENTRE *Page 71*

BUILDERS

A.M. CONTRACTING *Page 107*

ABSOLUTE CRAFTSMEN LTD. *Page 77*

ALAIR HOMES *Page 53, 96*

BLACK TUSK DEVELOPMENT GROUP *Page 87*

BOB ARMSTRONG CONSTRUCTION *Page 67*

CARTER ALLEN *Page 69*

CASWELL CONTRACTING *Page 111*

EVOLUTION CUSTOM BUILDING *Page 91*

L. PATTEN & SONS LTD. *Page 51*

LEGENDARY GROUP *Page 89*

MACPHERSON BUILDERS *Page 11, 94*

PARAGON CARPENTRY *Page 37*

PATRICK B. COULTER & ASSOCIATES INC
Page 73

PORTER SKELTON & ASSOCIATES *Page 105*

RENOVATE INC. *Page 75*

SCOTBUILD *Page 34*

SOLCORP DEVELOPMENTS *Page 27*

UPSTREAM CONSTRUCTION *Page 65*

VALLEYVIEW CONSTRUCTION *Page 28*

VILLAGE BUILDERS *Page 43*

BUILDING/LANDSCAPE SUPPLIES

COLLINGWOOD HOME HARDWARE
BUILDING CENTRE *Page 71*

KNIGHTS' HOME BUILDING CENTRE
Page 67, 96

MOGGIE VALLEY TIMBER INC. *Page 53*

ZWART'S TOPSOIL & LANDSCAPE
SUPPLIES *Page 115*

CABINETS & MILLWORK/CUSTOM
FURNITURE/WOODWORKING

STICKS 'N STONES *Page 96, 105*

CHARITABLE ORGANIZATIONS

MY FRIEND'S HOUSE *Page 97*

CHIROPRACTIC/BODYWORK

BAYSIDE WELLNESS *Page 113*

CLEANING

MOLLY MAID *Page 95*

THE CARETAKERS HOUSEKEEPING
SERVICES *Page 109*

CONCRETE/MASONRY/STONEWORK

STICKS 'N STONES *Page 96, 105*

ZWART'S TOPSOIL & LANDSCAPE
SUPPLIES *Page 115*

COUNTERTOPS/GRANITE & STONE

DI PIETRA DESIGN *Page 35*

DESIGNERS & HOME STAGING

ABBOTT DESIGN LTD. *Page 63*

BAYWOOD DESIGNS *Page 91*

BLACK TUSK DEVELOPMENT GROUP *Page 87*

FAD FARROW ARCARO DESIGN *Page 29*

ELECTRICAL

BEAR ELECTRIC *Page 95*

CLARKSBURG CONTRACTORS *Page 69*

EXCAVATING/SITE PREP/SEPTIC

ARDIEL SEPTIC SERVICES *Page 111*

JON'S EXCAVATING LANDSCAPE
CONSTRUCTION *Page 111*

FABRIC/BEDDING/UPHOLSTERY

FRESH DESIGN *Page 105*

GEORGIAN CUSTOM DÉCOR *Page 107*

FIREPLACES & STOVES

CHANTICO FIREPLACE GALLERY *Page 25*

CLARKSBURG CONTRACTORS *Page 69*

FLOORING, STAIRS & TRIM

BARRIE TRIM *Page 55*

DEAN'S CARPET ONE FLOOR & HOME

Page 73

FLOORCRAFTERS FINISHING TOUCH
CENTRE *Page 75*

GEORGIAN DESIGN CENTRE *Page 12*

KNIGHTS' HOME BUILDING CENTRE

Page 67, 96

MEAFORD CARPETS & INTERIORS *Page 89*

MOGGIE VALLEY TIMBER INC. *Page 53*

NORTHLAND CUSTOM FLOORING *Page 105*

PR ANTIQUE FLOORING *Page 69*

FOOD/DRINK/CATERING

THE LIVELY OLIVE *Page 41*

FURNITURE & APPLIANCES

HOME FURNITURE & APPLIANCES *Page 35*

LEONS *Page 5*

MACDONALD'S BRANDSOURCE
FURNITURE & APPLIANCES *Page 43*

GARDEN CENTRES/GREENHOUSES/
FLORISTS

PAPERWHITE FLOWERS *Page 20*

GEOTHERMAL

CLARKSBURG CONTRACTORS *Page 69*

NOTTAWASAGA MECHANICAL *Page 75, 94*

SANDY HAMILTON PLUMBING &
HEATING INC. *Page 95*

GOLF & COUNTRY CLUBS

OSLERBROOK GOLF & COUNTRY CLUB
Page 8

HEATING & COOLING

CLARKSBURG CONTRACTORS *Page 69*

NOTTAWASAGA MECHANICAL *Page 75, 94*

SANDY HAMILTON PLUMBING &
HEATING INC. *Page 95*

Because you have
things to do...or not.



Clear your head while we clean your space.



Extra special cleans for extra special
homes, cottages & boats!

Environmentally Friendly Products | Fully Insured, Honest and Reliable

Rachelle Gauvreau thecaretakers@rogers.com 705.443.7790

caretakershousekeeping.ca

Continued on page 110

directory

Continued from page 108

HOME DÉCOR & FURNITURE

BAYWOOD DESIGNS *Page 91*
C & G SOLID WOOD FURNITURE *Page 51*
CLERKSON'S HOME STORE *Page 87, 94*
COLLINGWOOD HOME HARDWARE BUILDING CENTRE *Page 71*
CORINTHIAN KITCHEN & BATH STUDIO *Page 71*
GEORGIAN BAY LIVING *Page 65*
GEORGIAN DESIGN CENTRE *Page 12*
HOME FURNITURE & APPLIANCES *Page 35*
KAON FURNITURE *Page 107*
LEON'S *Page 5*
LĚUK BIJ HERMAS INTERIORS *Page 71*
MACDONALD'S BRANDSOURCE FURNITURE & APPLIANCES *Page 43*
STONE HOME DESIGN *Page 33*
THE RUSTY STAR *Page 75*
TIMBERWIND RUSTIC INTERIORS *Page 77*
TYME HOME CUSTOM INTERIORS & OUTDOOR PATIO *Page 97*
VAN ALLAN DESIGN CENTRE *Page 20*

HOME IMPROVEMENTS/ RENOVATIONS

KNIGHTS' HOME BUILDING CENTRE *Page 67, 96*
RENOVATE INC. *Page 75*
TOP DRAWER INTERIORS *Page 69*

KITCHEN & BATH

COLLINGWOOD HOME HARDWARE BUILDING CENTRE *Page 71*
CORINTHIAN KITCHEN & BATH STUDIO *Page 71*
GEORGIAN DESIGN CENTRE *Page 12*
KNIGHTS' HOME BUILDING CENTRE *Page 67, 96*
MEAFORD CARPETS & INTERIORS *Page 89*

LANDSCAPING/LAWN & GARDEN

GARDENS OF PRESTIGE *Page 24*
GEMINI POOLS *Page 107*
HACKSTONE LANDSCAPES *Page 29*
HEARTWOOD LANDSCAPES & GARDENS *Page 51*
JON'S EXCAVATING LANDSCAPE CONSTRUCTION *Page 111*
NATURAL STONESCAPES *Page 89*
OASIS NORTH LANDSCAPES *Page 34*

RETREAT LANDSCAPE DESIGN *Page 37*
SPRINGSAPES LANDSCAPING *Page 111*
THE LANDMARK GROUP *Page 19*
TYLER SPEIRS DESIGN *Page 15*
WILLOWSTONE *Page 39*
ZENG LANDSCAPING *Page 26*

LIGHTING

GEORGIAN DESIGN CENTRE *Page 12*
VAN ALLAN DESIGN CENTRE *Page 20*

MOVING & STORAGE

JOHN THOMPSON MOVERS *Page 95*

NEW HOME COMMUNITIES

BLUE FAIRWAY - MACPHERSON BUILDERS *Page 11, 94*
BLUE HORIZON *Page 23*
CHESTNUT PARK - FAR HILLS *Page 6*
GEORGIAN BAY ESTATES LIMITED PARTNERSHIP *Page 116*
GRANDVIEW HOMES *Page 3*
HANSON DEVELOPMENT GROUP *Page 16*
MACPHERSON AT WINDROSE ESTATES *Page 9*

PAINTING & DECORATING

KNIGHTS' HOME BUILDING CENTRE *Page 67, 96*
ROBINSON'S PAINT & WALLPAPER *Page 10, 94*

PLANNING AND PROJECT MANAGEMENT

KRISTINE LOFT / LOFT PLANNING INC. *Page 51*

PLUMBING

CLARKSBURG CONTRACTORS *Page 69*
SANDY HAMILTON PLUMBING & HEATING INC. *Page 95*

POOLS, SPAS, HOT TUBS & SAUNAS

GEMINI POOLS *Page 107*

PROMOTIONAL PRODUCTS

THE LAST RADICALS *Page 90*

REAL ESTATE

CENTURY 21 MILLENNIUM INC. - HELEN KIMBLE *Page 53*
CENTURY 21 MILLENNIUM INC. - KEVIN WOOLHAM *Page 2*
CHESTNUT PARK *Page 21*
CHESTNUT PARK - THE MOVIE GALS *Page 7*
CLAIRWOOD REAL ESTATE *Page 58 & 59*
CLAIRWOOD REALTY EXECUTEAM *Page 89, 96*
ENGEL & VÖLKERS *Page 13, 94*
RE/MAX FOUR SEASONS REALTY LIMITED - DOUG GILLIS *Page 14, 39, 41*
ROYAL LEPAGE LOCATIONS NORTH REALTY *Page 4, 28*

RESTORATION SPECIALISTS

BLUEWATER PRO TEAM *Page 95*
SERVICE ONE *Page 95*

SIGNAGE

VISUALFX SIGNS AND DESIGNS *Page 91*

SPECIAL ASSOCIATIONS

SOUTHERN GEORGIAN BAY ASSOCIATION OF REALTORS *Page 90*

SPECIAL EVENTS

ROYAL LEPAGE LOCATIONS NORTH HOLIDAY HOME TOUR *Page 33*

WATER TREATMENT

THE WATER STORE *Page 95*

WINDOW FASHIONS

ASHTON'S BLINDS.DRAPERIES.SHUTTERS *Page 53*
BAYWOOD DESIGNS *Page 91*
DEAN'S CARPET ONE FLOOR & HOME *Page 73*
FRESH DESIGN *Page 105*
GEORGIAN CUSTOM DÉCOR *Page 107*
MEAFORD CARPET & INTERIORS *Page 89*

WINDOWS & DOORS

BARRIE TRIM *Page 55*
CEDARPORT WINDOW & DOOR CENTRE INC. *Page 17*
KNIGHTS' HOME BUILDING CENTRE *Page 67, 96*

Learn how to protect your *home*, your *land*, your *water*.

We can find your septic system!
septic tank pumpout | septic inspections
septic system total maintenance program
septic system problem solving



WE PROVIDE FAST, FRIENDLY 24 HOUR SERVICE!



info@ardielseptic.ca
519.599.5997 705.446.4142
www.ardielseptic.ca

CASWELL CONTRACTING

- Excavation
- Concrete Forming
- Stamped Concrete
- Custom Home Building
- Home Renovation
- Agriculture Building
- Engineering
- Building & Refinishing Furniture

Ryan Caswell
General Contractor/Owner

Creemore, ON | 519.270.5035
caswellcontracting.ca



JON'S EXCAVATING
LANDSCAPE CONSTRUCTION

For Free Estimates, please call Jon:

519-379-5725 jonslandscaping@gmail.com



Grading | Foundation waterproofing | Small to mid size ponds
Snow Plowing | Retaining wall | Walkways and patios
Interlocking stone | Topsoiling | Sodding | Trenching | Lot clearing
Tree planting | Sprinkler Systems
Flatbed services | Demolition | Fencing



Springscapes
Landscaping

Interlock Stone	Sod
Decks & Fences	Grading
Lawn Care	Landscape Design

Call Us Today
For a **FREE Estimate!**



705.888.7554
www.springscapes.ca

OUR HOMES is committed to ensuring the businesses above appear under the correct headings. To make a correction, or to have your business listed under more than one heading, please email us at jamie.jefferson@ourhomes.ca. To have your business listed in our Home Resource Directory, call us to advertise at 705.730.3827.

how to GRILL the PERFECT STEAK

STORY ADRIENNE BROWN

Almost anyone can toss a burger on the barbecue and be happy with how it's cooked. A steak? Not so simple. But with a little prep and some know-how, it can be just as easy to cook a succulent, juicy steak on the grill as anything else.

Jamie Hussey, Executive Chef at Glen Abbey Golf Club in Oakville, Ontario, recommends strip loin or sirloin steaks for the grill. "They have a better flavour, and they are robust," he says.

Ted Reader, the author of *Gastro Grilling*, agrees but adds that he loves rib steak too. "I like my steaks to be cut about one-and-a-half to two-inches thick and weigh about 12 to 16 ounces each, depending on the cut. A thicker steak will cook more evenly and give you a little wiggle room in case you get distracted," he says.

Prepare your steaks

According to Reader, good quality steaks do not need to be marinated or tenderized – only if you want to add a certain flavour.

On the other hand, if you're using a tougher cut, marinate it for at least a day before grilling. Hussey recommends a base of red wine, garlic and herbs – and always a ratio of two-to-one for oil and vinegar.

Salt your steaks just before grilling. This will give them a nice crust. This is the time to season with herbs and garlic if you like, too. Chef Hussey says chimichurri is his favourite steak finisher of all time.

Bring your steaks to room temperature before placing them on your barbecue.

Hit the grill

Cook your steaks for a short time at a high temperature. "Six hundred degrees Fahrenheit or higher if you can," says

Reader. Leave your barbecue lid open and resist the temptation to poke your steaks.

Never overfill your grill. Leave at least an inch-and-a-half clearance around each piece of meat.

Cook your steaks to your preferred doneness (see our chart), and then let them rest for 10 minutes before serving, says Chef Hussey. This prevents bleeding onto your plate.

Never cut your meat to check whether it's cooked to your liking. "Cutting the steak lets all the natural juices escape, leaving you with a dry and tasteless piece of meat," says Reader.

Don't flip out

Only turn and flip your steaks as necessary. Reader suggests this flip-and-rotate approach:

- Place steaks on a hot grill on a 45-degree angle at 11 o'clock.
- Grill for two-to-five minutes to sear, depending on the thickness and doneness you want.
- Turn 45 degrees to 2 o'clock, cook for another two-to-five minutes.
- Flip steaks and baste the grilled surface with your favourite baste. Continue to grill for two-to-five minutes on a 45-degree angle.
- Turn 45 degrees and cook for another two-to-five minutes.
- Flip and baste again.

"Now you have that fancy steakhouse diamond pattern!"

Two final pieces of advice from Chef Hussey: "It's always better to undercook a steak than to overcook a steak. And have fun! Buy the best local products you can, have a couple of beers and enjoy it!"

Pick the perfect steak

Ted Reader's four rules for picking the best beef:

1. **Buy the best quality steak you can afford:** "Not all good top cuts (rib eye or strip loin) are always tender. There are many grades of meat." Grade A is the worst quality and AAA is the best.

2. **Dry aging:** "The older a steak is, the more tender it will be." Many butchers dry age beef themselves.
3. **Fat:** "To put it simply, fat equals flavour. Internal fat or marbling is what gives a steak its succulence and juiciness." External fat will also add flavour, but can be cut off after cooking.
4. **Find a good butcher:** Nobody else will be able to answer your questions better, nor cater to all your steak needs. Learn what you like and want and ask for it.



How do you like your steak cooked?

A meat thermometer is the best way to test doneness. Here's Ted Reader's guide to the steak rainbow:

Blue Rare: A blue rare steak is quickly charred on the outside and barely cooked on the inside. For best results, bring the steak to room temperature before cooking. (130°F)

Rare: A rare steak has a cool red centre. (130-140°F)

Medium-Rare: A medium-rare steak has a warm red centre. (140-145°F)

Medium: A medium steak has a pink centre, and the juices are clear. (145-150°F)

Medium-Well: A medium-well steak has a hot pink centre, and the juices are clear. (150-160°F)

Well-Done: A well-done steak is grey throughout without any trace of pink and the juices are clear. (160-170°F)

Super Well Done: This steak is weighted with a brick until heavily charred on the outside and without any trace of pink and no juices inside. (170°F plus) oh



BAYSIDE WELLNESS



Dr. Jennifer Fawcett
Chiropractor/Owner
-Medical Acupuncture
-Gaston Technique
-Custom Fit Orthotics
-Pregnancy & Paediatric Training
-Multiple courses in Soft Tissue
-Sports Therapy and Rehab



Dr. Aranka Jones
Naturopathic Doctor
-Anxiety and Depression
-Fatigue and Insomnia
-Chronic Pain
-Weight Loss
-Infertility
-Visit arankajones.com



Dr. Andrea Rourke
Chiropractor
-Activator Practitioner
-Gaston Technique
-Custom Fit Orthotics
-Multiple courses in Soft Tissue
-Training in Sports Therapy and Rehabilitation



Amanda Papps
Registered Massage Therapist
-Sports Injury Rehabilitation
-Relaxation and Stress Relief
-Deep Tissue Therapy
-Surgical Recovery/Rehab
-Repetitive Strain Injuries



Dr. Allison Noseworthy
Chiropractor
-Gaston Technique
-Custom Fit Orthotics
-Medical Acupuncture
-Multiple courses in Soft Tissue
-Training in Sports Therapy and Rehabilitation



Leslie Evans
Registered Massage Therapist
-Pregnancy Massage
-Sports Therapy Massage
-Neurological Conditions
-Repetitive Strain Injuries
-Relaxation and Stress Relief
-14 Years in Practice



Sheila Bristow
Psychotherapist
-Individual, Couples and Family Therapy/Counselling
-Stress Management Specialist
-Meditation Coach
-Visit BaysideWellness.ca for info



Kelly Schell
Registered Massage Therapist
-Chronic Pain and Headaches
-Anxiety, Stress and Relaxation
-Oncology Massage
-Fibromyalgia
-Arthritis
-Frozen Shoulder

We've moved! Come visit us at our new clinic locations:
21 Fourth Street East, Collingwood & 236 Huron Street, Stayner

Book an appointment online anytime at www.BaysideWellness.ca
705-302-0112

online Get more outdoor living at ourhomes.ca/mag/outdoor



WEST ELM: Tillary Outdoor Sofa



FATBOY: Headdemock in Red



CANADIAN TIRE: Satori S-Shaped Patio Lounger



POTTERY BARN: Hampstead Teak Double Chaise in Honey with Ink Blue Cushion

LOUNGE AND RELAX

Sipping a cool drink by the pool, on the dock or in the backyard is the ultimate summer indulgence. Pick your style and lounge in comfort.



DEDON: FEDRO Floor Rocker in Flamingo



HAUSER: Lollygagger Chaise in Apple Red



HAUSER: Teak Summer Chaise



HAUSER: Southampton Chaise in Roasted Pecan



GLUCKSTEIN HOME: Tofino Lounger



DEDON: ORBIT Loveseat



Imagine
Creating Beauty One Job at a Time



"No job is too big or too small"

We take enormous pride in our knowledge, creative approach, expertise and commitment to quality. Zwart's offers convenient business hours and a prompt delivery service. Our retail yard is home to a large selection of natural stone, landscape supplies, soil and sand, aggregates and much more. When planning your next project, whether it is improving your yard, your driveway or require a full landscape project, consider the service, quality and competitive pricing that sets Zwart's apart from the rest.





Invest in a new healthy lifestyle

As you enter you'll realize the location is unique. The view of the Bay is breathtaking, the proximity to outdoor amenities sublime. Five minutes to the Georgian Trail, seven minutes to the beach, a five minute drive to skiing, and all around you, the award winning Georgian Bay Club with its Health Fitness Centre coming soon.

The Private Residences are a tribute to custom built craftsmanship with hundreds of choices to allow the ultimate in personal expression. As for the quality, it will be obvious the moment you walk in.



THE PRIVATE RESIDENCES
AT THE GEORGIAN BAY CLUB

The Private Residences represent more than just luxury living, they demonstrate our commitment to supporting a healthful lifestyle, both for our residents, and for the community around us. Over the last twelve years the Georgian Bay Club Foundation has proudly donated over one million dollars to local hospitals.

In further support, we will donate five dollars for every person who visits our model home. It's our way of thanking you for your visit and investing in our healthy lifestyle for the future.

Model Home & Presentation Gallery Open Fri-Mon 1-5pm
(located off 7th Line beyond Club entrance gatehouse)

Or by Appointment: 705.444.3597
relliott@georgianbayclub.com

PrivateResAtGBC.com
(see website for map & details)