

FALL 2018

STYLE ■ COMFORT ■ IDEAS ■ REAL ESTATE

ourhomes

R E G I O N O F W A T E R L O O

CAMBRIDGE RETREAT *built on Love*

LOCAL
HELP
for renos
BIG or
SMALL

2ND GENERATION *Kitchener home*

HOT OUTDOOR
FIREPLACES

BETTER DESIGN
CHOICES

FALL FAVOURITE
PUMPKIN SOUP

HOMES WITHIN REACH



ACTIVA

IN COMMUNITIES YOU'LL LOVE

KITCHENER

DOON SOUTH
ORMSTON
RIVERWOOD



WATERLOO

TRAILSIDE
REFLECTIONS
VISTA HILLS



CAMBRIDGE

HIGHLAND
RIDGE



DESIGN STUDIO

CHOOSE
YOUR FINISHES
TODAY

THE ACTIVA ADVANTAGE

- Diversity of homes within your budget
- Timeless designs that suit your lifestyle
- A stress-free process with a team of experts
- Your own dedicated customer experience rep to guide you every step of the way

At Aactiva, we take the anxiety of home building and replace it with confidence and excitement. Because you should love the process as much as you love your home.

HOMES FOR EVERY LIFESTYLE IN WATERLOO REGION

Think stunning suburban condos with 900-1400 sq. ft. priced from the mid \$300's, spacious townhomes with 1500-2400 sq. ft. from the high \$400's, and luxurious single detached homes with 1600-4000 sq. ft. from the high \$500's.

**WE'VE DESIGNED THE PERFECT
HOME FOR YOU! VISIT**

activa.ca/ourhomes

**WRHBA 2018 GRAND SAM
BUILDER OF THE YEAR -
SINGLE DETACHED HOME**



BUILT BY
ACTIVA

2019 ASCENT



SUBARU

Confidence in Motion

INTRODUCING MORE SPACE.
MORE POSSIBILITIES.
MORE FAMILY-SIZED FUN.
ARRIVING SUMMER 2018.



Introducing the all-new, three-row 2019 Subaru Ascent. This mid-size SUV features a turbocharged 2.4L SUBARU BOXER engine that creates the power of a 6-cylinder with the efficiency of a 4-cylinder. The groundbreaking Ascent comes standard with an arsenal of advanced safety systems, including EyeSight® Driver Assist Technology. The Subaru Ascent: everything Subaru knows about engineering vehicles and everything you've always wanted in a three-row, family-sized SUV. Visit ontario.subarudealer.ca or your local Subaru Dealer for more information.

SYMMETRICAL
AWD

EyeSight®
Driver Assist Technology




Vehicle shown solely for purposes of illustration, and may not be equipped exactly as shown. †See Owner's Manual for complete details on system operation and limitations. Subaru, Ascent, and SUBARU BOXER are registered trademarks. Eyesight® is a registered trademark of Subaru Corporation.

Recommended by
Jim Caruk, Master Contractor,
HGTV Host and Editor-in-Chief
of Renovation Contractor Magazine

DO-IT-YOURSELF
AND SAVE UP TO
20% ON HEATING
& COOLING COSTS*

The Owens Corning™ AttiCat® Expanding Blown-In Insulation System is a quick, easy, safe and reliable system to help you take control of your home's comfort and energy usage.

- ✓ **Quick & Easy:** Complete in as little as 2 hours†
- ✓ **Virtually No Settling:** Keeps its energy saving R-value over time
- ✓ **Virtually No Mess:** Releases and expands inside machine for low dust



AttiCat®
EXPANDING BLOWN-IN
INSULATION SYSTEM

THE PINK PANTHER™ & © 1964-2017 Metro-Goldwyn-Mayer Studios Inc. All Rights Reserved. The colour PINK is a registered trademark of Owens Corning. © 2017 Owens Corning. All Rights Reserved. *Up to 20% heating and cooling savings based on Hot 2000, Version 8.7 run for a 2 storey 1972 type base house with 1149 sf per floor for an increase from R-8 to R-40 in the attic in Canadian climates. Savings vary depending on original amount of insulation in your home, climate, house size, air leaks, and personal energy use and living habits. †Blowing time, based on attic size 100m²/1000 ft² at RSI 8.8/R-50.

1-800-GET-PINK® or visit owenscorning.ca



RICH COLOUR THAT STAYS TRUE OVER TIME.

Find expert service and every colour you can imagine at your locally owned Benjamin Moore® retailer.

AYR **Riverbank Interiors** 4 Stanley St | 519.632.7422 | benjaminmoore.com

GUELPH **Heer's Paint & Décor** 245 Edinburgh Rd Unit 9 | 519.836.4731 | heerspaint.com

KITCHENER **Expressions On King** 4281 King St E | 519.653.0115 | expressionsonking.com

KITCHENER **Heer's Paint & Décor** 428 Gage Ave Unit 4 | 519.578.5330 | heerspaint.com

WATERLOO **Heer's Paint & Décor** 583 King St N Unit 2B | 519.772.1127 | heerspaint.com



©2018 Benjamin Moore & Co., Limited. Aura, Benjamin Moore, Paint like no other, and the triangle "M" symbol are registered trademarks and Colour Lock is a trademark of Benjamin Moore & Co., Limited.



Lifestyle

L I F E T I M E

SUNROOMS

FACTORY PRICE
CUSTOM MADE

Lifestyle
HOME PRODUCTS

Get a quote from Ontario's trusted
manufacturer of lifetime sunrooms.
LifestyleHomeProducts.ca/oh-offer
1-800-465-0593



online

EVERY DAY ON **ourhomes.ca**



OUR inspiration becomes YOUR reality.

Home Tours, Style Ideas, Recipes & DIYs

OUR HOMES helps you find the right company in **your area** for all your homes-related needs.

celebrating life at home
ourhomes.ca


UP TO
30% OFF

Silk Road

MODERN • TRIBAL • CONTEMPORARY & CLASSIC RUGS

Our Afghan Rug Project

We focus on highly skilled weavers, especially women, whose families thrive when a circle spanning half the world is completed and buyers in the West enjoy these rugs. Our project is providing fulfilling jobs for hundreds of weaving families. These village weavers put their hearts into their labors, and we feel this in the beauty their rugs bring into our lives.



Services: Professional Hand-Washing of All Types of Rugs • Cleaning techniques are chosen based on the rug's type, condition and dyes.

We Trade & Buy • Restoration • Reweaving • Appraisals • Repairs

Our Repeat Customers, Since 1987, are Proof of Our Excellent Service & Quality of Rugs.

519.571.8929 • www.silkroadcarpets.com • 428 Gage Ave., Unit One, Kitchener



519.669.1445

www.rmwxteriors.com • sales@rmwxteriors.com

Quality You Can See

f in t g+ p



30 Years Experience With A Strong Reputation For High Quality Superior Craftsmanship

Siding • Windows • Doors • Soffit • Fascia • Eavestroughs • Architectural Mouldings & Trims
Columns • Railings • Shutters • Decking • Wood Siding Specialists

We proudly serve all of Southwestern Ontario, including areas such as:
Elmira, St. Jacobs, Conestogo, Kitchener-Waterloo, Cambridge, Guelph, Burlington, Oakville, and London



Do you have a
fabulous product or
a gorgeous home
you would like featured in
an upcoming issue?

Perhaps you are a local tradesperson
that provides exceptional service to the
Region of Waterloo?

We are always on the lookout for great feature homes,
exceptional tradespeople and local shops to feature.



Give us a call or send us an email.
We would love to hear from you!

STYLE • COMFORT • IDEAS • REAL ESTATE
ourhomes
REGION OF WATERLOO

Pam Gummerson
T: 519.217.8717
E: pam.gummerson@ourhomes.ca
ourhomes.ca/waterloo

STYLE • COMFORT • IDEAS • REAL ESTATE
ourhomes
REGION OF WATERLOO

REGIONAL PUBLISHERS Jamie Jefferson
Georgette McCulloch
REGIONAL MANAGING EDITOR Adrienne Brown
REGIONAL PRODUCTION MANAGER Tracy Shuttleworth
MARKETING & ADVERTISING Pam Gummerson, 519.217.8717
pam.gummerson@ourhomes.ca

REACH US EASILY: firstname.lastname@ourhomes.ca

OUR HOMES is a registered trademark of OUR HOMES MEDIA GROUP INC.
OUR HOMES Region of Waterloo is published four times a year.
OUR HOMES is distributed to residents of Region of Waterloo via direct delivery. Copies of
OUR HOMES are available for free pick up at high traffic locations throughout the region.
OUR HOMES is distributed to select business leaders via direct delivery.
Please send all letters and/or feedback to OUR HOMES Magazine,
25 Elgin St., Collingwood, ON L9Y 3L6. Or email us at editor@ourhomes.ca.
All letters received are subject to editing for grammar and length.

OUR HOMES MEDIA GROUP INC:

EDITORIAL

EDITOR-IN-CHIEF Georgette McCulloch
ASSOCIATE & WEB EDITOR Laurel Fortin

MANAGING EDITORS

Nancy Belgue, Adrienne Brown,
Walter Franczyk, Mary Hatt,
Gina Makkar, Sara Martin,
Tiffany Mayer, Georgette McCulloch,
Tamarisk McNalty Stephens, Melissa North,
Merrilyn Patterson, Heather Wright

ART

ACTING ART DIRECTOR Robynne Sangiuliano

ASSOCIATE ART DIRECTORS

Sheila Britton, Michelle Losier

DIRECTOR OF PHOTOGRAPHY Jason Hartog

PRODUCTION

PRODUCTION DIRECTOR Lynn Derrick

PRODUCTION MANAGERS

Julia Dempsey, Kelly Donaldson,
Marilyn Reid, Tracy Shuttleworth

OPERATIONS

MANAGING DIRECTOR, SALES & MARKETING

Jamie Jefferson
jamie.jefferson@ourhomes.ca

MANAGING DIRECTOR, OPERATIONS

Georgette McCulloch

CLIENT RETENTION & DISTRIBUTION

Lisa Merrell

ACCOUNTING Donna Duggan

ACCOUNTS RECEIVABLE Tyler Annette

CONTRIBUTORS

Sheila Britton, Adrienne Brown, Tara Chattell, Walter Franczyk, Jason Hartog,
Jenelle McCulloch, Dolores Pian, Melanie Rekola, Mehreen Shahid,
Yanic Simard, Cynthia Soda

Advertisements and the content, including photos, of advertisements published within OUR HOMES magazine are supplied solely by the advertiser and neither the publisher nor OUR HOMES Media Group Inc. accept responsibility for opinions expressed in advertisements or for copyright issues with regards to photos, advertising copy and advertisements, nor shall they be held liable thereby. By act of reading this publication, all advertisers and readers agree to indemnify and hold harmless both OUR HOMES Media Group Inc., and the publisher thereby. Copyright ©2018 OUR HOMES Media Group Inc. All rights reserved. Reproduction without permission is prohibited.

OUR HOMES CAN BE FOUND IN THE FOLLOWING MARKETS:

- Barrie/Orillia/Midland • Grey Bruce • Hamilton • London • Muskoka
- Niagara • Oakville/Burlington/Mississauga • Ottawa • Peterborough
- Southern Georgian Bay • Toronto & York Region • Region of Waterloo
- Wellington County/Orangeville/Caledon • Windsor



PROUD
SUPPORTER
Nature Conservancy of Canada™



Cabneato

Transform Your Kitchen Today™

1.519.503.1958 cabneato.com

"With the money I saved by using Cabneato I was able to get a new quartz countertop, replace my backsplash and update my appliances. Best of all, I love the convenience of my new garbage pull out!" Laura W.



**OKAY, EXPERIENCED PARENTS
– HELP ME OUT.**

My oldest just started Junior Kindergarten so I feel like I'm in a whole new world of needing to be organized. How do you do it?

I've been wanting to rip out my front hall for a while now and install a built-in bench with cubbies, drawers and all the storage I can fit. No time like the present! Maybe we'll start off on the right foot, or am I dreaming?

Parents with kids in school, tell me straight! Will I ever be able to corral the shoes, backpacks, hats and artwork?

September has always felt like a fresh start for me and now it definitely will for many years to come. It's the perfect time to undertake new home projects and have them completed by holiday time. If you're looking for some local help, there's no better resource than OUR HOMES for finding a company that can help you make your dreams reality.

Both homes featured in this issue have mudrooms of my dreams – accessible right inside from the garage, handy to the laundry room and full of style and storage. Perfection! You can see the first one, in a rustic new build south of Cambridge, on page 44. The other is in designer Suzanne Tait's own home, page 26. The built-in desk space for homework just off her kitchen also looks handy and is a great spot to keep paperwork off the kitchen island.

So tell me – how do you keep things in your house organized and tidy? I'll take any tips I can get!

Hope your “new year” is off to a great start. Happy fall!

Best,

Adrienne

Adrienne Brown, Managing Editor
adrienne.brown@ourhomes.ca

Follow us   
Subscriptions subscribe@ourhomes.ca

online Get more at ourhomes.ca





Visit our showroom to design a sleek, fashionable space with the help of our experienced designers.

1768 Erb's Rd. West, St. Agatha, ON
Just 5 minutes west of Waterloo across from Angie's Kitchen

519.747.1819

GROHE



 **www.schweitzers.ca**
find us on | [facebook](https://www.facebook.com/schweitzers)

CONTENTS

FALL 2018



74

44



26

ON THE COVER

Every detail counts in this rustic new build. Story, page 44.
Photography by Jason Hartog.



42



18

LOCAL FEATURES

- 18 Style Picks** Spruce up your space for fall's transition season.
- 26 Feature Home** Passing on a beautiful home from one generation to another.
- 42 Spotlight** One-stop shopping at Kitchener's spacious Design Palace.
- 44 Home & Builder** This new build in Cambridge is built on a foundation of love.
- 62 People** These experts know how to help you add personal touches to your home.

DEPARTMENTS

- 12 Editor's Note**
- 16 Advice** The Best Countertop
- 20 Good Taste** New Craving: Coffee Tonic
- 22 Crafty Ideas** DIY Thanksgiving Placemats
- 24 Gardening** Cosy Outdoor Fireplaces
- 36 Decorating** New Tubs
- 38 Real Estate** Home Insurance 101
- 56 Design Ideas** Go Big At Home
- 68 Green Living** Eco-Friendly Leaf Disposal
- 70 Double Take** Stylish Workspace
- 72 Home Resource Directory**
- 74 Cooking At Home** Savoury Pumpkin Soup
- 76 Finishing Touch** Jump Into A New Sofa



CUSTOM KITCHENS
from Design
to Construction
to Final Installation

Rockwood, ON
519.856.0256
info@jacobswoodworking.ca
www.jacobswoodworking.ca



COUNTERTOP PERPLEXITY

Interior Designer **Dolores Pian** shares her ideas.

Planning a new kitchen or bathroom? Confused by the many counter choices? Have you gone from enthused to confused? Let's see if we can clear up your countertop perplexity.

WHAT IS YOUR COUNTERTOP PERSONALITY?

What kind of surface fits your lifestyle? Is it easy to maintain? What is your budget? Digging deep into these questions will get you closer to the right solution for you.

POPULAR CHOICES

While there are a variety of materials, we'll review the most popular choices:

NATURAL STONE: Including granite, marble and soapstone. Stone is mined from the earth. Granite is granular with sparkle. Marble has its flamboyant veining while soapstone has a matte finish and old-world charm. Granite and marble are porous and must be sealed regularly to prevent staining and moisture retention. Soapstone feels soft but is durable and doesn't stain. It should be sealed with mineral oil.

MAN MADE: As seen in plastic laminate, quartz and large format ceramic tile.

Plastic laminate is perfect for the budget conscious. Known under brand names such as Arborite, Formica or Wilson Art, it is hard plastic sheeting

glued to plywood. It comes in a variety of designs from plain to fanciful. Sinks and faucets must over mount and have a water-tight seal, otherwise water will leak and will warp or rot the plywood. The edging and backsplash can be made in one piece. Countertops are available from most fabricators and large box hardware stores.

Quartz is a mix of natural quartz, resins and colouring agents. Common brands include Cambria, Corian Quartz, Ceasarstone and Silestone. They can imitate the pattern of stone or come in various colours to reflect your unique décor. It is non-porous, does not require a sealant and is low maintenance. Since it is a resin mix, you cannot put a hot pot directly on the counter. You must use a trivet.

Large format tiles are non-porous, ceramic-slab tiles. Brands such as Laminam by Stone Tile come in a standard size of 64-by-128 and a half-inch thick.

MATTE OR SHINY FINISH

Shiny surfaces can cause extreme glare and eye strain and because of that, matte surfaces are gaining in popularity. Historically, designers have been big fans of matte surfaces for a soft, sophisticated look that minimizes fingerprints and smudges.

COST

Costs for counters can vary wildly. With quartz in particular, cost is affected by the



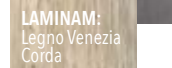
CAMBRIA: Clareanne Matte



CAMBRIA: Skara Brae



LAMINAM: Calce Antracite



LAMINAM: Legno Venezia Corda

quality of the quartz stone being used, the method of manufacturing (some use fillers such as sand), country of origin and photo reproduction quality of the pattern. Ask for a specification sheet outlining all the ingredients to know what you are buying.

Other expenses include installation fees, location of the project, thickness of material, edge details and the number of cut-outs required. Generally, 90 per cent of your cost is designated to labour and 10 per cent to raw material.

Large format tiles are comparable to quartz. Granite, marble, soapstone and basic quartz are now similar in price.

FOOD SAFETY


When preparing food on counters, always use a separate cutting board and clean up with a mixture of vinegar and water to disinfect the counter.

NEW AND NOTABLE

DuPont's Corian is now offering a charging surface that can power up your devices wirelessly. A transmitter is embedded under the counter. Just plug a charging ring into your device, place it on the counter and recharge your battery.



DUPONT CORIAN: Charging Surface



Greensville Soapstone Company



1-888-95-STONE

sales@greensvillesoapstone.com

www.greensvillesoapstone.com

BURLINGTON
4450 Corporate Dr. Unit 2

PORT HOPE
375 Ward St. Unit 4

Quiet, Efficient Warmth...

INNOVATION THAT'S ALWAYS A WARM WELCOME.

ANYTIME THERE IS A CHANGE IN YOUR SCHEDULE OR THE WEATHER THE ICOMFORT S30 ULTRA SMART THERMOSTAT ADAPTS PERFECTLY THE ULTIMATE CONTROLLER FOR PRECISE COMFORT



OVERLAND

RNC

HEATING, AIR CONDITIONING & GAS FIREPLACE

Call Rob @ 226.748.9869 for a free quote

1.888.837.OVER (6837)

www.OVERLANDHVAC.com

45 Otonabee Drive, Unit C Kitchener, Ontario N2C 1L7



www.OverlandHVAC.com

FALL favourites

Spruce up your space for fall with the addition of an updated piece of furniture, a comfortable new pillow or motorized window coverings.

PHOTOGRAPHY **JASON HARTOG**



3



2



1



4



5



6

1 BREEZEWOOD FLOORS

Hardwood

BreezeWood Floors offers a wide selection of locally-sourced hardwoods. If you choose the unique Reactive Finish, the same treatment will look different on different types of wood, boards or products, resulting in a beautifully varied floor.

1580 Huron Rd., Petersburg
519.696.2424 | breezeWOODfloors.ca

2 PEPPER POT PLACE

Antique Finds

Looking for something truly special? Drop in to Pepper Pot Place, where you'll find treasures like this trophy lamp on a champagne-bucket shaped base or beautiful equestrian book ends.

1871 Sawmill Rd., Conestogo
519.572.2100 | pepperpotplace.com

3 CORNERSTONE HOME INTERIORS

Dawson Sectional

This two-piece sectional with low back by Klaussner Home Furnishings is a great modern update to any space. Kick back on the chaise and accent with seasonally appropriate throws – you're done!

90 Main St., Cambridge
519.740.9991 | cornerstonefurniture.ca

4 BAUHAUS WINDOW COVERINGS AND DRAPERIES

Roman Shades

Hello, motorization! Control your beautiful Vignette Modern Roman Shades (shown here in linen weave, four-inch, traditional fold in Birch Bark) at the touch of a button. They epitomize both form and function together.

646 Erb St. W., # 106, Waterloo
519.886.7120 | thebauhaus.ca

5 NATÛR SLEEP

Beautiful Pillow

The Skin+ technology in this pillow regenerates and beautifies your skin as you sleep and the cover is enriched with probiotics to help restore and prevent skin damage. It does all the work helping your skin rejuvenate and refresh while you get your beauty sleep.

22 Main St., Cambridge
226.606.9252 | natursleep.com

6 LUCY PEARLLE VINTAGE STUDIO AND VINTAGE MARKET

Recovered Chair

"You can buy the bones of a chair and turn it into whatever you want here!" says Lucy Pearlle herself, pointing to this black and burlap chair that's been given a facelift.

3677 Nafziger Rd., Wellesley
519.591.7607 | lucypearlle.ca OH

good taste

Coffee TONIC

Don't wait for this coffee trend to hit your local spot. The Coffee Tonic is refreshing and light, while still delivering your daily dose of caffeine. The idea originates in Sweden, yet has made noise throughout many large cities, and now in your own kitchen.

RECIPE AND PHOTOGRAPHY
JENELLE MCCULLOCH



INGREDIENTS

Ice
Tonic water
Espresso or cold brew coffee
Garnish: Citrus fruits and rosemary sprig or maraschino cherries and pomegranate syrup

DIRECTIONS

Fill a glass with ice and top with tonic water until about an inch from the rim.
Slowly pour in espresso or cold brew coffee so that it floats on top.
Serve with a squeeze of fresh citrus and a sprig of rosemary to brighten it up.
Or, for a deeper complexity, garnish with maraschino cherries and pomegranate syrup. **OH**

online

Get more recipes at ourhomes.ca/mag/cook

Stonecroft
By Carey Homes

FINAL PHASE Just Released.

PERFECT
the art of
LIVING

Open-Concept Bungalow Designs FROM THE MID \$600's



A Complete Community in Quaint New Hamburg

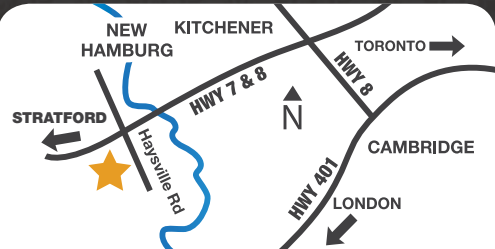
Stonecroft truly is a community within a community

Whether you enjoy indoor or outdoor activities, Stonecroft has something for you and is the ideal home for the social and active adult.

- Walking distance to local shopping
- 15 minutes to Kitchener/Waterloo and Stratford
- 15 minutes to the Ira Needles Boardwalk big box shopping centres
- Exclusive resident activities including golf, hiking clubs, billiards, fitness activities, travel club, crafting and card leagues
- 18,000 sq. ft. Rec. Centre
- 5kms of landscaped walking trails within Stonecroft

Model Home Open 5 Days a Week in New Hamburg
(closed Tuesday & Wednesday)

12 Amberdale | 12:00 - 5:00pm | 519.662.6621
stonecroftsales@careyhomes.ca | stonecroftnewhamburg.ca



KARA'S GLASS

**CUSTOM ARCHITECTURAL
& ARTISTIC GLASS**



Open House

NOVEMBER 1ST to 3RD
THURSDAY & FRIDAY NOON - 9PM
SATURDAY NOON - 5PM
325 BREITHAUP ST., KITCHENER



519.570.7110

WWW.KARASTAINEDGLASS.CA
KARA@KARASTAINEDGLASS.CA

A place for THANKS

PROJECT AND PHOTOGRAPHY **TARA CHATTELL**



this works well for buffet-style dinners where there is no dinnerware on the table beforehand.



Set your Thanksgiving table with paper placemats to help your family and friends express gratitude. Here are three ways to use simple paper doilies and printable templates.

Place doilies under each place setting and placemats to the right of each plate.

TOOLS & MATERIALS

- Large paper doilies (we used 14-inch doilies)
- Paper (we used white or kraft paper)
- Placemat template
- Printer
- X-Acto knife or scissors
- Paint (optional; we used gold craft paint)
- Foam paintbrush (optional)
- Glue (optional)
- Pens or pencils



Paint doilies with metallic gold paint for a lavish touch.



Include a pencil or pen for each setting so that guests can record what they're thankful for.



Visit ourhomes.ca/mag/placemats to download printable templates in PDF format for the placemats shown here. OH

ring of FIRE

STORY **MELANIE REKOLA**

Fire is fascinating. Our human ancestors used fire to stay warm, cook food and keep predators at bay. It is also believed that human socialization began while huddled around the hearth.



PHOTO: REGENCY FIREPLACE PRODUCTS

Adding cosy warmth and ambience to modern-day al fresco areas, the outdoor fireplace often serves as a design anchor at the centre of an outdoor living space. The fire also offers a place where people can relax and unwind together even when there's a chill in the air.

Here's a primer on how to bring fire and style to your outdoor space.

SELECT A STYLE

Freestanding Fireplaces: Adding a more formal or modern touch, these large, built-in fireplaces are simply gorgeous. They also offer opportunity for trendy, integral wood storage boxes, hearths, mantels and sometimes even a spot for an outdoor television. Some prefabricated models are offered but most often these

are custom built and faced using a wide range of natural and/or manmade materials, including brick veneer and natural stone. Typical chimney and venting requirements for wood-burning units are dictated by strict local building regulation, making natural gas the fuel of choice due to less stringent zoning requirements. As with most things custom-made, freestanding fireplaces often come with a hefty price tag.

Fire Pits: The original open fire feature, these range wildly in design and price tag. They can be pre-fab or custom, simple or extravagant. At their most basic, a humble campfire dug into the ground and lined with stone boulders might work for some, while others may choose a high-end, custom fire feature that doubles as a dining table.



Fire tables are brilliant – they can be used where space is limited, and you can take them with you if you move.

Fire Tables: Perfect for tight spaces and easy on the bank account, fire tables are all the rage. Often fueled by propane and available in an assortment of styles, they are brilliant in the sense that they are also moveable, meaning you can also take them with you when you move.

PICK A FUEL

Wood: Wood burning fireplaces look and smell like a real campfire. To some, the odour part can be looked at as either a pro or a con! They give off lots of toe-warming heat and their fire light is nice and bright. On the negative side it takes time to build and prepare a roaring fire. They can be messy and sometimes require extra cleaning and maintenance. Wood burning fire features are also dictated by stringent local guidelines and some residential areas don't allow them at all. Yearly permits may also apply.

Natural Gas: Natural gas is a quick way to enjoy a fireside evening. They are user-friendly, easy to maintain and offer a good heat source so long as they are rated at the proper output. Unfortunately they can be expensive to run and often the fire light is barely detectable until the sun is completely out of sight.




PHOTO: ELITE POOL DESIGN

Propane: Also quick and efficient, propane fire features are great for those impromptu mid-week date nights or quick drinks with friends. Yes, this fuel source is costly but on the flip side the firelight is quite obvious even during daytime hours. Though they do give off some heat, they are more for ambience rather than actual heating. They also can be a bit smelly.

Gel Fuel: Clean burning with no smoke and very little odour, these also require no ventilation and can be placed anywhere. Though they offer real flames, there is not much associated heat.

PLAYING WITH FIRE

Fire – though very beautiful – can be very dangerous and precautionary measures must be addressed. Never place a fire feature too close to a wall or other combustible surfaces or on a raw wooden deck. Fireproof surfaces are best for placement and include stone, concrete or tile. Be vigilant to situate them away from overhead tree branches as over time this will damage the tree and could also start a fire.

Interestingly, science suggests that the mesmerizing flicker of the television is very similar to the flicker of firelight and is likely one of the reasons why TV is so addictive. Knowing this, perhaps you'll choose to sit outside and enjoy some thought-provoking conversations alongside the fire more often. **OH**

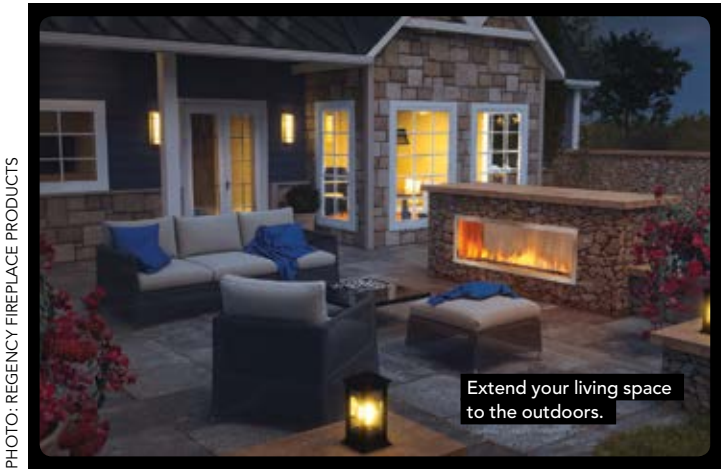


PHOTO: REGENCY FIREPLACE PRODUCTS



NEXT generation

STORY **ADRIENNE BROWN**
PHOTOGRAPHY **JASON HARTOG**

LEFT: Part of what Suzanne Tait and her husband love so much about this property, which previously belonged to her parents, is its large backyard. A new pool and beautiful Hauser furniture bring it to the next level. **BELOW:** Homeowner and designer Suzanne Tait with her dogs, Major and Thor, sit at her new front entrance, featuring a custom door.



Not all homes passed down from one generation to the next are historical. Some are just the perfect home on a perfect lot that are loved by different generations, like this Chicopee home owned by **Suzanne Tait** of **Suzanne Tait Design**.

Suzanne's parents built this home when the neighbourhood was first being developed in 1988. She was 13 years old and just getting into design, so she got involved in the whole process. She calls her interest in design and décor a passion she got at a young age from her mother. *Continued on page 28*

Built-in cabinetry and a warm fireplace make this family room a cosy space just off the kitchen and dining area. **RIGHT:** French doors open to a main floor office just off the foyer. **BOTTOM:** The open-concept dining area looks out to the backyard.



When her parents decided to downsize, Suzanne and her husband Curtis knew they wanted to buy the home and update it to suit their needs. Suzanne had always loved the home and couldn't imagine it not being in her family.

Now, after about three years of renovations, including a significant three-storey addition to the back of the home, Suzanne, Curtis and their daughter Lauren can truly call this space their own.

"It's a classic Cape Cod home," says Suzanne. "We wanted to open it up and have more livable space."

Suzanne achieved an elegant, farmhouse style by incorporating casual slip-covered furniture that's both kid-friendly and dog-friendly, since two small dogs – Major and Thor – also call this space home.

"I've always loved natural materials like linens," says Suzanne. She layered textures everywhere, from different fabrics to practical elements for storage, such as baskets throughout.

"We entertain a lot," says Suzanne, whose open space includes lots of different zones for dinner parties, casual appetizers at the island, or cosy conversations around the fireplace in

the family room – not to mention the backyard during nice weather. She welcomes all guests through her new custom-designed front door by **Randy Pickles Home Team**.

After adding the extra space and reconfiguring the main floor layout to eliminate a formal dining room and create more casual living space, as well as an office for Curtis, Suzanne put down Canadian-made wide-plank white oak hardwood flooring from **Factory Flooring Carpet One Floor & Home**.

"I know how to design kitchens but I don't work in them well," laughs Suzanne, adding

she's not a great cook. But her kitchen sure shows like a cook's space: all white cabinetry by **Timber Barn**, a pretty tile backsplash from **Casa Bella Tile & Stone Inc.**, a deep farmhouse sink and beautiful appliances from **TA Appliances & Barbecues** pull together a space any foodie would be happy to have. After rejigging the space, Suzanne was also able to incorporate a deep pantry behind the kitchen, as well as a sweet little desk space where Lauren can do her homework.

Around the corner is a new laundry and mudroom, accessible from the garage. Suzanne selected countertops from **Natural Stone**

Continued on page 32



ABOVE: Suzanne created a conversation area in the open space between the kitchen and dining rooms. **LEFT:** Just off the kitchen, Suzanne has access to her pantry and this built-in desk space, where her daughter can do homework. **BELOW AND OPPOSITE:** Farmhouse accents and a black and white palette pull this kitchen together and make it one of the shining stars of the home after its transforming renovation.



feature

City Inc. (where she also picked her kitchen counters), installed a new backsplash and built in storage so everything is kept neat and tidy.

Outside is the latest pièce de résistance, a pool installed by **Terry Howald Pools**, which worked closely with Curtis to landscape the backyard oasis. A large covered deck fits lots of outdoor furniture and feels like a room of its own. Suzanne picked all of her favourite outdoor furniture pieces from **Hausier**.

Back inside, a beautiful wool carpet runner from **Alexanian Carpet & Flooring** leads upstairs to the master suite, which Suzanne decorated in a neutral palette. The en suite is inspired by “a little French hotel.” A Picasso self-portrait hangs above the soaker tub. It was one of Suzanne’s first art pieces: she found it at a garage sale and still loves it. “I talk to him when I’m in the bath,” she chuckles.

Sliding french doors now open into a small room at the top of the stairs. This was a bedroom when Suzanne was growing up,

Continued on page 34

Functionality rules in this laundry and mudroom, which is connected to the garage.



This covered porch is an extension of the indoor entertaining space. Suzanne has decorated it just as beautifully as the interior of her home. **TOP RIGHT:** A runner from Alexanian Carpet & Flooring leads upstairs to the bedrooms and Suzanne’s home office.

WE BEAT HOME CENTRE PRICES EVERYDAY


STOP IN FOR PROOF!

Prices So Low, Just take it and Go!

U-\$AVE FLOORING

1248 VICTORIA ST. N, KITCHENER
519-585-1500
www.usaveflooring.ca

IF YOU HAD TO CHOOSE JUST ONE?



Ready-to-Hang Canvas Art Prints by Jonathan Munz
Free Shipping Directly to Your Door
Uptown Waterloo Art Gallery - 32 King Street North

PaintbyMunzy.com

\$99 & Up



SUZANNE TAIT DESIGN



(SINCE 2004)
SUZANNE TAIT —DESIGN—

Complete Interior Design & Decorating Solutions



519.496.8248
suzannetait@rogers.com
www.suzannetait.com

feature



Rich-Craft
INTERIORS

Celebrating 40 Years!

519.884.9131
274 Marsland Drive Waterloo
www.richcraftinteriors.com

Visit Our Showroom For
The Latest Flooring Trends

Showroom Hours

Monday - Wednesday: 8:00am - 5:00pm
Thursday: 8:00am - 7:00pm
Friday: 8:00am - 5:00pm
Saturday: Closed
Sunday: Closed

Hardwood • Tile • Stone • Vinyl Plank • Laminate • Carpet

This small bedroom was transformed into a creative space where Suzanne can work on design plans for her clients and for herself. **TOP LEFT:** The master bedroom is calm and serene. **TOP RIGHT:** The sleek white master bath is traditional and beautiful. Picasso adds personal interest above the tub. **RIGHT:** Lauren's room is sweet and pink and has plenty of spaces to stash all her goodies.

but it makes the perfect space for her to spread out plans and create design schemes for her clients, so it has become her home office and design room.

Down the hall, her childhood bedroom is now a guest bedroom and then Lauren's bathroom and long and wide bedroom – the top tier of the three-storey addition – completes the top floor. Her bedroom is a pink dream, full of stuffies, books, dolls and toys. Built-in storage (by **Gibson's Home Furnishings**, which also built the cabinetry in Curtis's office) at one end of the room corrals her treasures.

Suzanne has loved this home and neighbourhood since she was young. Little could her parents have known that their influence and their willingness to let her help design it the first time around would lead to a career in interior design, let alone the redesign of this home for her own family. **OH**



TIMBER BARN
WE ARE
EVERYTHING
HOME

- Innovative kitchen designs
- Beautiful cabinetry
- Remarkable timber frames
- Elegant stairs
- Handcrafted furniture
- Trending home décor

See for yourself, visit our showroom.
8 Spring Street, St. Jacobs

[f](https://www.facebook.com/timberbarn) [i](https://www.instagram.com/timberbarn) [t](https://www.twitter.com/timberbarn) timberbarn.ca

Rub a Dub Dub

CHOOSING THE RIGHT TUB



VICTORIA + ALBERT: Vetralla 2 Freestanding Tub in Gloss Black

I am a huge fan of the showering experience. However, when I was expecting my first child and suffering shin splints, I found a soothing bath something I couldn't get through the night without. When you need to get clean quick, a shower is hands-down the way to go. If, however, you find yourself with more than a few minutes, running yourself a bath can be a rewarding and comforting personal experience. Picking the right tub for you is important.



STORY **CYNTHIA SODA**

STYLES

Bathtub manufacturers today offer a large assortment of styles, shapes and design features to coordinate with any taste and budget. While the most popular pin-worthy tubs are typically vessel free-standing or claw-foot, there are a multitude of options available to suit your needs. For those with limited square footage, a tub-shower combination or three-wall alcove design would be the most common tub style to maximize space. In standard-built homes, we've all seen the drop-in tub, made of enamel-coated cast iron, that sits fitted inside a framed enclosure. A more seamless alternative to the drop-in would be an undermount tub, which essentially is the same concept as an undermount vanity sink, only for your bathing pleasure.



NATIVE TRAILS: Avalon 62 NativeStone Freestanding Soaking Tub in Ash



NATIVE TRAILS: Santorini Freestanding Copper Soaking Bathtub in Polished Copper

MATERIAL

The material that a tub is made from is also an important consideration for your investment in relaxation and comfort. The least expensive and lightweight options available are generally acrylic or fibreglass. The aforementioned cast iron is made by pouring molten iron into a mold, then smoothing and coating it with a thick layer of enamel. Possibly the most durable tub available, the finish is resistant to chipping, scratching and denting, as well as most types of chemicals. The cast iron option keeps bathing waters warm for a long period of time and although rewarding, they are one of the most challenging tubs to bring up a flight of stairs. If you're looking for something unique, you may consider a couture tub made of copper, enameled steel or even carved of stone or wood.

FAVOURITES

One great resource is Victoria + Albert with tubs crafted from the brand's signature Englishcast composition, a unique blend of a naturally white material that is rich in volcanic limestone and high-performance resins, hand-finished to create a glossy white coating with excellent stain resistance. They also offer a choice of trending colour options. Since the material is solid all the way through, internal scratches simply polish away. In our latest bathroom remodel, I can personally speak for the quality of a Victoria + Albert tub. For us, with four little ones who enjoy splashing around in mom and dad's bathroom, the Eldon tub was the perfect fit. Wanting to have luxe European-modern style and not having to worry about clean up behind the tub was the dilemma. The Eldon appears completely free-standing from the front, but its back-to-wall design makes it perfect for busy families with style.



VICTORIA + ALBERT: Eldon Back-To-Wall Bathtub in Englishcast® White

The best of both worlds. Get the modern style of a free-standing vessel tub, with the practicality of an enclosed tub.

BELLS & WHISTLES

A quiet soak is not the only appeal of the tub experience so some amenities may be important to research. Jets, in-line heaters, chromatherapy, music, air-only jets, or sit in your very own champagne and soak with micro-bubble effervescent jets.

TEST DRIVE IT

Not all bathtubs are created equal. Depending on the features you choose, prices range from the hundreds to the tens of thousands. One of the most important things you can do as a consumer is take a test drive – that's right, go and physically sit in the tub you plan to invest in to make sure you like the fit and depth. After all, the bathtub can be more than just a beautiful piece of sculpture in your bathroom, you can, you know, use it. **OH**

STORY **MEHREEN SHAHID** | ILLUSTRATION **SHEILA BRITTON**

THE DOS AND DON'TS OF HOME INSURANCE

THE CARDINAL RULE OF HOME INSURANCE: BUY IT!



- ✔ **Do shop around when getting a new policy**, says Pete Karageorgos, Ontario director of consumer and industry relations, Insurance Bureau of Canada (IBC). And remember to sit down with your insurance representative for a yearly review of your policy. The reason, Karageorgos says, are the upgrades homeowners do over a number of years.
“That increases the value of the house,” he says. “If you don’t tell the insurance company about it, they may say, ‘since you weren’t paying the premium for that item, we won’t pay you the amount to replace it.’”
- ✔ **Do make a list of valuable items you have**, Karageorgos says. Documenting assets helps the claims process go smoothly.
“Most folks have smartphones with cameras, and it’s easy to take photos of your rooms, cupboards, closets and your storage areas,” he says. “A lot of times when we’re faced with making insurance claims, we may forget what we’ve had in storage.”
- ✘ **Don’t assume everything you own is automatically covered in your policy.** “Most policies will cover a home for fire, wind and theft, but things such as power surges may not be covered,” Karageorgos says.
- ✔ **Do check to see if you will need an additional personal articles policy.** “Understand there may be specific sub-limits for items, such as jewelry, sports equipment or stamps you’ve collected,” he says. “You may want to look into having these covered separately.”
- ✔ **Do check for specific events for which you’re covered when reviewing a policy.** “More and more, we’re seeing severe weather events in our communities,” Karageorgos says, adding that customers calling the IBC’s help centre say they are caught offguard when their dwelling is affected by a natural disaster, such as flooding or a storm. “Reality is, we’re seeing a shift in weather patterns and we’re trying to meet those needs.”
For example, he says, when areas in Calgary were flooded a few years ago, insurance companies weren’t paying to cover for the aftermath.
“Now, they are,” he says. “This coverage also applies to septic systems. If those overflow, insurance companies are offering sewer back-up coverage.”

- ✔ **Do look into taking steps to protect the house.** For example, insurance companies may determine premiums based on the distance of the dwelling from the shoreline, Karageorgos says.
“Sometimes the insurance company may ask you if you have a safety measure, such as a sump pump,” he says. “Look at what you can do to minimize the risk. Make sure the grading around the property isn’t such that water flows into your house, but is pushed away from the house. Make sure there aren’t any issues with the foundation. You could (also) look into getting a home alarm system,” he adds.
- ✔ **Do repairs regularly**, don’t think that just because you have insurance that it will act as a maintenance policy. If items that wear and tear and have a specific period of usefulness break down, you may not get the type of claims response you were expecting.
- ✔ **Do check that your policy covers additional living expenses**, which pays if families are forced to leave their home, due to a fire or another event.
- ✘ **Don’t assume your landlord’s insurance will cover your valuables, too.** Home insurance isn’t only for homeowners; renters should also look at buying a policy.
“As a tenant, you’re responsible for covering your own items,” he says. “It also helps cover you for liability, in case of a fire or another event,” Karageorgos says.
Liability coverage also protects against being sued by visitors if they are injured on the property.
- ✔ **Do review your deductible.** “Adjusting your deductible is important; maybe increase it to have a smaller premium,” says Karageorgos, adding another insurance do is to look at bundling home insurance with other insurance policies, such as auto and life.

General guidance is available through IBC’s help centre, which can be reached at ibc.ca or by calling 1.844.227.5422. ON

1.800.265.2290



VISIT ONE OF OUR SHOWROOMS AT:

888 GUELPH ST., KITCHENER, ON | 519.579.3810
309 EXETER RD., LONDON, ON | 519.652.1677
1112 MARCH RD., KANATA, ON | 613.592.9111



ENJOY THE VIEW

QUALITY & PRIDE BUILT INTO EVERY WINDOW

🇨🇦 Proud Canadian Manufacturer Since 1961



MICHAEL HEWITSON
SALES REPRESENTATIVE



CHERYL HEISLER
SALES REPRESENTATIVE

YOUR REALTORS

Experienced. Passionate. Community Oriented.
Client Focused. Expert Negotiators.

Thinking of making a move?
Contact us today to learn more about the process.

519.578.7300

www.MYNEXTKWHOME.com
mike@MYNEXTKWHOME.com
cheryl@MYNEXTKWHOME.com



My Next KW Home Group | @mynextkwhome



Love being home.

**25 years
in business**

"Whoa." She said with jaw slightly dropped. "This place is crazyballs." He replied, with his heartrate elevated, realizing they were about to define their tastes in this huge space.

An actual, and common, experience walking in to the front entrance to our Cambridge and Toronto stores. Cornerstone has received many container loads of new inventory that are ready to be seen in our Toronto and Cambridge showrooms. We have the largest selection of cabinets, cupboards and sofas in Ontario; beautiful styles in many sizes that are perfect for your home, and more affordable than you expected. Prepare to have a style epiphany.

TORONTO

2886 Dundas Street West T 416 767 8170

cornerstonefurniture.ca

CAMBRIDGE

90 Main Street T 519 740 9991



Items shown in photos may not be available. Check in-store for a huge selection of unique pieces.

YOUR KINGDOM AWAITS

STORY **ADRIENNE BROWN**
PHOTOGRAPHY **JASON HARTOG**


THE PLACE: Undertaking a huge renovation can be overwhelming, especially when you have to choose different products from many different companies and locations. That's why Ridgeview Homes opened **Design Palace** in 2015. Not only is it the design centre for home buyers of their own new builds, but this large showroom is open to other homeowners seeking help with renovations. Design Palace is truly a one-stop shop for renovations of all kinds. Regardless of what type of project you're undertaking, Design Palace professionals (contractors, project managers and interior designers) can help you pick everything from flooring to faucets and cupboards to tiles. They offer help with projects as big as a whole kitchen renovation and as small as a backsplash replacement – they do it all.



Paul Bernardo, VP of Operations and Sales for Design Palace

THE STYLE: When you walk in to Design Palace, you'll see real examples and vignettes of what is possible with their help. First, a gorgeous white kitchen with a large island. Proceed further into the showroom and you'll find rows of faucets, beautiful showers and tubs, flooring samples and more. Can't figure out how everything you like will come together? You don't have to imagine it. The Design Palace team will create a 3D panoramic rendering so you can see the result before you commit.

WHAT'S HOT: Tubs and vanities from Quebec's EVOS brand are popular picks at Design Palace. Clean, modern design is showcased in most displays, from the faucets and countertops to the designer kitchen right inside the door. Many shoppers also love the flexibility: Design Palace can be as involved as you like. You can simply pick your products and have your own contractor do the work in your home, or you can have Design Palace experts install and manage your project start to finish. Everything can be tailored to your preference.



FAVOURITES: The Man Cave built in to the far end of Design Palace is a popular draw for visitors who like to imagine a similar entertaining space in their own homes. The same goes for the freestanding soaker tubs – imagine yourself relaxing in a soothing bubble bath in one of these at the end of your renovation. Truly worth it.

GET THERE: 334 Manitou Dr., Unit A, Kitchener
519.748.0087 | designpalace.ca **OH**



STORY **ADRIENNE BROWN**
PHOTOGRAPHY **JASON HARTOG**
STYLING **RUSTIC CHARM DECOR** | **NEXT TIME AROUND**

Built on **LOVE**



ABOVE: These open stairs are made from 300-year-old elm. **TOP:** The tall front door welcomes visitors to this beautiful rustic abode. **LEFT:** Both the main living space and the master bedroom walk out to this stunning backyard space, which features a double-sided fireplace, conversation area and a hot tub.



This is the view of the great room from the front door and displays the homeowner's love for design and décor perfectly – every detail is carefully considered. The homeowners wrote personal notes and scriptures behind the drywall in each room to bless everyone who comes to visit.



This dining room at the front of the home features a long harvest table and has access to the kitchen through a coffee bar and pantry space.

All great homes are built on a groundwork of love – it's what makes any house a home. But not everyone can say their home is literally built on love.

From the ground up, the homeowners of this rural property were determined to build their home on love – truly. When they laid the foundation for their new home, the homeowners inscribed the word “love” in the concrete. Now, when they tell the story of their home, they always tell people it was built on love.

Built by **Breymark Homes** in 2017, the home seamlessly combines new and old features, which play off what the homeowner calls “my California roots and his Canadian boots.”

The owners purchased 10 acres south of Cambridge in 2002. They dreamed about the home they would eventually build there and, after 15 years, one child and lots and lots of thinking and planning, their dream finally came true.

Every detail and finish was carefully considered. The homeowner has an obvious passion for decorating and finding just the right items to complete every space in her home, which is why she helps other people do the same through her company, **Rustic Charm Décor**. She also turns to local décor stores, including her friends at **Next Time Around**, to help source items she can tailor to her space.

Continued on page 48



In the kitchen, the homeowners balanced a mix of rustic wood accents and country white cabinetry. Tractor stools top off the look at the island. **TOP LEFT:** The large stove with its custom range hood is a showstopper in the kitchen. **BOTTOM LEFT:** The homeowner has an affinity for painted furniture, such as the dining table and chairs in the eat-in kitchen.

Under foot, 300-year-old elm wood floors span the entire main level of the home. Timber beams immediately set the rustic chalet tone the homeowners were after and are complemented perfectly by the double-sided stone fireplace in the great room, which looks out to the expansive patio space.

Each stone in the fireplace was carefully hand-picked by the homeowners. It grounds the great room, which is open to the hallway above, as well as to the kitchen.

In the kitchen, the homeowners opted for a lighter look, with white cabinetry and a blue painted eat-in table and chairs. Leathered granite counters, stainless steel appliances and a beautiful wood range above the extra-wide stove finish the space. Guests can perch themselves on tractor stools while they sit at the nine-foot island.

A coffee bar just off the kitchen leads to the formal dining room as well as the dual mudroom and laundry room, which help organize gear as the family comes in and out of the home.

The homeowner loves the laundry sink in particular – her husband asked her to find a mudroom sink but “little did he know what he was in for,” she laughs. She found an old washtub at a nearby garage sale and her hunt was over. It wasn’t the vision her husband had in mind, but it works!

The dining room has a distinct French country feel, while still achieving elegance. Tall windows let light in from the front yard, highlighting the harvest table and rustic chandelier. *Continued on page 50*



ABOVE: No window coverings required at this rural property. Just beautiful landscapes and stars. **RIGHT:** The master bathroom has a soaker tub looking out to the backyard, as well as a dressing space and access to the walk-in closets. **BELOW:** Wood accents even make an appearance in the master bath, including framing out the rain shower.



The master suite and their young son's bedroom are both on the main floor. Their son is an avid BMX rider and his room reflects his love for the sport, plus other outdoor activities – perfect for a young teen. His parents' room, across the hall and beyond a large powder room, continues the home's French country rustic charm. It also walks out to the back patio, so they have easy access to their hot tub from their room. They also have a private master bath with a

statement rain shower framed in wood beams ("it's amazing!" raves the homeowner) and a luxurious soaker tub that looks out over their property. Two spare bedrooms, plus a den space, are located upstairs. The homeowners call their den "the loft," and it's a casual space to relax or watch television. The original plans for the home have been framed and hung on the wall in place of art. As for the spare bedrooms, first comes the

Continued on page 52

Creating a sight to be seen...

Family owned since 2013

TERCER SERVICES Ltd.

YEAR ROUND
PROPERTY SERVICES
Lawn Maintenance
Fertilization
Aeration/Rolling Mulch
Stonework & Interlock
...and more!

519.575.1235
Tercerservices@hotmail.com

ArtHaus 150
Home Decor | Art | Chalk Paint™ | Garden

Two great stores with so much to offer...

- CUSTOM DRAPERY
- UPHOLSTERY
- ORIGINAL ART
- HOME DECOR & CONSULTING
- CUSTOM PAINTING
- CUSTOM FURNITURE
- ARCHITECTURAL SALVAGE
- ...and much more!


Interior Design

Vintage Retail Store

Kathie Jordan Design

519.900.2034 | 519.772.6937
150 Victoria St. South, Kitchener | 87 Peel St., New Hamburg
www.arthaus150.com | www.kathiejordandesign.com

Mon - Fri 10am - 5pm | Sat -10am - 4pm | Sun - Closed



UPGRADE YOUR VIEW

REMODEL • REPLACE • RETHINK

Your Exclusive Local Dealer



Let us inspire you.
Visit us at 2236 Shirley Dr. Kitchener
519-578-3938 | bavarianwindows.com



“shabby chic room” where the homeowner’s mother stays when she visits from California. Decorated in a happy palette of pale yellow, white and seafoam green, the room is sweet and inviting. The homeowner incorporated vintage suitcases into the room, along with furniture from both the homeowners’ childhoods, which have been refinished to create a cohesive set.

Down the hall is the “denim room,” which the homeowner describes as a bit more masculine, although it doesn’t sacrifice fun and cosiness. Plaid, denim and pops of red finish the space, which is also used as a home office.

Continued on page 54



LEFT: The “shabby chic” spare room is feminine and pretty. **ABOVE:** The homeowners’ son’s bedroom has a bit of a wintery cabin feel to it, with lots of sports memorabilia and mementos. **BELOW:** The homeowners call this spare room “the denim room.”



THE NEW HOME OF THEartofHOME



THE ART OF HOME IS EXPANDING!

WE HAVE LOVED OUR MAIN STREET LOCATION FOR 6 YEARS. AS WE LOOK TO THE FUTURE, WE ARE EXCITED TO SHOW YOU A BIGGER & BETTER HOME + LIFESTYLE SHOP!

SEE YOU AT 11 AINSLIE STREET SOUTH!

More Details at: www.theartofhome.ca | 519.621.9237



Natür HARVEST SALE

S L E E P

Buy a Lifetime Mattress and get a FREE Ultimate Sleep Bundle!

Sleep Bundle includes a Natura premium wool Mattress Pad, Duvet and your choice of Pillow
Up to \$900.00 value!



22 Main St. Cambridge www.natursleep.com 226 606 9252

home & builder

The homeowner combed through junk yards and antique stores to find just the right pieces to finish off her home's décor, many of which they refinished to achieve just the right look. Similarly, many other pieces of furniture and décor are family heirlooms, so they hold special meaning.


A year after completion, everything in this home falls into place – and you can see it up close and personal. This home will be part of the Jolly Holly Festive Tour on Saturday November 10th and Sunday, November 11th, 2018, organized by the Imperial Order of the Daughters of the Empire Preston chapter. It will be decorated and staged for the holidays by the team at Next Time Around and finished with love by the homeowner. **OH**





ABOVE: The homeowners use this mudroom space to corral all their shoes, coats and outdoor gear. **TOP RIGHT:** On the other side of the room, the main-floor laundry is easily accessible and charming, complete with a galvanized laundry tub.






The original plans for the home hang on the wall as artwork.



519.208.4438
181 Park Street Waterloo, ON
www.giftedwaterloo.com
f t i p





GIFTS • HOME DECOR • PAPER GOODS & MORE




Gifted Waterloo is your go-to store for unique, beautiful and practical gifts, home decor and paper goods in the Waterloo Region. We also proudly carry a number of locally handmade items. Stop in to see all the wonderful things we've filled our little shop with!

Monday–Friday 10–6, Saturday 10–5

Art in the Heart of the City





UpTown Gallery is inside The Shops at Waterloo Town Square
75 King Street South, Waterloo, ON,
www.uptowngallerywaterloo.com

Next Time Around
6th Annual
Christmas Revealed Event
Saturday, November 3rd • Doors Open at 10am



next time **around** www.nexttimearound.ca
Mid-High End Furniture & Decor on Consignment
10,000 sq. ft. of Showroom Space
376 Hespeler Road, Cambridge
519.740. 6398 (NEXT)

10 WAYS TO GO BIG



Light Fixtures

Oversize lights add big drama and character to elevate the look of an entire space. This is especially true when you mix the scale of a grand chandelier with a modern shape to create an unexpected effect.

1 For a sense of balance, try a large pendant fixture with an airy form that includes a lot of clear glass or negative space, like an angular fixture. The silhouette is can't-miss-it big, but the look isn't overwhelming.

2 Floor lamps with a 24-inch shade or larger match the scale of a large piece of furniture like a bed or sofa, giving the whole grouping a sense of weight. Using simple drum or cone shades in a solid neutral colour makes sure the look is strong but not too heavy.

1. ZANEEN: 39-inch Willy 100 Suspension Light in Black **2. TROY LIGHTING:** Uni in Tide Pool Bronze **3. MOOOI:** Random Light in White

Patterns & Papers

In the digital era the options for patterns and even custom prints are virtually endless. Rather than playing it safe, consider using a paper or wallcovering with a large-scale pattern, one that you can see without having to stare at a wall up close.

3 Love a wallpaper with a large print but don't want to overwhelm the room? Such a wall covering is perfect for a single accent wall, paired with neutral paint for the remaining, creating a dramatic focal point in a balanced way.


4 When choosing a large-scale print for wall coverings, look for ones with light backgrounds that can be matched to a nearby wall colour. This helps create a seamless effect and a sense of depth, which avoids visually shrinking the room.

4. ROLLOUT: Colourinky Wallpaper **5. COLE & SON:** Bahia Wallpaper **6. OSBORNE & LITTLE:** Bamboo W7025-01 Wallpaper **7. ROLLOUT:** Ballpoint Pen Wallpaper **8. CALICO WALLPAPER:** Satori Mountain Wallpaper *Continued on page 58*



STORY **YANIC SIMARD**

In interior design, choosing the right scale is always important – and sometimes bigger really is better! Here are my top 10 ways in the home to consider going BIG with your décor choices to create a strong statement and a generous sense of luxury.



35+ YEARS SERVING KW HOME OWNERS
Debt Consolidation • Equity Renovation • New To Canada Investment • Spousal Buyout/Separation • Purchases/Renewals

Tracy Bennett
MORTGAGE AGENT
Lic. M08001257
519.576.4869
tracy.bennett@bennettcapital.ca

www.BennettCapital.ca
629 Guelph Street, Kitchener

*some conditions apply, based on mortgage amount

KITCHENS | BATHROOMS | FLOORING AND MUCH MORE!

YOUR ONE-STOP SHOP FOR COMPLETE HOME RENOVATIONS

334 MANITOU DR. KITCHENER, ON
519-748-0087 | WWW.DESIGNPALACE.CA

DESIGN PALACE

CALL US FOR A FREE QUOTE OR VISIT OUT SHOWROOM TODAY!

Take A Seat!

Canadian Made Custom Furniture Featuring

Jane
by Jane Lockhart



The "Junior" Swivel



The "Charlie" Chair




The "Bernie" Chair

ENJOY 20% OFF OF CUSTOM CHAIR ORDERS SEPT. 1 - 30th.

Ensure Holiday Season Delivery & Choose From a Wide Selection of Fabrics

the frugal decorator



good value • good design
72 St. Leger Street, Kitchener, ON
Suite 220 • 519.744.9280

www.thefrugaldecorator.ca

Residential & Commercial Concept Development
In-home Consultation • Renovations / Additions
Kitchen & Bathroom • Furniture & Window Treatment

Seating

Seating is definitely an area where quality should not be ignored for the sake of quantity. It is often better to have fewer bar stools or dining chairs in a generous size that people will truly want to use.

5 Regardless of the size of the seat you choose, a person needs 24 to 30 inches of width to dine comfortably. Choosing wide seats (24 inches or more) ensures each guest has enough space reserved, while giving your island or table a rich, filled-in look.

6 In a living or family room, use a wide, plush sectional sofa to create a comfortable environment for day-to-day lounging. Even in a small space, a large sofa will make a room feel grand, and you'll be able to fit in a few extra guests when entertaining.



9. CB2: Reynolds Navy Velvet Chair 10. ARTERIORS: Calvin Bar Stool 11. KORSON FURNITURE DESIGN: Obax Tub Chair

Art & Mirrors

Scale is never more important than when talking about wall art – after all, it's hard to make a statement if you can't even see the piece.

7 Gallery walls have been a trend for nearly a decade, and they have their place, but there's also a beautiful simplicity to a singular large-scale canvas or photo print. Choose a piece that takes up at least 60 per cent of the available wall height to make a grand statement and a true focal point.

8 To capture the eye and also double the apparent size of the space, choose an oversize mirror hung prominently on the wall. A circular shape will add some softness to the room, perfect for a bedroom, living room or dressing suite.



Kitchen Islands

With eat-in kitchens being ever more popular, many are choosing islands much deeper than the typical 30 to 42 inches. A large scale makes your island a standout visual feature as well as a central hub.

9 To allow for both diners and a home chef to coexist in harmony, consider an island that's 48- to 60-inches deep, with seating on two or three sides to allow for natural conversation. With a truly comfortable island, you might not need a separate breakfast nook at all.

10 To suit the scale of a feature island, consider a marble or quartz counter with rich veining. Keep in mind that large-scale veins won't show well on a small sample, so you'll want to visit a quality showroom to see larger slabs and get the full picture. OH

Direct from the **SAWMILL**

ENGINEERED & SOLID HARDWOOD FLOORING
Plus trims, mouldings, etc. Visit our Factory Showroom

ALL CANADIAN High quality hardwood flooring made using sustainably harvested local hardwoods

1580 Huron Road, RR#2 Petersburg 519.696.2424

BREEZEWOOD FLOORS breezewoodfloors.ca

P . P . P
PEPPER POT PLACE
VINTAGE REVIVAL

quality furnishings and all things vintage

519.572.2100
1871 Sawmill Rd, Conestogo
Retail & Interior Styling

Smart Shadings EVENT

Rebates starting at **\$250**

when you purchase select window shadings with PowerView® Motorization and a PowerView® Hub

HunterDouglas Gallery®

bauhaus
window coverings & draperies

In Home Consultations Available
The Region's only
Hunter Douglas Gallery Store

HunterDouglas Gallery®

Ask us about special savings on select Hunter Douglas operating systems.

Hours
9 - 6pm • Monday - Friday
9 - 5pm • Saturday

f p t

Bauhaus Waterloo | @bauhauswaterloo | Bauhaus Waterloo

646 Erb St. W @ Ira Needles,
Waterloo
519.886.7120
www.thebauhaus.ca



ACTIVA

Activa is proud to be Waterloo Region's largest and most active land developer and home builder, dedicated to creating spaces for families and individuals to thrive both in their communities and the homes within them.

No matter the type of home, price point, or community you choose to live in, we guarantee that your home will be built to the highest standards. You'll be delighted in our Design Studio where you will select your home's finishes with the help of our expert Design Studio Consultants in your one-on-one colour consultation.

We're not satisfied until our homeowners are thrilled, so we offer a customer experience that's second-to-none. Complete with a dedicated Customer Experience Coordinator, homeowners have several touchpoints throughout the homebuilding process, including our unique pre-drywall appointment so homeowners can see what's beyond the walls of their home.

To us, success is when a homeowner says "Activa made the process so easy", like the Hughes family of Kitchener did.

With Activa, you'll get not only a home that is as functional as it is beautiful, but also a seamless process with a team of industry leaders to keep excitement high and worries low. **Visit activa.ca/ourhomes to find your perfect home**

(Please see ad on pg 2&3 Inside Front Cover Gatefold)



TIMBER BARN

Located in the heart of St. Jacobs, the **Timber Barn** has become one of the most sought-after custom woodworking companies in the Kitchener-Waterloo region. Offering everything from handcrafted kitchens and reclaimed furniture, to beams and timber frames, the Timber Barn stands out with their innovative designs and attention to detail.

"They can build you what no one else can. They say they'll make your reclaimed dreams come true and they mean it. Their tradesmen are very professional, knowledgeable and don't cut corners. And they stand by their product...Visit their showroom and you will fall in love just as I did. Highly, highly recommend. I will return to them for more." - B Smith

Go against the grain with the Timber Barn, they encourage your unique vision and will work together with you to make it a reality! **View the Timber Barn's portfolio at timberbarn.ca or better yet, visit the showroom for the full Timber Barn experience**

(Please see ad on pg 35)



EXPRESSIONS ON KING

Owner Liana Timmermans graduated from a 3-year Interior Design program in London, Ontario and started selling Benjamin Moore paint to escape the cubical life. This worked out well because working with people, helping them with their home improvement projects is Liana's passion.

In 2004 Liana opened **Expressions on King** in Kitchener, offering the highest quality products and a full line of **Benjamin Moore** paints.

Expressions on King continues to thrive offering high end products and outstanding customer service. Expressions is a full Benjamin Moore dealer that also carries these other great products:

- Old Masters Stain
- Designer Wallpaper Books
- Custom Blinds
- Fabrics
- Custom Drapery

With a staff of six, comprised of 2 interior designers, 2 accredited decorators and second year interior design student, we are here to provide excellent colour, décor and interior design advice to our customers across Kitchener, Waterloo and Cambridge.

Conveniently located on **King Street near Sportsworld Crossing in Kitchener**, we are close to the 401, Hwy 8 and a short drive from anywhere in the tri-cities. We have ample parking and a comfortable space for you to go through paint swatches, fabric samples, wallpaper books and more!

expressionsonking.com

(Please see ad on pg 6)



CELEBRATE LIFE AT HOME WITH OUR HOMES

OUR HOMES magazine is your local home resource guide. Our readers love our magazine because we show and tell you about beautiful and unique local homes, retailers and products. Plus, we promote local service providers and help you find professional trades. Whatever you need to build, renovate or decorate, you will find in our much-loved magazine.

OUR HOMES magazines saturate 14 local markets in Ontario and connect to over 5 million readers annually with our advertisers through premium, consistent, local content and beautiful photography. Our readership and distribution numbers are audited. Our advertisers reach our highly sought out, high-income demographic through targeted distribution in each region and throughout Ontario.


Our website, ourhomes.ca, offers even more ideas for every homeowner.

Our readers keep **OUR HOMES** magazine as a reference and resource guide. A business directory in each quarterly issue and online makes it easy for readers to find our advertisers. Every advertiser in the magazine is listed in the Directory under their business category.

Now you can subscribe to **OUR HOMES**. Contact us at **subscribe@ourhomes.ca** Your favourite magazine will arrive quarterly in your mailbox.

ourhomes.ca

(Please see ads on pg 8, 10, 73)



THERMAFIBER: PROVIDING COMFORT FOR THE HOME

NEW Owens Corning Thermafiber® Mineral Wool Insulation provides fire resistant, thermal and acoustical solutions, perfect for residential new build and home renovation projects.

Thermafiber® residential mineral wool blankets are ideal for insulating walls, floor/ceilings, and attic spaces in homes. These products provide a high R-value/inch, excellent sound attenuation characteristics and outstanding fire performance. Products are also inorganic, non-combustible, and mould resistant. Thermafiber® products conserve energy and provide a minimum 70% pre-consumer recycled content.

Why choose Thermafiber® Mineral Wool Insulation?

- Fire resistant to temperatures above 1,093° C (2,000° F)
- Minimum 70% recycled content
- Easy to cut and install
- Secure cavity fit
- Mould resistant

Thermafiber® UltraBatt™ mineral wool insulation also makes homes energy efficient and Thermafiber® Fire & Sound Guard™ insulation is designed to provide enhanced acoustical control plus fire resistance all in one product. Ask for these products by name and enjoy the comfort.

To learn more about Thermafiber® Mineral Wool Insulation visit thermafiber.ca

(Please see ad on pg 5)



NEXT TIME AROUND

Are you always on the hunt for that one-of-a-kind piece but don't want to break the bank to get it?

Here at **Next Time Around** we understand that every home is just as special as the people who live in it, but your wallet shouldn't have to take the hit to decorate it that way. Specializing in mid to high end furniture and décor on consignment and serving the tri-cities area of Cambridge, Kitchener and Waterloo you are sure to leave with a unique piece and plenty of inspiration.

We also carry Fusion Mineral Paint and Miss Mustard Seed's Milk Paint for all your furniture painting needs and offer a large variety of hands-on workshops tailored to all levels. Be sure to check out our Facebook Page for a full listing of all upcoming classes.

Come and browse our 10,000 square foot showroom which offers something for everybody and remember that 'Great deals are found at Next Time Around'.

You can find us at 376 Hespeler Rd, Cambridge 519.740.6398 (NEXT) nexttimearound.ca

(Please see ad on pg 55)



UPTOWN GALLERY WATERLOO

Uptown Gallery Waterloo is a collective of twenty five professional award winning artists. Some members have shown and sold their work internationally and others have been published. Whether you are looking for great art, classes or an artist to do a commission, we can help you. When visiting our gallery, one of our knowledgeable artists will be happy to advise you on the work we sell.

The many mediums and styles make Uptown Gallery a place to find that totally unique piece for your home or for gift giving. The gallery hosts six shows per year so there is always something new. The artists' work range from traditional to contemporary to abstract art. These include mosaics, stained and fused glass, pottery, photography, paintings in coloured pencil, oil, watercolour, acrylic, assemblage and many others.

To appeal to any budget, we sell handmade cards and unframed pieces so that the purchaser is free to choose the framing of their choice.

We are open Monday to Saturday 11-6, Sunday 12-4. Our prices include tax and we accept debit, Visa and Mastercard. **We are located In The Shops, Waterloo Square, 75 King St S, Waterloo just around the corner from Valu-Mart in the mall. For more information please see our website: uptowngallerywaterloo.com** (Please see ad on pg 55)



KATHIE JORDAN DESIGN

Kathie Jordan Design is located in the oldest building in downtown New Hamburg while our sister store **ArtHaus150** resides in an old factory stripped down to its post and beam construction in Kitchener. Both are family owned décor and DIY shops. Kathie Jordan Design in New Hamburg is more traditional/ French Country in styling while ArtHaus150 in Kitchener is more mid century and loft living.

Both shops offer custom drapery, upholstery, furniture painting and workshops. We are proud stockists of both the **Annie Sloan** brand and **Farrow & Ball** Paint and Wallpaper. We are also your stockist for the amazing **Iron Orchid Design** product line.

These are shops for both the DIY enthusiast and those who would like the work done for them. We hope that you always leave feeling inspired by our spaces.

Come visit and find fabulous vintage finds and new accessories to create a unique space! **ArtHaus: 150 Victoria St S, Kitchener | arthaus150.com Kathie Jordan Design: 81 & 87 Peel St in Historic Downtown New Hamburg kathiejordandesign.com kathie@kathiejordandesign.com 519.772.6937**

(Please see ad on pg 51)

personal TOUCHES

PHOTOGRAPHY JASON HARTOG

From the flooring underfoot to the art you choose for your walls, it's the details that make your house a home. Reach out to these experts to help add a personal touch to your space.



CAREY MCCLEMENT

OWNER

Lucy Pearlle Vintage Studio & Vintage Market, Wellesley

What kinds of treasures can people find at Lucy Pearlle? Lucy Pearlle is a treasure hunt in every corner. You will find vintage and custom-built furniture, Bluestone House Chalky and Silky Patina Paints, vintage treasures, jewelry and just joining us, Grammy's Gourmet Gift Baskets.

Tell us about your location: We are located in a century-old mill. This building has had many stories told in it. With over 6,000 square feet, it allows for us to have both a large retail establishment and will also be home to Lucy's Creative Arts Centre opening September 2018.

What's the story behind the name Lucy Pearlle? Lucy Pearlle is a name I made up and love. Simple as that! And yes, you can call me Lucy!



ASSEM HAMDY, MICHAEL CHOW, JANE BAYNE, MARY GUILLAUME & MARY LOU HILLER

ARTISTS

UpTown Gallery, Waterloo

Tell us about your collaborative work space and gallery: UpTown Gallery is a collective of 25 local artists. Our space houses four galleries as well as a large teaching area that is opened twice a year to host special event shows. The work of artists is intermingled and there are six shows per year so there is always something new.

How do you help promote local artists? Our artists are promoted through our website, Facebook and Instagram. We encourage visiting artists to apply for membership in the gallery or to take classes with our qualified instructors. A bi-monthly newsletter is sent out to our interested patrons. Our members have displayed their work in the Centre for International Governance and Innovation for several years.

What's one thing you wish more people knew about art in Waterloo Region? Many Artists in Waterloo Region are formally trained here and internationally. They have been published in books and magazines. Their work has been sold and recognized internationally.

Continued on page 64

people



JOHN COGHILL
OWNER
Cabneato, Kitchener

What products and services do you offer?
We offer a wide range of options to use your existing cabinets to get the kitchen you've always wanted. From cabinet refacing, new stone countertops and tile backsplashes to pot drawers, soft-close hinges and even new cabinetry, we can be the only call you need to make.

About how much can homeowners save by transforming their existing cabinetry rather than replacing it? The cost of refacing is usually about one-third the cost of getting new cabinetry. You save money, time, and the mess of a major renovation and get a final product that will have your friends thinking you got a brand new custom kitchen.

What can people expect from a Cabneato consultation? When you call Cabneato for a design consultation, you can expect our showroom on wheels to come to your door with lots of samples and ideas to help you envision your new kitchen in your current space. I will walk you through the process so that you know what to expect and our clients often learn that they have even more options than they think. A few measurements later, and we'll have enough information to get you an accurate quote.

Continued on page 66

Eclipse™ Shutters are low maintenance.

Canadian Made
Easy to Clean
Energy Efficient
25-Year Warranty

Blinds Are Us
Gallery Showroom

**Family Owned & Operated
for Over 20 Years!**

299 Manitou Drive, Kitchener
519.893.8687

www.blindsareus.ca

**WHAT'S YOUR VISION
for Canada?**

We dream of a country where each new generation can explore rugged shorelines, wide-open prairies and vast forests. A place where wildlife can thrive.

This is the vision that drives the Nature Conservancy of Canada. We identify the land, we secure it, and we protect it. Forever. It's that simple and that effective. But we can't do it alone.

To find out how you can help, visit natureconservancy.ca
1-800-465-8005

NATURE CONSERVANCY
CANADA

CHARITABLE REGISTRATION NUMBER 11924 6544 RR0001
WESTON FAMILY CONSERVATION CENTRE; PHOTO BY LIZ SAUNDERS.

MIKE LEACH

GENERAL MANAGER

BreezeWood Floors, Petersburg

What products and services do you offer?

BreezeWood Floors is an innovative designer and manufacturer of quality Canadian solid and engineered hardwood flooring.

Tell us about your sustainable hardwood products: All BreezeWood hardwood floors are made using quality hardwoods sustainably sourced from woodlots within 100 kilometres of its Southwestern Ontario sawmill, resulting in an extremely low carbon footprint. Working with local farmers and tree lot owners, BreezeWood participates in sustainable forestry by strongly supporting local tree bylaws, educational programs and other initiatives, which are all part of a solution to maintain and enhance our natural environment and quality of life for us and future generations in Ontario.

What's trending in flooring right now? Hardwood flooring is always a popular choice for its authenticity, warmth and value. Rustic looks are trending as well as wood flooring in mid-tone browns, grey-browns, naturals, and neutrals that pair nicely with greys. Our XL Rustic hardwood flooring line is very popular as a true rustic grade hardwood floor in wide lengths and long board lengths up to 12 feet long. **OH**



xanadu

fine cabinetry and interiors

SEE OUR DIRECTORY FOR ALL CONTACT INFORMATION.

AUTUMN'S PRECIOUS RESOURCE

STORY WALTER FRANCZYK

PHOTO: WALTER FRANCZYK

RAKING LEAVES AND BAGGING THEM FOR PICKUP AT THE CURB IS A SIMPLE WAY OF RIDDING THE YARD OF AUTUMN'S ANNUAL BOUNTY, BUT IT'S ENVIRONMENTALLY UNFRIENDLY.

Especially for those who drive somewhere to collect or buy compost for the garden. Hauling away leaves and carting home compost needlessly burns fossil fuels.

Better solutions can be found right at home. A mature deciduous tree sheds hundreds of thousands, perhaps as many as a half million, leaves every fall. Year after year, this colourful descent adds tonnes of organic matter to the environment. It's a plentiful and renewable natural resource. Here are five ideas for dealing with leaves.

GIVE THEM AWAY

If you don't want the leaves that fall in your yard, you can offer them to a neighbour. This overture might be unwelcome or redundant if most of your leaves have already blown onto your neighbour's property. But it's worth a try. An avid gardener next door just might accept the offer. Some gardeners admit to supplementing their own leaf harvest by cruising residential subdivisions and taking the large paper bags full of leaves left at the curb for yard waste collection.

LEAVING THEM

Leaves are beneficial in yards and gardens. They serve as habitat for salamanders and insects. Completely removing them deprives soil of nutrients that percolate into the ground if leaves are left to rot naturally. But if you want to leave the leaves, it's best to leave them in wooded areas and beneath shrubs. If you want leaves to remain on the lawn, it's best to shred them with a lawnmower or place them in a big garbage bin and chop them up with a weed-whacker, before spreading them on the grass. If left un-shredded on the lawn, leaves will trap moisture, block sunshine and create bare patches in spring that will require more yard work to repair.

TIP: Completely removing leaves deprives soil of nutrients – why not leave some on the lawn? Shred them with the lawnmower first to avoid bare patches in the spring.

TIP: It's easier to till organic matter that is broken down. Leaves can be shredded into small pieces with a lawnmower, or place them in a big garbage bin and chop them up with a weed-whacker.

MULCHING

Adding leaf mulch around the base of trees and shrubs and atop perennial beds provides many benefits. Leaf mulch improves soil fertility. It inhibits the growth of weeds and prevents evaporation of moisture. It helps to protect plant roots, keeps soil warmer in winter and cooler in summer, and reduces soil erosion. It's welcoming to earthworms that aerate the soil and help release nutrients. Dried leaves can be chopped into mulch with a lawnmower. If trees and plants have been previously mulched, remove the old material. A new layer of three to four inches of shredded leaves can be added around trees and shrubs. Two to three inches will suffice for perennial beds. Mulch will reduce the need for watering, weeding and herbicides.

TILLING

With a lawnmower, leaves can be shredded into pieces and tilled into the garden, where they improve soil quality. Leaves will increase organic matter, allow soil to hold more moisture and make it easier to till. Leaves add carbon, calcium, nitrogen, magnesium, potassium, phosphorous, iron and manganese to the soil. Decomposition is required to release these nutrients over time, but in the long run, they will enhance soil fertility. Scientists at Rutgers University in New Jersey found that due to the high carbon content of leaves, little of their organic nitrogen will be immediately available to flowers and vegetables, so some additional nitrogen fertilizer will be needed.

COMPOSTING

Composting leaves will turn them into an organic, nutrient-rich soil conditioner. Composting bins can be bought at garden supply centres or hardware stores, but it's easy to make one. Wooden shipping skids, turned on their sides and attached at the corners, will serve nicely. It's best to leave one side open or hinged to allow easy access. Chicken wire, rolled and fastened into a three-foot diameter bin, will also work. Composting works best when three parts brown material, such as leaves, are layered and mixed with one part green material – grass clippings, vegetable peels, tea bags, coffee grounds, cut flowers or manure. Keep the pile moist. Turning it weekly will speed decomposition and prevent odours. After a few months, the pile will break down into a dark, valuable soil supplement that helps aerate and feed garden soil. Spread about a half-inch layer of compost over the entire garden. When transplanting, add compost to the soil surrounding plants. **OH**

TIP: Alternate the compost layers between green (veggie scraps, grass clippings, coffee grounds) and brown (twigs, leaves, shredded newspaper). The smaller the material the faster it will break down.

double take

HIT THE BOOKS IN style

Recreate this look in your own home.

1. **ARTERIORS:** Zanadoo Fixed Chandelier in Antique Brass 2. **SURYA:** Eternal Wall Art 3. **SURYA:** Fargo Pouf in Taupe & DeSoto Pouf in Tan 4. **STRUCTUBE:** Emerson Desk 5. **INDIGO:** B. Fruit Abacus 6. **FUSION MINERAL PAINT:** Metallics Pale Gold 7. **MUUTO:** Visu Chair Wood Base in Rose **OH**



* For a little added glam, paint the legs of this desk gold!

PHOTO: JASON HARTOG



the GALLERY

"Capture Waterloo Region"

We asked our artists to paint, sketch, or photograph the beauty of our Waterloo region.

This show will be open from Sep. 21st - Nov. 17th
Make it part your plans to see this great show!



"City Hall Clock Tower"
by Jack Jackowetz

FRAMES by VERNE

NEW LOCATION



Your home for CUSTOM FRAMING for over 28 years!

519.489.6038
299 Manitou Drive, Kitchener ON N2C 1L5



a place to find all things vintage



NOW FEATURING
GRAMMY'S GOURMET
GIFT BASKETS

Lucy Pearlles Specializes in Inspiration & Vintage

SO MANY EXCITING THINGS HAPPENING,
YOU REALLY NEED TO COME BE INSPIRED.

Features Over 40 Artisans & Vintage Vendors

Retailer For Bluestone House Chalk Paint

For All Your Chalk Painting Needs

www.lucypearlle.ca



LucyPearlle

3677 Nafziger Road, Wellesley, Ontario

Tuesday & Wednesday 10am - 4pm
Thursday & Friday 10am - 7pm
Saturday 10am - 5pm • Sunday 12pm - 4pm
Yes, we are OPEN all YEAR!

OUR HOMES attracts the area’s finest businesses to advertise in our pages, and utilize our unparalleled distribution and coffee-table appeal to market their products and services. We’re making it easier for you, our readers, to become educated as you plan your home- and real estate-related purchasing decisions. View these business ads online at ourhomes.ca/waterloo. The listings below are organized alphabetically by industry.

ANTIQUES, REPRODUCTIONS

Next Time Around, 55, 61

ARTISANS, ARTISTS, ART GALLERIES & WORKSHOPS

Frames by Verne, 71
Kara’s Stained Glass, 21
Lucy Pearlle Studio and
Vintage Market, 71
Paint by Munzy, 33
UpTown Gallery, 55, 61

AUTOMOBILES

Subaru Canada, 4

BUILDERS & NEW HOME DEVELOPMENT

Activa, 2&3 (Inside Front Cover Gatefold), 60
Stonecroft Homes, 21

CARPETS, RUGS

Factory Flooring Carpet One
Floor & Home, 33
Rich-Craft Interiors, 35
Silk Road Persian Rugs & Interiors, 9
U-Save Flooring, 33

COUNTERTOPS, GRANITE & STONE

Greensville Soapstone Company, 17
Heinz Custom Woodworking, 75
Schweitzer’s Plumbing Centre, 13

CUSTOM FRAMING

Frames by Verne, 71

EXTERIOR IMPROVEMENTS

RMW Exteriors, 9

FINANCIAL SERVICES, INSURANCE & MORTGAGES

Mortgage Architects Bennett
Capital Team, 57

FINE WOODWORKING, FURNITURE REFINISHING, CUSTOM FURNITURE & CARPENTRY

Jacob’s Woodworking, 15
Timber Barn, 35, 60

FIREPLACES & STOVES

Overland RNC, 17

FLOORING, TILE, STAIRS, RAILINGS & TRIM

BreezeWood Floors Kitchener
Forest Products, 59
Design Palace, 57
Factory Flooring Carpet One
Floor & Home, 33
Rich-Craft Interiors, 35
U-Save Flooring, 33

HEATING & COOLING

Overland RNC, 17

HOME ACCENTS, HOME DÉCOR, FURNITURE & COLLECTIBLES, GIFTS

Art Haus 150, 51, 61
Bauhaus Window Coverings
& Draperies, 59
Blinds Are Us, 65
Cornerstone Home Interiors, 40&41
Expressions on King, 6
Gifted Waterloo, 55
Heer’s Paint & Décor, 6
Home Furniture, 80
Kathie Jordan Design, 51, 61
Lucy Pearlle Studio and Vintage Market, 71
Natür Sleep, 53
Pepper Pot Place, 59
Smitty’s Fine Furniture, 79
The Art of Home, 53
The Frugal Decorator, 57

HOME IMPROVEMENTS & HOME RENOVATIONS

RMW Exteriors, 9
The Frugal Decorator, 57

INSULATION

Owens Corning, 5, 61

INTERIOR DECORATING & INTERIOR DESIGN

Expressions on King, 6
Graham’s & Son Interiors, 77
Heer’s Paint & Décor, 6
Kathie Jordan Design, 51, 61
Suzanne Tait Interior Design
& Decorating, 33
The Frugal Decorator, 57
Xanadu Fine Cabinetry and Interiors, 67

KITCHEN & BATH

Cabneato, 11

Design Palace, 57
Graham’s & Son Interiors, 77
Heinz Custom Woodworking, 75
Jacob’s Woodworking, 15
Schweitzer’s Plumbing Centre, 13
Xanadu Fine Cabinetry and Interiors, 67

LANDSCAPE DESIGN, LANDSCAPING, LAWN & GARDEN

Tercer Services Ltd, 51

PAINTING & DECORATING

Art Haus 150, 51, 61
Benjamin Moore, 6
Expressions on King, 6
Heer’s Paint & Décor, 6
Kathie Jordan Design, 51, 61
Lucy Pearlle Studio and
Vintage Market, 71
Riverbank Interiors, 6

PLUMBING

Schweitzer’s Plumbing Centre, 13

REAL ESTATE

Royal LePage Wolle Realty –
Michael Hewitson, Cheryl Heisler, 39

ROOFING

Lifestyle Home Products, 7

SOLARIUMS & SUNROOMS

Lifestyle Home Products, 7

SPECIAL ASSOCIATIONS

Nature Conservancy Canada, 65

UPHOLSTERY

Kathie Jordan Design, 51, 61

WINDOW FASHIONS

Bauhaus Window Coverings
& Draperies, 59
Blinds Are Us, 65
Graham’s & Son Interiors, 77
Kathie Jordan Design, 51, 61

WINDOWS & DOORS

Bavarian Windows, 51
Golden Windows, 39

Advertise With Us



Give your business the benefit of premium exposure and connect, like never before, to our extensive targeted readership!

Premium
high gloss
coffee table
magazine

Most targeted distribution via
neighbourhood and personalized mail
delivery to high value households and
businesses throughout the area

Distribution throughout select fine
furniture stores, real estate offices, builder
show homes, golf and country clubs and
other high value, high traffic locations

OUR HOMES publishes 14 regional magazines
quarterly in the following LOCAL markets:

- Barrie/Orillia/Midland • Grey Bruce • Hamilton • London • Muskoka • Niagara
- Oakville/Burlington/Mississauga • Ottawa • Peterborough • Southern Georgian Bay
- Toronto & York Region • Region of Waterloo • Wellington County/Orangeville/Caledon • Windsor

CONTACT US FOR MORE INFORMATION:

Pam Gummerson Account Executive **T:** 519.217.8717 **E:** pam.gummerson@ourhomes.ca



STYLE • COMFORT • IDEAS • REAL ESTATE
ourhomes
celebrating life at home

cooking at home

PUMPKIN TURMERIC SOUP

Spiced with fresh turmeric and ginger, this pumpkin soup brings abundant flavour and warmth to your fall table.

RECIPE AND PHOTOGRAPHY
JENELLE MCCULLOCH



INGREDIENTS

- 1 Tbsp coconut oil
- 1 medium pumpkin, peeled, seeded and cubed
- 1 medium onion, diced
- 5 carrots, diced
- 2-inch piece fresh turmeric, peeled and diced
- 3-inch piece fresh ginger, peeled and diced
- 3 cloves garlic, roughly chopped
- Chili flakes, to taste
- 4 cups vegetable stock
- Pumpkin seeds to garnish

DIRECTIONS

In a soup pot, melt coconut oil over medium-high heat. Add pumpkin, onion, carrots, turmeric, ginger, garlic and chili flakes. Sauté until pumpkin and carrots begin to caramelize. Cover with vegetable stock and simmer for about 30 minutes. Using a hand blender (or transfer to a food processor or blender), blend until smooth. Garnish with pumpkin seeds to serve. **OH**

online Get more recipes at ourhomes.ca/mag/cook

MAKING YOUR HOUSE... A HOME



HEINZ CUSTOM WOODWORKING INC.



**QUALITY CUSTOM-MADE KITCHENS,
VANITIES, WALL UNITS & CLOSETS**



519.669.9145
85 Earl Martin Drive Unit#1 Elmira ON N3B 3L4
info@heinzcustomwoodworking.com

www.heinzcustomwoodworking.com

finishing touch



1 JONATHAN ADLER:
Lampert Sofa in
Venice Peacock



2 BRENTWOOD
CLASSICS:
Lunetta Sofa
in Samira Red



3 STRUCTURE:
Emilie Velvet
Sofa in Green



4 ROCHE
BOBOIS:
Odea Sofa in
Sea Green



5 MOOOI: Boutique
Delft Blue Jumper

Continued on page 78

BOLD & beautiful

Make a statement in your favourite lounging space with a sofa in a bold colour.

Graham's & Son

Your Complete Decorating Design Centre

INTERIORS


SINCE 1975



MAXMAR
WINDOW FASHIONS

FREE
MOTORIZATION
ON ALL ROLLER
SHADES, DUAL
SHADES AND
SUNSET SHADES
FROM NOW UNTIL
OCTOBER 31ST

FREE IN-HOME CONSULTATION



Kitchen & Bath Renovations • All Flooring Services • Custom Draperies • Wood & Vinyl Shutters • Blinds & Shades • Painting
Custom Upholstery & Refinishing • Drapery Cleaning & Alterations • All Counter Top Surfaces • Professional Interior Decorating



Always Looking For Contractors, Decorators & Installers

Your 1st Choice for Superior Window Fashions & Kitchen & Bathroom Renovations for 42 Years.

Best Kitchen Renovation • Best Interior Decoration • Favourite Blind & Drapery Store

Our Family Would Like to Thank You for Your Continued Support!



GRABER



finishing touch

6

THE ART SHOPPE:
Blush Sofa



7

ELTE:
Hunter Sofa



8

BOCONCEPT:
Osaka Sofa
in Turquoise
Napoli



10

NUEVO: Janis
Sectional Sofa in
Midnight Blue



9

CB2: Club Rust
Velvet Sofa



11

VANGUARD
FURNITURE: Hans Sofa
in Vineyard Steel OH



PALLISER®

Smitty's
FINE
FURNITURE



For the LOVE of
CANADIAN
FURNITURE

HANOVER SHOWROOM 170-3rd Street 519-364-3800 KITCHENER SHOWROOM 170 Gateway Park Drive 519-658-9313

smittysfinefurniture.com

Pick up a copy
of our new Fall
catalogue today!

Fall Savings

aeroplan

ST. JACOBS



— AND APPLIANCES —

Home Furniture
1421 King Street N.
Downtown St. Jacobs
(519) 664-3301

Mon - Fri 9 to 6
Sat 8 to 5 • Sun 12 to 5



homefurniture.ca