

SUMMER 2019

STYLE ■ COMFORT ■ IDEAS ■ REAL ESTATE

# ourhomes

R E G I O N O F W A T E R L O O

**Inspired**  
UPTOWN DESIGN

HOME  
BUYER  
MUST-HAVES

+ **sweet**  
CITRUS PAVLOVA

HOW TO MAKE AN  
**ENTRANCE**

THE ULTIMATE  
OUTDOOR KITCHEN

*dreamy*  
RURAL RETREAT





## RICH COLOUR THAT STAYS TRUE OVER TIME.

Find expert service and every colour you can imagine at your locally owned Benjamin Moore® retailer.

AYR **Riverbank Interiors** 4 Stanley St | 519.632.7422 | benjaminmoore.com

CAMBRIDGE **Bayley's Decorating Centre** 561 Hespeler Rd | 519.621.4745 | bayleysdecorating.com

CAMBRIDGE **Galt Paint & Paper Co.** 250 Dundas St S | 519.621.9580 | galtpaintandpaper.com

GUELPH **Heer's Paint & Décor** 245 Edinburgh Rd Unit 9 | 519.836.4731 | heerspaint.com

KITCHENER **Expressions On King** 4281 King St E | 519.653.0115 | expressionsonking.com

KITCHENER **Heer's Paint & Décor** 428 Gage Ave Unit 4 | 519.578.5330 | heerspaint.com

WATERLOO **Heer's Paint & Décor** 583 King St N Unit 2B | 519.772.1127 | heerspaint.com





# Schweitzer's

## Plumbing Centre

Visit our showroom to design a sleek, fashionable space with the help of our experienced designers.

**1768 Erb's Rd. West, St. Agatha, ON**  
Just 5 minutes west of Waterloo across from Angie's Kitchen

**519.747.1819**

"Jazz for Adults"




**GROHE**


Best of houzz 2019 SERVICE

[www.schweitzers.ca](http://www.schweitzers.ca)

find us on facebook

## Jazz for Adults

SUN LIFE FINANCIAL  
UPTOWN  
WATERLOO  
**JAZZ**  
FESTIVAL



Proudly Sponsoring a Performance, July 19th at the Jazz Room, Waterloo during the Uptown Waterloo Jazz Festival.





3,000 acres of parks is something to celebrate – especially when they're connected with an extensive trail system



# K-W

## THE BEST PLACE TO CALL HOME



< THE **SUMMERPEAK** MODEL IN VISTA HILLS WATERLOO

Our Region is innovating constantly with new tech start ups, great schools and unique businesses



BACK-TO-BACK CONTEMPORARY TOWNS -  
THE 124 KITCHENER

### WE'RE A LITTLE BIASED THOUGH.

Activa is proud to be the Region's largest and most active home builder, and we look forward to helping you find your perfect home. We've been around for awhile, and we build locally because we love this Region and the people in it! You can find Activa & our team enjoying local food, supporting small businesses and thriving in this Region. After all, it's our home too.

Photography and renderings may show optional features which may not be included in the base price. Landscape areas and plantings are concepts only and may vary from finished landscape. See Sales Representatives for more information. E. & O. E. JUNE, 2019.

- ▶ **ENERGY STAR®** CERTIFIED HOMES
- ▶ **918-4000+ sq. ft.** MIDRISE CONDOS, TOWNHOMES + SINGLES FROM \$309,900
- ▶ **PARKS & TRAILS** JUST STEPS AWAY
- ▶ **MASTER-PLANNED** COMMUNITIES

# ACTIVA.CA

DISCOVER MORE K-W!

DESIGNED + BUILT BY  
**ACTIVA**







**DECOR-REST**  
FURNITURE LTD

*Paragon*  
KITCHENS

We are kitchen obsessed!  
[paragonkitchens.com](http://paragonkitchens.com)

MIRALIS   

*Smitty's*  
FINE  
FURNITURE

*70*  
Years

For the LOVE of  
**CANADIAN**  
FURNITURE

Hanover Showroom 170 3<sup>rd</sup> Street 519-364-3800 Hours: M-F 10am-6pm Sat 9am-5pm Sun 11am-5pm  
Kitchener Showroom 170 Gateway Park Drive 519-658-9313 Hours: M-W 10am-6pm T-F 10am-8pm Sat 10am-6pm Sun 11am-5pm

[smittysfinefurniture.com](http://smittysfinefurniture.com)



**DIRECT FROM THE SAWMILL**



**PROUDLY CANADIAN!**

**PREFINISHED • ENGINEERED • SOLID HARDWOOD FLOORING**  
Plus trims, mouldings, etc. Visit us for all your lumber needs!

**breezewoodfloors.ca**

**FACTORY STORE & SHOWROOM**  
**1580 Huron Road**  
**RR#2, Petersburg**  
**519.696.2424**



**BREEZEWOOD FLOORS** ACROSS FROM THE DUNDEE COUNTRY CLUB GOLF COURSE

**AUGUST 22<sup>nd</sup> & 23<sup>rd</sup> 12-7pm**

**POP-UP SHOP**

- art
- lamps
- vases
- chairs
- tables
- accents

*\*All Sales Final*

**Special Pricing & Door Prize Giveaways**

**the frugal decorator**  
*good value • good design*

Suite 220 - 72 St. Leger Street - Kitchener, ON  
519.744.9280  
www.thefrugaldecorator.ca

**good value - good design**  
Commercial and Residential Interiors

STYLE • COMFORT • IDEAS • REAL ESTATE

**ourhomes**  
REGION OF WATERLOO

**REGIONAL PUBLISHERS** Jamie Jefferson  
Georgette McCulloch

**REGIONAL MANAGING EDITOR** Cheryl Long

**REGIONAL PRODUCTION MANAGER** Tracy Shuttleworth

**MARKETING & ADVERTISING** Pam Gummerson, 519.217.8717  
pam.gummerson@ourhomes.ca

**REACH US EASILY: [firstname.lastname@ourhomes.ca](mailto:firstname.lastname@ourhomes.ca)**

OUR HOMES is a registered trademark of OUR HOMES MEDIA GROUP INC.  
OUR HOMES Region of Waterloo is published four times a year.

OUR HOMES is distributed to residents of Region of Waterloo via direct delivery. Copies of OUR HOMES are available for free pick up at high traffic locations throughout the region.  
OUR HOMES is distributed to select business leaders via direct delivery.

Please send all letters and/or feedback to OUR HOMES Magazine,  
25 Elgin St., Collingwood, ON L9Y 3L6. Or email us at [editor@ourhomes.ca](mailto:editor@ourhomes.ca).  
All letters received are subject to editing for grammar and length.

#### OUR HOMES MEDIA GROUP INC:

##### EDITORIAL

**EDITOR-IN-CHIEF** Georgette McCulloch  
**ASSOCIATE & WEB EDITOR** Laurel Fortin

**MANAGING EDITORS**  
Nancy Belgue, Walter Franczyk,  
Mary Hatt, Cheryl Long,  
Gina Makkar, Sara Martin,  
Tiffany Mayer, Georgette McCulloch,  
Melissa North, Merrill Patterson,  
Heather Wright

##### ART

**ACTING ART DIRECTOR**  
Robynne Sangiuliano

**ASSOCIATE ART DIRECTORS**  
Sheila Britton, Michelle Losier

**DIRECTOR OF PHOTOGRAPHY**  
Jason Hartog

##### PRODUCTION

**PRODUCTION DIRECTOR** Lynn Derrick

**PRODUCTION MANAGERS**  
Julia Dempsey, Kelly Donaldson,  
Marilyn Reid, Tracy Shuttleworth

##### OPERATIONS

**MANAGING DIRECTOR, SALES & MARKETING**  
Jamie Jefferson  
[jamie.jefferson@ourhomes.ca](mailto:jamie.jefferson@ourhomes.ca)

**MANAGING DIRECTOR, OPERATIONS**  
Georgette McCulloch

**ACCOUNT EXECUTIVE** Lisa Ormsby

**REGIONAL ACCOUNT EXECUTIVE** Suzanne Strong

**BUSINESS DEVELOPMENT** Kelly Craig

**ACCOUNTING** Tyler Annette

**ACCOUNTS RECEIVABLE** Cindie Tonon

##### CONTRIBUTORS

Sheila Britton, Tara Chattell, Kathleen Duncan, Bonnie Fox, Jason Hartog,  
Kelly Horkoff, Gordon King, Cheryl Long, Sandy MacKay, Sara Martin,  
Dawn McConnell, Georgette McCulloch, Jenelle McCulloch,  
Tamarisk McNalty Stephens, Dolores Pian, Melanie Rekola, Max Wedge

Advertisements and the content, including photos, of advertisements published within OUR HOMES magazine are supplied solely by the advertiser and neither the publisher nor OUR HOMES Media Group Inc. accept responsibility for opinions expressed in advertisements or for copyright issues with regards to photos, advertising copy and advertisements, nor shall they be held liable thereby. By act of reading this publication, all advertisers and readers agree to indemnify and hold harmless both OUR HOMES Media Group Inc., and the publisher thereby. Copyright ©2019 OUR HOMES Media Group Inc. All rights reserved. Reproduction without permission is prohibited.

##### OUR HOMES CAN BE FOUND IN THE FOLLOWING MARKETS:

• Barrie/Orillia/Midland • Grey Bruce • Hamilton • London • Muskoka  
• Niagara • Oakville/Burlington/Mississauga • Ottawa • Peterborough  
• Southern Georgian Bay • Toronto & York Region • Region of Waterloo  
• Wellington County/Orangeville/Caledon • Windsor




Motorized  
Shutters have  
Arrived from  
Eclipse by  
Shade-O-Matic

**New!**

**ECLIPSE**  
SHUTTERS  
by shadeomatic

**Home Automation**  
Has Never **Looked So Good**

Visit Our Showroom To Try Them For Yourself!

 Canadian Made!

Complimentary Check Measure Available!



BlindsAreUs.ca | @blindsrus

**Blinds Are Us**  
*Gallery Showroom*

Offering the best in quality & customer service to the region for over 24 years! Family owned & operated!

**519.893.8687**

299 Manitou Dr., Kitchener  
[www.blindsareus.ca](http://www.blindsareus.ca)

Blinds | Drapery | Shutters & More





### WHEN WE RENOVATED PART OF OUR HOME

over a year ago, images of immaculate white kitchens with gleaming appliances and pops of strategically placed colour served as my inspiration. Then came the challenging part, sourcing the details – from countertop to fireplace stone to light fixtures – that would tie everything together.

My favourite additions to the space are linked to colour; we chose shades of azure and teal as accents and they stand out boldly against the grey, white and silver tones that dominate the room. They remind me of cloudless skies, Caribbean waters and the warmth of summer days. It's no coincidence that this summer issue mirrors my happiest time of year.

Inspiration is a theme that runs throughout this issue. You'll find great options for outdoor décor in our Style Picks and our Spotlight looks at a local business that specializes in everything needed to create the ultimate backyard oasis. But what truly inspires me are the stories behind our feature homes.

Shirecrest Homes constructed the forever home profiled in this issue's Home & Builder. The country property allowed its owners to imagine and realize a gathering place for their expansive family, including nine grandchildren. The backyard is built for fun – there's an in-ground pool, gas firepit and stunning pool cabana with TV, fireplace, wet bar, outdoor shower and more. Family memories will be made there for years to come.

Just minutes from Uptown Waterloo, another feature takes a stroll through the dream home of a young couple who took renovation to the next level. Finding inspiration from some online platforms, they completely transformed a neglected triplex, breathing new life into what is now a place worthy of its own social media showcase.


I hope this issue brings you a little inspiration now that summer has finally arrived. Enjoy!

*Cheryl Long*

Cheryl Long, Managing Editor  
cheryl.long@ourhomes.ca

Follow us     
Subscriptions [subscribe@ourhomes.ca](mailto:subscribe@ourhomes.ca)

online Get more at [ourhomes.ca](http://ourhomes.ca)



Thrilled  
with my new  
kitchen!

# Jacob's Woodworking

Making your ideas reality since 1992



## CUSTOM KITCHENS

Specializing in Traditional  
Face Framed Cabinetry



**CUSTOM CABINETS &  
PROJECT MANAGEMENT**  
We handle all the details - countertops, plumbing,  
electrical, backsplashes, & flooring!

Rockwood, ON  
**519.856.0256**  
[info@jacobswoodworking.ca](mailto:info@jacobswoodworking.ca)  
[www.jacobswoodworking.ca](http://www.jacobswoodworking.ca)



# CONTENTS

## SUMMER 2019



18



44



26

### ON THE COVER

An Uptown Waterloo triplex undergoes a dramatic transformation. Story, page 26. Photography by Jason Hartog.



16



66

### LOCAL FEATURES

- 16 Style Picks** Dress up your outdoor living space with fresh décor.
- 26 Feature Home** A renovated Waterloo triplex blends vintage with mid-century modern.
- 42 Spotlight** Everything you need for the ultimate backyard oasis at Premium Wholesale Home & Leisure.
- 44 Home & Builder** Shirecrest turns a couple's dream home into reality.
- 60 People** Handy advice from local indoor and outdoor design experts.

### DEPARTMENTS

- 10 Editor's Note**
- 14 Advice** Ultimate Outdoor Kitchen
- 18 Cooking At Home** Sweet Citrus Pavlova
- 20 Projects** DIY Nautical Light Posts
- 22 Design Ideas** Ceilings With Drama
- 38 Green Living** Cool Energy Saving Tips
- 54 Decorating** Innovative Wall Treatments
- 56 Gardening** The Multi-Purpose Hedge
- 66 Double Take** Design A Stylish Entryway
- 70 Real Estate** Homebuyer Must-Haves
- 72 Projects** Make A Cutlery Caddy
- 74 Home Resource Directory**
- 76 Good Taste** S'more-Inspired Cocktail
- 78 Finishing Touch** The Best In Hardscapes

## Graham's & Son

### INTERIORS

Your Complete Decorating Design Centre

SINCE 1975



MAXMAR  
WINDOW FASHIONS

WINDOW COVERINGS FOR ANY ROOM • FREE IN-HOME CONSULTATION



**Kitchen & Bath Renovations** • All Flooring Services • Custom Draperies • Wood & Vinyl Shutters • Blinds & Shades • Painting  
Custom Upholstery & Refinishing • Drapery Cleaning & Alterations • All Counter Top Surfaces • Professional Interior Decorating



Always Looking For Contractors, Decorators & Installers

Your 1st Choice for Superior Window Fashions & Kitchen & Bathroom Renovations for 44 Years.  
Best Kitchen Renovation • Best Interior Decoration • Favourite Blind & Drapery Store  
Our Family Would Like to Thank You for Your Continued Support!



519.658.9025 | [www.grahams.ca](http://www.grahams.ca) | FREE SHOP AT HOME SERVICE





# The Ultimate OUTDOOR KITCHEN

Interior Designer **Dolores Pian** shares her ideas.

Our summers may be short, but from March through July and on to November, cooking outdoors allows us to share our food experiences with family and friends while we extend our outdoor play time. More and more people are choosing to invest in their homes and backyards rather than vacation elsewhere.

Before planning and spending on an outdoor kitchen, ask yourself some simple questions:

- How much time do I want to devote to maintenance? Knowing this will save you a lot of grief and disappointment.
- What's critical-to-have, must-have and nice-to-have?

Critical to Know

- Safety first. Make sure you meet your region's building and fire codes. There's a difference between a code for building a house and a code for preventing open

flames in and near a building. They are two different things.

- Protect combustible materials.

Choosing Cabinets and Materials

Cabinets and counters need to be corrosion and weather resistant, low maintenance and made with stable materials. All materials expand and contract with temperature change and moisture. Sun fades colours, and natural materials break down over time. There are three types of cabinetry-based kitchens for outdoor use: HDPE/Polymer, wood and stainless steel.

**Polymer:** Waterproof, sun safe, available in a variety of solid colours, lower maintenance, plastic, variable durability.

**Wood:** Flexible design, requires some maintenance, most affordable, not fire resistant.

**Stainless Steel:** Heat and fire resistant, non-corrosive, easy to clean, available in powder-coated colours.

Things to Consider

**Appearance:** What do I want to see when I look at my outdoor kitchen? Choose your landscaping and furniture for that perfect outdoor style.

**Clean-Up:** Install a sink with water. You may not want to use your indoor kitchen to clean greasy, sooty stuff. Plan ahead for plumbing.

**Heating and Electrical:** Layer your heat sources. Consider heat lamps, fire pits or a built-in infrared heater. Make sure you put in multiple electrical outlets that meet code. Plan ahead for electrical.

**Shade:** Create shade from the sun and protection from the rain with pergolas, retractable patio covers or tents.

**Stay Cool:** Cool yourself off with fans, misters or rugs to shield you from the hot floor and use light-coloured furniture.



This outdoor kitchen has it all!

PHOTO: DANVER OUTDOOR KITCHENS

**Layout and Seating:** Transition your rooms with removable screens, doors and walls. Offer a variety of seating – low Muskoka chairs, chaise loungers, stools and benches.

**Storage Space:** The ultimate amenity. Think of what else may need to be stored – equipment, furniture, sports and hobbies. You don't want to run back and forth from the house or garage, to the outdoor living area.

Small Spaces – Condo Balconies and Terraces

Electric grills make outdoor eating possible despite strict fire and safety codes. Brown Jordan has fully assembled kitchens for terraces, to be lifted by a crane, or custom units transported by a service elevator.

Nice to Have and Trending

- Specialty right-sized appliances replacing mammoth barbecue grills. These can include: Argentinian grills, smokers, side burners, pizza ovens, fridges, dishwashers, beer on tap, espresso machines, ice makers and Kamado-style grills.
- Lighting schemes, televisions and sound systems. Treat this space like another room of the house.

Value to Your Home

Outdoor kitchens seem to be replacing the pool as an add-on feature. It increases your competitive edge when selling because people will imagine themselves having great times in their new backyard.

Good design blurs the lines between the indoors and the outdoors. In what creative ways have you designed your very own private outdoor oasis? **OH**

## HARBOUR mill DESIGN



Designing Spaces To Be Lived In & Loved!

Offering full design services, in-home consultations, personal packages and more!

226 747 5046  
www.harbourmilldesign.ca  
melissa@harbourmilldesign.ca | @harbourmilldesign



519.208.4438  
181 Park Street Waterloo, ON  
www.giftedwaterloo.com



GIFTS • HOME DECOR • PAPER GOODS & MORE



Gifted Waterloo is your go-to store for unique, beautiful and practical gifts, home decor and paper goods in the Waterloo Region. We also proudly carry a number of locally handmade items. Stop in to see all the wonderful things we've filled our little shop with!


Monday-Friday 10-6 | Saturday 10-5



## PERFECT the art of LIVING

Open-Concept Bungalow Designs FROM THE MID \$600's

FINAL PHASE! ONLY 2 LOTS LEFT IN PHASE 10  
QUICK CLOSING PROPERTIES ARE AVAILABLE



A Complete Community in Quaint New Hamburg

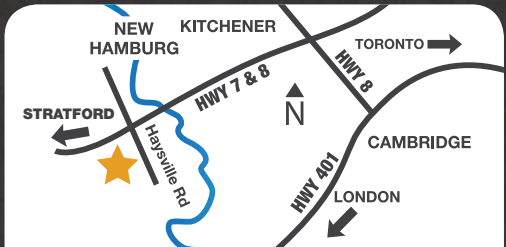
Stonecroft truly is a community within a community

Whether you enjoy indoor or outdoor activities, Stonecroft has something for you and is the ideal home for the social and active adult.

- Walking distance to local shopping
- 15 minutes to Kitchener/Waterloo and Stratford
- 15 minutes to the Ira Needles Boardwalk big box shopping centres
- Exclusive resident activities including golf, hiking clubs, billiards, fitness activities, travel club, crafting and card leagues
- 18,000 sq. ft. Rec. Centre
- 5kms of landscaped walking trails within Stonecroft

Model Home Open 5 Days a Week in New Hamburg (closed Tuesday & Wednesday)

12 Amberdale | 12:00 - 5:00pm | 519.662.6621  
stonecroftsales@careyhomes.ca | stonecroftnewhamburg.ca







1

# fresh style

Celebrate the fun-filled days of summer with new home décor designed to brighten your indoor and outdoor rooms.

PHOTOGRAPHY JASON HARTOG



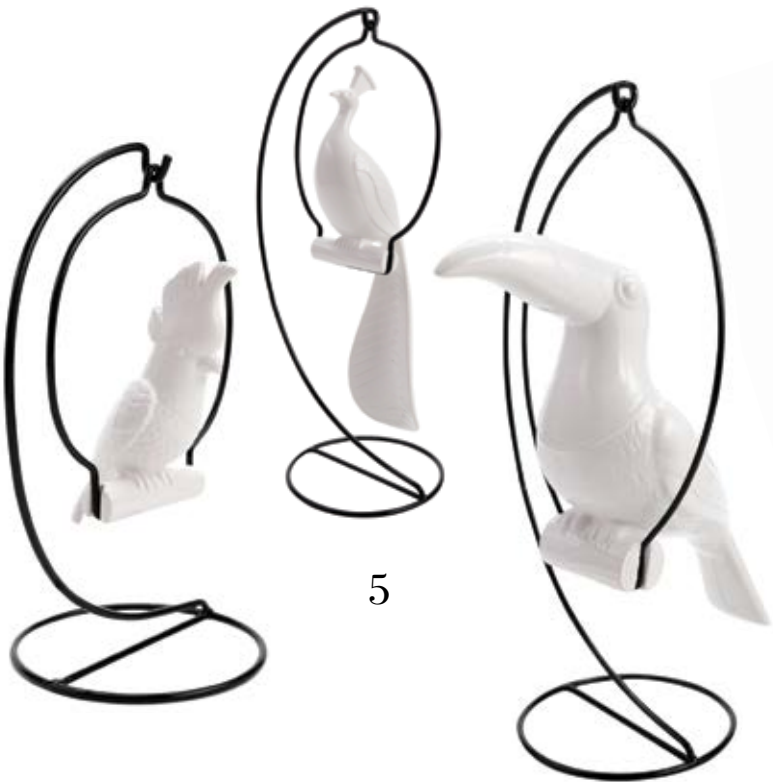
2



3



4



5



6

**1 ARTHAUS150**

**Gothic Panels**  
Crafted by a Stratford artist from painted concrete, these Gothic-inspired window panels can be hung either in or outdoors. Choose from several unique designs.  
150 Victoria St. S., Kitchener  
519.900.2034 | arthaus150.com

**2 SHERRI'S LIVING LARGE**

**Outdoor Furniture**  
Grab a summer cocktail and settle into a contemporary Copacabana club chair by Ratana. Natural fabrics like the rope frame and linen canvas cushions are durable and weather-resistant.  
826 King St. N., Waterloo  
519.206.2488 | sherris.ca

**3 O&V TASTING ROOM**

**Decorative Tableware**  
Host a memorable barbecue with handcrafted olive wood bowls and cheese knife from Provence en Couleur. An artisan-designed clay pitcher, olive oil pourer or rustic olive wood board make perfect gifts.  
2 Queen St. W., Cambridge  
226.600.3502 | oandvtastingroom.ca

**4 HAUSER**

**Outdoor Sectional**  
Both stylish and functional, this Alumateak Sectional with charcoal frame and cushions is ideal for outdoor entertaining. The natural teak platform serves double duty in the form of convenient side tables.  
330 Weber St. N., Waterloo  
519.747.3818 | hauserstores.com

**5 GIFTED**

**Hanging Bird Planters**  
How much fun are these eye-catching bird-themed planters? Designed to hang or perch, choices include a toucan, peacock, cockatoo and owl in glossy white ceramic. We'll take one of each!  
181 Park St., Waterloo  
519.208.4438 | giftedwaterloo.com

**6 GRAND VALLEY TILE**

**Custom Carpets**  
Design your dream rug in the perfect size and shape with FLOR carpet tiles. Easily assembled using patented adhesive dots, you'll find an array of modern colours in this environmentally-friendly product.  
40 Alpine Ct., Kitchener  
519.743.8300 | grandvalleytile.com **OH**



Pavlova is named after Russian ballerina Anna Pavlova.



# PAVLOVA

with citrus curd

THIS MERINGUE-BASED DESSERT IS CRISPY ON THE OUTSIDE AND SOFTER INSIDE. CITRUS JUICE AND BERRIES MAKE IT SUMMER FRESH.

RECIPE AND PHOTOGRAPHY  
JENELLE MCCULLOCH

## Pavlova

### INGREDIENTS

- 4 egg whites
- Pinch of salt
- ¼ cup cold water
- 1-¼ cups sugar
- 1 tsp vanilla extract
- 1 tsp vinegar
- 1 Tbsp + 1 tsp cornstarch

### DIRECTIONS

Preheat oven to 300°F. Line a baking sheet with parchment paper. Draw a six-inch circle in the centre on the side of the parchment that will face down. This will be your guide when you shape the pavlova.

Combine egg whites and salt in a stand mixer and beat on medium-high until stiff peaks are formed. Be careful not to over- whip the egg whites at this stage. The egg whites will be thick and foamy and a peak will form when the beater is lifted out of the egg. Turn the mixer to low and slowly add the water and then the sugar. Turn the mixer back up to medium-high and beat until stiff peaks are again formed. The eggs will be thick and glossy. Remove bowl from mixer and fold in vanilla, vinegar and cornstarch.

Pile the meringue onto the circle on the baking sheet. With a spatula, smooth edges and top of the pavlova so it almost forms a dome. If preferred, create ridges in the side of the pavlova by swiping the sides in an upward motion.

Bake the pavlova for 30 minutes. Do not open oven! Turn oven down to 275°F and bake for another 45 minutes. Let cool completely in the oven for an hour or overnight. It is normal for the pavlova to crack and the centre to sink in.

Remove from oven when cool.



## Citrus Curd

### INGREDIENTS

- 4 egg yolks
- ¼ cup citrus juice of choice (lemon, blood orange, etc.)
- 1 tsp citrus zest
- ⅓ cup sugar
- 3 Tbsp unsalted butter

### DIRECTIONS

Combine all ingredients in a double boiler and heat on medium-high, stirring continuously until mixture thickens and coats the back of a spoon. Strain curd through a fine

mesh sieve into a bowl. Cover the top of the curd with plastic wrap directly on the curd and chill until cooled.

### GARNISHES

- Fresh whipped cream
- Berries
- Mint
- Powdered sugar

### ASSEMBLE PAVLOVA

Assemble shortly before serving. Fill the centre of the pavlova with curd, whipped cream and berries. Garnish with mint and powdered sugar. **OH**

online

Get more recipes at [ourhomes.ca/mag/cook](http://ourhomes.ca/mag/cook)



MAKING YOUR HOUSE... A HOME



HEINZ CUSTOM WOODWORKING INC.



QUALITY CUSTOM-MADE KITCHENS, VANITIES, WALL UNITS & CLOSETS



519.669.9145  
85 Earl Martin Drive Unit#1 Elmira ON N3B 3L4  
[info@heinzcustomwoodworking.com](mailto:info@heinzcustomwoodworking.com)

[www.heinzcustomwoodworking.com](http://www.heinzcustomwoodworking.com)





# Nautical LIGHT POSTS

Light up the summer night with easy-to-make solar light posts. Store-bought solar lights, commonly used on pathways or flower beds, become task lights in a cluster. Use on the deck, around the pool or at the lake.

### MATERIALS

- 1 6x6-inch post, 8-foot length
- 3 Solar lights with stems
- 4 L brackets
- 2 Flat brackets
- 24 1-½-inch woodscrews
- 15 feet of rope (pick your desired thickness)
- 1-¼-inch finishing nails
- Paint or whitewash

### TOOLS

- Saw
- Drill
- Drill paddle (of the same diameter size as the light stem)
- Screwdriver
- Finishing nails
- Hammer
- Paintbrush or roller



PROJECT **DAWN MCCONNELL**  
PHOTOGRAPHY **TARA CHATTELL**

### DIRECTIONS

- 1 Cut post into three lengths measuring 38, 32 and 26 inches each. Your lumber yard can make cuts for a small charge.
- 2 Using a drill paddle, drill a hole 2-inches deep in the top centre of each post for the solar light stem.
- 3 Paint posts and let dry thoroughly.
- 4 Arrange and attach posts together with brackets and screws – L brackets for inside corners, flat brackets on the back side.
- 5 Attach rope around the middle of the post bundle. Tuck ends in behind wrapped rope and nail end in place. Using finishing nails, tack rope into post in random areas to hold in place.
- 6 Cut solar light stems to 2 inches or desired length. Insert light stems in posts, attach solar lights to stems. Enjoy. **OH**





[info@thescentedmarket.ca](mailto:info@thescentedmarket.ca)  
[www.thescentedmarket.ca](http://www.thescentedmarket.ca)



All Natural Soy Wax • Dye Free • Gluten Free • Vegan Friendly  
100% Recycle Packaging • Hand Poured in Ariss, Ontario Canada



*Live Life Large Outdoors*

**Sherri's Living Large**  
826 King St N  
Waterloo, Ontario  
(519) 206-2488  
[www.sherris.ca](http://www.sherris.ca)

**Largest selection of outdoor furniture in Ontario!**  
  
**Located accross the road from the St.Jacobs Farmers Market**

### Advertise With Us



Give your business the benefit of premium exposure and connect, like never before, to our extensive targeted readership!

**Pam Gummerson T: 519.217.8717**  
**E: [pam.gummerson@ourhomes.ca](mailto:pam.gummerson@ourhomes.ca)**



# CEILING DRAMA

STORY  
SARA MARTIN

Look up. Is a popcorn ceiling staring back at you? If so, it might be time for a change. Here's some inspiration for that overlooked "fifth wall" in every room.

## 1 WOOD

Reclaimed barn boards add rustic, textured character and provide an interesting colour palette to draw from. Plywood is another choice and when sealed with a gloss varnish, adds warmth and simplicity to a space.



## 2 BEADBOARD

No longer just for the cottage, use it on any ceiling. In a peaked ceiling, try running the boards vertically towards the peak, it will draw the eye upwards. A real time saver if placed right over a popcorn ceiling.




## 3 COFFERED DIMENSIONAL

You need ceiling height to get the full effect of this style of finish, as the elements can overwhelm a nine-foot ceiling. This design adds formality and looks best in a living or dining room.

## 4 INDUSTRIAL

The unfinished, finished look is not for everyone. Exposed duct work and wiring can be a turn off to some, while others are excited by the conversion of industrial spaces into housing. Continued on page 24



# Graham's & Son


Your Complete Decorating Design Centre

INTERIORS

SINCE 1975



## YOUR EXPERTS IN KITCHEN & BATH RENOVATIONS



**Kitchen & Bath Renovations** • All Flooring Services • Custom Draperies • Wood & Vinyl Shutters • Blinds & Shades • Painting  
Custom Upholstery & Refinishing • Drapery Cleaning & Alterations • All Counter Top Surfaces • Professional Interior Decorating



Always Looking For Contractors, Decorators & Installers

Your 1st Choice for Superior Window Fashions & Kitchen & Bathroom Renovations for 44 Years.

Best Kitchen Renovation • Best Interior Decoration • Favourite Blind & Drapery Store

Our Family Would Like to Thank You for Your Continued Support!





design ideas



PHOTO: JASON HARTOG

METAL

Metal ceiling tiles were introduced in the 1800s as an affordable alternative to detailed plasterwork. Today, reproductions are plastic and come in a variety of patterns. Of course, if you can find the antique tiles, their patina and dented appearance will add incredible character.



PHOTO: GORDON KING

LIGHTING

LED lights come in many options these days. Pot lights are smaller and directional and bulbs come in cool and warm light. LED strips or tape come in several lengths and colours and are waterproof.



PHOTO: JASON HARTOG

PAINT

In some ways, paint is one of the easiest ways to finish a ceiling, but try to move away from white. Stencils, stripes, faux finishes and glazes will add that extra touch or just use a high-gloss paint in a rich dark colour.

MOULDING

With a seemingly endless choice of mouldings available, creating a design pattern on the ceiling is only limited by your imagination. Foam or plastic ceiling medallions can start the design and highlight a hanging fixture.



PHOTO: JASON HARTOG

BEAMS

If beams are existing and need an update they can be re-clad. You can paint or stain existing beams. Faux wood beams can also be added. **OH**



PHOTO: SANDY MACKAY



Greenville Soapstone Company

GREENSVILLE SOAPSTONE COMPANY

1-888-95-STONE

sales@greenvillesoapstone.com

www.greenvillesoapstone.com

BURLINGTON  
4450 Corporate Dr. Unit 2

PORT HOPE  
375 Ward St. Unit 4

A large photograph of a modern living room with large windows. The room includes a dark sofa, a coffee table, and a fireplace. The windows offer a view of a forest and a lake.

**Bavarian WINDOW WORKS**

**UPGRADE YOUR VIEW**

Let us inspire you.  
Visit us at:  
2236 Shirley Dr. Kitchener  
519-578-3938  
bavarianwindows.com


**LEPAGE MILLWORK**

**REMODEL • REPLACE • RETHINK**



# LIVING IN AN *uptown world*

STORY **CHERYL LONG** | PHOTOGRAPHY **JASON HARTOG**



You could call it the house that the world of design built – inspiration coming from magazines, social media sites and popular television shows. But kudos really go to Tom and Leah Seegmiller, a pair of young, determined homeowners who saw something special in a neglected triplex within minutes of Uptown Waterloo.

When they began searching for a home three years ago, the couple already had an extensive wish list in mind and near the top was a location close to the Waterloo core. To say they persevered in a challenging real estate market is an understatement. They viewed hundreds of homes, attempted several purchases that failed and even resorted to handing out flyers to area homeowners who might be selling. Their initial idea of moving into a fully-furnished home soon gave way to thoughts of renovating, but the mental leap was an intimidating one. *Continued on page 28*



The 14-foot island with eye-catching green cabinetry is a stunning focal point in this entertainer's kitchen. **OPPOSITE ABOVE RIGHT:** Tom and Leah Seegmiller found their dream home in Uptown Waterloo. **LEFT:** The home's original front door adds character to the charming exterior, updated in a vibrant shade of Polo Blue from Benjamin Moore.



feature

Eventually, they decided to take a chance on a nearly 100-year-old triplex in Uptown Waterloo “that needed an extraordinary amount of help,” Leah describes. The three levels had been occupied by various tenants over the years, which is hard to envision after seeing the home’s incredible transformation. Self-described A-type personalities, both Tom and Leah went to work as soon as they put in their offer in the fall of 2017. By the time the sale closed three months later, design

plans had been drawn up and their vision was coming to life. That’s when the work really began. On top of full-time jobs, Tom and Leah put in countless hours fine-tuning the design, overseeing the renovation and sourcing optimal materials and finishes. They hired **Covach Bros Inc.** as their contractor, a custom renovation company with more than 25 years of experience in Waterloo Region. “That’s what kept us sane throughout this



Local artist Kelly Stanley, a friend of Tom and Leah’s, turned the chalk-painted barn door separating the kitchen from the laundry room into a work of art. **RIGHT:** The new staircase by Century Stairs Systems Inc. uses hand-scraped hickory to blend with the home’s hardwood flooring.



The modern kitchen is one of Tom and Leah’s favourite spaces. Brass light fixtures work beautifully with the two-toned cabinetry and Caesarstone granite countertops. Original brick surrounding a small kitchen window speaks to the home’s history.



process, having great people to work with,” Leah says. “We really liked working with them professionally and personally as well.” The overhaul was so extensive that it was much like building a custom home without the simplicity of choosing from pre-made designs. Some of the rooms were inspired by past favourites, like a much-loved paint colour, while others were a straight duplication from Pinterest. What’s striking is how the entire space comes together in a way that’s both unique and stylish, all without the help of an interior designer or any personal experience in large-scale renovation. Fortunately, they had a qualified team of tradespeople in their corner. The process took just over eight months and the results are a far cry from the aging tenant-occupied residence. The faded red brick exterior has been boldly painted in **Benjamin Moore** Polo Blue, accented by white trim and railings. As a testament to the home’s past, they’ve kept a few original touches, including the front door and some of the brick on an interior wall surrounding a small kitchen window. “It was important to us to keep original pieces of the house because it adds to the story of the home,” Leah explains.

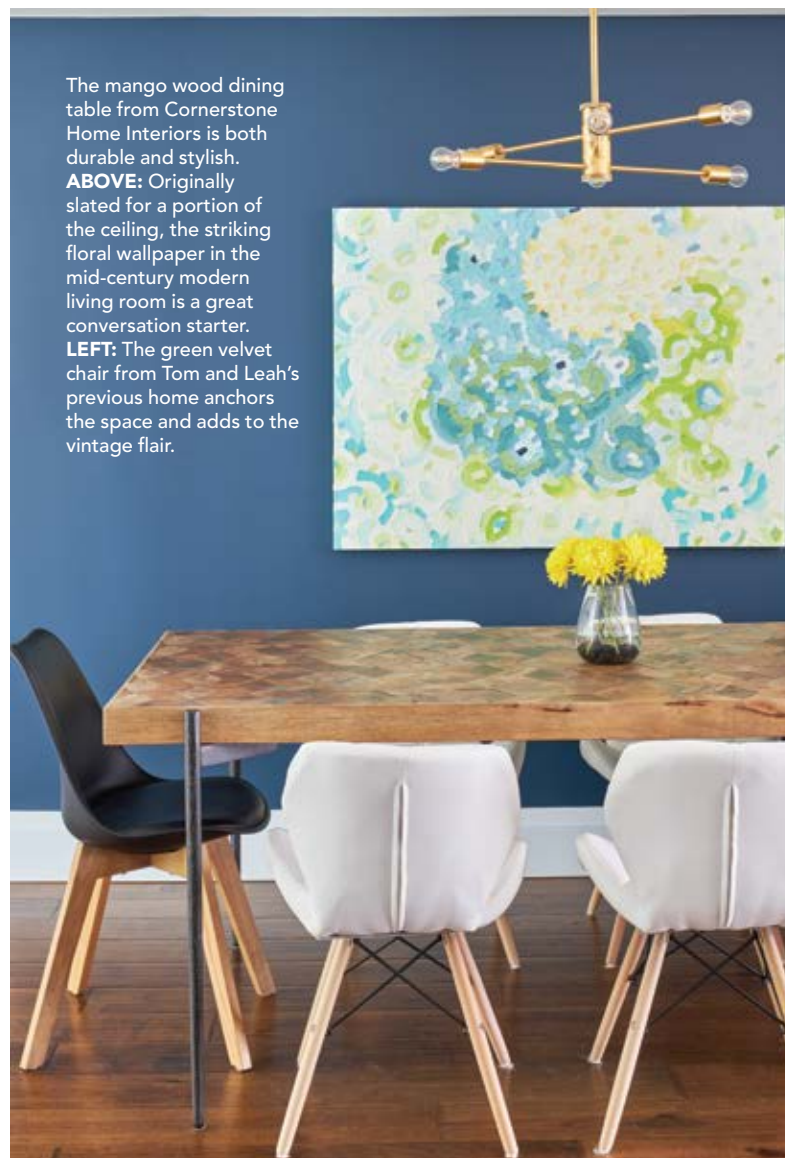
Continued on page 30





The living area on the main floor has a mid-century modern vibe in both the furnishings and the built-in cabinetry with yellow glass fronts salvaged from the home's past. Of course, there's no missing the statement-making wallpaper. Visually captivating, the colourful, bold pattern works well against the neutral furnishings and Leah's collection of orchids blooming in the window. "It's polarizing," she says. "You either love it or hate it."

A good portion of that space revolves around the spacious kitchen with its 14-foot island topped with a Caesarstone granite counter by **Cowie's Custom Granite Inc.** and sleek subway tile backsplash supplied by **Tilemaster** and installed by **Backsplash Decor**. Stunning lower cabinets are painted in Benjamin Moore Mallard Green and white uppers, brass light fixtures and stainless-steel appliances speak to Leah's personal style – fun and modern with touches of vintage. *Continued on page 34*



The mango wood dining table from Cornerstone Home Interiors is both durable and stylish. **ABOVE:** Originally slated for a portion of the ceiling, the striking floral wallpaper in the mid-century modern living room is a great conversation starter. **LEFT:** The green velvet chair from Tom and Leah's previous home anchors the space and adds to the vintage flair.



The second-floor landing is a tribute to the fun-loving homeowners' sense of style, from the unique cabinet to a sign dedicated to their new street.



feature

*A claw-foot tub, discovered during the renovation, had been closed in with tile by a previous owner. Tom and Leah painted it a cheerful chartreuse.*



www.NORTHFIELDTRIMANDDOOR.ca

**NORTHFIELD  
TRIM & DOOR** Inc.

*We are your* Interior Trim, Door  
& Hardware *Specialists*

39 Northfield Drive West  
Waterloo, ON N2L 4E6  
519.884.4901

*Architectural Design & Finishing*

Design/Build by Mafcohouse

**HOMESTEAD**  
WOODWORKS

519.699.4529  
3575 Broadway Street, Hawkesville ON  
www.homesteadwoodworks.ca

**ArtHaus 150**  
Home Decor | Art | Chalk Paint™ | Garden

Interior Design

Vintage Retail Store

Two great stores with  
so much to offer...

- CUSTOM DRAPERY
- UPHOLSTERY
- ORIGINAL ART
- HOME DECOR & CONSULTING
- CUSTOM PAINTING
- CUSTOM FURNITURE
- ARCHITECTURAL SALVAGE
- ...and much more!

*Kathie Jordan Design*

519.900.2034  
150 Victoria St. South, Kitchener  
www.arthaus150.com

519.772.6937  
87 Peel St., New Hamburg  
www.kathiejordandesign.com

Mon - Fri 10am - 5pm | Sat -10am - 4pm | Sun - Closed

**KITCHENER**  
115 Bleams Rd. • 519.893.5333  
tilemastercanada.com  
Instagram: tilemastercanada

**tilemaster**





Though the kitchen with a walkout to a large deck is a natural space for entertaining, the home's lower level takes it a step further. It has a much different feel from the rest of the house; Leah calls it "cabin industrial" with its brick fireplace and durable hand-scraped flooring that offers a more rustic feel. This is where friends and family can access the heated in-ground pool, installed by **Precision Pools**. A pocket door divides a basement bathroom and change room into two separate spaces – ideal for multiple guests – and a well-stocked bar holds Tom's prized Scotch collection.

An antique treasure of sorts is one of the surprises on the second floor. Inside the master en suite is a claw-foot tub that Tom and Leah discovered during the renovation. It had been closed in with tile by a previous owner and has since been restored and painted a cheerful shade of chartreuse. *Continued on page 36*

**LEFT:** Shades of white and grey in the vanity and granite countertop are the perfect backdrop for floral-patterned tile and the chartreuse tub.



**COVACH BROS INC.**  
*Innovation Meets Quality Craftsmanship*  
519.591.9063 | covachbros.com

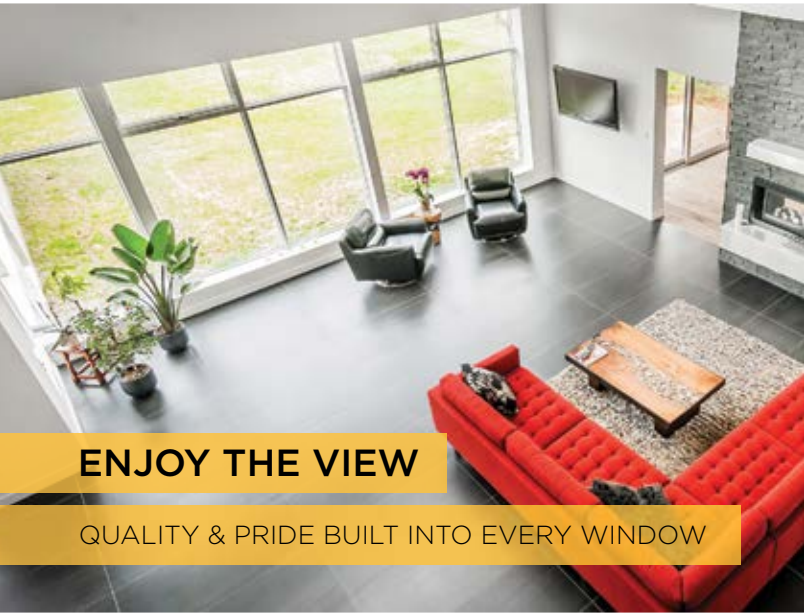


Marley the cat finds a cosy spot in the master bedroom, where teal, brass and warm hickory hardwood create a welcome retreat.

**GOLDEN WINDOWS LIMITED**

1.800.265.2290

VISIT ONE OF OUR SHOWROOMS AT:  
888 GUELPH ST., KITCHENER, ON | 519.579.3810  
309 EXETER RD., LONDON, ON | 519.652.1677  
1112 MARCH RD., KANATA, ON | 613.592.9111



ENJOY THE VIEW

QUALITY & PRIDE BUILT INTO EVERY WINDOW







**LEFT:** The lower level has a more rustic feel and is ideal for entertaining with a bar, separate bathroom and change room, fireplace and walkout to the in-ground pool. **BELOW:** The nature-inspired guest bedroom combines warm wood tones with shades of sky and clouds. **BOTTOM LEFT:** A pretty laundry room with geometric tile is home to a quirky cat clock, an ode to this feline-loving home.

Leah knows how to showcase colour and that's apparent in the master bedroom where teal contrasts with hickory flooring that flows halfway up the wall. "Logan" interior doors by **Northfield Trim & Door** open into two guest bedrooms, a den and bathroom to complete the upstairs layout.

"Living in Uptown Waterloo has been a dream come true for us," says Leah. "The proximity to local restaurants, bars and fun events is exactly why we wanted to find our forever home in this location. The sense of community and pride in this neighbourhood is unbelievable." **OH**



# waterloo mattress

Sleep well...Live well.

You won't stop smiling...



...when you're on a Waterloo Mattress

waterloo  
mattress

B beaudoin

Z edbed

nü waterloo

NATURA

Locally Owned & Operated

## THE art of HOME

home + lifestyle

11 Ainslie Street South, Cambridge, ON  
519.621.9237  
www.theartofhome.ca




We've recently expanded to a larger shop in downtown Galt... brimming with beautiful home + lifestyle products. Stop in for a gift or something special for your home. We'd love to meet you!



OPEN 7 DAYS A WEEK!





# COOL

## ENERGY SAVING

### Tips

Summer has finally arrived with longer days and irresistible pool decks, but it can also bring the sting of pricey air conditioning. The experts at Sustainable Buildings Canada (SBC) have come up with 10 tips for avoiding a sunburned wallet this year.

**1** SBC is a Canadian non-profit advancing "the environmental and energy performance of the built environment." Its executive director Michael Singleton and board director Larry Brydon suggest homeowners balance old-school wisdom and eco-friendly practices to optimize savings.


**1 AVOID THE DEEP FREEZE**  
Set the thermostat a little higher than the standard 22°C. Michael suggests 26°-27°C instead. "You know how you go into a mall in the summer and it's freezing? There's no need for that."

**2 PAY ONLY TO PLAY**  
"Turn off the air conditioner when you're not home." It may seem obvious, but Michael says many people forget. Programmable thermostats can automate the change for regular outings, like going to work.

**3 CALL ON MOTHER NATURE**  
Open the windows at night when it's cooler outside, and close them by lunchtime when it's cooler inside. Taking advantage of cross-ventilation by opening two or more windows in a room or house can be particularly effective. "That's free cooling," adds Michael.

**4 CREATE A WIND CHILL**  
Overhead fans generate a cooling breeze and use the same amount of electricity as a 75-watt light bulb, according to Michael. "Put them on counter clockwise and get the air moving." Again, he reminds homeowners to turn all fans off when not at home.

**5 LANDSCAPE STRATEGICALLY**  
"It's most effective to shade from the exterior," Larry says. On the west side of a house, where the sunshine is most intense, he advises planting a maple tree. Not only will it help in summer, but in winter it'll drop its leaves and let the sun shine through for additional heat.



**6 BE AN INFORMED CONSUMER**  
Air conditioners are ranked based upon their Seasonal Energy Efficiency Ratio (SEER) between 13 (the current minimum) and 21. "A 16 to 18 is fine," Larry advises. "Or purchase an Energy Star if you don't want to bother with SEER."

**7 KEEP A SUMMER CHECKLIST**  
Larry's list starts with checking and replacing filters. An annual cleaning and inspection will extend an air conditioner's lifespan by ensuring all parts work and air flow is uncompromised.


**8 PUT THE FIRE OUT**  
Check gas fireplaces and turn off any standing pilot lights. This task also made Larry's checklist. Although these pilot lights were more common 10 years ago, many are still in operation and give off the equivalent heat of a big candle, he warns.

**9 TURN DOWN THE HUMIDISTAT**  
Adding moisture to dry winter air can keep wooden floors from buckling and cabinets from warping, says Larry, but it's unnecessary in summer. If the humidifier continues to run all summer, cooling appliances have to work harder.

**10 REPLACE INCANDESCENT LIGHT BULBS**  
Cool compact fluorescent lamps or lights (CFLs) and light-emitting diode bulbs (LEDs) save money in two ways, Larry reminds. First, they draw less electricity than their incandescent cousins, which has an immediate impact. Second, they don't produce heat that air conditioners have to remove.

When it's lovely outside, that's a good place to be. Outdoor cooking and living can lower the heat generated inside and the need for expensive cooling options. A final option: when it gets too hot, you can always grab a jacket and head to the mall. **OH**

## CUSTOM WINDOW TREATMENTS



design solutions inspired by you...



your needs.



your style.



our guidance.

**Georgia Prendergast**  
Owner/Design Consultant

**519.781.3448**


[georgiaprendergast@gotchacovered.com](mailto:georgiaprendergast@gotchacovered.com)

[gotchacovered.com/north-kitchener-waterloo](http://gotchacovered.com/north-kitchener-waterloo)



blinds | shades | shutters | draperies | bedding  
top treatments | motorization | commercial





# Love being home.

26 years  
in business

*Entering a Cornerstone store is like opening the door to “WOW”; an absolutely enormous range of fashionable sofas and cabinetry, and one-of-a-kind finds to make all your spaces unique.*

Cornerstone regularly receives many container loads of new inventory – ready to be seen in our Toronto and Cambridge showrooms. We have the largest selection of cabinets, cupboards and sofas in Ontario; abundant styles and configurations that are perfect for your home, and more affordable than you expected. Prepare to be blown away!

***We stock more sofas than any store in Ontario.***

## TORONTO

2886 Dundas Street West T 416 767 8170

[cornerstonefurniture.ca](http://cornerstonefurniture.ca)

## CAMBRIDGE

90 Main Street T 519 740 9991

[/CornerstoneHome](https://www.facebook.com/CornerstoneHome)

[/cornerstonehomeinteriors](https://www.instagram.com/cornerstonehomeinteriors)



Items shown in photos may not be available. Check in-store for a huge selection of unique pieces.



spotlight

The talented team at Premium Wholesale Home & Leisure can turn backyard dreams into reality. **BACK ROW L-R:** Jonathan Londono, Orville Hicks, owner Christian Ryan and Kevin Heckman. **FRONT ROW:** Cheryl Phillips and Destini Greenland.



**THE PLACE:** In 1997, **Premium Wholesale Home & Leisure** owner Christian Ryan began offering customers a selection of quality furniture and mattress brands at wholesale prices. The business soon took off and today the 14,000 sq. ft. showroom in Kitchener specializes in creating the ultimate at-home resort with premium backyard hot tubs and swim spas.

**THE STYLE:** For those who dream of creating a backyard oasis, Premium Wholesale has the magic to make it happen. Start with a set from Enclover outdoor furniture, add a contemporary gazebo from Visscher and top it all off with a Master Spas hot tub. Looking for a way to stay fit? H2X or Michael Phelps swim spas combine exercise, therapy and relaxation in one family-friendly package.



# making a SPLASH

PHOTOGRAPHY **JASON HARTOG**



**THE FAVOURITES:** There's no question that customers return for the personalized treatment they enjoy from the company's knowledgeable and friendly staff. The proof is in their reviews. It also helps to offer a great selection of award-winning products that revolve around relaxing, recharging and enjoying the ideal staycation with family and friends. Stop by to see a selection of hot tubs and swim spas operating on site.

**WHAT'S TRENDING:** Just like the famed Olympic athlete, award-winning Michael Phelps swim spas leave the competition behind with their premium design. Turbulence-free air injection and wave propulsion technology produce



a wider, deeper and smoother current for the ultimate workout or relaxation therapy. From everyday stress to chronic pain, a swim spa provides a multi-faceted experience for all ages.

**THE SERVICE:** Premium Wholesale operates one of the largest hot tub showrooms in Ontario. Among the highest volume dealers for Master Spas in North America, the company's buying power results in fantastic prices for their customers. Hot tub repair and service is one of their specialties.

**WHERE:** 17 Manitou Dr., Kitchener  
519.895.0606 | [premiumwholesale.ca](http://premiumwholesale.ca) **OH**





# LIVING THE *Dream*

Pine timbers milled on site by Shirecrest Homes draw attention to the vaulted ceiling in the spacious great room. **OPPOSITE TOP:** A black matte chandelier is the perfect complement to the pine plank ceiling and natural stone surrounding the Kingsman gas fireplace. **BOTTOM:** A breezeway tucked between the house and main garage offers an entryway into the backyard oasis.

STORY  
**CHERYL LONG**  
PHOTOGRAPHY  
**JASON HARTOG**



**S**O MANY OF US can only imagine owning our forever home, but **Ann Hampson** and **Dennis Kings** are truly living the dream. Their custom-built ranch-style residence sits on more than an acre of property just south of Cambridge in Brant County. Originally a horse farm, the land was purchased by **Shirecrest Homes** President **Ken Sommer**, who severed three lots for custom builds. Ann and Dennis have one of those lots, which has been transformed into a stunning setting designed with their nine grandchildren in mind. It's a place meant for fun and family and not much has been left to the imagination. *Continued on page 47*







In this backyard built for fun, the custom pool cabana features its own patio, television and gas fireplace for chilly evenings.

“This is our getaway,” Ann says. “We don’t have to go anywhere now.”

The owners of **Kings Wood Products** in nearby Paris knew that they wanted to trade a suburban location for the space and privacy of a more rural property. After committing to the lot, they put their trust in Ken and the Shirecrest team, who began the home-building process in May 2017 and handed the keys to the new owners on Dec. 21, just in time for Christmas that same year.

One of the more unique exterior features is a breezeway dividing the home and its attached garage from another detached two-car garage. Reminiscent of a European villa, the charming passageway offers a peek into the resort-style backyard, and this is where the fun begins. Two patios – one is a walkout from the master bedroom – are steps away from a heated in-ground pool by Brantford’s **Pioneer Family Pools** and an inviting gas firepit surrounded by Muskoka chairs.


A spacious pool cabana has been designed to extend the outdoor living space with a bathroom, change room and full-size fridge. Kids and adults alike can rinse off quickly in the outdoor shower or warm up in front of the gas fireplace. A wet bar with storage and television mounted above the fireplace add the finishing touches to party central, which will eventually include a basketball court.

“We sit here sometimes and think that we can’t believe it’s ours,” Ann says.

Working on custom builds is a passion for Ken, who prides himself on never having repeated a home design in 15 years. It was the company’s personal approach and attention to capturing the tiniest details that made the process such a positive one for Ann and Dennis. “Ken did a really good job,” Ann remarks. “He’s been amazing.”

What is instantly apparent in the home is the thoughtful balance of warm wood paired with cool grey and white tones. Shirecrest interior design consultant **Courtney Doherty** worked alongside Ann and Dennis throughout the design process, capturing their style and occasionally pushing them out of their comfort zone. *Continued on page 48*

**TOP RIGHT:** An outdoor shower built into the pool cabana is the perfect spot for a quick rinse. **RIGHT:** Muskoka chairs surrounding a gas firepit bring a cottage feel to the backyard.





home & builder

“I would say that we’re unique in the fact that we’re very hands-on and let our clients be hands-on,” Cortney explains, adding that she’ll accompany clients as they choose finishings for their new homes. “I go with them, help narrow it down and be conscious of budget. It doesn’t mean it will work if it’s on sale and vice versa.”

The open-concept main floor is centred around the great room, impressive with its ceiling constructed from handmade timbers and pine planks, natural stone surrounding the Kingsman fireplace, handscraped maple hardwood flooring from **Sarmazian Bros. Flooring** and matte black chandelier that coordinates nicely with the pendant lighting over the kitchen island. The island, beautifully outfitted with a Cambria quartz countertop, farmhouse sink and plenty of hidden storage in the cabinetry by **CW Kitchens Inc.**, is a favourite of Ann’s, but the space that captures



The island in this stunning open-concept kitchen is one of Ann’s favourite features in her custom Shirecrest home. Black pendant light fixtures contrast against the gleaming Cambria countertop and white cabinetry by CW Kitchens Inc. Modern meets traditional with the addition of a farmhouse sink and pot filler installed against mosaic inset tiles.



her heart is a Florida room just off the main living area. Flooded with natural light, it’s a cosy, electronics-free hideaway perfect for reading and relaxing.

Original horse fencing outlines the rear of the property, visible through large windows in the stunning master bedroom. Fox, deer and wild turkey take turns strolling within sight and the nightly calls of nearby coyotes add to the rural ambience. There are touches of luxury throughout the space, including a gas fireplace and beautifully-constructed wainscoting crafted in-house by Shirecrest, leading into the elegant en suite outfitted with a custom shower, maple cabinets and granite-topped vanity. *Continued on page 50*



**TOP LEFT:** Rich purple paint, a glass chandelier and tiled feature wall add glam to the powder room. **TOP RIGHT:** Hand-scraped maple hardwood flooring brings warmth to the traditional dining room. **LEFT:** Interior design consultant Cortney Doherty and Ken Sommer, president of Shirecrest Homes, are part of the team behind this custom home. **ABOVE:** This rustic Thermo-Tru entry door opens into the bright front foyer illuminated by chandeliers from The Lighting Shoppe.





Visit our NEW showroom!  
Opening June 2019  
690 Bishop Street North, Cambridge  
519.650.0710 | [www.cwkitchens.com](http://www.cwkitchens.com)

**LEFT:** Barn doors open into a craft room designed for the couple's nine grandchildren. **ABOVE:** The cabinets and counter by CW Kitchens Inc. provide plenty of storage and workspace in the laundry room. **BELOW:** The lower level features an English-style pub with handmade bar counter crafted by Ken from a standing black walnut tree.

If the backyard is a showcase for outdoor living, then the home's lower level is its counterpart for indoor entertaining. This is where Dennis's passion for collectibles is evident with hundreds of model cars and sports memorabilia impressively organized and mounted on glass wall shelving. We discovered more evidence of Shirecrest's quality in the English pub-style bar. Ken's mastery at millwork shines in the handmade counter constructed from a standing black walnut tree. Rounding out the space is a kids' craft room, mini-theatre with matching recliners and a spacious living area with fireplace. *Continued on page 52*



SHIRECREST  
HOMES

### A Reputation of Excellence Built on Relationship

Shirecrest Home's collaborative approach and our team's persistent attention to detail is what truly sets us apart. From choosing a lot, to the finishing touches, we have always worked closely with our clients to create a house that becomes a home.

(226) 474-1299 | [shirecresthomes.com](http://shirecresthomes.com)





home & builder

Though the lower level is below grade, Ann and Dennis wanted access to the backyard. Ken devised a plan that included an armour stone walk-up to the pool area that's as decorative as it is practical with its private patio just outside the sliding glass doors. There's no question that this collaboration between builder and client has been a success; they've managed to put the fun in functionality in a forever home ideal for creating lasting family memories. **OH**



**ABOVE:** Light pours into the master en suite with built-in glass shower and soaker tub. **TOP RIGHT:** The millwork on this wall is the perfect foil to the simplicity of the master bedroom. **RIGHT:** Sconce lighting, a granite counter and a richly dark-stained vanity bring elegance to the master en suite. **FAR RIGHT:** A gas fireplace with stone surround makes for a cosy master bedroom.



Your Drapery and Shade  
AUTOMATION SPECIALISTS

HunterDouglas

Best of Houzz 2019

**Covers**  
*Designers' EDGE*  
Blinds | Shutters | Drapery

CALL FOR A FREE  
IN-HOME CONSULTATION

SHOWROOM HOURS  
Monday-Saturday 10-5 • Sunday 12-4  
or by appointment

**519-894-3455**

Fairway Centre: 500 Fairway Rd., Kitchener, ON N2C 1X3  
www.coverscanada.ca

The  
**LIGHTING**  
Shoppe

Time To Change Your  
**Outdoor Lights?**

Come in and see hundreds of products exclusive to The Lighting Shoppe

thelightingshoppe.ca

529 Hespeler Rd. (at Sheldon) Cambridge | 519.622.2223  
1199 Wharnclyffe Rd. S. London | 699 St. Clair St. Chatham

HALIBUT  
WOODWORKING

CUSTOM HANDMADE FURNITURE

519.272.4381  
500 Lorne Avenue East, Stratford  
info@halibutwoodworking.com

f @

www.halibutwoodworking.com

*Gratefully*  
**RESTORED**

YOUR ONE-STOP SHOP FOR ALL  
YOUR DIY FURNITURE  
REFINISHING NEEDS  
COMMERCIAL & TRADE ACCOUNTS

**FUSION**  
MINERAL PAINT  
*Paint it beautiful.*  
Authorized Retailer

BOUTIQUE HOURS: TUES & THURS 9 TO 5, SAT 10 TO 3  
OTHER DAYS BY APPOINTMENT, CLOSED SUN AND LONG WEEKENDS

CANADIAN DISTRIBUTOR  
**re·design**  
WITH PRIMA  
DIY SIMPLIFIED

178 FOUNDRY STREET, BADEN, ON (519) 634-8533  
WWW.GRATEFULLYRESTORED.CA



decorating

# TREAT YOUR

# WALLS

STORY TAMARISK MCNALTY STEPHENS

Painted drywall is the traditional interior wall finish in new home builds and renovations. However, there are countless alternative materials and finishes for walls that can create a significant visual impact while also defining your style. Here are seven wall treatments and the areas of your home you might want to splurge on for the best investment.



PHOTO: MAX WEDGE

## 1. WALLPAPERS OR WALLCOVERINGS

**Material:** Rolls or sheets of grasscloth, paper, cellulose or vinyl. Whether foil, flocked, embossed, block printed or textured paper, there is an endless selection of patterns and colours.

**Installation:** It is generally recommended to hire a professional, but if you're up for a challenge, do-it-yourself types often hang their own paper. Ensure you do the proper prep work – plot out the install, level everything, smooth the surface, have all the tools required and know whether you have a pre-pasted wallpaper or if you require an adhesive. Always check the pattern repeat, as it will affect the coverage provided per roll.

**Pros:** Natural fibres breathe and add an element of Mother Nature to the space, while vinyl is highly durable, stain and moisture resistant, colourfast and scrubbable. You can completely change the overall look and feel of a space with a wallcovering.

**Cons:** Natural fibres are more delicate, less scrubbable and more susceptible to sun fading. Vinyl cannot breathe. If selling is in your immediate future, perhaps give wallpaper a pass as some potential buyers can be hesitant.

**Application:** An entire room or a simple accent wall. Powder rooms are a great place to try out a bold print.




PHOTO: SANDY MACKAY

## 2. TILE

**Material:** Porcelain, ceramic, slate, limestone, glass, mosaics, cement encaustic or marble.

**Installation:** Professional installation is generally recommended. Labour cost will vary depending upon size and style of tile and design of pattern and layout.

**Pros:** Easy to wipe up and clean, durable finish, waterproof when installed correctly.

**Cons:** Cleaning grout lines. Natural stones require a sealant to be applied a couple of times per year, or more frequently depending upon use and exposure.

**Application:** Great for bathrooms, powder rooms, kitchen backsplashes or fireplaces.

## 3. BARN BOARD

**Material:** Weathered boards, generally but not exclusively sourced from a barn.

**Installation:** Can be a DIY project with the proper tools.

**Pros:** Texture, visual interest, improved durability of walls in high-traffic areas. Provides a natural, rustic aesthetic. Commonly planks are installed horizontally but can be used to create various patterns such as herringbone.

**Cons:** Can collect dust.

**Application:** Great for accent walls, mudrooms or laundry rooms.

## 4. SHIPLAP

**Material:** Typically either long planks of MDF or a paint-grade poplar, installed horizontally. Traditional shiplap has a special rabbet or notch cut on the long edges of the boards to aid in spacing.

**Installation:** Can be a DIY project with the proper tools.

**Pros:** Texture, visual interest, improved durability of walls in high traffic areas. Typically white, but shiplap can be painted any colour you desire. Gives a farmhouse or coastal vibe.

**Cons:** Can collect dust.

**Application:** Great for accent walls, mudrooms or laundry rooms.



PHOTO: JASON HARTOG

## 5. WAINSCOTTING OR APPLIED TRIM

**Material:** Tongue-and-groove wainscoting, bead board, board-and-batten and traditional applied-panel details are available in wood or MDF.

**Installation:** A trim carpenter is generally recommended however, depending upon the complexity of the installation, an avid DIYer can attempt with the proper tools.

**Pros:** Instant character and charm to a room, adds an element of elegance, great texture for visual interest and is more durable than drywall.

**Cons:** Can collect dust, can be costly depending upon species of wood selected and installation method for desired aesthetic.

**Application:** Dining rooms, dens, bedrooms or hallways.

*Natural or manufactured stone can provide a good return on investment.*

## 6. STONE OR BRICK VENEER

**Material:** Natural or manufactured stone and brick, generally sold in pieces by square foot or in sheets.

**Installation:** For masonry work, hiring a stonemason is recommended. Labour cost will vary depending upon the stone and method of installation. Sheet veneers can generally be managed by the average DIYer.

**Pros:** Strong visual impact. Can provide good return on investment. Non-combustible and available in a wide variety of styles and colours.

**Cons:** Can collect dust. Manufactured stone veneer products are formed and often a repeating pattern will emerge. With a natural material every piece comes from the earth and has its own uniqueness but requires cutting and fitting.

**Application:** Focal walls or fireplaces.



PHOTO: SANDY MACKAY



PHOTO: KELLY HORKOFF

## 7. PLASTER

**Material:** Clay, lime, Venetian, gypsum or tadelakt plaster each has its own pros and cons.

**Installation:** Professional trowel installation recommended. Pre-planning is required to ensure proper backing is installed as some plasters require wire mesh or blue board, while clay plaster requires a primer with added sand for adhesion.

**Pros:** Beautiful, timeworn aesthetic adds a depth and luminosity to walls that is impossible to achieve with paint and drywall. Plasters are generally more durable than drywall. Generally sanding is not required and therefore dust is limited at time of install. All-natural materials and low VOCs.

**Cons:** Costly and time-consuming to install.

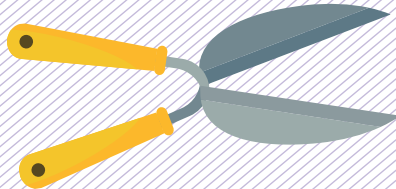
**Application:** A splurge for rooms you'd really like to highlight. For tadelakt, use it in areas that require waterproofing (showers or perhaps a kitchen or bath backsplash). **OH**



STORY **MELANIE REKOLA**



Clipped and formal hedgerows have charmed society for centuries. Used to create living privacy walls, boundaries and attractive garden borders, hedges have many practical uses and also add value to any property.



# hedge

## YOUR INVESTMENT

The use of hedges dates back to 4000 BC in ancient Egypt where the first boxwoods were clipped for ornamental purposes. Amazingly, this style has some serious staying power as they are still being used present day. As mentioned, hedges can serve multiple purposes: they can conceal unsightly views, create privacy from nosy neighbours and significantly cut down on noise pollution. Hedging can make a patio space warm and cosy by acting as a windbreak and it can cut down on snow accumulation by acting as a snow fence. It can delineate property lines and formalize gardens that contain more unruly plant life by creating a tidy edge.

Hedges can be planted in a range of types and sizes depending on the required result. Select the plant that meets your needs.

**THYME:** One of the shortest hedge plants available and sometimes called edges instead of hedges, these borders look especially smart in formal herb gardens when acting as dividing lines between other, wilder looking herb species.

**BOXWOOD:** The “little black dress” of the garden world (meaning everyone should have one), boxwood is the perfect small to medium size hedge. Its pretty evergreen leaves take very well to pruning. Korean Littleleaf Boxwood (*Buxus microphylla* var *koreana*) is one of the heartiest, just be sure to plant it in an area that isn’t exposed to high winds or road salt.

**YEW:** Yews make gorgeous hedges but range wildly in height from two-and-a-half-feet to over 50 feet so read the plant

*Continued on page 58*



**519.634.9274**  
devonshiredesigns.ca | New Hamburg

CREATED BY NATURE.  
BUILT BY DEVONSHIRE DESIGNS



You can trust Devonshire Designs to manage your landscaping project from start to finish to create a beautiful, functional outdoor space that meets your needs and desires, while respecting the environment.

landscape design | installation | native and drought tolerant landscapes | patios and walkways  
natural stone work | water features | outdoor living spaces | landscape lighting



## gardening



Hydrangea

labels carefully. As with most evergreens, it can be susceptible to wind burn and needs to be protected from strong winter winds.

**CEDAR:** Probably the hedging you are most familiar with, cedar is an ideal choice where a tall, slim, year-round privacy screen is needed. White cedar, black cedar, even emerald cedar will work well. Rest assured, cedar trees don't specifically attract mosquitoes though any moist and shady spot will! Prune annually in mid-July for best results.

**HEMLOCK:** Although Canadian hemlock grow as large trees in the wild, they are sometimes sold in shrub form for use as hedges. Prune hemlock hedging twice per year, from late June to late August, for the first three years to encourage dense growth. After three years, prune once in late June, just don't cut the leader until it's at the desired height.

**NORTHERN PRIVET:** A lovely fast-growing deciduous hedge of about six feet in height. It has small bright green leaves and enjoys getting trims.

**ALPINE CURRENT:** A very hearty mid-sized deciduous shrub with interesting leaf shape. It also tolerates high winds, cold and road salt well.

**PYRAMIDAL ENGLISH OAK, HORNBEAM, DAWYCK BEECH:** Perhaps not the typical scenario that most people think of for hedging, but really, any narrow deciduous tree can be planted tightly in a row to style a tall hedge. These work well where a tall screen is needed but spacing is tight. They can look very stately.

**LILAC, DOGWOOD, ROSE OF SHARON, SPIREA, BURNING BUSH, HYDRANGEA, WEIGELA:** Many garden variety deciduous shrubs can be trained as hedges, just be sure to prune yearly to achieve the desired height and width. It's also imperative that if you'd like your hedge to flower, prune at the correct time of year so that you aren't removing the flower buds prematurely. A good rule of thumb is prune late-flowering shrubs in early spring and spring-flowering shrubs after flowering.

The amount of space you have and how dense you'd like your screen will determine the number of rows you plant. For large spaces, consider planting a double row to make a hedge fill in twice as fast. Spacing between rows is based on crown width, but at a minimum try to avoid root crowding by setting at least



Yew



Hornbeam

12- to 24-inches apart, measuring from the centre of the plant. Spacing will depend on the type of shrub or tree chosen, how close you'd like them at maturity, and your patience level. Keep in mind, when planting in rows close together, trees and shrubs will not spread out as wide as if they were a single species in a landscape.

Start training your hedge after it is established and growing vigorously. Generally this takes one to two years after planting. To train, trim top and sides as required for the species, removing about one-half the length of new shoots. Ideal hedge shapes are wider at the base than the top to allow sunlight to reach the lower leaves.

It can take a few years after planting for a new hedge to take shape and start looking great. Be patient, they are worth the investment! **OH**



**519.745.4053**  
103 Ontario Street South, Kitchener N2G 1X5  
[www.jamiesonsbilliards.com](http://www.jamiesonsbilliards.com)

If you have a love for billiards and an appreciation for great billiard tables or if you are a fan of any indoor games, then you owe it to yourself to visit Jamiesons Billiards Sales & Service in Kitchener.



Sales & Service • Snooker Tables • Shuffleboards • Billiard Tables • Foosball Tables & Accessories  
Refurbished Tables • Cloth & Rails • Dartboards • Ping Pong Tables • Tennis Tops

**Monday to Friday 10:30am to 6:00pm • Saturday 11:00am to 4:00pm • FREE Customer Parking**



**Rich-Craft**  
INTERIORS

**519.884.9131**  
274 Marsland Drive Waterloo  
[www.richcraftinteriors.com](http://www.richcraftinteriors.com)

Visit Our Showroom For  
The Latest Flooring Trends

**Showroom Hours**

Monday - Wednesday: 8:00am - 5:00pm  
Thursday: 8:00am - 7:00pm  
Friday: 8:00am - 5:00pm  
Saturday: Closed  
Sunday: Closed

Hardwood • Tile • Stone • Vinyl Plank • Laminate • Carpet



# SPACE savers

PHOTOGRAPHY JASON HARTOG

Whether you're sprucing up the garden or redecorating a favourite room, these local experts can point you in the right direction.



## AT WORK

**Current Project:** Redecorating and furnishing a corporate boardroom in Kitchener; design plans for a mudroom/laundry renovation. **Favourite Trend:** A focus on natural materials and textures. **Inspiration:** Restaurants and cafes, both locally and while travelling. **Design Tip:** Always think about functionality first, and don't be afraid to use items in unexpected ways. **Best Part of the Job:** No two projects are alike, so we are constantly learning, being challenged and trying new combinations.

## MELISSA HEAMAN

Harbour Mill Design

Harbour Mill Design specializes in personalized design solutions and beautifully-crafted spaces that you can really live in. We believe homes should be as unique as the people who live there and our process allows us to get to know you and your individual style. We'll listen to your needs, source the best products and create an ideal design that is personal to your taste and functional for your needs, which saves you time to tend to your busy life.

## AT HOME

**Neighbourhood:** The family-friendly community of Baden. **Latest Project:** Powder room refresh. **Favourite Room:** Kitchen – it's the hub for our family. **Best Part of Summer:** Sunshine and sangria.



## AT WORK

**Popular Product:** Fusion Mineral Paint. We carry the full line of paints, stains and accessories.

**Exciting Trend:** Loving the introduction of colour into boho-style finishing. Also liming/whitewash effect using wax, stain or bleach.

**New for 2019:** We're a Canadian distributor of the full line of re•design WITH PRIMA products.

**Something Unique:** Trade accounts for our high volume and professional clients. The launch of our online platform with service and shipping across Canada.

## AT HOME

**Neighbourhood:** Peaceful, private countryside. **Current Projects:** Refinishing our dining room set. For my husband, finishing the front porch and raised flowerbeds. **Favourite Colours:** Blues and greens. **Design Style:** A mix of farmhouse/rustic/vintage with a touch of Mexican and boho for added flair.

## ALMA SANCHEZ

Gratefully Restored

Gratefully Restored is a small family-run business providing the K-W area and beyond with a one-stop destination for your furniture refinishing needs. Conceived from our passion for acquiring, repurposing and reselling antique and vintage items, we hope to inspire and serve as a helpful resource during your own creative journey. From refinishing kitchen cabinets to turning that latest thrift shop find into a work of art, we are here for you.

Continued on page 62





# WAYNE & GAIL GRAHAM

Graham's & Son Interiors

Since 1975, Graham's & Son has been serving the Cambridge, Kitchener, Waterloo, Guelph, Wellington and surrounding communities as one of southwestern Ontario's premier interior decorators. It began as a family business and is still a family business, locally owned and operated. We offer window treatments, upholstery, flooring, kitchen and bathroom renovations, and more.

## AT HOME

**Neighbourhood:** Our office and home are both in Cambridge. **Current Project:** We have many – a lot of new window treatments and kitchen and bathroom renovations. **Favourite Room:** Kitchen and living room. **Design Style:** Very flexible! **Summer Fun:** Boating.

## AT WORK

**Business Philosophy:** The customer is always right. **Popular Product:** Shutters and drapery. **Most Exciting Trend:** Updating bathrooms and kitchens with open concepts and light colours. **What's New:** Custom vinyl plank flooring in glue down or click that looks like wood. **Something Unique:** Celebrating 44 years as a family-owned and operated business since 1975.

## KATHIE AT WORK

**Company Motto:** Sleep Well... Live Well. **Popular Product:** Convenient Nü Bed in a Box. Take it with you today or order online and have it shipped anywhere in Canada. **New Trend:** Natural bedding – linen, silk, cotton and bamboo. **Customer Favourite:** All-natural Natura mattresses and bedding. **Sleep Tip:** Don't forget a good pillow – it's just as important to a good night's sleep.

## SANDY AT HOME

**Neighbourhood:** Laurelwood. **Favourite Colour:** Blue/grey. **Decorating Style:** Barnboard and beach, natural. **Favourite Product:** Natura all season cotton and wool lightweight comforter. **Best Part of Summer:** Glass of wine on the front patio, watching for baby chipmunks.



# SANDY PRYER & KATHIE LODIN

Waterloo Mattress

Waterloo Mattress is a locally-owned manufacturing company with over 25 years of experience in the sleep industry. We are committed to meeting the needs of our customers by providing premium-quality, Canadian-made products at affordable prices. Mattresses, foundations, headboards and sheets – our experienced and knowledgeable sleep consultants will help you make the right choice, taking the frustration and pressure out of mattress shopping. We do it all (except iron your sheets)!

Continued on page 64





# PETER SELLORS

PRESIDENT

Greenville Soapstone Company

Greenville supplies countertops, fireplaces, tile and sinks – anything that can be made in stone. Soapstone is the only natural quarried stone that is non-porous. It will not stain with anything, says Peter. There is no chemical sealer. Soapstone is chemically inert so it's resistant to lemon juice, all acids, bacteria and is completely heat-resistant.

## AT WORK

**Current Projects:** Everything from large kitchens to small fireplaces and vanities. **Latest Trends:** Soapstone is used for everything. **Goal:** Satisfying every customer. **Favourite Jobs:** We take pride in every job that we do. We like to do it all. **Inspiration:** Stuff a little out of the ordinary. Large projects, large fireplaces, custom sinks.

## AT HOME

**Projects:** A 1975 Airstream, a 31-footer that's being completely renovated. **Neighbourhood:** Out in the country. **Hobbies:** A lot of canoeing and fishing. **Favourite Meal:** Steak every Friday night. **How Do You Relax?** Getting the boats out and fishing.



# TODD ROBARTS

Devonshire Designs Inc.

Devonshire Designs Inc. was established in 2008 and it all starts with you, the customer. If you can imagine it, together we will make it happen. With over 30 years of experience in the landscape industry, you can trust Devonshire to take your project from concept to completion. **OH**

## AT HOME

**Upcoming Project:** Currently looking for a contractor to update my kitchen. **Favourite Trees:** Paperbark maple, tricolor beech and English oak. **Summer Fun:** Walking 18 holes of golf.

## AT WORK

**Mission Statement:** Creating beautiful, functional outdoor living spaces with passion and expertise while respecting our environment. **Popular Product:** Fire features. **Latest Trend:** Wood (pizza) ovens. **Landscaping Tip:** Plant establishment trees.

SEE OUR DIRECTORY FOR ALL CONTACT INFORMATION.



double take

# ENTER IN style

Recreate this look in  
your own home.



1. **SURYA**: Continental Jute Woven Rug in Cream 2. **CIOT**: Basalto Porcelain Tile in Bronzo 3. **ELK GROUP INTERNATIONAL**: French Versailles Masterpiece Mirror 4. **ELF**: Free Spirit Shoulder Bag in Light Tan 5. **BED BATH & BEYOND**: Ampersand Charleston Standing Coat Rack 6. **CURREY & COMPANY**: Cypriot Bottles in Medium and Small 7. **SIMONS**: Haut Beau Wool and Linen Scarf in Blue 8. **ANTHROPOLOGIE**: Ale by Alessandra Sancho Straw Rancher Hat in Gold 9. **CANADEL**: Loft Buffet in Cognac Wash 10. **STRUCTUBE**: Vesta Vase 40cm 11. **PIER ONE**: White Faux Magnolia Branch 12. **PIER ONE**: Large Carson Natural Wicker Basket 13. **ELTE MKT**: Reach Vase in Black **OH**

# bauhaus

window coverings & draperies

## Summer Savings on Natural Shades



GRABER

HAVE ONE OF OUR EXPERIENCED CONSULTANTS JOIN YOU FOR A  
COMPLIMENTARY IN-HOME CONSULTATION

646 Erb St. W @ Ira Needles, Waterloo

519.886.7120 [www.thebauhaus.ca](http://www.thebauhaus.ca)

10 - 6pm • Monday - Friday | 10 - 5pm • Saturday



Bauhaus Waterloo | @bauhaus\_waterloo







## COVACH BROS INC.

For over 25 years, we have been providing the KW region with fine interior finishings and custom home renovations.

Three brothers, new to Canada from their native Argentina, saw a hole in the construction market and in 1993, decided to fill it. Through the years, our company **Covach Bros Inc.** has evolved and is now run by original "Covach Bro" Abel and his son, Michael.

We want you to be fully satisfied with your experience...first and foremost with the work that we do, but also with making your renovation as hassle-free as possible. Our aim is to work hard to stay on schedule while maintaining high standards of quality with team members that are respectful, kind, and conscientious.

We love what we do and take pride in our craftsmanship; we strive to stay up-to-date on all the latest trends and construction techniques to help make your project go smoothly and look exactly the way you want it to.

Today, we still hold true to the values that have made our business last: fast and efficient quality work at a competitive price.

**covachbrosinc@gmail.com**  
**@covachbros**  
**519.591.9063**  
**covachbros.com**  
*(Please see ad on pg 35)*



## DEVONSHIRE DESIGNS

At **Devonshire Designs**, it's our passion that makes us different. We apply the highest level of creativity and attention to detail into everything we create. We work closely with you in your space to transform it into your own unique place to truly enjoy the beauty and wonder of the outdoors.

Our love for nature and the outdoors inspires sustainable landscaping, believing it can be beautiful while taking a minimum amount of water and energy to maintain and thrive. Let's talk about how we can create an environmentally responsible, sustainable landscape for your outdoor space.

If you can imagine it, we can work together...we can make it happen. We inspect your property to learn its limits and its potential. We spend time getting to know you and listen to your needs and wishes, and how you use your space. And we will respect your budget, working within the resources available, while ensuring the best value for your landscaping project.

*"To me, it's about building trust and rapport. I never try to sell my clients anything. I listen to their wishes, I work with their space and I create solutions that fit their budgets. I want to help them create their own personal oasis."* – TODD ROBARTS / DESIGNER AND OWNER  
**Contact us for your no obligation free quote:**  
**519.634.9274**  
**devonshiredesignsinc@gmail.com**  
**devonshiredesigns.ca**  
**New Hamburg**  
*(Please see ad on pg 57)*



gotchacovered.com/north-kitchener-waterloo/

## GOTCHA COVERED

When it comes to your home or business, you deserve the best! At **Gotcha Covered** of North Kitchener-Waterloo, we're committed to providing first-rate window treatments and coverings for every need. Our design professionals are here to help you dress your windows with gorgeous drapery, or to find the perfect custom blinds, shades, or shutters for your home or business. With a huge array of styles to choose from, you'll have no problem finding the perfect style to match your taste, budget, and space. Let us help you showcase your home's beauty with our quality custom window coverings.

Our team offers free, no-obligation design consultations so you can discover your options and explore the wide variety of leading brands and popular styles that we carry. We take care of every step of the process, from measuring your windows and offering expert style advice to performing superior installation services. You won't need to worry about a single thing. We even offer competitive prices on the industry-leading brands, so you won't need to go anywhere else.

**519.781.3448**  
**gotchacovered.com/north-kitchener-waterloo/**  
*(Please see ad on pg 39)*



## BAYLEY'S DECORATING CENTRE – DISCOVER UNPARALLELED DECORATING

Serving Cambridge since 1995, **Bayley's Decorating Centre** is owned and operated by Helen and Geoff Bayley.

Bayley's Decorating Centre offers a complete line of Benjamin Moore® products for virtually every project you have, from surface preparation products to a wide array of coatings, sheens and formulas for every requirement.

We have decorators and designers on site to help you in-store, or you can arrange to have an in-home colour consultation.

At Bayley's Decorating Centre, we'll help choose the right products to transform your home into smart and stylish spaces, tailored just for you. Entertaining dining rooms, functional kitchens, and even home entryways all deserve high-end looks on realistic budgets.

Paint, window coverings (Eclipse Shutters, Shade-o-Matic) and wall coverings – we have it all. Whatever the job demands, we have what you need.

Our service professionals are trained in our extensive line of products, and are skilled home project experts, who can help you every step of the way with any job you have!

**Visit us today!**  
**519.621.4745**  
**561 Hespeler Rd, Cambridge**  
**bayleysdecorating.com**  
*(Please see ad on pg 2)*



## HALIBUT WOODWORKING

**Halibut Woodworking** is the studio furniture practice owned and operated by Andrew Hunter in Stratford, Ontario. Since 2016, it has been furnishing southwestern Ontario with high-quality, hand-made custom furniture. Characterized by clean lines and attention to detail, the work displays a passion for quality and craft.

Taking special interest in mid-century and Scandinavian furniture, Halibut Woodworking creates one-of-a-kind pieces for your home or office.

We pride ourselves on using domestic hardwoods that are sustainably harvested and sourced locally. Typically the pieces are finished with three coats of a hand-rubbed linseed oil mix that penetrates deeply into the wood, resulting in no "built-up" or artificial texture. This is a tried and true method applied with care.

With an impressive range of custom built products in a wide array of styles, Halibut Woodworking provides free consultations, competitive prices and unmatched quality.

**519.272.4381**  
**500 Lorne Ave E, Stratford**  
**@halibutwoodworking**  
**halibutwoodworking.com**  
**info@halibutwoodworking.com**  
*(Please see ad on pg 53)*



## NORTHFIELD TRIM AND DOOR INC.

Family owned and operated since 1967, Northfield Lumber started as a single man operation servicing the Kitchener Waterloo community with doors, trim and hardware. It operated for 45 years under this name with Richard Woroch at the helm and sons Bob and Jim joining the company over 25 years ago. Richard's daughter Julie joined 15 years ago and grandson Mike has joined the team as well. In 2012, Northfield Lumber changed hands to Richard's children and became **Northfield Trim and Door Inc.** Operating with the same great staff and service, the children will take the business into the future.

With a large showroom room and experienced staff, we are always willing to make the extra effort to help our customers pick out the material they need with ease. With over 80+ years of combined experience and three generations, we are Waterloo Region's interior trim, door and hardware specialists. Northfield Trim and Door prides itself on outstanding customer service that has created strong relationships with our builders, contractors and carpenters.

From French Doors to Crown Moulding, we can provide you with the products you need. We would be happy to offer you our expertise, attention, great pricing and prompt service.

**39 Northfield Dr W, Waterloo**  
**519.884.4901**  
*(Please see ad on pg 33)*



## 35+ YEARS SERVING KW HOME OWNERS

Debt Consolidation • Equity Renovation • New To Canada Investment • Spousal Buyout/Separation • Purchases/Renewals



\*OUR HOMES' Clients Incentive, call for details  
\*Options for avoiding Government Stress Test



**Tracy Bennett**  
MORTGAGE AGENT

Lic. M08001257

**519.576.4869**  
**tracy.bennett@bennettcapital.ca**

**www.BennettCapital.ca**  
629 Guelph Street, Kitchener

\*some conditions apply, based on mortgage amount

# SUBSCRIBE



Now receive OUR HOMES premium local magazines directly in your mailbox!

OUR HOMES publishes 14 regional magazines quarterly. View them all online at **ourhomes.ca!**

**CHOOSE YOUR REGION(S) & SUBSCRIBE TODAY:**  
**subscribe@ourhomes.ca 705.445.5065 x200**

STYLE • COMFORT • IDEAS • REAL ESTATE  
**ourhomes**  
*celebrating life at home*



STORY **GEORGETTE MCCULLOCH**



PHOTO: SANDY MACKAY

A recent survey of Canadians who purchased a newly built home shows walk-in closets topped their list of must-have features. Surprising? Not really says Tim Bailey, division president of Avid Ratings Canada Ltd., a customer satisfaction company that works with Canadian homebuilders to determine what buyers want in a new build.

"The 2018 Canadian Homebuyer Preference Study revealed three themes," Tim says, storage solutions, energy efficiency and kitchen design.

New home buyers across the country are asked to answer 190 questions based on a recent new home purchase. It's the largest survey of its kind in Canada. The result is a comprehensive report by region, buyer type and demographics that Canadian homebuilders can use to plan new housing projects based on consumer wants and needs.



PHOTO: SANDY MACKAY

# WHAT HOMEBUYERS want



PHOTO: JASON HARTOG



PHOTO: SANDY MACKAY

Avid Ratings is currently compiling results for 2019 but Tim doesn't anticipate dramatic changes. There's only been moderate changes in the four years Avid Ratings has been conducting the survey.

Consumers clearly want energy efficiency, Tim says. "But they also want granite and quartz and all the fine features so it's really about trying to strike a balance between what buyers can afford to spend. Energy efficiency is a hot button for consumers, especially with the carbon tax and rising utility costs. Buying a home is one thing but then carrying the cost of that home is another thing."

Homebuyers also want storage, lots of it. "We're a four-season country," Tim explains using his family as an example. "We're a *Brady Bunch* family with four kids and storage is critical. We have off-season gear, four seasons of clothing and four seasons of sporting goods."

People also want open-concept kitchens with an island. "Quartz countertops and smart home technology score high on the survey as well," Tim says. Other wants include a single-detached home, double-car garages, brick exteriors, tankless water heaters, LED lighting and a main-floor master suite.

What's surprising is the renaissance of the formal dining room. According to the survey, formal dining rooms have increased in importance since year one of the study.

What isn't a priority for new home buyers is outdoor spaces. Tim figures it's because landscaping isn't an immediate concern, it's not part of the purchase and new home buyers have to save and budget for outside projects that happen a couple of years down the road.

The 2018 study found the largest cohort of today's Canadian homebuyer is the growing family with kids followed by single couples with no kids. Millennials have edged out Gen Xers as the largest group of homebuyers.

How does the survey translate for resale homes? Tim believes new homes inspire renovations to older homes and stimulate the resale market. **OH**

## TOP 10

### "MUST HAVE" NEW HOME FEATURES

1. Walk-in closets
2. High-efficiency windows
3. Energy-efficient appliances
4. Overall energy-efficient home
5. Kitchen island
6. Linen closet
7. Open-concept kitchens
8. Large windows
9. Heat-recovery/energy-recovery air exchange
10. Certification by a designated program (ENERGY STAR, Built Green, EnerGuide, etc.)



PHOTO: BONNIE FOX





MATERIALS

- 1 Pine board measuring one-inch thick and eight inches square
- 4 3-inch Hose clamps
- 4 500 ml Mason jars
- 1 Cabinet handle with screws
- 4 ¾-inch Woodscrews

TOOLS

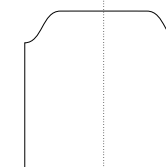
- Jigsaw (if shaped corners are desired)
- Sandpaper
- Cloth
- Paint (colour of your choice)
- Paintbrush
- Screwdriver

DIRECTIONS

- 1 Sand, and if desired, using a jigsaw, cut decorative corners out of the pine board. Wipe to remove dust. Paint board and let dry thoroughly.
- 2 Fasten handle to the top edge of the board.
- 3 Place rings on jars loosely, mark placement of the rings on both sides of the board. Remove jars and attach rings to the board with screws.
- 4 Slip jars into rings and tighten the rings to a snug fit.
- 5 Fill with cutlery and napkins. **OH**

Make your own template, or use ours!

**online** Visit [ourhomes.ca/mag/cutlerycaddy](http://ourhomes.ca/mag/cutlerycaddy) to download a printable template.



# CUTLERY caddy

PROJECT **DAWN MCCONNELL** | PHOTOGRAPHY **TARA CHATTELL**

Create a cutlery carry-all for al fresco dining on the patio, deck or at the cottage.

## CLAIM YOUR LISTING NOW!

### THE LIST

Ontario's Most Comprehensive Homes-Related Online Directory

If you or your business offers services or products for homes in Ontario, customers will find you on **THE LIST** by OUR HOMES.

Regional OUR HOMES magazines saturate 14 local markets in Ontario, connecting our advertisers to over 5,000,000\* readers annually.

\*Source – Google Analytics/Salt Strategy 2016 Readership Survey

**Amplify your company's market opportunities with our expanding reach!**



- ✓ Claim your business listing and expand your online presence
  - ✓ Generate leads from THE LIST's Lead Forms
  - ✓ Geo targeting
- ✓ Improve brand awareness and increase local visibility
  - ✓ Enhance your profile with product/service descriptions, pictures and testimonials
  - ✓ Strengthen your business's reputation
- ✓ Boost your SEO   ✓ Increase traffic to your website

[thelist.ourhomes.ca](http://thelist.ourhomes.ca)



directory

OUR HOMES attracts the area’s finest businesses to advertise in our pages, and utilize our unparalleled distribution and coffee-table appeal to market their products and services. We’re making it easier for you, our readers, to become educated as you plan your home- and real estate-related purchasing decisions. View these business ads online at [ourhomes.ca/waterloo](http://ourhomes.ca/waterloo). The listings below are organized alphabetically by industry.

BEDS & BEDDING/MATTRESSES/  
SLEEP PRODUCTS

Covers Canada, 53  
Waterloo Mattress, 37

BUILDERS

Activa Homes, 4&5  
Covach Bros Inc., 35, 68  
Shirecrest Homes, 51  
Stonecroft Homes, 15

CABINETS & MILLWORK/  
CARPENTRY/FINE WOODWORKING/  
CUSTOM FURNITURE

Halibut Woodworking, 53, 69  
Heinz Custom Woodworking, 19  
Homestead Woodworks, 33  
Jacob’s Woodworking, 11

COUNTERTOPS

Greenville Soapstone Company, 25  
Schweitzer’s Plumbing Centre, 3

EAVESTROUGHS/SOFFIT/FASCIA

RMW Exteriors, 77

EXTERIOR FINISHES/IMPROVEMENTS

RMW Exteriors, 77

FINANCIAL/INSURANCE/  
MORTGAGE/INVESTING

Mortgage Architects Bennett  
Capital Team, 69

FLOORING

BreezeWood Floors Kitchener  
Forest Products, 8  
Graham’s & Son Interiors, 13, 23  
Rich-Craft Interiors, 59  
Silk Road Persian Rugs & Interiors, 77  
Tilemaster, 33

FURNITURE & HOME DÉCOR/  
ACCENTS/GIFTS/COLLECTIBLES

Art Haus 150, 33

Bauhaus Window Coverings  
& Draperies, 67  
Blinds Are Us, 9  
Cornerstone Home Interiors, 40&41  
Expressions on King, 2  
Gifted Waterloo, 15  
Gratefully Restored, 53  
Heer’s Paint & Décor, 2  
Kathie Jordan Design, 33  
Sherri’s Living Large, 21  
Smitty’s Fine Furniture, 7  
The Art of Home, 37  
The Frugal Decorator, 8  
The Scented Market, 21

HOME IMPROVEMENTS/  
RENOVATIONS

Home Hardware, 79

INTERIOR DECORATING/INTERIOR  
DESIGN/HOME STAGING

Expressions on King, 2  
Graham’s & Son Interiors, 13, 23  
Harbour Mill Design, 15  
Heer’s Paint & Décor, 2  
Kathie Jordan Design, 33  
The Frugal Decorator, 8

KITCHEN & BATH

CW Kitchens Inc., 51  
Graham’s & Son Interiors, 13, 23  
Heinz Custom Woodworking, 19  
Jacob’s Woodworking, 11  
Paragon Kitchens, 6  
Schweitzer’s Plumbing Centre, 3

LANDSCAPE DESIGN & ARCHITECTURE/  
LANDSCAPING/LAWN & GARDEN

Devonshire Designs Inc., 57, 68

LIGHTING

The Lighting Shoppe, 53

NEW HOME COMMUNITIES

Activa Homes, 4&5  
Shirecrest Homes, 51  
Stonecroft Homes, 15

OUTDOOR FURNITURE/STRUCTURES

Sherri’s Living Large, 21

PAINTING & DECORATING

Art Haus 150, 33  
Bayley’s Decorating Centre, 2, 68  
Benjamin Moore, 2  
Expressions on King, 2  
Galt Paint & Paper Co., 2  
Gratefully Restored, 53  
Heer’s Paint & Décor, 2  
Home Hardware, 79  
Kathie Jordan Design, 33  
Riverbank Interiors, 2

PLUMBING

Schweitzer’s Plumbing Centre, 3

POOL TABLES/BILLIARDS

Jamiesons Billiards, 59

POOLS/HOT TUBS/SAUNAS/SPAS

Premium Wholesale Home & Leisure, 80

TRIM/MOULDING/CASING

BreezeWood Floors Kitchener  
Forest Products, 8  
Northfield Trim & Door Inc., 33, 69

WINDOW TREATMENTS

Bauhaus Window Coverings  
& Draperies, 67  
Bayley’s Decorating Centre, 2, 68  
Blinds Are Us, 9  
Covers Canada, 53  
Gotcha Covered, 39, 68  
Graham’s & Son Interiors, 13, 23  
Kathie Jordan Design, 33

WINDOWS & DOORS

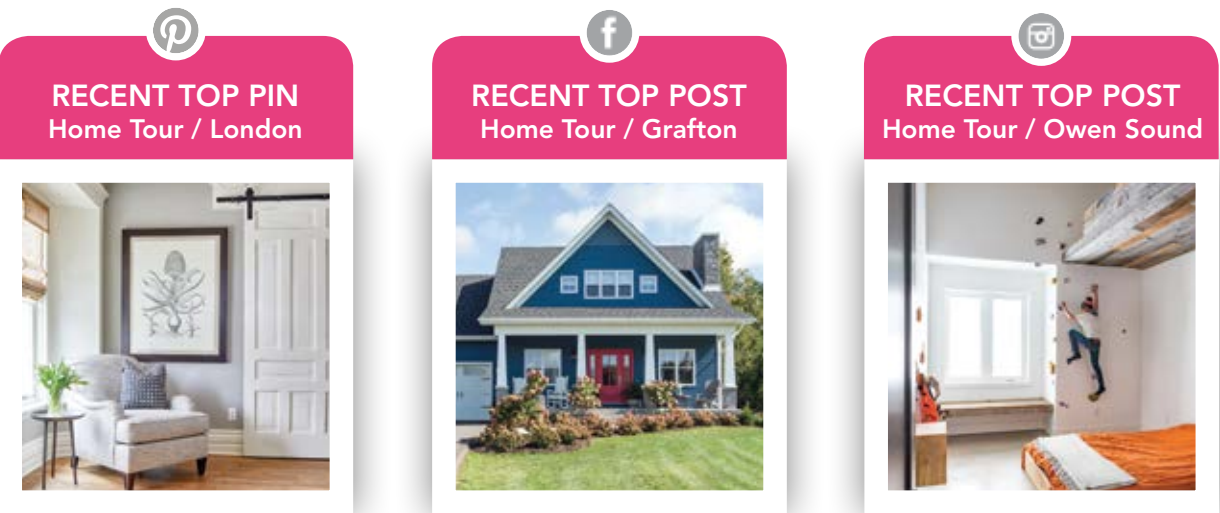
Bavarian Window Works, 25  
Golden Windows, 35  
Northfield Trim & Door Inc., 33, 69



OUR inspiration becomes YOUR reality

Home Tours, Style Ideas, Recipes & DIYs

Follow OUR HOMES on Pinterest, Facebook and Instagram for the latest updates.



celebrating life at home  
ourhomes.ca



good taste

# Campfire COCKTAIL

RECIPE AND PHOTOGRAPHY  
**JENELLE MCCULLOCH**

You don't need  
an open flame  
to create this  
campfire-inspired  
summer cocktail.

## INGREDIENTS

Chocolate chips  
Graham crackers  
Amaretto  
Bourbon  
Stout of choice  
Roasted marshmallows

## DIRECTIONS

To prepare rim, melt chocolate chips (in the microwave, on the stove or over the campfire). Crush graham crackers on a plate. Spread the melted chocolate along rim and dip into graham crackers to coat. Fill glass with ice and add ½ ounce each of Amaretto and bourbon. Top with stout and garnish with a roasted marshmallow. **OH**

**online** Get more recipes at  
ourhomes.ca/mag/cook


SUMMER SALE  
UP TO 40% OFF

# Silk Road

MODERN • TRANSITIONAL • CONTEMPORARY • TRIBAL • CLASSIC

## Our Rug Weaving Projects

We focus on highly skilled weavers, especially women, whose families thrive when a circle spanning half the world is completed and buyers in the West enjoy these rugs. Our project is providing fulfilling jobs for hundreds of weaving families. These village weavers put their hearts into their labors, and we feel this in the beauty their rugs bring into our lives.



We Trade & Buy • Restoration • Appraisals • Repairs

Our Repeat Customers, Since 1987, are Proof of Our Excellent Service & Quality of Rugs.

519.571.8929 • [www.silkroadcarpets.com](http://www.silkroadcarpets.com) • 428 Gage Ave., Unit One, Kitchener



519.669.1445

[www.rmwxteriors.com](http://www.rmwxteriors.com) • [sales@rmwxteriors.com](mailto:sales@rmwxteriors.com)

*Quality You Can See*

f in t g+ p



**30 Years Experience With A Strong Reputation For High Quality Superior Craftsmanship**

Siding • Windows • Doors • Soffit • Fascia • Eavestroughs • Architectural Mouldings & Trims  
Columns • Railings • Shutters • Decking • Wood Siding Specialists

We proudly serve all of Southwestern Ontario, including areas such as:  
Elmira, St. Jacobs, Conestogo, Kitchener-Waterloo, Cambridge, Guelph, Burlington, Oakville, and London





finishing touch



**PORCELAIN OUTDOOR TILE**  
PERMACON

MIRAGE  
NOON:  
DAYLIGHT

MIRAGE  
NOON:  
CHARCOAL

MIRAGE  
NOON:  
EMBER

## beautiful HARDSCAPES

Living outside is what we do in summer. It's true, outdoor recreation rooms are a huge splurge. Just imagine the possibilities. We've picked a selection of must-have hardscape materials to create your backyard oasis.

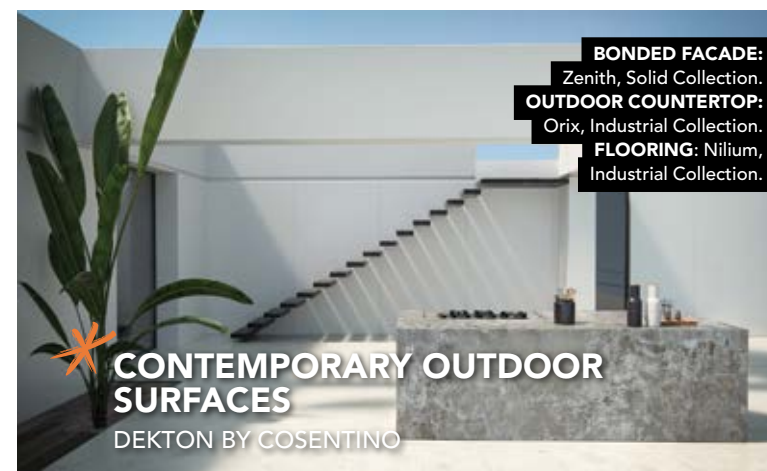
This water feature was built using U-Cara in Pitched Granite Fusion accented with Umbriano in Midnight Sky and Natural Stone in Greyfield.



**STONE SURFACES**  
UNILOCK

PITCHED  
GRANITE  
FUSION

GREYFIELD



**BONDED FACADE:**  
Zenith, Solid Collection.  
**OUTDOOR COUNTERTOP:**  
Orix, Industrial Collection.  
**FLOORING:** Nilium,  
Industrial Collection.

**CONTEMPORARY OUTDOOR SURFACES**  
DEKTON BY COSENTINO



**NATURAL STONE VENEERS**  
ERTHCOVERINGS

FOSSIL:  
CASCADE

LAVASTONE:  
STRIPS

CARIBOO:  
ROCKFACE



**DESIGNER STONE**  
SHOULDICE

Q-STONE:  
ALMOND

ESTATE STONE:  
HAMPTON

**There's no better way to protect wood.**

Only Beauti-Tone's Wood•Shield Best stains are made in Canada and specially formulated to withstand the extremes of our unique climate. Easy to apply, Wood•Shield Best stains have excellent adhesion and penetration, rejuvenating wood surfaces for long-lasting durability and protection – perfect for decks, siding, and more. Plus, they're available in all the right colours.



**Beauti-Tone**  
CANADA'S COLOUR EXPERTS

Available exclusively at Home Hardware and Building Centre locations.  
[beauti-tone.ca](http://beauti-tone.ca)





Swim In Your Backyard  
All Year Long!

# Backyard Oasis

Event on Now!

40%  
OFF



**SAVE UP TO 40% ON  
HOT TUBS, SWIM SPAS & ALL SEASON POOLS!**

*\*Ends June 30th.*

PREMIUM WHOLESALE  
**Home & LEISURE**



519.895.0606 • 17 Manitou Drive, Kitchener, ON  
[www.premiumwholesale.ca](http://www.premiumwholesale.ca)

