

SUMMER 2017

STYLE ■ COMFORT ■ IDEAS ■ REAL ESTATE

ourhomes

R E G I O N O F W A T E R L O O

GREAT CANADIAN
STYLE PICKS

BUILT FOR
entertaining



CANADA'S
BIRTHDAY
ROSE

FROSTY
MARGARITAS
GRILLED CORN

RUSTIC
MODERN
RENO
IN ELMIRA



Confidence in Motion

ALL NEW 2017 IMPREZA



Shhh...WE THINK THE REST OF YOUR HOUSE MIGHT BE JEALOUS.

The all-new 2017 Subaru Impreza may just make your garage
the most stylish and comfortable room in your home.

The 2017 Impreza has entered a new era of refinement. It has boldly leapt forward with a silent cabin that's rich in smooth, seamless surfaces, comfortable seating and thoughtful use of space, and keeps design sense apparent everywhere you look. It's also equipped with a completely redesigned next-generation infotainment system with the audiovisual quality you expect.

With a unique blend of style, versatility, capability and technology, you'll be spending more time driving your Impreza than living in your home. No wonder it's jealous. To learn more, visit subaru.ca/impreza.

2017 IIHS TOP SAFETY PICK⁺

(WITH OPTIONAL EYESIGHT[®] AND
STEERING RESPONSIVE HEADLIGHTS)



COMPACT CAR



**SYMMETRICAL
AWD**



Vehicle shown solely for purposes of illustration, and may not be equipped exactly as shown. See your local Subaru dealer for complete program details. See Owner's Manual for complete details on system operation and limitations. Impreza and Subaru are registered trademarks. †ALG is the industry benchmark for residual values and depreciation data. www.alg.com. *To determine crashworthiness, IIHS rates vehicles good, acceptable, marginal or poor, based on performance in five tests. To qualify for 2017 Top Safety Pick+, a vehicle must earn good ratings in the small overlap front, moderate overlap front, side, roof strength and head restraints tests. Vehicles must offer, as optional equipment, an autonomous emergency braking system (Subaru EyeSight[®]) and earn an advanced or superior rating for front crash prevention. Vehicle must also offer specific headlights that earn an acceptable or good headlight rating. For more details, visit www.iihs.org. **The Insurance Institute of Highway Safety (IIHS) rates models with optional or standard front crash prevention systems as superior, advanced or basic based on the availability of autonomous braking (autobrake) and its effectiveness in 12 mph (19 km/h) and 25 mph (40 km/h) tests.



Meadow Acres Garden Centre
The best of what we are



We're more than just a Garden Centre

2315 Queen St., Petersburg, ON

519-634-5479

www.meadowacres.com

Stain that Enhances and Protects



Paint Like No Other®

Enduring beauty. ARBORCOAT® preserves decking, fencing, and siding in a range of opacities and colours.



**Stop by or call.
We're here to help!**

GUELPH **Heer's Paint & Décor** 245 Edinburgh Rd Unit 9 519.836.4731 heerspaint.com

KITCHENER **Heer's Paint & Décor** 428 Gage Ave Unit 4 519.578.5330 heerspaint.com

KITCHENER **Heer's Paint & Décor** 1120 Victoria St N Unit 9 519.576.7576 heerspaint.com

WATERLOO **Heer's Paint & Décor** 583 King St N Unit 2B 519.772.1127 heerspaint.com

Jacob's Woodworking

Making your ideas reality since 1992

**CUSTOM
KITCHENS**
from Design
to Construction
to Final Installation



Rockwood, ON
519.856.0256
info@jacobswoodworking.ca
www.jacobswoodworking.ca





PERFECT the art of LIVING

Open-Concept Bungalow Designs FROM THE LOW \$500's



A Complete Community in Quaint New Hamburg

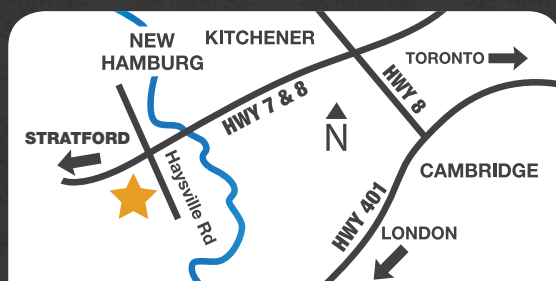
Stonecroft truly is a community within a community

Whether you enjoy indoor or outdoor activities, Stonecroft has something for you and is the ideal home for the social and active adult.

- Walking distance to local shopping
- 15 minutes to Kitchener/Waterloo and Stratford
- 15 minutes to the Ira Needles Boardwalk big box shopping centres
- Exclusive resident activities including golf, hiking clubs, billiards, fitness activities, travel club, crafting and card leagues
- 18,000 sq. ft. Rec. Centre
- 5kms of landscaped walking trails within Stonecroft

Model Home Open 7 Days a Week in New Hamburg:

12 Amberdale | 12:00 - 5:00pm | 519.662.6621
stonecroftsales@careyhomes.ca | stonecroftnewhamburg.ca



REGIONAL PUBLISHERS Jamie Jefferson
Georgette McCulloch

REGIONAL MANAGING EDITOR Adrienne Brown

REGIONAL PRODUCTION MANAGER Tracy Shuttleworth

MARKETING & ADVERTISING Cheryl Heisler, 519.501.5180
cheryl.heisler@ourhomes.ca

Pam Gummerson, 519.217.8717
pam.gummerson@ourhomes.ca

REACH US EASILY: firstname.lastname@ourhomes.ca

OUR HOMES is a registered trademark of OUR HOMES MEDIA GROUP INC.
OUR HOMES Region of Waterloo is published four times a year.

OUR HOMES is distributed to residents of Region of Waterloo via direct delivery. Copies of OUR HOMES are available for free pick up at high traffic locations throughout the region.
OUR HOMES is distributed to select business leaders via direct delivery.

Please send all letters and/or feedback to OUR HOMES Magazine,
25 Elgin St., Collingwood, ON L9Y 3L6. Or email us at editor@ourhomes.ca.
All letters received are subject to editing for grammar and length.

OUR HOMES MEDIA GROUP INC:

EDITORIAL

EDITOR-IN-CHIEF Georgette McCulloch

ASSOCIATE & WEB EDITOR Laurel Fortin

SUMMER INTERN Taigan Dance

MANAGING EDITORS

Nancy Belgue, Adrienne Brown,
Laurel Fortin, Walter Franczyk,
Mary Hatt, Gina Makkar,
Tiffany Mayer, Georgette McCulloch,
Tamarisk McNalty Stephens, Melissa North,
Merrilyn Patterson, Diane Sawchuk

ART

ART DIRECTOR Tara Chattell

ASSOCIATE ART DIRECTORS

Sheila Britton, Robynne Sangiuliano

DIRECTOR OF PHOTOGRAPHY Jason Hartog

PRODUCTION

PRODUCTION DIRECTOR Lynn Derrick

PRODUCTION MANAGERS

Julia Dempsey, Kelly Donaldson,
Marilyn Reid, Abby Reynolds,
Tracy Shuttleworth

OPERATIONS

MANAGING DIRECTOR, SALES & MARKETING

Jamie Jefferson
jamie.jefferson@ourhomes.ca

MANAGING DIRECTOR, OPERATIONS

Georgette McCulloch

DIRECTOR OF BUSINESS DEVELOPMENT

Christine Puma
christine.puma@ourhomes.ca

ACCOUNTING

Donna Duggan

ADMINISTRATOR

Lisa Merrell

ACCOUNTS RECEIVABLE
Robert Markauskaite

CONTRIBUTORS

Nicole Aubrey, Brandon Barre, Sheila Britton, Adrienne Brown,
Pat Crocker, Jason Hartog, Sara Martin, Jenelle McCulloch, Dolores Pian,
Melanie Rekola, Mehreen Shahid, Yanic Simard, Valerie Wilcox

Advertisements and the content, including photos, of advertisements published within OUR HOMES magazine are supplied solely by the advertiser and neither the publisher nor OUR HOMES Media Group Inc. accept responsibility for opinions expressed in advertisements or for copyright issues with regards to photos, advertising copy and advertisements, nor shall they be held liable thereby. By act of reading this publication, all advertisers and readers agree to indemnify and hold harmless both OUR HOMES Media Group Inc., and the publisher thereby. Copyright ©2017 OUR HOMES Media Group Inc. All rights reserved. Reproduction without permission is prohibited.

OUR HOMES CAN BE FOUND IN THE FOLLOWING MARKETS:

- Barrie/Orillia/Midland • Grey Bruce • Hamilton • London • Muskoka
- Niagara • Oakville/Burlington/Mississauga • Ottawa • Peterborough
- Southern Georgian Bay • The City of Toronto • Region of Waterloo
- Wellington County/Orangeville/Caledon • Windsor • York Region



Graham's & Son

INTERIORS

Your Complete Decorating Design Centre

SINCE 1975



Buy 2
Get 1 Free
On: Shutters,
Blinds &
Shades
And 25% Off
Drapery &
Upholstery
Fabrics

FREE IN-HOME CONSULTATION



Kitchen & Bath Renovations • All Flooring Services • Custom Draperies • Wood & Vinyl Shutters • Blinds & Shades • Painting
Custom Upholstery & Refinishing • Drapery Cleaning & Alterations • All Counter Top Surfaces • Professional Interior Decorating



Always Looking For Contractors, Decorators & Installers

Your 1st Choice for Superior Window Fashions & Kitchen & Bathroom Renovations for 42 Years.
Best Kitchen Renovation • Best Interior Decoration • Favourite Blind & Drapery Store
Our Family Would Like to Thank You for Your Continued Support!



519.658.9025 | www.grahams.ca | FREE SHOP AT HOME SERVICE

Get Your
“Canadiana”
 on **Eh?**



Birch Look Cement Stool \$87



Antler Bottle Opener \$29



Oh Canada Pillow \$49

presents by tfd



unique home décor & special giftware

Suite 229 - 72 St. Leger Street Kitchener, ON
 boutique: 517.744.9281 • studio: 519.744.9280
www.thefrugaldecorator.ca

Have you patiently waited for The Frugal Decorator to reopen our retail showroom? Well wait no more! Welcome to “Presents by TFD” featuring the special home décor products that you have come to love & more!

Watch for Our Exquisite Re-Opening - Summer 2017!

editor's note



Here comes the sun! Finally! Time to dig in, get dirt under my fingernails, let the sunshine bring out my freckles and watch my garden grow – and celebrate Canada's 150th birthday on July 1st.

I have fleeting memories of Canada's 125th birthday. I was young enough to get my face painted, so I definitely didn't really understand the significance. I was just happy to have a paper flag to wave and do some crafts on a hot, sunny summer day before taking in some fireworks.

Twenty-five years later, Canada's birthday means a lot more to me. The maple leaf is one of my favourite décor motifs – I really don't think Canadiana will ever go out of style. I'm a sucker for woodland animals, Canadian landscapes and HBC stripes and I couldn't help but be drawn to more rustic accessories and art honouring the great white north as we were shopping around Waterloo Region for our summer Style Picks. Aren't most of us feeling a little extra Canuck pride this year? Our summer Style Picks (page 14) pay tribute to our amazing country.

Besides a little extra love for red and white, this issue is packed with style. We feature two homes updated by different builders to show off their skills. The first is a home in Deer Ridge, Kitchener, (page 20) that has been updated bit by bit to suit a sweet family and all the friends they're often entertaining. The second, in Elmira, is a rustic upgrade by RMW Exteriors (page 36).

Wishing you a fantastic Canada Day and many more days of summer fun. Cheers!

Adrienne

Adrienne Brown, Managing Editor
adrienne.brown@ourhomes.ca

Follow us @OurHomesMag

online Get more at ourhomes.ca

**CORNERSTONE'S
 SUMMER SALE
 NOW ON
 CABINETS / SOFAS**

ch CORNERSTONE
 Home

**24 years
 in business**

*Quantities are limited **Quick delivery to most areas

Love being home.

Cornerstone's summer sale is now running! Container loads of new inventory are ready to be seen in our Toronto and Cambridge showrooms. We have the largest selection of cabinets, cupboards and sofas in Ontario; beautiful styles in many sizes that are perfect for your home, and more affordable than you expected.

TORONTO

2886 Dundas Street West T 416 767 8170

CAMBRIDGE

90 Main Street T 519 740 9991

cornerstonefurniture.ca

[f /CornerstoneHome](https://www.facebook.com/CornerstoneHome)

[p /CSHome](https://www.pinterest.com/CSHome)

CONTENTS

SUMMER 2017



64



36



20

ON THE COVER

Rustic meets modern in this recent Elmira renovation. Story, page 36. Photography by Jason Hartog.



34



14



LOCAL FEATURES

- 14 Style Picks** Art and accessories celebrating the great white north.
- 20 Home & Builder** This Kitchener home becomes an entertaining dream – inside and out.
- 32 Spotlight** The Millionaire's Daughter brings consignment wares to town.
- 36 Home & Builder** Putting new styles and tech to the test in Elmira.
- 52 People** Project time? Call in Waterloo Region's top trades.

DEPARTMENTS

- 8 Editor's Note**
- 12 Advice** Chill Out This Summer
- 16 Decorating** Alluring Accessories
- 28 Gardening** Canadiana For Your Yard
- 30 Real Estate** Temporary Rentals
- 44 Good Taste** Cheers to Margaritas!
- 46 Decorating** Sunny Kitchen Update
- 48 Design Ideas** Beautiful Backsplashes
- 60 Gardening** Pet-Friendly Gardens
- 62 Home Resource Directory**
- 64 Cooking At Home** Spiced Up Corn
- 66 Finishing Touch** Easy, Breezy Blue



Making Bathrooms Beautiful



Schweitzer's
Plumbing Centre


1768 Erb's Rd. West, St. Agatha, ON
Just 5 minutes west of Waterloo across from Angie's Kitchen


519.747.1819

www.schweitzers.ca

find us on facebook



ST. JACOBS
 **Home**
 furniture
 — AND APPLIANCES —



Bring The Indoors Out...
Patio Season
 is Right Around the Corner

WE DELIVER
 To Milton, Oakville,
 and Burlington



homefurniture.ca

ST. JACOBS HOME FURNITURE

1421 KING STREET NORTH
 DOWNTOWN ST. JACOBS
 (519) 664-3301



Monday - Friday 8 to 6
 Sat 8 to 5 · Sun 12 to 5



 **Home Owners** helping **homeowners**
 with Expert Advice

advice



COOLING OFF IN THE HOT DAYS OF SUMMER

Interior Designer **Dolores Pian** shares her ideas.

You're hot, you're sweaty. What can you do for relief?

Other than the obvious answers – hang out by the pool, at the mall with igloo temperatures or at an outdoor cafe with an iced drink – sooner or later you do have to go home.

Here are our go-to suggestions for cooling off in the summer – indoors.

DRESS TO REFRESH

Create a summer look by dressing your sofas and chairs with linen slipcovers.

Linen has natural wicking abilities that pull moisture away from the skin. Used for centuries in hot climate countries, it also has natural anti-bacterial qualities.

COOL OFF WITH FANS

Living through a hot summer without air conditioning seems impossible, but you'll still feel the humidity at some point. Many people don't like the recirculated air from air conditioners, or the high energy bills that come with cranking up the air conditioner 24/7.

For immediate relief, have a fan directed toward your body or your feet! I find that a fan at my feet seems to cool off the rest of me.

Ceiling fans such as Casablanca's are romantic looking and create air movement that cools you off by evaporating

the sweat from your body. More evaporation means a cooler human.

FEEL THE FREEZER BURN

If linen sheets are outside of your price range, then stick your cotton sheets in the fridge or freezer for a few minutes before bed.

Place them in a plastic bag first, unless you want your sheets to absorb the variety of scents in your fridge. Granted, this won't keep you cool all night, but it will provide a brief respite from the heat and humidity.

COOL TO THE TOUCH

Enjoying a cool, sustainable home might be right on the counter or under your feet.

Stones such as granite or marble located on tables, counters and under your feet are cool to the touch. Why? They have a dense structure that absorbs heat from warmer objects. This heat dissipates through the stone quickly so it feels cold.

Stone is virtually indestructible, which makes it ideal for high-traffic areas in your home, requiring little or no refinishing, replacement or maintenance.

MAKE IT DARK

Shutting your blinds and curtains all day will help block the sun's rays. Close all windows the night before and through the hottest part of the day.

Closing blinds is especially necessary if you have south-facing window walls. No matter how



much air conditioning you have, you'll feel the heat and be blinded by the glare of the hot sun.

Turn off the lights. Light bulbs, even environmentally-friendly CFLs and LEDs give off heat – if not directly, then their electrical housing and transformers do.

Take advantage of natural light as much as possible, and keep rooms cool after dark by using lights minimally or not at all. It's a great reason to have dinner by romantic candlelight.

GET WET

Take a shower, especially a cold rain shower. This will bring down your core body temperature and rinse off sweat, so you can hit the mattress feeling cool and clean.

SLEEP IN THE LOWER LEVEL

Basements make for a great summer residence. Since warm

air rises and cool air sinks, the lower level makes for comfortable sleeping.

Finishing off the basement is a worthwhile investment. The lower level is usually 10 to 15 degrees cooler than the above-ground part of the house.

PSYCHOLOGICALLY SPEAKING

Cool colours – blues, greens and white – can promote your brain's capacity to visually cool off.

Blues in particular remind us of the sky and the cool wet seas. And green, the colour of nature, always brings up thoughts of spring.

Embrace the summer and enjoy your home whether it's located in the sky, on the ground or by the water. And ask yourself: How are you going to create a cool summer mood for your home? **oh**

1. CASABLANCA FAN COMPANY: Piston Ceiling Fan in Matte Black 2. CR ATION BAUMANN: Lerida IV Drapery Fabric in Colorit 0411 3. SURYA: Birds By The Waters Edge II Wall Decor 4. MONTAUK SOFA: ABC Slipcover Sofa in Linen 5. SURYA: Easton Table Lamp 6. SURYA: Ogee Pillow in Sky Blue & Parsons Pillow in Aqua



KARA'S GLASS

CUSTOM ARCHITECTURAL
 & ARTISTIC GLASS



Celebrating Canada - Glass Coasters



519.570.7110

WWW.KARASTAINEDGLASS.CA
KARA@KARASTAINEDGLASS.CA



1

KARA'S STAINED GLASS

Stained Glass Panels
Artist Karen Derksen is known for her signature birch trees in stained glass, but she has worked with many other Canadian motifs, too, from maple leaf glass bowls to this likeness of a Lawren Harris painting commissioned by a customer.
325 Breithaupt St., Kitchener
519.570.7110 | karastainedglass.ca

ST. JACOBS HOME FURNITURE

Accent Pillows
Pick a pillow, any pillow – whether text or image, these feather-filled beauties all pay homage to our home and native land. Each one measures 18 inches square.
1421 King St. N., St. Jacobs
519.664.3301 | homefurniture.ca

EXPRESSIONS ON KING

Benjamin Moore Paint
Inside or out, for walls or for other projects, quality Benjamin Moore paint can help you transform anything quickly, whether you go full-on maple leaf with Vermilion (2002-10) or choose something a little more subdued like Schooner (AF-520) or Winter Solstice (1605).
4281 King St. E., Kitchener
519.653.0115 | expressionsonking.com

PDR PICTURE FRAMES AND GALLERY


Landscape Paintings
Vibrant art by Alberta-based Janice Gallant highlights just a small portion of our nation's beauty. These canvas pieces have been framed by PDR Picture Frames and are ready to hang.
112 ½ King St. S., Waterloo
519.886.5290 | pdrpictureframes.com

STUDIO 428 DESIGN & DÉCOR

Antler Candleholders
These aluminum taper candleholders can add a funky touch of Canadiana to any table or mantel. Pop a red taper in there for July 1st and you have the perfect starting point for your Canada Day table.
428 Gage Ave., Unit 3, Kitchener
519.579.5225 | studio428design.com

HAUSER

Madirondack Chair
A classic Ontario chair with a bit of a modern twist, this Muskoka chair (or Adirondack, if you must) comes in cherry, white, natural, black, charcoal, navy and chestnut, as well as the very vibrant pool blue and fresh green leaf.
330 Weber St. N., Waterloo
519.747.3818 | hauserstores.com OH



3



4



2



5



6



Indoor trees, such as the impressive fiddle leaf fig, add exotic essence.

EXOTIC ELEMENTS

STORY **YANIC SIMARD** | PHOTOGRAPHY **VALERIE WILCOX**



PHOTO: BRANDON BARRE

There's no place like home, but sometimes don't you dream of enticing distant lands? If your décor is feeling a little bit like the same old, same old, shake things up with a touch of exotic flair, and bring back that feeling of home sweet home.

HERE ARE 7 OF MY FAVOURITE WAYS TO BRING AN ELEMENT OF THE EXOTIC INTO ANY DESIGN:

1 **PILLOWS & TROWS**
For a quick infusion of exotic appeal, pile on the pillows. Indian, East- or South-Asian-inspired prints and fabrics make for an easy splash of colour, in as big or small a dose as you desire. Bravely add rich jewel tones to even the most neutral of colour schemes – they're surprisingly easy to work with. The best part? If you eventually get tired of a saturated hue, you can always switch out the cases for a while, and bring them back in when you're craving that sizzling flavour again. *Continued on page 18*

How to Buy, Sell and Restore Your Furniture

Sell Your Excess Furniture



What Bits & Pieces Customers are Saying:

"I was impressed with how quickly my items sold!" - Carrie S.

"I love the variety of styles!" - Tracey N.

To sell your furniture, call 519.742.4033

408 Gage Ave, (at Westmount Rd) Kitchener
info@bits-and-pieces.ca
www.bits-and-pieces.ca

Hi, Marge & Rita here.
For 35 years, we have been helping people restore & modernize their furniture. —→
Also, for 17 years, we have been helping people buy & sell their furniture. ←—
So, how can we help you?




What The Strippers Customers are Saying:

"I appreciate that you can custom pick your stain." - M. Chapman

"We are so pleased with our dining room suite that you refinished." - M. Hollinger

To restore your furniture, call 519.576.8282

427 Gage Ave, (at Westmount Rd) Kitchener
rita@the-strippers.com
www.the-strippers.com



Before in a Golden Oak

Now Modernized in an Espresso

Bits & Pieces
Furniture & Décor Consignment Store

For more information, call us or e-mail pictures of what you would like restored or sold. Pick up & delivery available.

BEAT THE HEAT!
Get Ready For The Hot Humid Weather With **OVERLAND HEATING & COOLING**. Where We Manage Your Home Comfort 1 Degree At A Time.

OVERLAND RNC
HEATING, AIR CONDITIONING & GAS FIREPLACE

1.888.837.OVER (6837)

www.OVERLANDHVAC.com

45 Otonabee Drive, Unit C Kitchener, Ontario N2C 1L7

AIR CONDITIONERS STARTING AT **\$1950⁰⁰** +HST



www.OverlandHVAC.com

decorating

2 ARTISTIC ACCENTS

A curated home avoids clutter, but don't be scared of adding a few sculptural objets, even on your minimalist surfaces. Cultivate items with true beauty and meaning: fewer items of a higher quality will amount to a worldly collection over time, so bring one great piece back when you travel, rather than several tourist-trap knickknacks.

3 FURNITURE

Adding accessories doesn't feel like enough of a shake up? Opt out of using just the typical clean-lined furniture and mix in something a bit more bold. Try drum coffee tables, East-Asian-inspired cabinets or Moroccan-inspired side tables. The flair a piece of exotic furniture brings to a space is worth braving a little commitment. Pair evocative pieces (like a studded wing chair) with demure classics like a plush leather sofa to create a subtle, sophisticated story.

4 PRINTS & PATTERNS

Fabric can be used to cover up or to attract attention. For beautiful draperies that make as much of a statement as the view outside, why not try a wild motif, such as this feather print from Maxwell Fabrics (Fantail fabric in #338 Prism). Try a similarly colourful print to upholster a side chair or bench, or spice up a headboard – or use a printed wallpaper to add rich hues to your dining room, foyer or powder room.



Exotic statuettes look great perched on top of a small stack of books, and you can easily play with the arrangement whenever you feel like being creative.

5 RUGS

Bold prints aren't only for vertical surfaces. A vivid exotic rug brings some drama to the fifth wall – the floor – which has several advantages. In some spaces, using a bold accent wall can leave the space feeling lopsided, but an accent rug stays grounded. Plus, you can always use a petite carpet (like a three-by-five-foot) in a small nook for a little splash of interest, rather than filling a whole room. Try pairing a rug in a rich palette with a piece of art that echoes some of the same colours to add a sense of continuity throughout the space.

6 TILES

In the kitchen and bath, and even beyond, tiles in exotic designs are a beautifully bold choice. Try a statement tile for a small area, such as a powder-room floor (or even the full walls), a kitchenette or butler's pantry, a shower-stall floor or accent wall, or a short but impactful backsplash. Look to cosmopolitan suppliers like Cercan Tile for traditional cultural patterns or even bold tropical motifs, to speak volumes with just a few tiles.



7 WILDLIFE

So maybe you can't have an exotic pet – you can still bring home some wildlife in the way of a stunning live plant. Not all tropical varieties can survive a Canadian climate, but you can bring lots of exotic essence with indoor trees, such as the impressive fiddle leaf fig. Look for a plant with large leaves or fronds to bring the air of a dreamy vacation destination to your home year-round. **OH**



Greensville Soapstone Company

GREENSVILLE
SOAPSTONE
COMPANY

1-888-95-STONE

sales@greenvillesoapstone.com

www.greenvillesoapstone.com

BURLINGTON
4450 Corporate Dr. Unit 2

PORT HOPE
375 Ward St. Unit 4

THE art of HOME

home + lifestyle

51 Main Street, Cambridge, Ontario N1R 1V6
519.621.9237
www.theartofhome.ca



Located in an historic building on Main Street in downtown Galt, The Art of Home is a home + lifestyle shop brimming with beautiful objects. Stop in for a gift or something special for your home. We'd love to meet you!



Monday to Friday...10am - 5:30pm | Saturday...10am - 5pm
Sunday...12noon - 4pm



LAI BACK *Luxury*

STORY **ADRIENNE BROWN**
PHOTOGRAPHY **JASON HARTOG**
FLOWERS **HIWAY FLOWERS**

Brian and Shannon Walls, owners of Bricon Contracting, spend a lot of time working on other people's homes, crafting dream-worthy spaces for their clients. They've never had time to redo their own home top to bottom in one go.

"We did the home in stages," explains Shannon.

That's okay, though, because renovating their 53-year-old bungalow bit by bit shows their home has transformed along with their family, accommodating different needs, especially now that they're living with two teenagers.

It's a testament to what Bricon Contracting does very well. Bricon is a general home contractor ready to handle a range of commercial and home improvements, from fireplaces and home theatres to outdoor decks and pool cabanas.

Renovating their own home in stages has given the Walls family everything

Continued on page 22



A cosy gathering space on the main floor of the home is perfect for curling up to read or watch a movie. **ABOVE:** This extra large kitchen island accommodates family and friends alike. **OPPOSITE:** The Wallses completely updated the exterior of their home. The timbers are a favourite feature.

they need and more. Their home is now a hub for entertaining friends of all ages. In fact, many of their renovation decisions have revolved around their kids and their friends. Their home is the regular weekend hangout and Shannon says their family is rarely alone for dinner.

“We always have a plethora of kids around the house,” says Shannon. She’ll take them all in very happily: “Stray cats, stray kids and stray everything,” she laughs.

This home, in an older part of the Deer Ridge neighbourhood in Kitchener, was here before new development began. When the Wallses moved in almost 19 years ago, they were surrounded by farms and fields, not big-box stores and brand-new neighbourhoods. “We have watched the whole area develop,” says Shannon. “It has been really interesting.”

But that doesn’t mean they aren’t keeping up with current home trends, both inside and out. A whole new front exterior – including beautiful timbers flanking the front door – immediately sets the tone for their modern renovation.

A step through the front door and it’s clear it’s the home of a close-knit family. They each have their own cubby in a built-in bank in the

Continued on page 24

RIGHT: Each family member has a personal storage space in this bank of cabinetry at the front door, which helps corral coats, shoes and accessories. **BELOW:** Tall windows line the wall across the back of the home, from the sitting area just off the kitchen through the living and dining spaces. **OPPOSITE:** The Wallses always have space for a few extra friends at their dining table.



A world map in the dining room keeps track of each family member's travels, with new pins appearing regularly.



ABOVE: This teenager's bedroom has a little extra character, including a tall window looking out to the yard. **BELOW:** One part of the upstairs games area where the Wallises' teenagers like to entertain. **OPPOSITE, TOP LEFT:** This cheater en suite was once the only bathroom on the main floor, so it had to act as a master bath and a shared bath for guests. The Wallises have since added a powder room to accommodate everyone. **TOP RIGHT:** The bedroom set in their daughter's room is a family heirloom. **BOTTOM:** This serene master bedroom is on the main floor, looking out to the front door.

foyer, and their family dog has a special little window seat looking out to the driveway, topped off by a mini gallery of family photos.

Just beyond the foyer is a living area with a stone fireplace and lots of seating, which is connected to the open-concept kitchen and dining area. All of this sits on beautiful hand-scraped hickory hardwood flooring from [Brodrecht's Flooring Canada](#) and walls of windows from [Golden Windows Limited](#) across the back of the home look out to the fabulous backyard.

In the dining room, instead of art, Shannon has hung a world map. Each member of the Wallises family has his or her own colour of pin and they meticulously mark off their world travels, creating a truly unique and ever-changing piece of décor.

The kitchen, which was originally a small galley-style space, is now much larger. They built an addition on the back of their home, so everything is open and flows together. The kitchen now has a large island (Caesarstone from [KW Countertop](#)) with plenty of



bar stools for everyone who drops by for a meal or a drink. At the back of the room, along with lots of storage thanks to cabinets from [Blackstone Cabinetry Inc.](#), is a coffee bar. The glass backsplash tile in the kitchen is from [Tilemaster](#).

Shannon and Brian's main-floor master suite is just around the corner from here. It was originally two separate bedrooms the couple decided to turn into one large room. They decorated in a muted, serene palette. Built-in storage and a cheater en suite complete the space. They had originally installed the cheater when this was the only bathroom on the main floor, although now the home also has a powder room.

Continued on page 26



Built-in storage under the window makes the most of an awkward space.





Shannon's chickens rule the roost in the backyard and roam free when the family is outside.

This beautiful pool and cabana are the outdoor hub for entertaining in the backyard. **BELOW:** More entertaining space in the loft of the home, just off the games room and home gym, means everyone can have a space to spread out.



Two different staircases lead upstairs to the kids' bedrooms, shared bathroom, home gym and their expansive entertaining and party spaces, split onto two different levels. This is the loft of every teenager's dreams.

"We always have a few extra kids on the weekends!" says Shannon. "We built the fun rooms upstairs for them to hang out." They also built in pocket doors so the rooms can be closed off from the rest of the house, should anyone be making noise into the night.

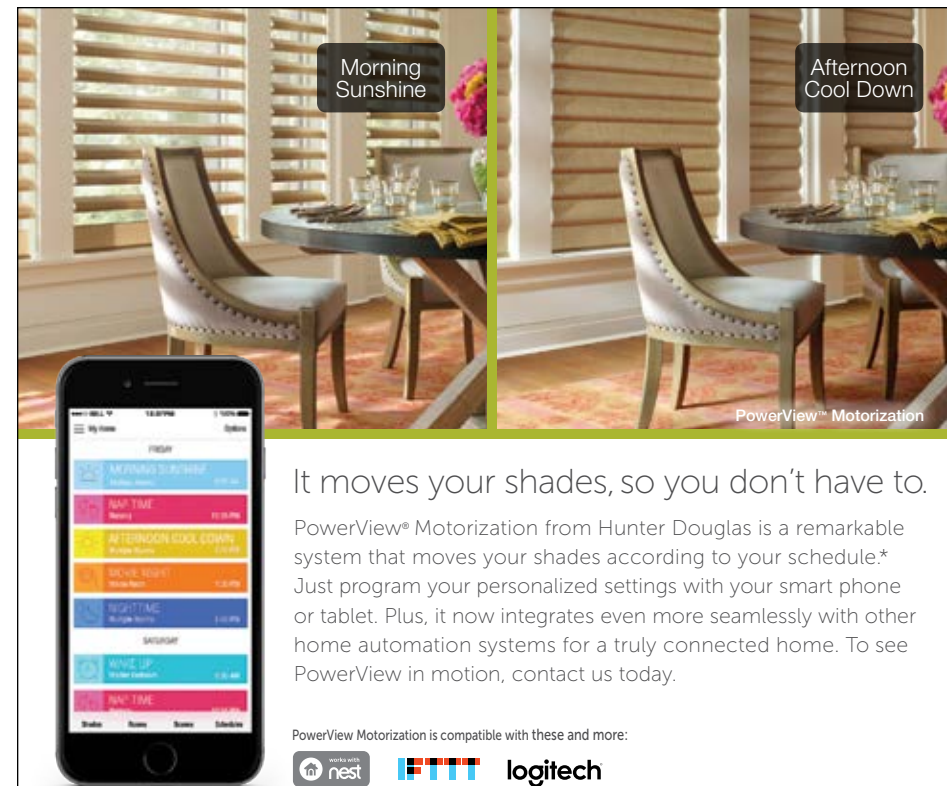
The backyard is a huge extension of their indoor entertaining space. It features a large deck with an area for dining al fresco or

sitting with a coffee, plus a built-in barbecue and pizza oven, new this year. They also have extensive gardens, thanks in part to **Gateman Milloy**, which add to the calm atmosphere and create a private oasis. These surround a beautiful pool by **Tim Goodwin Pools Ltd.**, a cabana and plenty of space for pets – including their backyard chickens – to run, play and peck.

Regardless of who the family is hosting, or the season, the Wallises have enough space for everyone to spread out – or to spend quality time together. And that's what a home is for. **OH**

SOURCE GUIDE

• Air Pro Services • Benjamin Moore • BJ Electric • Blackstone Cabinetry Inc. • Bricon Contracting • Brodrecht's Flooring Canada • Doucette Masonry Ltd. • Fineline Fireplaces • Gateman Milloy • Gillies Lumber Inc. • Golden Windows • J.C. Waterworks • KW Countertop • Premium Painting • Riverside Door & Trim • TA Appliances & Barbecues • Tilemaster • Tim Goodwin Pools Ltd. • Watermarks



It moves your shades, so you don't have to.

PowerView® Motorization from Hunter Douglas is a remarkable system that moves your shades according to your schedule.* Just program your personalized settings with your smart phone or tablet. Plus, it now integrates even more seamlessly with other home automation systems for a truly connected home. To see PowerView in motion, contact us today.

PowerView Motorization is compatible with these and more:



HunterDouglas

*The PowerView App and additional equipment required for programmed operation.
©2017 Hunter Douglas. All rights reserved. All trademarks used herein are the property of Hunter Douglas or their respective owners.5314480

Blinds Are Us

Gallery Showroom

Transforming Your House Into A Home

Blinds | Drapery | Shutters & More

In Home Consultations Available

Visit Our Showroom For Expert Service

519.893.8687

299 Manitou Dr., Kitchener

www.blindsareus.ca

Financing Available.
Buy Now. Pay Later.

1.800.265.2290



VISIT ONE OF OUR SHOWROOMS AT:

888 GUELPH ST., KITCHENER, ON | 519.579.3810
309 EXETER RD., LONDON, ON | 519.652.1677
1112 MARCH RD., KANATA, ON | 613.592.9111



LOCALLY MANUFACTURED SINCE 1961





A TRUE NORTH ROSE

STORY **PAT CROCKER**
PHOTOGRAPHY **VINELAND RESEARCH
AND INNOVATION CENTRE**

There's a red and white party about to unfold across the country this year, and for homeowners, one surprise guest is a proud Canadian rose.

Known as Canadian Shield, this stunner is a made-in-Canada repeat bloomer, and a more fitting plant could not have been selected to help Canadians celebrate the 150th anniversary of Confederation.

Few flowers are as rich in lore and history as the rose, and few are as highly prized. As natives of the cooler parts of the northern hemisphere, wild or species roses were blooming on this continent long before Columbus was born. In fact, they are thought to have evolved as long ago as 60 million years in Central Asia before making their way to North America, Europe and China.

The Canadian Shield rose is Canadian-flag red in colour and like the country itself, it has a majestic beauty and yet it is deceptively hardy, welcoming freezing temperatures as well

as searing heat. Developed by the Vineland Research and Innovation Centre in partnership with the Canadian Nursery Landscape Association, the Canadian Shield rose is the first of Vineland's 49th Parallel Collection to be released. If you plant in May it will be ready for the big day this summer.

Even if you are not partial to roses, because of its low-maintenance, versatility, repeat-blooming characteristic, disease-resistant hardiness and over one-metre spread with full, red flowers and glossy green foliage, the Canadian Shield rose is a natural for Canadian homes, landscapes and gardens.

Visit 49throses.com/node/10 for a list of greenhouses, nurseries and garden stores that carry it.

GROWING ROSES

PLANTING

Roses require a minimum of six to eight hours of direct sunlight every day, so choose a sunny spot, preferably one with slight shade in afternoons.

Although hardy to -40° C, as do all roses, the Canadian Shield rose will benefit if protected from cold winds by a hedge. Because they require circulating air, do not plant roses under trees or near walls.

Dig a hole twice the size of the container and to a depth that is about twice the length of the plant from growth node (the swelling from which the stems grow) to the end of the roots.

Add enough moist compost, manure, or peat moss to the hole so that when planted, the growth node is 2.5 cm below the surface.

Remove the plant from the pot and spread the roots over the new material in the hole. Add soil back around the plant, making sure that the plant is upright and the hole is completely filled. Lightly tamp the soil around the stems.

Empty a bucket of water around the base of the plant.

MAINTENANCE

Mulch roses (do not let mulch touch the stems) to help hold moisture, add some nutrients, and prevent the growth of weeds.

In early spring, cut out thin, damaged or weak shoots then prune all stems by about half of their length.

Add fertilizer to the soil around roses in the spring and water thoroughly after adding. One more feeding of fertilizer may be added around mid-summer.

Water around the base of roses regularly during summer.

Snip dead flowers from rose bushes. **OH**



HiWay
FLOWERS

519.893.1890

18-1601 River Road East
Kitchener, ON N2A 3Y4
hiwayflowers.ca



@hiwayflowers



SHOP HERE

for fabulous furniture & decor on consignment



THE MILLIONAIRE'S DAUGHTER
Fabulous furniture on consignment



427 SPEERS ROAD, OAKVILLE ON 289.837.3800
40 ENGELHARD DRIVE, AURORA ON 905.503.9400

272 OTTAWA STREET N., HAMILTON ON 905.543.8000
1436 VICTORIA ST. N., KITCHENER ON 226.647.4777



THE PERILS OF SHORT-TERM RENTALS

STORY **MEHREEN SHAHID** | ILLUSTRATION **SHEILA BRITTON**

Looking to make an extra buck? Have a spare room? Listing it for short-term rental sounds like a good plan. But with government regulations finally catching up, here are some issues to watch out for when listing your dwelling for short-term rental.

WHAT'S THAT TOWN OR CITY BYLAW SAY?

Despite the rising popularity of services such as Flipkey, Airbnb and HomeAway, municipal laws in Canada have not kept pace. Many major cities, including Toronto, Vancouver, Hamilton and Edmonton have only recently started working on improving bylaws to factor in short-term rentals.

Toronto

In Toronto, the number of Airbnb rentals hit 9,460 in 2015, according to city council.

Right now, short-term rentals are not regulated by the city, and zoning bylaws currently do not cover the length of rental time. The hotel industry says companies like Airbnb get an unfair advantage because they don't pay taxes and other costs.

Short-term rentals in downtown condominiums have also raised concerns about noise and neighbourhood safety, triggering heated debate regarding short-term rentals in freehold residences.

Rules are coming. If city council approves new recommendations following months of study,

Torontonians will only be able to list short-term rentals for the property they live in. This will stop people from buying properties for the sole purpose of renting short-term. The study also recommends licensing companies like Airbnb, changing zoning bylaws to create a stand-alone short-term rental category and starting a registry listing anyone operating a short-term rental unit.

Vancouver

Documents posted on the City of Vancouver's website reveal the city's zoning regulations don't currently allow short-term rentals. Only licensed bed and breakfasts are allowed to rent for fewer than 30 days. Vancouver is also looking into changing the current set of rules around short-term rentals, says Jag Sandhu, a spokesman for the City of Vancouver.

Under the proposed changes, owners will be allowed to rent part or all of their principal residence on a nightly basis, if they have a business licence. For said licence, the owner will need to provide proof of ownership for the residence using a property title or a tenancy

agreement along with photo ID and a recent government or utility mail.

If these changes come into effect, people operating short-term rentals without a business licence will face fines and legal action.

Similar efforts around bylaws are being made in other major cities, including Hamilton, Kitchener and Edmonton.

Despite the lack of rules and regulations around short-term rentals, Lisa Sobchysyn, communications advisor for the City of Edmonton's Department of Development and Urban Planning, says homeowners should consult with the city before listing their property online to check if a permit or licence is required.

ARE YOU SURE YOU'RE INSURED?

"The first thing I would tell anyone is – before you list your home with Airbnb – to check with your insurance company if you're even covered," says Anne-Marie Thomas, an insurance expert with Insurance Hotline. "Airbnb offers some coverage, but they're very clear it isn't insurance."

Check with the insurance company to see if they even permit such coverage through their policy, she suggests. Most home-insurance policies are for personal use and may not be intended for commercial ventures, such as short-term rentals.

Cancellation of a policy in such a case could create a world of trouble due to non-disclosure and misrepresentation, says Thomas, making it a red flag on the homeowner's record.

Aviva Insurance recently announced coverage for home-sharing projects that can either be tacked on to an existing plan or be purchased as stand-alone packages for a rental property.

BE A MINDFUL LANDLORD

One Toronto Airbnb landlord recommends a thorough interview of guests before renting out a property. She usually avoids large groups of friends in their 20s. And for bigger groups, she requests names and email addresses for all guests be added to the listing. She then sends out an email with house rules and a warning of an extra nuisance charge of \$250 if the guests don't comply with her rules.

Moreover, she looks for positive guest reviews online, and if those don't exist, she asks additional questions, such as the purpose of the visit to the city, the composition of the group and their ages.

"If I have a sense someone is hiding something, I plan to greet them all at the house and give a personal tour," she adds. "There are ways to screen guests and you develop little tricks that you learn as you go." **OH**



Welcome to **ALL PRO PROPERTY**, a residential/commercial painting company offering an extensive range of services from simple room to complete total property painting.

We are professional painting contractors with an outstanding customer satisfaction and referral rating providing quality service.

Specializing in Residential interior and exterior projects, one time calls or service agreements for rental property turn arounds.

ALL PRO PROPERTY takes great care in providing quality and dependability for its clients. Our mandate is to assure our client's expectations are met or exceeded. With over 20 years of experience in our field, we have managed to foster relationships of trust and confidence.

We are qualified to assist you in both large and small paint projects. **ALL PRO PROPERTY** is dedicated to providing prompt, reliable service at a reasonable cost to our customers.

When combining quality, service, and cost, **ALL PRO PROPERTY** is simply the most sensible choice for all of your painting needs.

FREE • ESTIMATES
• CONSULTATIONS

519.897.7490

Locally Owned & Operated

waterloo
mattress
Sleep well...Live well.

waterloo
mattress
Sleep well...Live well.

Zedbed

NATURA
NATURAL BEDDING

B beaudoin

Blu
Sleep Products

ZENIMA
by GOSWAMI & GAUVIN

Visit Our Showroom:
136 Dearborn Place, Waterloo, ON
519.747.3729 | www.waterloomattress.com



Maureen, Kari, Jacky, Pamela and JoAn

STORY **ADRIENNE BROWN**
PHOTOGRAPHY **JASON HARTOG**

LOOKS LIKE A MILLION BUCKS

THE PLACE: The newest location of the fabulous furniture and décor store **The Millionaire's Daughter** is now open in Kitchener. The business is known and loved in its other locations in Hamilton, Oakville and Aurora for its fantastic selection of previously loved décor items on consignment. Owner Maureen Barnes has a favourite saying: "Everything here has its own little story and has been gathered through the years." And shoppers are smitten with the great finds – The Millionaire's Daughter typically sells the equivalent of seven homes worth of furniture each week. In its 8,500 sq. ft. Kitchener showroom, you'll find one-of-a-kind pieces in unique vignettes that are constantly changing as items sell.

THE STYLE: Staff at the The Millionaire's Daughter describe the store's style as "always eclectic." There's a mix of modern and vintage items, including brand new furnishings from model homes and design studio clear outs. "Whether you're



downsizing, renovating, moving, or just looking to change your interior décor, buying and selling on consignment makes perfect sense," says Maureen. "Our philosophy is to carry a wide variety of furniture pieces and accessories at various price points for the shopping pleasure of any customer."

WHAT'S HOT: The ladies at The Millionaire's Daughter say patio furniture is on fire right now. They accept and sell outdoor furniture on consignment. Similarly, "green" is hot, too: "The colour and the concept," says Maureen, "save the earth and buy more vintage." Décor, rugs and lighting are also popular sellers, as are the salvaged architectural items that pass through the store, from barn doors to windows and industrial pieces.


SEASONAL: For summer, you can find patio furniture, outdoor conversation sets, bistro tables, garden décor and outdoor serving carts at The Millionaire's Daughter – all at a fraction of retail price.



FAVOURITES: Staff members are partial to the teak mid-century chairs they're seeing come through their store, as well as harvest dining tables and architectural salvaged items like barn doors and gates. They have also had "amazing designer sofas from a design studio clear out at a third of their retail cost," says Maureen. Head in to find your own new favourite item soon.

WHERE: 1436 Victoria St. N., Kitchener
226.647.4777 | themillionairesdaughter.com. **OH**





519.664.1202

1600 King St., N St. Jacobs, ON N0B 2N0
www.stjacobsglassinc.ca

FREE ESTIMATES



INSTALLATION OF ANY TYPE - GLASS, MIRROR, DOOR & WINDOWS

St. Jacobs Glass Systems Inc., a tenacious and dedicated business, established in 2003. An efficient, skilled team and workshop with solid expertise on the best quality products available and innovative solutions for your glass needs. Conveniently located just North of Waterloo and South of Elmira.

Custom Glass Shower Units • Store Fronts • Thermopanes • Vinyl Windows & Doors
Mirrors & Beveling • Glass Replacement Plexiglass & Lexan • Glass Table Tops • Sash & Screen Repair

St. Jacobs
GLASS SYSTEMS INC.



519.669.1445

www.rmwexteriors.com • sales@rmwexteriors.com

Quality You Can See
f in t g+ p



30 Years Experience With A Strong Reputation For High Quality Superior Craftsmanship

Siding • Windows • Doors • Soffit • Fascia • Eavestroughs • Architectural Mouldings & Trims
Columns • Railings • Shutters • Decking • Wood Siding Specialists

We proudly serve all of Southwestern Ontario, including areas such as:
Elmira, St. Jacobs, Conestogo, Kitchener-Waterloo, Cambridge, Guelph, Burlington, Oakville, and London



Silk Road

TRIBAL • CONTEMPORARY • CLASSIC & MODERN RUGS

Our Afghan Rug Project

We focus on highly skilled weavers, especially women, whose families thrive when a circle spanning half the world is completed and buyers in the West enjoy these rugs. Our project is providing fulfilling jobs for hundreds of weaving families. These village weavers put their hearts into their labors, and we feel this in the beauty their rugs bring into our lives.

SERVICES:

Professional Hand-Washing of All Types of Rugs, including SILK
Flood & Water Restoration • Repair • Restoration • Reweaving
Certified Appraisals • We Trade & Buy Rugs

UP TO 40% DISCOUNT

We offer highly individualized examination of each rug.
A technique is chosen based on the rug's type, condition and dyes.
Our Repeat Customers are Proof of Our Excellent Services.

519.571.8929 • www.silkroadcarpets.com • 428 Gage Ave., Unit One, Kitchener



Leading by Example

STORY **ADRIENNE BROWN**
PHOTOGRAPHY **JASON HARTOG**
FLOWERS **HIWAY FLOWERS**

When people are building new homes, they often look to examples of other new builds or renovations to see what works and what doesn't. That's why **Jeremy** and **Christine Weber** are willing to try new things every time they renovate a home – which is often.

Continued on page 38

LEFT: A barnboard wall in the living room sets the tone in this modern rustic home in Elmira. **ABOVE:** The masterminds behind the home, owners Jeremy and Christine Weber.



Jeremy's father, Robert, founded **RMW Exteriors Inc.** in Elmira 30 years ago. The company has grown since then and is now an industry-leading provider of siding, windows and doors, as well as larger projects: from exterior home remodelling to custom home building.

Always up for trying new things so he can speak confidently about them to his customers, Jeremy's own home projects often end up testing new styles, approaches or systems. This one is no different.

The Webers bought this Elmira home in 2014 and immediately started their renovations. First, they stripped the entire home down to "nothing" and updated all the heating, electrical and plumbing. "We literally tore the whole roof off," says Jeremy.

They built an addition in 2015 and installed a **Smart Home Comfort** home automation

TOP: The open kitchen-dining space walks out to the covered back deck. **TOP RIGHT:** This chalkboard keeps track of the family's day-to-day to-dos, or is used for favourite quotes, lyrics and reminders. **RIGHT:** Jeremy and Christine designed this kitchen with functionality for a family as top priority. **OPPOSITE, TOP:** Christine has a passion for home design and décor, which is immediately evident. **BOTTOM:** Curb appeal to the max: Jeremy completely redid the home's exterior to bring it up to current style.



system, something they hadn't yet tried in a home – and they're very happy with it, so they now feel comfortable recommending it to clients. Originally about 1,450 square feet, the Webers added another 1,500 square feet, plus an 1,100 sq. ft. garage, basically tripling the footprint of the home. Their new garage has an extra door at the back of the house, so they have a convenient pass-through. This was something they had done in a previous renovation and loved.

RMW Exteriors Inc. replaced all the windows, doors, siding, timbers and basically everything on the outside of the home, save for

the landscaping, which Jeremy trusted to the very capable hands at **St. Jacobs Country Gardens & Landscape Nursery**. Nearby **Rainmaker Landscape Sprinkler Systems** installed sprinklers to keep everything healthy and green and **Horizon Coatings** finished the wood for the home's exterior. Christine and Jeremy say they make a great pair when it comes to completing a home: he takes care of all of the exterior work and she covers all of the interior decorating. "Christine should definitely open a decorating business!" Jeremy says. *Continued on page 40*



home & builder

BELOW LEFT: Tucked in the back of the basement, the Webers incorporated an extensive home gym. **BELOW RIGHT:** Games galore! This basement was made for entertaining and parties, from the games tables and televisions to the rustic bar. **BOTTOM LEFT:** This sweet girl's bedroom has built-in storage and just the right amount of frill. **BOTTOM RIGHT:** The same neutral scheme decorated differently makes this bedroom in the kids' wing work for a young boy.

In terms of layout and plan, it's a joint effort between RMW Exteriors, **Craig Frede Design** and **RPM Construction Ltd.**, says Jeremy. He drew up the concept he had in mind for the home and then the team sat together to tweak what he'd come up with to bring it to where it is today.

"We were trying to do things to be able to show customers what could be done," says Jeremy. "It's not necessarily the perfect house, but it's practical and it was designed with family in mind."

One side of the home consists of two separate areas: the kids' wing – bedrooms and a bathroom down a hallway with its own door that can be closed off – and a 930 sq. ft. master suite, which includes the laundry room, a music space, bedroom, en suite plus dressing and closet space, all closed off by sliding barn doors.

"From a design point of view, I think a lot of people want to be able to do that," says Jeremy of the closed-off kids' wing.

The beautiful en suite also has a first: a steam shower. "I recommend



that to every customer now, if they like hot tubs or saunas," says Jeremy. "Especially when you pair it with the heated floor and the bench!" adds Christine. They sourced the glass for the shower and their mirrors from **St. Jacobs Glass Systems Inc.**

Dave Scholten Flooring installed new carpets and tile flooring across the home. **French's Drywall** put up new walls.

A calm, rustic style continues throughout the whole home. "We tried to keep that modern feeling with a touch of rustic," says Christine, who picked a number of furniture pieces from **Snider Brothers Furniture** (now **Chervin Furniture and Mattress**) in Elmira.

The main living area is very open-concept, with the kitchen, dining area and family room all in one space. They are separated into distinct zones, thanks to Christine's flair for décor, and the dining room walks out to the back deck, which is an equally fantastic entertaining space. Not only does the covered porch area have an outdoor kitchen with built-in barbecue, but it also features a large hot tub, which has its own convenient entrance from the master suite.

"This home was designed to please everyone and give that home feeling," says Christine. "It's so comfortable and it really feels like a home." *Continued on page 42*



TOP LEFT: A casual conversation set, fireplace and TV combine for an easygoing space between the games room and kids' play space. **RIGHT:** An outdoor kitchen with all the bells and whistles means the homeowners can eat and entertain al fresco all summer long. **ABOVE:** This hot tub can be accessed from the main back doors off the kitchen, as well as the master suite.



ABOVE: The master walk-in closet is tucked behind the bed, with access from either side. **LEFT:** Christine and Jeremy both play piano, so it was important to incorporate their baby grand in a prominent space in their home. **BOTTOM:** A soaker tub is the centrepiece in the master bath. It's flanked by his-and-hers sinks.

RPM Construction built and installed the kitchen cabinets and the countertops, which were sourced through **Stonex Granite & Quartz Inc.** The new appliances were purchased from **KW Appliance Plus** and Christine picked most of her light fixtures at **The Lighting Shoppe.**

In the basement, the couple built an 800 sq. ft. home gym. It is complemented by a large games room complete with a wet bar and a rec area for toys, games and television.

Jeremy knew exactly who he wanted to help with the technical and functional aspects of finishing off his home. He called on **Grand River Insulation**, electrician **Cody Gleeson** of **Gleeson Electric Inc.**, **Richmond Heating and Air** and **Kastl & Zuch Plumbing & Heating Ltd.** for their expertise.

However, the Webers are moving on to another project now. Building and renovating is their passion and they're always trying new things. "We would like to do something in French-country style," they say. They've previously tried their hand at Cape Cod style with some modern flair, and this home is definitely more rustic. They're up for trying something different once more! **OH**





Summer is For Sangria
So Why Are You Cleaning?

Give yourself the week off and let us take care of your house cleaning.

BOOK REGULAR SERVICE TODAY AND
SAVE \$100*

519-836-3330
merrymaidsguelph.ca

*Save up to \$20 on each of your first 5 regular house cleanings. Some conditions may apply. Contact Merry Maids of Guelph for full details.



Stonex
GRANITE & QUARTZ INC.



WOODSTOCK 226.289.2975 980 Juliana Dr. N4B 1B9	CAMBRIDGE 519.249.1900 650 Jamieson Pkwy N3C 0A5	STONEY CREEK 905.643.9982 791 South Service Rd. L8E 5Z2
--	--	---

WWW.STONEX.CA



RPM
CONSTRUCTION LTD.

519.669.1217
22 Second Street, Elmira ON



We Offer You Complete Customer Satisfaction.
We Demand Attention To Detail, Constructing Your Project With Dedication,
Quality, Honesty & First Class Workmanship.

RENOVATIONS • ADDITIONS • KITCHENS • BATHROOMS • DECKS • WINDOWS • DOORS • GARAGES • COTTAGES • CUSTOM HOMES

rpmconstructionltd@yahoo.com | www.rpmconstructionltd.com

good taste

spicy MARGARITAS

RECIPE AND PHOTOGRAPHY
JENELLE MCCULLOCH



Here's a fun twist on a summer party classic – fruity margaritas with a kick. We use bright, classic summer flavours and a hint of spice.

WATERMELON JALAPENO MARGARITA

INGREDIENTS

1 cup watermelon, seeded and cubed
1 jalapeno pepper, sliced
2 ounces tequila
1 ounce triple sec
1 ounce agave syrup
lime, for rimming
sugar, for rimming
ice

DIRECTIONS

- Rim two glasses with lime, then sugar, and set aside.
- In a shaker, muddle a few slices of jalapeno. Add watermelon and muddle to release juices. Add a scoop of ice and remaining ingredients.
- Shake and strain into prepared glasses over crushed ice. Garnish with jalapeno slices.

PEAR & GUAVA MARGARITA

INGREDIENTS

6 ounces pear-guava juice
2 ounces tequila
1 ounce triple sec
1 ounce agave syrup
lime, for rimming
1 Tbsp coarse salt, for rimming
1 Tbsp sugar, for rimming
¼ tsp crushed chili flakes, for rimming
fresh pear, sliced, for garnish

DIRECTIONS

- Mix together salt, sugar and chili flakes. Rim two glasses with lime then dip into salt mixture.
- Fill a cocktail shaker with ice and add pear-guava juice, tequila, triple sec and agave syrup.
- Shake and strain into prepared glasses over crushed ice. Garnish with pear slice. **OH**

online

Get more recipes at ourhomes.ca/mag/cook



UPGRADE YOUR VIEW

REMODEL • REPLACE • RETHINK

Your Exclusive Local Dealer

LEPAGE
Millwork

Bavarian
WINDOW WORKS

Let us inspire you.

Visit us at 2236 Shirley Dr. Kitchener
519-578-3938 | bavarianwindows.com

decorating



Colours: Island cabinetry and pantry: Benjamin Moore Whale Gray (2134). Upper cabinetry: Benjamin Moore Winter White (OC-21)

Wood shaker cabinetry doors in a transitional profile.

Metalllic chrome drum shade pendants hang above the island and over the sink.

The island is topped with Cambria Quartz.

KITCHEN PHOTOGRAPHY
NICOLE AUBREY

LE CREUSET:
Pepper Mill
in Soleil



LE CREUSET:
Revolution 6 Piece
Utensil Set in Soleil

SUNSHINE *in a grey kitchen*

Grey kitchens have arrived in a big way. Grey is the fastest growing cabinetry colour scheme. The trick is to make your grey pop. Enter yellow, the perfect complement. We suggest these yellow must-haves for your kitchen.

KITCHENAID: 2.0-Quart
Kettle with in Citrus Sunrise



RAIN GOOSE TEXTILES: Bees
Tea Towels in Yellow & Grey



VILLEROY & BOCH:
S+ Sun Flatware



LE CREUSET: Stoneware
Dinner Plate & Coupe
Pasta Bowl in Soleil



GURGLEPOT INC.:
Gurgle Pot in Yellow



A Stool For Every Bum.



Custom dining, counter & bar height chairs.

TRICA 10 YEARS

Let us help turn your house into a home!
In home consultations & installation services available.



Duette®Architella®Trielle™
Honeycomb Shades Provide

Energy Efficiency in Every
Climate, Every Season.

SUMMER BENEFIT
Duette®Architella®shades can
reduce unwanted solar heat through
windows by up to 80%.

HunterDouglas
DUETTE®
Architella® Honeycomb Shades

bauhaus
window coverings & draperies
HunterDouglas Gallery

646 Erb Street West
@ Ira Needles, Waterloo
519.886.7120
www.thebauhaus.ca



The Region's Largest Showroom

The
LIGHTING
Shoppe



Come In And See All The New Fixtures Exclusive To The Lighting Shoppe
thelightingshoppe.ca

529 Hespeler Rd. (at Sheldon) Cambridge 519.622.2223
1199 Wharncliffe Rd. S. London 519.668.0178



Stainless-steel tiles define the cooking zone, while white subway tiles form the remainder of the backsplash.

MAKE A SPLASH IN YOUR KITCHEN

The backing behind your sink, stove or counters doesn't just protect your walls from splashes. STORY **SARA MARTIN**

The backsplash is an opportunity to add colour and texture to your kitchen design, without taking on a major renovation or breaking the bank. With so many design choices out there, you don't have to settle for the same old, same old. Look at metal, wood, tile, mirror, stone, wallpaper, glass or paint – the backsplash is an ideal place in your home to let your creativity shine.



1 GLASS
Glass tiles add a lovely reflective quality in the kitchen and come in a multitude of colours. Look for frosted glass, glass bricks and even a process that will transfer an image onto glass – imagine how that could personalize your kitchen. Mirrored glass is very useful in a smaller space, reflecting light and making the space look much bigger.

2 METAL
Metals such as stainless steel are also becoming more mainstream in the kitchen. A panel of buffed stainless steel behind your range has a very contemporary appearance. New and old corrugated metal roofing and old tin ceiling tiles can add texture and depth.

Glass, stone and metal tiles come in a multitude of styles, shapes and colours.

The return of the "curb" backsplash is trending. This one is in honed soapstone.




PHOTO: COURTESY OF POLYCOR

3 STONE
Beach pebbles, fieldstone, river rock, clay bricks and dry-stacked stone have a nice organic quality to them and can add a lot of texture to a backsplash. Continued on page 50



ArtHaus 150
Home Decor | Art | Chalk Paint™ | Garden

519.900.2034
150 Victoria St. South, Kitchener, ON
www.arthaus150.com
Mon - Fri 10am - 5pm | Sat - 10am - 4pm | Sun - Closed
HOME DECOR • WORKSHOPS • CHALK PAINT FURNITURE • ORIGINAL ART

Kathie Jordan Design
519.772.6937 | 87 Peel St., New Hamburg, ON
www.kathiejordandesign.com
Mon - Fri 10am - 5pm
Sat - 10am - 4pm

CHALK PAINT STOCKIST

pdr
PICTURE FRAMES

pdrpictureframes.com
112 1/2 King St. S. Waterloo
519.886.5290

GRAND RIVER GLASS
Enhance with Glass

CUSTOM FRAMELESS SHOWERS & GLASS STAIR RAILINGS

Custom frameless shower enclosures to fit your taste, space and budget. Custom glass for your indoor and outdoor stair railings.

519.787.0080 | Fergus, ON
office@grandriverglass.com | grandriverglass.com


WESTMOUNT
CRAFTSMEN INC.
HOME RENOVATIONS

519.635.7089
www.westmountcraftsmen.com • info@westmountcraftsmen.com
Committed to Superior Quality & Results

design ideas



4 WOOD Another natural product is wood, and again you're only limited by your imagination. Hang barn board vertically or horizontally. Try wide pine boards or maybe walnut or bamboo. Tongue-in-groove boards or beadboards are another option.



Bead board, barnboard or even driftwood can add texture and create interest.



5 TILE Classic tile has seen an expansion of choices: porcelain, marble, stone, ceramic and quartz. When using tile, the next decision is how will it be laid: straight, diagonal, checkerboard, chevron, herringbone and brickwork patterns are some choices, or perhaps you have a different pattern in mind.



Inject a jolt of personality with a bold, graphic wallpaper pattern. A protective layer of glass makes cleanup a snap.



6 PAINT & WALLPAPER In paint and wallpaper, the colours and designs are endless. Once a wallpaper is covered with glass it becomes an easy-to-clean feature. Many paint suppliers offer tough finishes, so with a quick wipe, your backsplash looks brand new, year after year. Don't forget chalkboard paint, it will give your family a chance to create a unique and ever-changing canvas.

When you see something you like, use your imagination, and don't be restricted by suppliers' pictures. Make a splash in your kitchen and let your personality shine. **OH**

148 Peel Street, Unit 30
New Hamburg, Ontario
donsupholstery@gmail.com
519.662.6998
www.donsupholstery.ca
Like Us on Facebook!

519.635.3452
165 Bathurst Dr. Suite 2,
Waterloo, ON

Russell Electric offers 24/7 electrical services in Waterloo & surrounding areas. Our team focuses on giving our customers exactly what they have hired us to do in an informative, neat & courteous manner.

Electrical Services & Panel Upgrades • In-Floor Heating Install & Repair • Home Automation • Stand-By Generators • Pool & Hot Tub Wiring • Knob & Tube/Aluminum Wiring Upgrades

info@russellelectric.ca | www.russellelectric.ca

Advertise With Us

Give your business the benefit of premium exposure and connect, like never before, to our extensive targeted readership!

Cheryl Heisler 519.501.5180 cheryl.heisler@ourhomes.ca	Pam Gummerson 519.217.8717 pam.gummerson@ourhomes.ca
---	---

IN THE DETAILS



HEINZ CUSTOM WOODWORKING

QUALITY CUSTOM-MADE KITCHENS,
VANITIES, WALL UNITS & CLOSETS



519.669.9145
85 Earl Martin Drive Unit#1 Elmira ON N3B 3L4
info@heinzcustomwoodworking.com

www.heinzcustomwoodworking.com



PHOTOGRAPHY JASON HARTOG

Enlist the help of these local experts to help you knock a few things off your summer to-do list so you have more time to kick back and enjoy the weather.

MELISSA VOSSEN & COLLIN BEAUMONT
Westmount Craftsmen, Kitchener

Tell us about your business:

Westmount Craftsmen is a home renovations company. Our business was started in 2007. We are a well-organized, family-run company with an office and warehouse located at 1215 Victoria St. North in Kitchener.

What sets you apart from your competitors? Besides our attention to detail, we have service trucks out all day to help our projects move smoothly. These trucks bring tools and materials as well as remove garbage from sites daily, keeping our most skilled workers on site working rather than shopping or transporting items.

How do you manage your projects?

We have a real passion for our business and we understand that our clients save and plan for their renovations. It is our goal to have every renovation reflect our client's vision while at the same time providing suggestions for the best results.

SUMMER PROJECT PROS



SARAH & SAM SIMON

Terry Howald Pools, Kitchener

What services do you offer? Terry Howald Pools has been providing full-service pool construction in the Kitchener-Waterloo area for over 45 years. We offer custom backyard design as well as renovation or restoration to your existing swimming pool. We take pride in offering a range of top quality products in our store and our full service team provides unprecedented service throughout the year.

Why are saltwater pools the new normal? Saltwater pools have been used for years and are now gaining popularity for their maintenance-free quality and gentle approach to water sanitation. They virtually clean themselves and require much less attention than pools that use just chlorine. Saltwater is gentle on your skin and the environment by requiring fewer chemicals to operate.

What is your favourite pool accessory? We love the convenience of control at your fingertips with the integrated Control4 system that allows you to operate your pool with your smartphone. The convenience of prepping your backyard for your arrival after a long day at work is now a reality. By controlling lighting, temperature and even selecting your favourite song or streaming live music, your backyard is completely tailored to your every desire.

Continued on page 54

MICHELLE MAUE
Heer's Paint & Décor,
Kitchener and Waterloo

Why is Benjamin Moore such a go-to for designers and homeowners? Colour and design experts love Benjamin Moore paint colours and their uncompromising quality. No matter the project, they have the product that will satisfy the consumer. The Natura line by Benjamin Moore is the only paint product now certified asthma- and allergy-friendly, while also being zero VOC and zero emissions. This makes it the premium product for LEED. They just launched Century, the first paint with a soft touch matte finish in a curated palette of 75 pre-mixed colours, which brings a truly artisan approach to depth and richness.

One thing about buying paint you wish everyone knew: You really do get what you pay for. Colour is simply the beginning as coverage, durability, fewer toxins and better performance both in application and durability afterwards all make Benjamin Moore a premium product.

What is the last room you painted in your own home? We painted our master bedroom in AF-155 Weimaraner. It is part of the Affinity Collection from Benjamin Moore and each colour from this palette works seamlessly on its own or with any other colour from the Affinity palette.



MORGAN REAY
Bavarian Window Works

Tell us about your business: We believe that windows and doors are the most important architectural features of your home. We offer a wide selection from trusted brands like Lepage, Ostaco, Sunrise, Euro Vinyl and Marvin. We aim to create a personalized package that fits seamlessly with your lifestyle and your home.

How do you help customers choose the right windows and doors for their needs? We have a lot of flexibility in the brands we carry and we have purposely picked the top industry brands that are going to satisfy 95 to 98 per cent of the population. Because of the successful companies we work with, it's easy to find the right window or door for anyone. Plus, all our sales people are professional and they know our products inside and out.

You just replaced your own windows. How much of an impact does that have on your home? It made a huge difference! I went to a triple-glazed window for the first time and I am so happy with my choice. Over the last 18 years, I have used every single supplier that we sell. I have confidence in all of them – whether it's our most expensive product or our most affordable.

Continued on page 56



RITA WAGNER & MARGERY SMITH
The Strippers, Kitchener

You have a big anniversary coming up. Tell us about that: Each year we show our appreciation to over 16,000 loyal customers, some who have been with us for over 35 years now. Every year, we also help Tony Bender at House of Friendship with his Emergency Food Hamper program. Last year, we were able to donate over 400 pounds of food to support neighbours struggling to make ends meet.

What lessons have you learned after 35 years in business? Southern Ontario has a wealth of quality furniture that was built here from the 1800s to the 2000s. When we started The Strippers in 1982, many of these furniture

manufacturers, such as Gibbard, Roxton, Vilas, and Krug were still around. These solid wood pieces have been passed on for generations and this trend will probably continue forever.

What are some of the most unique projects you have completed lately? Our savvy customers know the quality of this North American furniture and love to buy pieces from our Bits & Pieces Consignment store or know that they can update their furniture through The Strippers with a new colour, new hardware or just have us make alterations to repurpose a piece. Each project is unique, each has its own story. **OH**

FREE
2 PILLOWS | DUVET | MATTRESS PAD*

Natür
S L E E P

CUSTOM FIT MATTRESSES FOR EACH PARTNER
LIFETIME COMFORT GUARANTEE
NO NEED TO SACRIFICE COMFORT

MATTRESSES | PILLOWS | DUVETS | BABY | KIDS | PETS

226 606 9252 www.natursleep.com

22 Main Street, Cambridge ON

*WITH PURCHASE OF ANY LIFETIME MATTRESS - VALUE UP TO \$750 - MENTION THIS AD TO RECEIVE

NatürSLEEP
lifetime
COMFORT
GUARANTEE

WW

WHITEWAY
CONSTRUCTION INC

519.826.1730
whitewayconstruction.ca
info@whitewayconstruction.ca [f](#) [i](#) [in](#)

PLUMBING • NATURAL GAS • BACK FLOW PREVENTION

THE BOLD LOOK OF **KOHLER**

watermarks
KITCHEN & BATH BOUTIQUE



GREENSVILLE SOAPSTONE COMPANY

People who choose soapstone countertops and sinks for their home, fall in love with soapstone. Soapstone has a unique soft texture similar to touching a dry bar of soap. Its natural honed finish gives this stone a timeless elegance and beauty unlike any other.

Soapstone is very forgiving and requires minimal maintenance. It is the only natural non-porous stone making it completely resistant to stains and bacteria. It does not require chemical sealers and is heat resistant. Scratches are easily removed with a light sanding and a touch of mineral oil. Unlike other stone, Soapstone will not show finger prints!

Soapstone comes in shades of greys, greens and blacks with various amounts of veining. If left alone, the stone will darken naturally. For those who prefer a consistent dark surface, mineral oil can be applied periodically to accelerate the darkening process.

Greensville Soapstone works exclusively with soapstone and offers the highest quality and largest soapstone slab inventory. Our craftsmen are experts in soapstone including the unique and custom design, fabrication and installation process which differs from other stones. We have locations in Burlington and Port Hope and ship across Canada.
Call 1.888.95.STONE or email sales@greensvillesoapstone.com to book an appointment.
greensvillesoapstone.com
(Please see ad on pg 19)



GRAND RIVER GLASS

Grand River Glass offers an endless variety of custom frameless shower glass options designed to fit your taste, space and budget. Choose from Clear, Frosted, Pattern and Shower Guard glass. We'll work with you to design the shower of your dreams, weather it's an in-line, corner, neo angle, or steam shower. Consider glass around bathtubs to create a protective partition that prevents water from damaging surrounding floors.

Enhance your home with glass by choosing frameless glass baulstrades for your indoor or outdoor railings instead of traditional wood or metal spindles. Glass railings will allow you to enjoy the view while providing you with a secure, protective safety barrier. This trend continues to increase in popularity and adds a beautiful, high-end touch to any space.

Choose your hardware finish from dozens of options including Chrome, Brushed Nickel, Oil Rubbed Bronze and the latest offering...Matte Black!

Grand River Glass has been in business in Fergus, Ontario since 1988. Although many of our customers are from the Kitchener/Waterloo/Wellington area, we're happy to travel – from Niagara to Cottage Country and back.

We look forward to working with you!
519.787.0080 | Fergus office@grandriverglass.com grandriverglass.com
(Please see ad on pg 49)



ELORA-FERGUS STUDIO TOUR 2017

With world-class art and small-town charm set against a canvas of rare natural beauty, the **Elora-Fergus Studio Tour** is many things to many people.

It's also one of the few tours where visitors can actually watch a group of extraordinary artists doing what they do best.

If you've never experienced this free, self-guided tour of artists' studios in beautiful Elora, Salem, Fergus and surrounding area, this is the year to do it.

The 31st annual tour features the work of 36 artists over two fall weekends in late September and early October.

Meet established and emerging artists on their own turf. And fill out a ballot for a chance to win a \$250 prize!

The tour takes place from 10 am to 5 pm on Saturday, Sept. 23 and Sunday, Sept. 24, and again on Saturday, Sept. 30 and Sunday, Oct. 1.

In a return to tradition, the Elora Centre for the Arts is home base for the tour, with opening night on Thursday, Sept. 14 from 7-9 pm. Brochures, maps, public washrooms, tours of the heritage building and free parking are available.

Visit elorafergusstudiotour.com for details, including information about the 2017 artists

(Please see ad on pg 65)



CELEBRATE LIFE AT HOME WITH OUR HOMES

OUR HOMES magazine is your local home resource guide. Our readers love our magazine because we show and tell you about beautiful and unique local homes, retailers and products. Plus, we promote local service providers and help you find professional trades. Whatever you need to build, renovate or decorate, you will find in our much-loved magazine.

OUR HOMES magazines saturate 15 local markets in Ontario and connect close to 7 million readers annually with our advertisers through premium, consistent, local content and beautiful photography. Our readership and distribution numbers are audited. Our advertisers reach our highly sought out, high-income demographic through our targeted distribution in each region and throughout Ontario.

Our website, ourhomes.ca, offers even more ideas for every homeowner.

We love to hear from our readers so follow us on Facebook, Twitter and Instagram.

Our readers keep OUR HOMES magazine as a reference and resource guide. A business directory in each quarterly issue makes it easy for readers to find our advertisers. Every advertiser in the magazine is listed in the Directory under their business category. They are also listed on our online directory where readers can link to their website.
ourhomes.ca
(Please see ads on pg 51, 65)

C&G SOLID WOOD FURNITURE CO.



Local Quality Craftsmanship Styles to Suit Every Room and Every Home.

434 Beaverdale Rd., Cambridge

519.658.2540

cgsolidwoodfurniture.com

40 Bruce St. S., Thornbury

226.665.8000

REGIONAL CRAFTSMEN

Design • Build



FREE UPGRADE TO
TRIPLE GLAZING!



Additions • Sunrooms • Conservatories • Solariums

519.572.0855

1421 Victoria St., N. Kitchener ON

mail@regionalcraftsmen.com • www.regionalcraftsmen.com

Serving Kitchener • Waterloo • Guelph • Cambridge & Surrounding Area



BENJAMIN MOORE®
transform



Expressions On King
4281 King Street East
Kitchener, ON
519.653.0115 (in Deer Ridge Centre)

Riverbank Interiors
4 Stanley Street
Ayr, ON
519.632.7422

Paint
Wallpaper
Custom Blinds and Draperies
California Shutters
In-Home Consulting Service
Flooring

© 2012 Benjamin Moore & Co., Limited. Benjamin Moore and the triangle "M" symbol are registered trademarks licensed to Benjamin Moore & Co., Limited.

PLANNING A POOCH-FRIENDLY paradise

STORY AND PHOTOGRAPHY
MELANIE REKOLA

Just because you want a safe play sanctuary for man's best friend to frolic in doesn't mean you have to sacrifice your backyard dreams. A mutually fulfilling retreat lies in wait! Follow these tips and you'll be on your way to creating an outdoor haven that keeps both you and your hound comfortable and content.



The Gardens

Woody plants are a dog owners' best ally. Many are tough enough to stand a bit of bashing with structures substantial enough to deter even the liveliest of canines. Trees in particular have great importance as they perform double duty by also creating the necessary shade crucial for pets. If you have a male dog, evergreens must be protected, as dog urine is especially destructive to these plants. This can be accomplished by simply placing deciduous plants at their base. Otherwise your evergreens

may end up with brown patches or die altogether. Pick thorn-free vegetation whenever possible, buy large and plant densely. To guard softer vegetation from being trod upon, areas containing delicate plant life should be elevated and retained. Potted plant materials are usually safe, so long as the containers are large and heavy enough to stand alone or be grouped together for added protection. If your pooch is a plant eater, be very cautious of the plants you grow. Contact your local SPCA for a full list of toxic plants to protect against accidental poisoning.



The Pool

You need not martyr your swimming-pool daydreams just because you have four-legged friends. Pools are no problem for pets so long as you take a few precautions. Most importantly, you must have walk-in pool steps so that if your pooch (or other wildlife) accidentally falls in, they can exit safely. A winter safety cover is also a wise choice. If you plan on letting your dog swim, it's important to rinse with fresh water afterwards to prevent tender skin from drying out. Be diligent in providing fresh water at all times so your pet is not tempted to drink the pool water.

The Maintenance

A chemical-free method of upkeep is always the safest choice for landscapes used by pets and people. Many natural products exist on the market today from paw-friendly salt alternatives to melt ice, to beneficial nematodes to eradicate lawn grubs. These modern-day products make the use of chemicals largely unnecessary and help protect furry friends, wildlife and people from unnecessary toxic exposure. **OH**

The Lawn

No question, dogs are hard on lawns. By selecting tough perennial rye grasses and fescues, your turf will have the best chance of survival. To protect against those ugly yellow patches of lawn-burn, hose down the spot after your canine urinates within eight hours of contact. You can also teach your pal to use a designated toilet zone by placing their feces in the desired location. Praise wildly when they use this space as was intended. Pets are like children – positive reinforcement outranks corrective disciplinary measures.

The Paths

Provide designated footpaths to give your pet much needed exercise and energy release while protecting other areas. Firstly, assess your yard for the trod-down paths your dog is already using, as your dog will always use the path of least resistance. If an undesired path arises, place a grouping of hardy shrubs or trees in its midst to redirect the route. When planning a perimeter garden, leave a two- to three-foot gap between the plant life and all fence lines. The reason for this? Dogs need to perform their perceived job of patrolling the boundary to keep out intruders. Even more so if there is another dog living in an adjacent yard.

The Digging

Digging canines can be extremely destructive to a landscape. If your dog is a natural excavator, you must first figure out the reason behind the behaviour.

- For the random earth-mover, create a three-foot-square designated dig zone made of sand and hide special treats at varying depths within it to encourage use.
- Digging along fence lines could mean separation anxiety. Provide a cosy dog house to soothe an anxious mind. Keep an escape artist from tunneling under the fence by installing an underground barrier of chicken wire with rounded river stone on the surface to protect tender paw pads.
- If your mongrel likes to dig holes and lay in them, overheating is likely the cause. Be sure to provide enough shady spots and ample drinking water.



directory

OUR HOMES attracts the area’s finest businesses to advertise in our pages, and utilize our unparalleled distribution and coffee-table appeal to market their products and services. We’re making it easier for you, our readers, to become educated as you plan your home- and real estate-related purchasing decisions. View these business ads online at ourhomes.ca/waterloo. The listings below are organized alphabetically by industry.

AQUACULTURE
Silver Creek Aquaculture Inc., 65

ARTISANS, ARTISTS, ART GALLERIES & WORKSHOPS
Elora Fergus Studio Tour, 58, 65
Kara’s Stained Glass, 13
Kathie Jordan Design, 49
PDR Picture Frames & Gallery, 49

AUTOMOBILES
Subaru Canada, 2

BUILDERS & NEW HOME DEVELOPMENT
Stonecroft Homes, 6

CARPETS, RUGS
Silk Road Persian Rugs & Interiors, 35

COUNTERTOPS, GRANITE & STONE
Greenville Soapstone Company, 19, 58
Heinz Custom Woodworking, 51
Schweitzer’s Plumbing Centre, 11
Stonex, 43

ELECTRICAL
Russell Electric Inc., 51

EXTERIOR IMPROVEMENTS
RMW Exteriors, 35

FINE WOODWORKING, FURNITURE REFINISHING, CUSTOM FURNITURE & CARPENTRY
Jacob’s Woodworking, 5

FIREPLACES & STOVES
Overland RNC, 17

FLOORING, TILE, STAIRS, RAILINGS & TRIM
Nykamp Home Hardware, 65

FLORISTS, FLORAL DESIGN
Hiway Flowers, 29

GARDEN CENTRES & NURSERIES
Meadow Acres Garden Centre, 3

GLASS & GLASS DESIGN
Grand River Glass, 49, 58
St. Jacobs Glass Systems Inc., 34

HEATING & COOLING
Overland RNC, 17

HOME ACCENTS, HOME DÉCOR, FURNITURE & COLLECTIBLES
Art Haus 150, 49
Bauhaus Window Coverings & Draperies, 47
Bits & Pieces Furniture & Décor, 17
Blinds Are Us, 27
C & G Solid Wood Furniture, 59
Cornerstone Home Interiors, 9
Expressions on King, 59
Heer’s Paint & Décor, 4
Home Furniture, 12
Kathie Jordan Design, 49
Meadow Acres Garden Centre, 3
Natür Sleep, 57
PDR Picture Frames & Gallery, 49
Smitty’s Fine Furniture, 67
The Art of Home, 19
The Frugal Decorator, 8
The Millionaire’s Daughter, 29
Waterloo Mattress, 31

HOME IMPROVEMENTS & HOME RENOVATIONS
RMW Exteriors, 35
RPM Construction Ltd., 43
The Frugal Decorator, 8
Westmount Craftsmen, 49

INTERIOR DECORATING & INTERIOR DESIGN
Expressions on King, 59
Graham’s & Son Interiors, 7
Heer’s Paint & Décor, 4
The Frugal Decorator, 8

KITCHEN & BATH
Graham’s & Son Interiors, 7
Grand River Glass, 49, 58
Heinz Custom Woodworking, 51
Jacob’s Woodworking, 5
Nykamp Home Hardware, 65
Schweitzer’s Plumbing Centre, 11

LIGHTING
Nykamp Home Hardware, 65
The Lighting Shoppe, 47

PAINTING & DECORATING
All Pro Property, 31
Art Haus 150, 49
Benjamin Moore, 4
Expressions on King, 59
Heer’s Paint & Décor, 4
Kathie Jordan Design, 49
Spray-Net, 63

PLUMBING
Schweitzer’s Plumbing Centre, 11
Whiteway Construction Inc, 57

POND MAINTENANCE, SUPPLIES
Silver Creek Aquaculture Inc., 65

POOLS, SAUNAS, SPAS & LEISURE
Premium Wholesale Home & Leisure, 68

SERVICES
Merry Maids, 43

SOLARIUMS & SUNROOMS
Regional Craftsmen (Solar Tech), 59

SPECIAL EVENTS
Elora Fergus Studio Tour, 58, 65

UPHOLSTERY
Don’s Upholstery, 51

WINDOW FASHIONS
Bauhaus Window Coverings & Draperies, 47
Blinds Are Us, 27
Graham’s & Son Interiors, 7

WINDOWS & DOORS
Bavarian Window Works, 45
Golden Windows, 27

beautify your home
in just one day!

THE MOST COST-EFFECTIVE WAY TO IMPROVE CURB APPEAL



BEFORE



NOW

THE PERMANENT EXTERIOR PAINT SOLUTION THAT WILL REVAMP YOUR HOME

15 YEAR WARRANTY THE SPRAY-APPLIED PAINTING SPECIALIST
EXTERIOR SIDING • DOORS • WINDOWS
ALUMINUM • VINYL • STUCCO • BRICK

CALL US TO BEAUTIFY YOUR HOME!
SPRAY-NET.COM 1.877.45.SPRAY




OUR HOMES is committed to ensuring the businesses above appear under the correct headings. To make a correction, or to have your business listed under more than one heading, please email cheryl.heisler@ourhomes.ca or pam.gummerson@ourhomes.ca. To have your business listed in our Home Resource Directory, call us to advertise at 519.501.5180 or 519.217.8717.

two-way STREET-STYLE CORN

RECIPE AND PHOTOGRAPHY **JENELLE MCCULLOCH**

This recipe is a party favourite. Inspired by Elotes – Mexican street food – we’ve finished it two ways, spicy or Italian. This fun classic starts with sweet grilled corn on the cob and homemade mayonnaise.



online

Get more recipes at ourhomes.ca/mag/cook

INGREDIENTS (Makes 6)

6 ears of corn, husked
oil for grilling

BASIC MAYONNAISE

1 ½ cups canola oil
2 egg yolks
2 Tbsp cold water
2 Tbsp lemon juice
1 tsp Dijon mustard
½ tsp salt

ITALIAN CORN GARLIC AND HERB MAYO

1 clove garlic, minced
1 tsp parsley finely chopped
1 tsp oregano, finely chopped
chopped parsley, for garnish
grated parmesan, for garnish

SPICY CORN SRIRACHA LIME MAYO

2 tsp sriracha sauce
1 tsp lime juice
chopped cilantro, for garnish

DIRECTIONS

- Preheat grill to a medium-high heat and brush with vegetable oil. Grill corn 7 to 10 minutes, rotating until each cob begins to brown.
- In a food processor or blender, add egg yolks, cold water, lemon juice, Dijon mustard and salt. Pulse to combine. With the mixer running slowly, drizzle in canola oil. The mayonnaise will begin to emulsify, become lighter in colour and then opaque. Remove and divide in two.
- For Italian street corn, add garlic and herbs to half of the mayonnaise, blend well. Spread generously onto three cobs of grilled corn and then sprinkle with grated parmesan and garnish with chopped parsley.
- For spicy corn, add sriracha sauce and lime juice to the other half of the mayonnaise, blend well. Drizzle over three cobs of grilled corn and garnish with chopped cilantro. **OH**

MAY SPECIAL - 250...6-8" TROUT FOR \$250.00 SAVE \$125.00

Rainbow, Brown & Speckled Trout

ASK ABOUT OUR POND CONSULTATION SERVICE.
TWO PROFESSIONAL BIOLOGISTS ON STAFF. 60 YEARS EXPERIENCE.

4-6" TROUT	6-8" TROUT	8-10" TROUT	10-12" TROUT	12" + TROUT
AVAILABLE JUNE/JULY 2017	.99¢ (min 100)	\$1.49 (min 100)	\$1.99 (min 100)	\$2.49 (min 100)
				\$3.49 (min 100)

Less than 100 add 50¢

March/April Aerator Special \$1999.99 4 LED Light set \$799.99

AQUA CONTROL EVOLUTION
6 Pattern Fountain
1/2 HP, GFI/timer, 115V, 100ft Cord
Buy both aerator & lights & receive a decorative fountain head \$150 value

KOENDER WINDMILLS - includes 100' airline, airstone, check valve

Ontario's Best Price!

16FT WINDMILL	20FT WINDMILL	24FT WINDMILL
\$1444.44	\$1544.44	\$1744.44

Compare & Save

DELUXE PACKAGE - \$399
INCLUDES AIRLINE, AIRSTONE, CHECK VALVE PLUS - FREEZE CONTROL, TILT PACKAGE, 50' WEIGHTED AIRLINE, DECOY DUCK & 4L NATURE'S POND CONDITIONER. SAVES \$150 IF BOUGHT SEPARATELY!

12FT POWDER COATED YARDMILL FOR SMALLER PONDS
COLOURS - RED/WHITE, GREEN/YELLOW, BRONZE
\$599.99 COMPLETE WITH AIRLINE, AIRSTONE

WE SOLVE WEED, ALGAE & ODOUR PROBLEMS

AQUATIC WEED ERADICATOR
Cuts weeds easily
\$149.99

POND DYE
BLOCKS SUNLIGHT

NATURE'S POND CONDITIONER \$99.99
Blue & bacteria all in one. Add ASAP for improved pond in the Spring!

NETS
Scoops algae, weeds & leaves

ASK US ABOUT USED AERATOR, AIR BLOWERS AND POND DREDGING

SILVERCREEK AQUACULTURE
Erin, Ontario - 519.833.2559 www.silvercreekponds.com
MAY SPECIAL - 250...6-8" TROUT FOR \$250.00 SAVE \$125.00

online EVERY DAY ON ourhomes.ca



OUR inspiration becomes YOUR reality.

Home Tours, Style Ideas, Recipes & DIYs

OUR HOMES helps you find the right company in your area for all your homes-related needs.

celebrating life at home
ourhomes.ca

2017 ELORA FERGUS STUDIO TOUR
elorafergusstudiotour.com

**SEPTEMBER 23-24
SEPTEMBER 30 OCTOBER 1
10AM-5PM**

*If You Can Dream It,
We Can Make It Reality!*

Home
hardware
building centre



Custom Kitchen Design • Bath • Lighting • Flooring

Nykamp Home Hardware Showroom
200 Franklin Boulevard, Cambridge ON

Bath Design Consultant: Iris - 519.623.2361 ext. 238
iris.doradea@homehardware.ca

Kitchen Designer: Dan - 519.623.2361 ext. 239
dan.taylor@homehardware.ca

Lighting & Flooring Specialist: Del - 519.623.2361 ext. 240
del.mawdsley@homehardware.ca



finishing touch

Cuttings from tropical plants make a simple yet bold statement

BLUE lagoon

Aquatic-themed spaces are a design trend we're loving this year. Dive in and submerge your kitchen or dining area in colour palettes and elements inspired by oceans, lakes, lagoons and the creatures and plant life that inhabit them.

1. MUUTO: Elevated, Silent, Shade & Four Vases **2. TECH LIGHTING:** Quinton Pendant in Surf Green **3. COLE & SON:** Palm Jungle 95/1003 Wallpaper **4. MOSAÏQUE SURFACE:** Nadja Tile in Calacatta Oro & Brass **5. KITCHENAID:** Artisan Stand Mixer in Blue Willow **6. DELTA:** Trinsic Single Handle Pull-Down Kitchen Faucet in Champagne Bronze **7. AMEROCK:** Sea Grass CTC Cup Pull in Golden Champagne **8. ABBOTT:** Mojave Succulents in Globe **9. LE CREUSET:** Covered Sauté Pan in Caribbean **10. ABBOTT:** Graphic Pumpkin Knob in Turquoise & Gold **11. NOVICA:** Azure Chalice Handblown Recycled Glass Pitcher Set for 2 **12. ABBOTT:** Large Classic Pillar Candle in Navy Blue **13. BANQUET ATELIER & WORK SHOP:** Wild Birds in Navy Blue 100% Linen Tea Towel **14. JAIPUR LIVING:** Barcelona I-O Drizzle Rug in Papyrus & Green Bay **15. BABA SOUK:** Natural Seagrass Medium Belly Basket in Black **16. TON CANADA:** Chair Split in Gradient Blue **17. MOE'S:** Belem Rectangular Dining Table **18. ABBOTT:** Rustic Rim Porcelain Dinnerware in Ocean **OH**



Summer Loving



Smitty's
FINE
FURNITURE



For the LOVE of
CANADIAN
FURNITURE

HANOVER SHOWROOM 170-3rd Street 519-364-3800


KITCHENER SHOWROOM 170 Gateway Park Drive 519-658-9313

Swim In Your Backyard
All Year Long!

Backyard Oasis

Event on Now!

40%
OFF



**SAVE UP TO 40% ON
HOT TUBS, SWIM SPAS & OUTDOOR FURNITURE!**

**Ends June 30th.*

PREMIUM WHOLESALE
Home & LEISURE



519.895.0606 • 17 Manitou Drive, Kitchener, ON
www.premiumwholesale.ca

