




# feature

A statement mirror paired with a mirrored side table and chic bench set the tone for the home's new style right from the front door. Pops of orange brighten the space and carry through into other rooms, too.



## SPARKLE & SHINE

BY ADRIENNE BROWN // PHOTOGRAPHY BY TARA WEST  
STYLED BY SANDI DUCLOS // FRESH FLOWERS BY PINK POPPI





## Just because your family grows up and your children move into their own spaces doesn't mean you have to leave your home.

That's what Shelly and Peter Beach learned when they became empty nesters a few years ago. The couple considered downsizing but it just wasn't the right choice for them.

"With everything we've done, redone and undone to this house, we could've bought a huge new home, but I love the fact we picked everything, I love this neighbourhood and we have a big backyard you can't get in new neighbourhoods," says Shelly.

Rather than packing up and moving to suit their changed needs, they renovated and redecorated their 25-year-old home instead.

That meant calling **Julia Correia**, designer and owner of **Jules For Your Home**, although the plan wasn't yet to renovate everything; the project just snowballed after they got started. Originally, Beach had intended to start with one bathroom, then update the rest. Now she has a sparkling new foyer, kitchen, dining area, living space and powder room on the main level and a revamped master suite and spare bath upstairs.

The Beaches had already invested in functional upgrades, such as installing new windows, a new roof and a new furnace, so upgrading the home's style was the next step. Its previous navy colour scheme made it very dark, says Correia, so the new look is anything but. "Shelly gravitated to the lighter colours," says Correia. The goal was to create a warm and inviting space.

Painting the walls muted colours helped achieve that goal. The family room is painted in Old Soul and the kitchen in Classic Gray (both Benjamin Moore) while the bedroom, bathroom and walk-in closet are all European White by CIL. From there, Correia began to bring in more colour, pattern and sparkle.

The Beaches had all their ceilings scraped for a more modern look and replaced some flooring, including the slate tiles in the foyer and kitchen, which were purchased from **Rushton Contract Flooring Inc.** and installed by Correia's go-to contractor, **Ed Iacuzzi**. The countertops in the bathrooms and kitchen are from **Stonex Granite & Quartz** and the bathroom fixtures come from **Watermarks Kitchen & Bath Boutique**. *Continued on page 40*

**TOP LEFT:** The homeowners' fresh white kitchen has a similar footprint to the original but is now more functional and has more storage space than it once did. **LEFT:** Shelly (left) with designer Julia Correia and stylist Sandi Duclos. **TOP RIGHT:** Silver and blue adds richness to the living room, which is adjacent to the dining space. **RIGHT:** Instead of finding a new dining table to suit the room's new style, Correia simply draped a rich patterned fabric over the Beaches' existing round pedestal table for an instant, inexpensive update.





**RIGHT:** Refreshing the upstairs washrooms was Correia's first project and she did such a wonderful job, the Beaches asked her to continue with the rest of the home. **FAR RIGHT:** The more casual family room is piled high with throw pillows and more pops of orange. **BELOW:** The remaining spare bedroom is done up and ready for guests.



"Once you change one room then everything else starts to look that much more tired," says Correia, who had help through the whole process from interior design consultant **Sandi Duclos**.

It turned out to be a great team effort: Correia, Duclos and Beach all have mutual admiration for one another and gush about how great it was to work together – and the finished product speaks for itself.

"It's not a huge house but it reads like one," says Duclos. "It's a homeowner's home – they're not jazzy people and everyone feels at home here. But it looks pretty too!"

In particular, Duclos and Beach both say Correia has an uncanny talent for picking the perfect lighting. Most fixtures are from **The Lighting Shoppe** and they all complete their respective spaces.

Correia also tailored all of the window treatments to each room – an important element of décor many homeowners overlook. Now the Beaches have "semi-custom window treatments" that are both functional and beautiful. Correia kept their working roman blinds and layered in drapery panels to soften the windows. She purchased the drapes from Bed, Bath and Beyond, Covers Canada Inc. and Bowring, then with help from Waterloo's **It's Curtains For You**, added her own decorative borders to the bases of some panels for length and to reinforce each room's colour palette.

On the main floor, the kitchen got the biggest overhaul. Beach loves to cook but didn't have a lot of workable space. Now, her clean, bright white kitchen by **Chervin Kitchen & Bath Inc.** is her go-to room when she needs to unwind. Her new appliances are from **TA Appliance** and Correia found the perfect hardware through **Northfield Trim & Door Inc.**

*Continued on page 42*

RON ROGAN  
MAATO, LEED AP  
Architectural Technologist  
& Registered Designer

**ROGAN HOME DESIGN**  
Modern & Traditional Inspirations

Complete Professional Design, Drafting & Consulting  
Services For All Your Building Needs

- Custom Home Designs
- Home Additions & Renovations
- Interior Design & Architectural Specialties
- Construction & Real Estate Advice
- Green Building Solutions

31 Newman Drive, Cambridge, ON N1S 1A1  
519.572.8740  
roganhomedesign@gmail.com  
**www.roganhomedesign.com**

**The Lighting Shoppe**  
The Region's Largest  
**Showroom**

Thousands of

- Chandeliers (modern & crystal)
- Bathroom Lighting
- Outdoor Lighting
- Pendant Lights
- Ceiling Fans

• ON DISPLAY & IN STOCK •

**The Lighting Shoppe**

519.622.2223  
529 Hespeler Rd. (at Sheldon) Cambridge  
1199 Wharncliffe Rd S London 519.668.0178

**Total Home Design**  
and project management

Whether you are wanting to redesign  
a space or add a new addition,  
**Total Home Design**  
can transform your house into a home.

passion . partnership . creativity

**Mark Dorey**  
Design Consultant

 Follow us on Facebook

P: 519.621.8507 - [www.TotalHomeDesign.com](http://www.TotalHomeDesign.com)



feature

Thanks to Ed Iacuzzi’s work, they can access the back deck from the kitchen, instead of the old way, through the dining room, which was inconvenient. Instead of a picture window, the Beaches have sliding doors they can use to take their dogs right out to the yard from the kitchen. Iacuzzi also installed all of the new light fixtures and took care of painting, wallpapering and plumbing. “He is a jack of all trades and a perfectionist at heart,” says Correia, “and I consider him as valuable as my right hand!”

What was once the couple’s master bedroom and small en suite is now truly a master retreat. The Beaches decided to knock out the wall between the bathroom and the spare bedroom next door to expand the space. Part was dedicated to the en suite (which is now much more functional with a large shower, laundry cubbies, lots of storage and heated flooring) and the rest became a boutique-like walk-in closet.

The bedroom itself is simple and sophisticated in a mix of black, white, gold and sparkle. Original line drawings by Janet L’Abbe custom-framed by Framing & Art Centre hang above the bed. Correia hung a zebra hide over the couple’s existing headboard for drama and to reinforce the bed as the room’s focal point.

It’s this mix of small and significant changes that makes the home attractive and livable at the same time.

“It’s a moderate sized home but Julia was able to pack a lot of beauty and function into the space,” says Duclos. “It’s beautiful, comfortable and has anything anyone could want.”

The Beaches feel the same way. They couldn’t imagine living anywhere else now! **OH**

**RIGHT:** A little extra space goes a long way: knocking out the wall between the en suite and a spare bedroom was the biggest change the Beaches made in their home. Now they have a dream bathroom instead of a cramped space. **BELOW:** The master bedroom is simple and sophisticated in camel and black with a zebra print hide thrown over the headboard for impact. **BELOW RIGHT:** The new walk-in closet off the master bath feels like a boutique where all of Shelly’s favourite pieces can be on display.





Advertise in  
our **Spring  
Issue** & get  
noticed!

Give **YOUR BUSINESS** the benefit of  
premium exposure to our  
extensive targeted readership!

ADVERTISING INQUIRIES & SALES, PLEASE CONTACT:

Tracie Zorzi • 905.875.3509  
tracie@ourhomesmagazine.com

Glenda Wiedeman • 705.446.4997  
glenda@ourhomesmagazine.com



ourhomes  
REGION OF WATERLOO

Good quality at an affordable price.





OVERLAND  
RNC  
HEATING, AIR CONDITIONING  
& GAS FIREPLACES

Call Us For a Quote Today  
519.744.6841  
or  
1.888.837.OVER (6837)  
45 Otonabee Drive, Unit C Kitchener, Ontario N2C 1L7  
www.OVERLANDHVAC.com



BENJAMIN MOORE®  
transform



Expressions On King  
4281 King Street East  
Kitchener, ON  
519.653.0115 (in Deer Ridge Centre)

© 2012 Benjamin Moore & Co., Limited. Benjamin Moore and the triangle “M” symbol are registered trademarks licensed to Benjamin Moore & Co., Limited.