

WINTER 2014/NEW YEAR 2015

STYLE ■ COMFORT ■ IDEAS ■ REAL ESTATE

ourhomes

R E G I O N O F W A T E R L O O

LOCAL HISTORY MEETS
CUSTOM

flair

CAMPFIRE CHIC
rustic NEW BUILD
plus GET THE LOOK

Gorgeous
GREY STYLE PICKS

+

KITCHEN
CONFIDENTIAL

GET ORGANIZED

ZIPPY
LEMON CHUTNEY

COOLEST
COOKERS



Are you looking for a neighbourhood with features such as walking trails, golf course, sports fields, parks, walk to Italian Café, animal hospital, pharmacy and more?

Are you looking for top quality new home construction with no compromise?

If you are looking, please visit our model at 109 Oak Park Drive, Waterloo. You will not be disappointed.

Our Phase 1 is near completion with only a few units remaining.

We are now offering Phase 2 with special pre-construction incentives, please ask sales representative for details

Townhomes from \$423,994 • Singles from \$563,151

Model Home hours:

Sat. & Sun. 1pm – 5pm

Mon., Tues., Wed. & Thurs. 4pm – 7 pm

Contact Sandra Reier
sreier@coldwellbankerpbr.com
519.742.5800 ext. 2234

New inventory arriving weekly!



Cornerstone Home Interiors offers eclectic and classical home furnishings that add impact and interest to your life spaces. Our inventory is kept fresh with trailer-loads of hand-selected furniture arriving weekly. You will never see more unique pieces.

Cabinetry, sofas, chairs, carpets, lighting, accessories and one-of-a-kind treasures all priced just for you. With 18,000 square feet of showroom in our Toronto store and massive 50,000 square feet in our Cambridge flagship store, you won't believe the selection!



CORNERSTONE
Home Interiors

*Livable Luxury,
Thoughtfully Priced.*

TORONTO

2886 Dundas Street West
T 416.767.8170

CAMBRIDGE

90 Main Street
T 519.740.9991



www.cornerstonefurniture.ca

 /CornerstoneHome


 /CSHome

HEISLER



HOMES INC.

Building fine homes since 1994



“Goodbye”

Step Away From The Shovel And Into Carefree Living

With the **convenient seasonal maintenance** at Grey Silo Square in East Waterloo, you'll have more time for what you want to do, like strolling over 80 km of local trails, enjoying acres of protected greenspace and exploring a wealth of shopping and dining options.

Say “hello” to freedom!

**GREY SILO
SQUARE**
In Carriage Crossing

New Bungalow &
Two-Storey
Townhome Condos

519.747.5550

greysilosquare.com

243 Grey Silo Road, Waterloo, ON



TO COOK BEAUTIFULLY

“Founded in Italy in 1882, Bertazzoni combines the two great traditions of the region – elegant styling, craftsmanship and culinary passion. Over the span of 3 centuries, the Bertazzoni family has blended a heritage of Italian foods such as prosciutto di Parma, salami, delicious pasta, parmesan cheese and balsamic vinegar with the joy of cooking at home. This is why people around the world trust the unique ranges, ovens and cooktops bearing the Bertazzoni name.”

See the Bertazzoni line-up at TA Appliances.

BERTAZZONI PACKAGE SAVINGS

Purchase any qualifying Bertazzoni wall oven & cooktop combination and receive up to \$1000 in instant rebates or receive a free Bertazzoni hood! Offer valid until January 15, 2015



TA APPLIANCES & BARBECUES

EXPERIENCE THE TA ADVANTAGE ●●●

www.taappliance.com

MISSISSAUGA
905 901-4861
1655 Dundas St. E.

BRANTFORD
519 750-1118
195 Henry St.

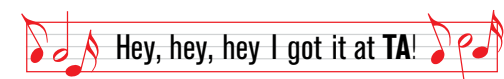
Clearance Outlet

KITCHENER
519 578-0300
932 Victoria St. N.

BARRIE
705 719-1390
42 Caplan Ave.

TORONTO
416 740-2677
24 Arrow Rd.

OPEN 7 DAYS A WEEK





FINALIST
IN THE 2014
WATERLOO REGION
HOME BUILDERS'
ASSOCIATION
AWARDS

INSPIRED *Renovations*

For three generations, Pioneer Craftsmen has created Inspired Renovations that stand the test of time. Our passionate team of professionals is backed by one of the best warranties in the industry. We look forward to helping you build your lasting impression.



Get inspired by our award winning projects at:
www.pioneer craftsmen.com

Phone (K-W, Cambridge): 519-743-4461
Phone (Guelph): 519-822-2709



REGIONAL PUBLISHER/FRANCHISE OWNER Marshall Westridge Media Inc.
Tracie Zorzi, 905.875.3509 or 905.699.0727
tracie@ourhomesmagazine.com

REGIONAL MANAGING EDITOR Adrienne Brown
adrienne@ourhomesmagazine.com

REGIONAL PRODUCTION MANAGER Tracy Shuttleworth
tsw@ourhomesmagazine.com

MARKETING & ADVERTISING Tracie Zorzi, 905.875.3509 or 905.699.0727
Glenda Wiedeman, 705.446.4997
glenda@ourhomesmagazine.com

BUSINESS DEVELOPMENT MANAGER Cheryl Heisler, 905.875.3509 or 647.923.5011

OUR HOMES™ is a registered trademark of OUR HOMES MEDIA GROUP INC.
OUR HOMES™ Region of Waterloo is published four times a year
by Marshall Westridge Media Inc. under the license of OUR HOMES MEDIA GROUP INC.

OUR HOMES™ is distributed to residents of Region of Waterloo via direct delivery. Copies of
OUR HOMES™ are available for free pick up at high traffic locations throughout the region.
OUR HOMES™ is distributed to select business leaders via direct delivery.

Please send all letters and/or feedback to OUR HOMES™ Magazine, 1375 Marshall Cres.,
Milton, ON L9T 6N4. Or email us at editor@ourhomesmagazine.com. All letters received are
subject to editing for grammar and length. If undelivered, return to above address.

OUR HOMES MEDIA GROUP INC:

EDITORIAL

EDITOR-IN-CHIEF Georgette McCulloch
editor@ourhomesmagazine.com

ASSOCIATE & WEB EDITOR Julie Simmonds

MANAGING EDITORS Nancy Belgue,
Adrienne Brown, Pauline Clark,
Walter Franczyk, Mary Hatt, Sarah Hoy,
Gina Makkar, Georgette McCulloch,
Annette McLeod, Melissa North,
Jay Robinson, Jennifer Schleich,
Jude Wayland, Melody Wren

ART

ACTING ART DIRECTOR Georgie Donais
gdonais@ourhomesmagazine.com

ART DIRECTOR Tara Chattell (on leave)

ASSOCIATE ART DIRECTORS
Sheila Britton, Robynne Sangiuliano

PRODUCTION

PRODUCTION DIRECTOR Lynn Derrick
lynn@ourhomesmagazine.com

PRODUCTION MANAGERS
Julia Dempsey, Kelly Donaldson,
Marilyn Reid, Abby Reynolds,
Tracy Shuttleworth, Andrea Wray

OPERATIONS

PRESIDENT & CEO David Loopstra
david@ourhomesmagazine.com

VP OF FRANCHISING & FRANCHISE OPERATIONS
Suzanne Strong
suzanne@ourhomesmagazine.com

ACCOUNTING Donna Duggan

ADMINISTRATIVE ASSISTANT Lisa Merrell

CONTRIBUTORS

Brandon Barre, Adrienne Brown, Tara Chattell, Pat Crocker, Walter Franczyk, Jason Hartog,
Stephanie Redmond, Melanie Rekola, Yanic Simard, Tara West

Advertisements and the content, including photos, of advertisements published within OUR HOMES
magazine are supplied solely by the advertiser and neither the publisher nor OUR HOMES Media
Group Inc. accept responsibility for opinions expressed in advertisements or for copyright issues with
regards to photos, advertising copy and advertisements, nor shall they be held liable thereby. By act
of reading this publication, all advertisers and readers agree to indemnify and hold harmless both
OUR HOMES Media Group Inc., and the publisher thereby. Copyright ©2014 OUR HOMES Media
Group Inc. All rights reserved. Reproduction without permission is prohibited.

OUR HOMES CAN BE FOUND IN THE FOLLOWING MARKETS:

- Barrie • Durham Region • Grey Bruce • Hamilton • London
- Mississauga • Muskoka • Oakville/Burlington/Milton • Ottawa • Peterborough
- Sault Ste. Marie & Algoma • Southern Georgian Bay • Vaughan
- Region of Waterloo • Wellington County/Orangeville/Caledon • Windsor

For franchise inquiries please visit ourhomes.ca
Or e-mail Suzanne Strong at franchise@ourhomesmagazine.com



YOUR HOME WILL THANK YOU

REMODEL • REPLACE • RETHINK

Life remodeled begins with windows and doors that provide a whole new perspective,
not the least of which — better energy efficiency for your home. With the most available
ENERGY STAR® options, we'll help you customize the perfect combination of glass, styles
and finishes for your space. It's all part of Bavarian's dedication to innovation and
craftsmanship backed by our unwavering commitment to service and support.



Your Exclusive Local Dealer
MARVIN
Windows and Doors
Built around you.®

Let us inspire you. Visit us at 2236 Shirley Dr. Kitchener, Ontario N2B 3Y1 | Phone: 519-578-3938
www.bavarianwindows.com

waterloo
mattress

Sleep well....Live well.



Better Quality,
Handcrafted Mattresses
at a Better Price.

New Fashion Product
with Old Fashioned Customer Service.



Locally Owned & Operated

NEW LOCATION
136 Dearborn Place, Waterloo, ON
519-747-3729

www.waterloomattress.com

editor's note

IF A PICTURE'S worth a thousand words, then a peek inside someone's home must be worth millions. Our homes reflect so much about us, whether we realize it or not. And I've been lucky enough to tour quite a few homes and meet lots of interesting people in our region.

At my very first photo shoot for OUR HOMES magazine almost three years ago, I realized how important it was to photograph a home not just with the most beautiful images in mind, but also in a way that reflects the personality of the family that lives in it – and how.

It's a special privilege for us to be invited into someone's home. We appreciate all the homeowners who welcome us into their private spaces, and we must be doing something right, since this issue marks the first time we're showcasing homeowners for the second time around!

In our first issue, we featured Danielle Benning and Martin Rawlinson's home in a former church. Now, we're featuring their current residence, a large home in Cambridge (page 36) that they've renovated and restored closer to its original state. It's now tailored to their family's specific needs and tastes, and they plan to stay in this home for a very long time!

Speaking of family, mine has grown! I now have the cutest assistant in Waterloo Region. Admittedly, he's not very helpful out on photo shoots, but he's definitely charming!

Carter was born in late September and accompanied me to The Timeless Material Co. for our photo shoot (page 46). He may have slept through most of it, but I know he would have been just as interested in the fabulous items they have as I am, including the bench we sat on for our photo. It's made from a piece of wood pulled from the St. Jacobs Market building last year, and it might just be on my wish-list this holiday season.

Wishing you and your family wonderful holidays and a fantastic new year!

Adrienne

Adrienne Brown, Managing Editor
adrienne@ourhomesmagazine.com

Follow us nationally @OurHomesMag



RE—
VIVE
NATUZZI

AT LEATHER BY MANN YOU WILL LOVE DOING NOTHING.

Launching Natuzzi Re-vive, the world's first performance recliner.

A chair that is almost human, mimicking your every movement.

Flexing as you change position, supporting your body and mind in a fluid dynamic form. Recline, Relax. Love Doing Nothing.

NATUZZIREVIVE.COM



Come and experience Re-vive at LEATHER BY MANN

4553 King Street East Kitchener, ON
519-653-7354
www.leatherbymann.com

LEATHER BY
MANN
INTERIORS

contents

winter



16

ON THE COVER

Living It Up In A Cambridge Classic, Story, Page 36.
Photography By Tara West.



28

departments

- 8 EDITOR'S NOTE
- 12 PUBLISHER'S NOTE
- 14 ADVICE
Cabin Chic At Home
- 16 STYLE PICKS
Smooth, Smoky Grey
- 28 COMFORT ZONE
Happy 65th, Smitty's!
- 46 PEOPLE
Smart Salvagers
- 52 HOME RESOURCE DIRECTORY
- 54 FINISHING TOUCH
DIY Trivets

features

- 18 REAL ESTATE
Net Zero Homes
- 20 HOME & BUILDER
A Rustic Retreat
- DECORATING
- 26 Smart Kitchen Solutions
- 32 The Best Cookers Out There
- 36 FEATURE HOME
Restoration Success
- 42 GARDENING
A Wintery Feast For Birds
- 48 COOKING AT HOME
Easy Lemon Chutney



*So many ways to
look **really** good*



70 ALPINE COURT, KITCHENER

MON - WED & FRI 8-6

THURS 8-8 • SAT 9-4

519.743.8300

CERAMIC + STONE + HARDWOOD + LAMINATE + BAMBOO + CORK + VINYL + CARPET

WWW.GRANDVALLEYTILE.COM

INFO@GRANDVALLEYTILE.COM





WHERE *your* STYLE COMES HOME



Studio 428 – An inspiring and unique full service design studio and home & décor shop.

Collections curated by designer Michelle Heer Maue. Visit us now and create your perfect *Home*.



428 GAGE AVENUE, KITCHENER | (519) 579-5225
(AT GAGE & WESTMOUNT)



FROM THE TEAM AT



publisher's note



I WOULD LIKE TO WISH EVERYONE a Merry Christmas and Happy New Year! Take time to celebrate your family and friends and spend time with those who matter.

I'd like to thank the owners of Cornerstone Home Interiors for allowing us into their home again. It was a pleasure working with Danielle and Martin and showcasing their incredible home.

I'd also like to personally thank all my advertisers for their years of support. It's been a pleasure showcasing our local companies and letting our readers know about the great companies in their backyard. Remember to source local.

See you in 2015!

Tracie Zorzi, Publisher
tracie@ourhomesmagazine.com

Follow us locally @OurHomesKW

GOLDEN WINDOWS LIMITED

VISIT ONE OF OUR SHOWROOMS AT:

888 GUELPH ST.
KITCHENER, ON | 519.579.3810

309 EXETER RD.
LONDON, ON | 519.652.1677

1112 MARCH RD.
KANATA, ON | 613.592.9111

*"A name you can trust,
you can count on us."*

LOCALLY MANUFACTURED SINCE 1961

1.800.265.2290
SALES@GOLDENWINDOWS.COM
WWW.GOLDENWINDOWS.COM

make your home
a piece of
fine art.

Imagine YOUR HOME

When you are planning to build a new home or renovate your existing one, investing creative, artistic thought into the design and aesthetics can make a world of difference in your end satisfaction and in the ultimate beauty of your home. Imagine offers consultary insights and services that can make that difference and give you confidence and precision moving forward.

226.808.4399
www.imagineyourhome.ca
2912 Arthur St. N. Elmira, N3B 2Z1



THE art OF HOME

New & Vintage
HOME DECOR



53 Main Street, Cambridge, Ontario N1R 1V6
519.621.9237
www.theartofhome.ca

Kathie Jordan Design

“There is nothing more beautiful than potential.”



Ongoing Workshops Available! Check our website for details.

Kathie provides the following services:
Chalk Paint™ decorative paint by Annie Sloan

Artisan Enhancements products including:
Transfer Gel • Pearl Plaster • Crackle Tex • Clear Topcoat

Custom Window Treatments including:
Custom Drapery • Blinds • California Shutters • Custom Bedding

Interior Decorating Consultation • Oil Paintings by Local Artists
Antiques • Custom Furniture – New, Reconditioned, & Re-purposed
Custom Furniture Painting • Brunelli Bedding
Lampe Berger - Ample Selection of lamps and scents

519.772.6937
www.kathiejordandesign.com

81 & 87 Peel Street, New Hamburg, ON N3A 1E7
Sunday: Closed
Monday - Friday: 10:00AM - 5:00PM • Saturday: 10:00AM - 2:00PM

advice


CABIN CHIC

STORY **STEPHANIE REDMOND**

Cabin chic seems a fitting décor choice for winter months. The aesthetic evokes images of cosiness and warmth, reminding us of what it is to be Canadian. Rustic interiors with wood, wool and hot chocolate come to mind. However, let's not forget that, in August, we sweat, fight blackflies, and if we're lucky, swim in our wonderful fresh water. Winter or summer, the cabin makes me feel truly Canadian. Here's how to achieve that rustic setting, with a few modern conveniences.

First of all, I have to stress comfort. No modernist furniture in my cabin, please! How about this extra long sofa from Lee Industries? It will accommodate a mass of people (perfect for the weekends) and is ultra comfy for lounging, reading and napping. Of course, I'd prefer it in a natural linen colour, so it doesn't clash with my collection of antique Bay blankets. If you don't have one, they are always available (and always in style) at The Bay. Now, if you're a bit allergic to colour, you can always go with the Millennium Stripe, which is a more neutral approach, but just as lovely.

Of course, all of this must sit on a rustic base of something, so let's talk about wood flooring. In the cabin, I see pine, but if you have dogs or kids, or simply a busy household, pine will be too soft. You can apply an oil or wax finish (this will not protect it from grooves) but the wear will be slightly less noticeable than a deeper stain finish. If



1. **MORI 2420 PENDANT:** Rich Brilliant Willing
2. **MILLENNIUM STRIPE BAY BLANKET:** Hudson's Bay Company
3. **RATTAN LOUNGE CHAIRS:** 1stDibs.com
4. **LINEN SOFA:** Lee Industries



Designer
Stephanie Redmond
shares her ideas.



you'd like to modernize, try a grey wash quarter sawn oak with an oil finish. More Belgian than Canadian, but the results will be stunning.

As tempted as I am to put an antler chandelier in here, I like my lighting a bit more modern. You can try the Mori light by Rich Brilliant Willing for a beautiful, soft glow. With more rustic companions like wood and textural fabrics, a modern light will fit right in without making the scene appear too contemporary. (For a cheap fix, you can always use a big white paper lantern – always a winner as far as I'm concerned!)

A cabin shouldn't feel like it was pieced together yesterday, or it becomes too decorated and too stiff. Throw a fur rug on the floor and a few oddball pieces to make it seem like a collection from bygone times. I like rattan because its low-key style never looks right off the shelf. I found these chairs on 1stdibs.com for a bit of rustic charm. They're quirky and will look great with pine floors.

There is one more piece that every cabin needs: Monopoly! I would add a deck of cards and Scrabble, too; the list is never-ending. Whatever your game, don't forget to include an antique pine chest of drawers filled to the brim with games that the whole family can enjoy in front of a roaring fire. Now that is wonderful living. **OH**





STYLE
classic taste :: modern style




Sandi Loreen Duclos
INTERIORS

519::897::3061
slduclos@rogers.com
sandiloreenduclosinteriors.ca



CARTER DESIGN
RESIDENTIAL INTERIOR DESIGN



519.502.7281
tawnessa@carterdesign.ca | www.carterdesign.ca

PHOTOGRAPHY **TARA WEST**

SMOKE ON THE WATER

Smoky, whimsical grey goes with just about anything, so it's both the perfect backdrop or the perfect accent with almost any other colour – but we love it with a touch of cheery yellow.



1



4



2



5



3



6

1 HEER'S PAINT & DÉCOR

Nadorra Chandelier

Three tiers of glass test-tubes on a gun-metal grey frame form a beautiful chandelier. Light it up with four bulbs.

583 King St. N., Waterloo
(Plus two locations in Kitchener)
519.772.1127 | heerspaint.com

2 ST. JACOBS HOME FURNITURE

Jacquelin Oil Painting

Artist Mia Archer's tranquil dancer painting measures 60-by-40 inches and is hand-embellished after printing.

1421 King St. N., St. Jacobs
519.664.3301 | homefurniture.ca

3 SMITTY'S FINE FURNITURE

Theia Chair

The simple lines and comfortable seat on this high-quality, made-in-Canada chair will make it your new favourite. Choose from over 200 fabrics and 85 leathers.

170A Gateway Park Dr., Kitchener
519.658.9313 | smittysfinefurniture.com

4 SCHWEITZER'S PLUMBING CENTRE

DesignerStone Panels

Skip the tiles and hang an ultra-thin piece of real stone in your bath or shower. Travertine, onyx, granite and marble (shown in Teakwood Grey) are available exclusively in Waterloo Region through Schweitzer's.

1768 Erb's Rd. W., St. Agatha
519.747.1819 | schweitzers.ca

5 HEER'S PAINT & DÉCOR

Benjamin Moore paint

Who says grey is gloomy? Go dark with Ebony Slate (2118-30), slightly silver with Sterling (1591) or introduce a classically happy colour, Delightful Yellow (335), all from Benjamin Moore.

583 King St. N., Waterloo
(Plus two locations in Kitchener)
519.772.1127 | heerspaint.com

6 THE FRUGAL DECORATOR

Cathedral Love Seat

A double row of silver nail heads gives this comfortable, contemporary sofa with square arms a touch of elegance. Toss cushions are included.

50 Ottawa St. S., Kitchener
519.744.9280 | thefrugaldecorator.ca OH

THE HOME OF THE FUTURE

STORY **WALTER FRANCZYK**



IMAGE COURTESY OF REID'S HERITAGE HOMES

While many Canadians strive to keep their heating and hydro bills as low as possible, a small group of home builders is working to do away with these expenses altogether.

Five builders, two in Ontario and three in other provinces, have embarked on an experiment to build 25 homes that produce at least as much energy as they consume. Called Net Zero homes, they are extremely energy efficient. They've been around for years. Any home built off the grid could be considered a Net Zero home. But they've typically been custom-built, often at considerable expense, beyond the financial reach of all but the most dedicated energy misers.

Partnered with Owens Corning Canada LP, and with \$1.9 million from Natural Resources Canada, five selected builders will construct Net Zero homes using off-the-shelf equipment and materials. Their goal is to make these homes available to the mass market and to more homeowners than ever before. "It hasn't been tried in a production setting," says Candice Luck, director of strategy and programs for buildABILITY Corporation, the project manager. "We wanted to see whether Net Zero could be done in an affordable manner in a production setting and across Canada."

Builders Reid's Heritage Homes, of Guelph; Minto Communities, Ottawa; Mattamy Homes Limited, Calgary; Construction Voyer, Laval, Quebec and Provident Development Inc., Halifax, were chosen for their track records in building energy-efficient homes, and their expertise, drive and motivation to build leading-edge homes. "We wanted to make sure these houses are built for any homebuyer,

something that's aligned with their regular production design, something that they can possibly repeat in the future," says Luck.

Reid's Heritage Homes, which has built thousands of houses in southwestern Ontario, recently broke ground for the first of its five single-family Net Zero homes in Guelph. Blake Seeberger, the company's senior vice-president, estimates the first house will be finished by spring 2015. "We've had an overwhelming response from the general public," he says. "We have people lined up saying, 'How can I get one of these?'"

Seeberger expects Reid's will take the lessons learned in building these homes and apply them to future developments. "You have to have some kind of a test to work out the bugs, before you go out and build a community of 300 homes," he says. "You've got to be able to understand how best to build the home and make it affordable to the end user."

Ranging from 1,500 to 2,600 sq. ft., the Guelph homes will be built with high-efficiency, triple-pane windows, an air barrier system and thicker walls with added insulation. Extra insulation will be installed in the attic and below the basement floor. Homes will be equipped with solar panels to generate electricity, a cold climate air source heat pump instead of a furnace and a hybrid heat pump water heater. Owens Corning will provide the CodeBord™ air barrier system while Jeld-Wen® Windows and Doors, Canadian Solar Inc., Mitsubishi Electric Sales Canada

Inc. and Rheem® will supply other off-the-shelf technologies.

The technologies have to be readily available and affordable, something any other builder could buy, says Luck. "The builders are really trying to show the industry that this is feasible and hopefully drive the prices down on some of these technologies."

Seeberger estimates a two-storey, 2,000 sq. ft. Net Zero home will cost about \$60,000 more than a typical home of the same size. Solar panels, he says, would account for most of the added expense. Mortgaging that extra \$60,000 at today's interest rates would cost about \$300 a month, an outlay that could be offset with savings of \$3,000 to \$5,000 on annual energy bills. As energy-saving technologies become more popular and more widely used, Seeberger expects their costs will decline, just as prices for CD and DVD players dropped after those technologies became widespread and mass-produced.

He and Luck agree it's hard to predict how well these Net Zero homes will serve the individual families who live there. The lifestyles and energy-consumption habits of occupants will vary and determine whether these homes produce all the power they require. Reid's is working with the University of Guelph to monitor this aspect of the experiment. "We're trying to figure out what truly is the lifestyle and the load that we need to prepare for and how should we build those houses to offset those uses," Seeberger says.

Mattamy Homes is building five single family Net Zero homes in Calgary, Provident Development is building five in Halifax. In Ottawa, Minto will build one single family Net Zero home and a row of four townhouses, while Construction Voyer is building a two-storey, six-unit building in Quebec. All construction is expected to finish by 2016. **OH**



www.homefurniture.ca

Cozy Up TO SAVINGS THIS WINTER



New Service

Delivering to Oakville, Burlington and Milton

ST. JACOBS HOME FURNITURE
1421 KING ST. N., DOWNTOWN ST. JACOBS

Mon-Thurs 8 to 6 · Fri 8 to 9
Sat 8 to 5 · Sun 12 to 5

(519) 664-3301

Home Owners helping **homeowners** with Expert Advice

a stool for every bum.



custom dining, counter, bar and spectator height chairs by

TRICA 

bauhaus

window coverings & draperies

HunterDouglas *Gallery*



Bauhaus Waterloo | @bauhauswaterloo | Bauhaus Waterloo

646 Erb Street West @ Ira Needles, Waterloo
519.886.7120 • www.thebauhaus.ca



RIGHT ON TIME

STORY **ADRIENNE BROWN**
PHOTOGRAPHY **JASON HARTOG**




Sometimes, all the pieces of the puzzle just fall into place – even if you didn’t know there was anything out of place to begin with. That’s more or less what happened when Cathy Hanley discovered an undeveloped property up for grabs south of Cambridge. She knew she needed to build a new family home there.

LEFT: Clocks are a running theme through this new build. The owner is always on the hunt for interesting new pieces. **RIGHT:** The open-concept rustic kitchen and eating area look out over the expansive backyard. **BELOW:** Ken Sommer from Shirecrest Homes, who Cathy Hanley says went “above and beyond” in pulling her vision together.



However, what she had in mind was definitely not a cookie-cutter home, so she called a builder she knows has no interest in building anything of the sort. She called **Ken Sommer** from **Shirecrest Homes Inc.** to help make her vision a reality. Sommer had built the Hanleys’ previous home, where they were very happy, but when Hanley saw this six-acre lot online, she fell in love. “I wanted to do anything to be out here,” she says. “It’s like having a cottage but not too far from work.” Whereas their previous home was a two-storey dwelling in a subdivision with the whole family upstairs on one floor, their new home is quite the opposite. The Hanleys opted for a main-floor master suite and spare bedroom, then gave their teenagers the run of the lower level. This way, their kids have their space for entertaining and hanging out. They often

Continued on page 22



have friends over, and they love having an area of their own, including a wet bar so they can keep cold drinks and snacks at hand and an attached fitness room.

“This is the first home that we have designed and built that has many different vantage points throughout the entire basement,” says Sommer. “The lower level incorporates a full walkout at one end and a lookout at the other.”

It’s the main level that’s the showstopper, though. Beautiful timber ceilings in the great room are the first thing you notice on entry, making that space the heart of the home. “You come home from work and really feel like you’re getting away from everything,” says Hanley.

That was the main goal. “We really wanted this home to blend in with the landscape of the vast six-acre property,” says Sommer. “And we wanted to create a continuous feeling from the moment you turn onto the driveway, through the interior and carrying through the covered deck at the rear.”

For that natural look, Sommer used Cinco Brick and Lafitt Stone from **Patene Building Supplies Ltd.** for the masonry.

As for the style, Hanley saw a photo of a design she liked online and

shared it with Sommer. That was their starting point, and the home came together from there.

The Hanleys already had lots of wood furniture and, playing off the country retreat idea, Sommer recommended a way to incorporate exposed wood into the great room. He also built a double-sided fireplace the family can enjoy both inside and out, when the weather allows, separating the interior and exterior living spaces. It also acts as a visual divider where the great room transitions to the kitchen, which features a large pantry, an eat-in breakfast nook and lots of storage space. **CW Kitchens Inc.** installed the beautiful kitchen cabinetry and counters.

All of the timberwork in the home is local timber, which Sommer purchased from a nearby wood mill. His team of craftsmen completed all of the shaping, planning and fitting in-house. “What we began with were rough-sawn logs straight out of the mill,” he says, “and we ended up with the true focal point of the home.” It adds more than immediate visual interest, too: “the smell of fresh cut timber is a beautiful thing,” laughs Sommer. “And it is really satisfying to see a product develop from beginning to end.”

Continued on page 24

LEFT: This double-sided fireplace can be enjoyed from the great room and dining space inside and from the back porch outside.

TOP LEFT: Behind the kitchen, Sommer built a beautiful mudroom connecting the garage to the main level of the home. **TOP RIGHT:** At the front of the home, french doors open into a study. **ABOVE:** The living space in the walk-out basement is a little more casual than the main level but no less beautiful. **RIGHT:** The pièce de résistance in the home, the soaring ceiling with custom timbers, is visible from the foyer and sets the tone for the rustic, lodge-like living space.



LEFT: Hanley carried the same rustic colour scheme into the main-floor master. **ABOVE:** The master en suite includes similar cabinetry and woodwork as other living spaces in the home.

Engineered antique five-inch Maple Del Rio flooring from **Sarmazian Bros. Ltd.** (who also supplied the home's carpeting) and installed by **Manor House Flooring Inc.** completes the cabin-like look in a modern way.

Vera Dougley of **Dougley Decorating Solutions** assisted with some of the décor. Hanley selected a flat Benjamin Moore shade, Ashley Grey (HC87) for her main living spaces and had **Dan Turner Painting & Décor** come in to paint. The colour lets all the other elements in the home shine, especially Hanley's collection of clocks, which are spread throughout the whole home.

"They feel like artwork to me," she says. Each one is unique and represents a place she has visited, a special occasion or a special person. She says she has always gravitated towards clocks. "My collection represents memories of things I've done."

Her light fixtures from **The Lighting Shoppe** (and installed by **Fliet Electric Ltd.**) are just as carefully selected for each space – as is

every detail in the construction of the home. Hanley knew exactly what she wanted and says Sommer was fabulous to work with on the project. He brought her vision to fruition.

"I wanted to have the great room and kitchen attached, plus lots of windows looking out to the beautiful yard," says Hanley. Her other must-haves included a front porch overlooking a huge willow tree and pond, a spa-like master bath, spare room for guests, a space for her teens to entertain and lots of parking.

In winter, Hanley and her family can walk right out their front door to their private skating rink. Because their home is out of the way, they get wildlife just like they would at a cottage farther north. They get all types of visitors, including deer and wild turkeys, up close to their home.

"It's very peaceful out here, and it gets you away from the business of everyday life," says Hanley. "You really feel like you're up north but everything is so close by." **OH**



FAR LEFT: With big windows and bright, fun paint, it's hard to believe this bedroom is in the basement. **LEFT:** The functional main-floor laundry space is lighter than most other rooms but still fits the cottage-like scheme.

The Region's Largest Showroom

The Lighting Shoppe

Thousands of fixtures on Display and in Stock

5 1 9 . 6 2 2 . 2 2 2 3
529 Hespeler Rd. (at Sheldon) Cambridge
1199 Wharncliffe Rd S London 519.668.0178

DISCOVER WHERE **TIMBER TELLS A STORY**

TIMBER BARN

Custom Design Showroom & Unique Home Decor

KITCHENS | BATHROOMS | CUSTOM FURNITURE
DOORS | STAIRS | FLOORING & MORE

TIMBERBARN.CA
8 Spring Street, St. Jacobs, Ontario
519.669.3245
info@timberbarn.ca

ECLIPSE™
SHUTTERS

KEEP CALM

and take six MONTHS to pay. o.a.c.

Blinds Are Us

Gallery Showroom

299 Manitou Dr., Kitchener
(between Homer Watson & Wabanaki)

IN SUPPORT OF SickKids FOUNDATION Made in Canada

519.893.8687

WWW.BLINDSAREUS.CA



STORY **YANIC SIMARD**
PHOTOGRAPHY **BRANDON BARRE**

CRAFTING THE ORGANIZED KITCHEN

ALTHOUGH the clutter of kitchen ideas may seem overwhelming sometimes, there are really two main ways to get that perfectly organized space – finding last-minute storage tricks to hide your growing collection of tools and trinkets, and designing for organized living from the start. There’s always room for innovations and improvements, but I think the effortlessly elegant look of this recent condo renovation proves that the best results come from a little planning.

Here’s how you can get a perfectly planned kitchen:

- **Pull It Back** – Rather than choosing a more traditional look with handles and/or knobs, I used mitred-edge cabinets (so they can be easily gripped from the bottom) and eliminated the visible hardware. This look is more modern, but also helps a small kitchen feel less cluttered with fewer projecting pieces. Traditional warmth was reintroduced through the sandy porcelain tile and timeless wood floor.
- **Outlet It Go** – Speaking of the porcelain tile, you may have noticed its rich, subtle tones, or the elegantly organic texture. What you probably did not notice were electrical outlets marring this beautiful surface. The outlets



are tucked away on the underside of the cabinets and shelves, where they are still conveniently reachable without being in your sight line – a worthwhile adjustment during construction.

- **Shed Some Light** – Along with moving the outlets to organize the electrical, I added sleek under-cabinet lighting. You can add under-cabinet battery-powered lights at any time, but building them into the cabinets results in a clean finish. Plus, it adds a convenient on and off switch for a better light scheme (you can flick on with one elbow while wrist deep in dough).
- **More Bright Ideas** – Under-cabinet lighting wasn’t going to be enough; every space should have multiple layers of light, especially a functional one. Here, I dropped the ceiling a few inches to allow for a network of pot lights, eliminating the harsh shadows created by the original central fixture.
- **Open Up** – Although open shelving may not be your first thought for de-cluttering, it can be a very practical addition, so be open-minded! A long shelf for often-used dishes keeps these everyday items immediately at hand, shows off their simple beauty and forces you to keep them tidy (but not too perfect). Don’t worry: glass and white basics look great jumbled together effortlessly.
- **Hidden Depths** – I am a huge fan of the deep, square sink, with a perfectly fitted draining rack. I have one in my kitchen and use it often for client projects. Springing for the extra depth hardly adds to the cost, and a slight loss in storage below is more than made up for by the clean lines. It also allows extra hiding space for the messes you haven’t gotten to.
- **Easy Trade-Offs** – The original floor plan here included space for a breakfast

nook, but there was also room for a four-seat table just outside the kitchen, and this condo certainly didn’t need both. The new plan moved the fridge to this area and added extra cabinetry around it, with one open display niche in the centre to keep the space from feeling too boxed in.

- **Built To Serve** – If you do have space for an eat-in kitchen area, consider a built-in banquet on one side of the table. This allows you to still incorporate some storage in the base of the seat, hide heating vents underneath in the toe kick, and keep guests in conversation distance while out of the workspace.

- **Widen Your Options** – Whether creating custom cabinetry or working with standard units, remember to consider what items you typically store and make sure to select cabinets that will hold them effectively rather than repeating one standard size. This plan includes a slim, full-length pantry, half-height doors, standard cupboards, and wide drawers, allowing any item short or tall to find the perfect home. Running the nonstandard units floor to ceiling (with the top filler matching the toe kick in height) keeps the look clean, simple and always organized. **OH**



fine FURNISHINGS

PHOTOGRAPHY **TARA WEST**



THE PLACE: After 65 years in the furniture business, the staff at **Smitty's Fine Furniture** know what shoppers want. They know Waterloo Region residents – and shoppers who come from farther away, too – value top-quality and Canadian-made furniture. That's why about 85 per cent of the items in Smitty's showroom are made in Canada. In fact, the store has been working with many of the same manufacturers for decades. Its loyalty hasn't changed, although its location has: Smitty's moved to Kitchener about two years ago. Its new showroom is 23,000 square feet – about half the size of its former Cambridge home but no less stunning. "We're the same store we've been for 65 years, just in a new location," says Bob Scott, who has worked at Smitty's since 1986. Sales Manager Lani Lorenz agrees: "Customers come to us when they are looking for great value in Canadian-made furniture and good service from our sales consultants right through to our delivery team," she says.



LEFT TO RIGHT: Lauri Shaw, Lani Lorenz, Bob Scott, Claudia MacKenzie, Sandy Noel



THE STYLE: Most items at Smitty's are considered transitional – furniture and accessories that bridge the gap between traditional and contemporary. "We offer better quality Canadian-made upholstery and dining rooms, and bedrooms that appeal to our customer base throughout Southwestern Ontario," says Lorenz. Almost any item you see in store can be custom-ordered with your choice of colour, wood or fabric.

WHAT'S HOT: Steven & Chris club chairs in leather or fabric by Decor-Rest are best-sellers, according to Lorenz. However, it's the long-lasting furniture for all rooms that continues to bring people back to Smitty's over and over. "Our customers know that we are the mattress specialists, and we take great care in finding the right bed for each individual customer," says Lorenz.

SEASONAL: In winter, many people turn to Smitty's for fireplaces and cosy throws to keep them warm. For the holidays in particular, says Scott, curio cabinets are popular, as are recliners, which make fabulous gifts. Similarly, Smitty's has a great selection of artwork and accessories – perfect for the home décor lover on your list!

FAVOURITES: "I always enjoy sitting on the very latest styles of sofas and chairs that arrive onto the floor in the latest colours and patterns," says Lorenz. "Furniture always follows the fashion of our clothing, which makes it so much fun!"

WHERE: 170A Gateway Park Dr., Kitchener
519.658.9313 | smittysfinefurniture.com **OH**



GET MORE
online

HOME
TOURS | STYLE
IDEAS | RECIPES
& DIYS

ANY DEVICE, ANY TIME, ANY PLACE.
LOG ON TODAY AT

ourhomes.ca
CELEBRATING LIFE AT HOME



VISIT OUR SHOWROOM

Schweitzer's Plumbing Centre is where you'll find a large selection of quality brands, a colour wheel of ideas, and trained consultants to help you bring colour to your dreams.
See why Schweitzer's is recommended by both professional contractors and designers.



Schweitzer's
Plumbing Centre

1768 Erb's Rd. West, St. Agatha, ON
Just 5 minutes west of Waterloo across
from Angie's Kitchen

519.747.1819

www.schweitzers.ca

find us on [facebook](#)



1



2

COOL KITCHEN COOKERS

The kitchen is the hardest working room in your home. You deserve a range that works as hard as the cook! Before you buy, pick the size, the technology and the look that fits your tastes.

1. **AGA** Total Control five oven 44-inch Range Cooker in Heather. 2. **Bosch** 30-inch Slide-in Range that fits in any freestanding range cut out. 3. **Elmira Stove Works** 1956 all-gas or dual-fuel electric oven. Retro with the latest technology. 4. **Jenn-Air** Pro-Style 30-inch modular, dual-fuel downdraft range with convection – a gas cooktop combined with electric oven.



3



4



5



7



6



8

5. The **Wolf** ICBDF606CG Dual-Fuel Range Cooker offers a wide variety of top configurations and the innovative dual-stacked surface burners as standard. 6. **GE Profile™ Series** 30-inch, slide-in double oven electric convection range. 7. **Viking** 36-inch dual-fuel range. 8. **Thermador** 48-inch Professional Series Pro Grand Commercial Depth Dual-fuel Steam Range. Features seven cooking options, including the industry exclusive steam and convection oven. **OH**

"Each home that we build is unique and individually tailored to meet the needs of the people we build them for."


Ken Sommer
President



SHIRECREST HOMES

A Reputation of Excellence Built on Relationship

Shirecrest Home's collaborative approach and our team's persistent attention to detail is what truly sets us apart. From choosing a lot, to the finishing touches, we have always worked closely with our clients to create a house that becomes a home.

(519) 442-5457 | shirecresthomes.com



CAMBRIDGE DRYWALL SERVICES LTD.

519.624.1575

540 Thompson Drive Unit A, Cambridge, ON
info@cambridgedrywall.com
www.cambridgedrywall.com

ESTABLISHED
SAFE, CAPABLE
QUALITY ORIENTED



RESIDENTIAL SERVICES

steel framing • blown attic insulation
insulation • drywall installation
taping • textured ceilings

COMMERCIAL • INDUSTRIAL

structural metal stud design & framing
insulation & polyurethane foam insulation
drywall installation • taping
acoustic ceilings • textured ceilings

Snow days shouldn't be wasted ~~cleaning~~

Let Merry Maids of Kitchener, Waterloo and Cambridge handle the housework, so you can enjoy your free time this winter.

We offer:

- Customized cleaning services
- Bonded and insured maids
- 100% Satisfaction guarantee
- FREE in-home consultation

Contact us today to get started!

519-894-4709

merrymaidskwc@bellnet.ca
merrymaidskwc.ca



merry maids
Relax. It's Done.®





HOME WITH A *history*

STORY **ADRIENNE BROWN**
PHOTOGRAPHY **TARA WEST**
FRESH FLOWERS **PINK POPPI**

Too often, people forget the homes they live in have histories. They've been through a lot, grown and changed over time, just like we do.

Danielle Benning and Martin Rawlinson not only acknowledge that about their home, but they embrace it. As the owners of **Cornerstone Home Interiors**, they are passionate about interesting and beautiful furniture and décor from around the




OPPOSITE TOP: An expanded porch is all this home needed to update its facade. **BOTTOM:** Danielle Benning and Martin Rawlinson undertook their home's renovation knowing some thorough research, careful planning and lots of love would be the ingredients needed to pull it together. **RIGHT:** A long dining table for 10 serves as the family's everyday table. **BELOW:** An antler chandelier and a large model ship are just two of the interesting pieces in the foyer. **MIDDLE:** Danielle and Martin aren't afraid to decorate with black, especially where light pours in from large front windows. **RIGHT:** This figurehead from the front of a ship is not the only one of its kind in the home. Nautical pieces grace many different corners and tables.

world. They are drawn to pieces that tell stories, and the same goes for their homes.

The couple, who previously owned a converted church in Cambridge, have now found their "forever home" elsewhere in town. It tells a great story – one they continue to learn more about the longer they live there.

It was important to Danielle to know her home's life story, so she researched it as best she could. Not only did she find the names of some of the previous owners, but she found a photo of the original home in the Toronto Public Library archives.

"I think if this house could talk, it would be very interesting," says Danielle. Built in 1898, it was first owned by an established local business owner. Danielle has heard people around town speak fondly of it, recounting memorable parties and events hosted there over many years. *Continued on page 38*





Later in its life, the 8,000 sq. ft. home was divided into six separate apartments. So many unnecessary walls had been built to split the space into rental units that as soon as they took possession, Martin walked around with a hammer and started taking them down.

Besides the extra walls, “the house had such great bones,” says Danielle, and they were fortunate to focus only on updating its aesthetics. The right shades of paint set the tone for each space. “You go through several iterations before you get it where you want it,” says Danielle, who loves to swap out furniture and play around with décor.

The couple tried to make the footprint work for them without changing it too much while also restoring the layout close to its original state. But just because it’s a large space doesn’t mean it doesn’t get used.

“This is a warm house even though it’s a big house,” says Danielle. “It has an unexpected cosiness.”

Danielle says having a small kitchen (with new, functional and efficient appliances from **Jonas TV & Appliances**) is a blessing in disguise because it forces the family to eat in the dining room even when they don’t have guests.

Outside, Martin and Danielle expanded the porch so it extends across the whole front and just around the side where it connects to a patio. It continues down to the side yard and to their new swimming pool and hot tub, installed by **Terry Howald Pools**, surrounded by a wall that encloses the space.

Inside, they created the perfect space for everyone and everything.



OPPOSITE TOP: This disco ball in the funky front living room was hung for a party and never came down. **BOTTOM LEFT:** This cosy sitting room is where Danielle says the family gathers for movie nights. **BOTTOM RIGHT:** Danielle and Martin installed a pool and hot tub in their large side yard shortly after moving in. **RIGHT:** The boys’ upstairs bathroom is a cool mix of rustic and industrial. **MIDDLE AND BOTTOM:** The master bedroom is large enough to include a sitting space.

Martin’s two sons have the run of the top level of the home – not only is their bedroom (plus some spares) up there, but they have their own masculine washroom, a kitchenette at their disposal and a game and TV room, the envy of any teenage boy.

On the other hand, Martin and Danielle’s daughter Eden’s room, on the second floor, is girly. The master suite is on the same level, as is the casual space where the family tends to watch television together before bed (it was once another bedroom before Martin and Danielle knocked down the wall to open it up).

The main level is purely common spaces perfect for entertaining – but also for everyday life.


Danielle and Martin were able to start fresh with quite a bit of their furniture. While they loved what they had in their previous home, it was hand-picked for the space, so they sold some to the next owner and started over.

Both are drawn to one-of-a-kind pieces from across the globe. If it’s quirky and interesting, says Danielle, they’re intrigued by it – and there’s no shortage of quirky or interesting around their home! “We just buy things we like and think are interesting, and it all just comes together,” says Danielle. “The crazier the better,” she laughs.

They’re not out to break any design rules, they just know what they love and agree on things. “It would be easy to pick a million things from the store and just dress a room, but we’ve done it slowly.”

Just from the foyer, it’s easy to get a feel for the couple’s eclectic style. It’s wide and open and painted a bold red. Martin is drawn to nautical pieces, and a large model of a ship is a powerful statement on a front hutch. Behind it, towards the kitchen, is a figurehead from the front of a ship.

Continued on page 40



feature



ABOVE: Even the pint-sized furniture in the playroom is beautiful. Every piece is carefully considered. **LEFT:** Eden's girly bedroom incorporates a colour scheme of coral and pale blue. **BELOW:** The boys' bedroom is the opposite: dark colours and rough textures suit their style better.



There are two different living spaces to the left and right of the foyer. Both have fireplaces, but that's where the similarities end. Danielle and Martin call the den their "escape." It also includes a desk. The living room is across the way where they often entertain guests – and it still has a disco ball hanging from the ceiling from one particular party.

The disco ball is a simple remnant they've decided is too fun to take down, and it's a good sign that Danielle and Martin are living up to their predecessors' reputations for memorable parties. Years from now it's their get-togethers that people will remember fondly when they think back on the home. In just a couple of years, they've already woven themselves into this home's story. **OH**

Where living is a work of art



Cultivate your masterpiece at Stonecroft; a complete community tailored for today's active adult located in picturesque New Hamburg.



An Adult Lifestyle Community
Priced from the mid \$400's



Brand New Decorated Models

12 Amberdale, New Hamburg

Open Daily: 12:00-5:00pm

NOW OPEN



sales@stonecrofthomes.com
519.662.6621 or toll free at 1.866.278.7577

StonecroftHomes.com



BEYOND THE STAGE HOMES
DECORATING & DESIGN

When *Style* Meets Everyday Living

226.240.0766
info@btshomes.com
www.beyondthestagehomes.com

RESA Industry Awards Top 10 Best
Re-Designs of the Year 2014 in North America



JUSTLIVE
interior design

www.justlive.ca

nicolette@justlive.ca 226.201.2112

A BACKYARD FOR THE BIRDS

STORY AND PHOTOGRAPHY
MELANIE REKOLA

My birdfeeders are a tremendous source of home entertainment. I fancy myself as the Scandinavian Snow White, attracting as much wildlife as I can to my suburban property. The normally barren winter landscape comes alive en masse with the cheerful sights and sounds of assorted songbirds. Attracting feathered friends to your backyard can be as simple as setting out a feeder, but persons who follow the guidelines below will be rewarded with a multitude and variety of bird life!

The Comforts of Home

Birds need a setting that mimics their natural environment to feel safe. Generous amounts of trees and tall shrubs (especially evergreens) are essential for shelter and concealment as they flit from tree to tree in approach of a feeder. Native varieties can also provide food and nesting opportunities. Fowl favourites are: cedar, white spruce, pine, hemlock, cherry, serviceberry, oak, elderberry and honeysuckle.

When taking care of garden maintenance, don't keep things too neat and tidy as birds prefer a naturalistic setting. Designate a rough area and build a brush pile for ground-dwelling birds. Leave those spent blooms of Echinacea and Black-eyed Susans

standing, and they'll provide a natural food source. And when raking fallen foliage, leave some under your trees, and they will be a magnet for insect-eating fowl. Dry leaves double as nesting material as well!

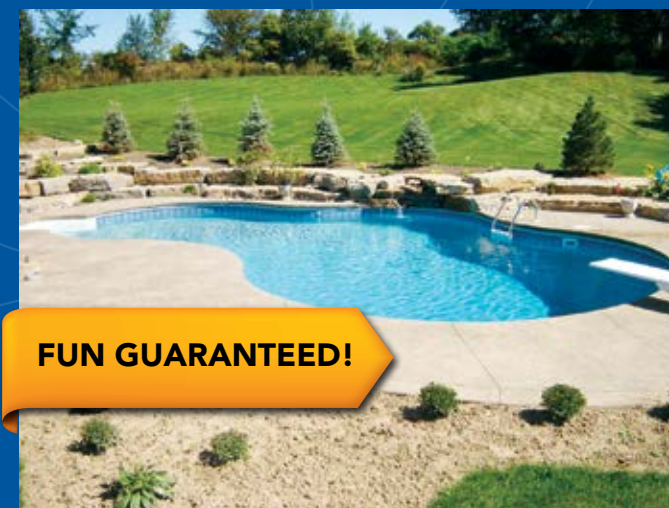
A bird paradise needs a water source, and garden ponds and birdbaths are ideal watering holes. Water will draw all sorts of bird species that don't eat feeder fare. Place them near shrubs with dense branching so the birds have a safe place to dry off when they are wet and vulnerable. Watering in the winter proves a difficult conundrum. A practical solution is to put out a fresh tray of warm water at the same time every day. The birds will quickly learn your routine and adapt. *Continued on page 44*



1089 Colborne Street W.
Brantford, ON N3T 5L7
patti@paradisepools.org

519.750.1222

www.paradisepools.org



FUN GUARANTEED!



POOLS AND LANDSCAPING

OPENING & CLOSING OF POOL • WEEKLY & HOLIDAY MAINTENANCE • REPAIRS & SERVICES

*Let Us Design and Build
Your Dream Landscape Today*

Designing, Building and Maintaining
Exceptional Landscapes in Waterloo
Region since 1967.

- Design/Build Landscape Architects
- Outdoor Living Spaces
- Lawn & Garden Maintenance
- Entries & Curb Appeal

Design. Build. Maintain. Grow...

519.742.8433

www.wrightlandscape.ca



WRIGHT
Landscape Services

gardening

The Feeder

The ideal bird feeder is sturdy enough to withstand winter, tight enough to keep seeds dry and easy to dismount for important cleaning purposes. It is also best to only fill enough food to be consumed within a day or two to avoid feed moulding/spoilage. Mould creates toxins that are fatal to birds. Therefore, all bird feeders should be frequently cleaned.

Platform Feeders

- They attract the widest variety of seed-eating birds but also attract squirrels and chipmunks. Place a baffle on the chain or pole if squirrel feeding is undesirable. These feeders do get dirty as the birds stand on their food while eating, causing fecal contamination. Clean the platform bottom frequently to keep it sanitary.
- Window feeders entice smaller bird species, but like the platform feeder, it also needs constant cleaning due to fecal food pollution. Luckily, they are easy to access and bring the birds up-close for your enjoyment.



- Hopper/House feeders can look great and offer convenience in that they can hold enough seed to last for several days. Unfortunately, the seed within can be prone to mould and spoilage.
- Tube feeders often attract smaller birds while excluding larger, more aggressive species. Similar to hoppers, they can hold enough seed to last for several days.
- Suet feeders can provide life-sustaining and high-quality calories during a harsh winter. Put out only enough to be consumed in a day, and you will also avoid attracting skunks and raccoons.

The Fare

- Black oil sunflower seeds provide nourishment to a broad range of bird species, but by offering Nyjer seed, Safflower seed, suet and various fruits and nuts, an even wider range will result. Mixed seed blends can be problematic as aggressive wildlife, such as Grackles and squirrels will quickly empty a feeder looking for a favourite food inside. By offering multiple feeders with different food in each, you will reap maximum bird benefit while reducing waste.

Location, Location, Location

- Place your feeding station close to evergreen trees or shrubs, but far away from the reflection of windows. Or set directly on the window frame or affix to the glass to avoid bird window fatality. By moving the feeder placement periodically, you reduce the risk of contagion under the bird's feeders where waste builds up. Many birds are ground feeders and just as the feeder needs housekeeping, so does the area below the feeder.

- It is a common misconception that by feeding the birds year round it will disrupt their migration. In Canada, we have many bird species that stay year round and could use your assistance for winter survival. Give them an extra helping hand by installing a roosting box or two, thus protecting them from frigid seasonal temperatures. **OH**

Melanie Rekola is a certified horticulturalist and landscape designer.



FOWL FACTS


- By attracting birds your yard will also greatly reduce pest insect populations as most birds (and some exclusively) eat insects.
- A bird-friendly yard is one without chemical pesticide and herbicide. These chemicals get injected into the food chain and harm our bird populations, but sadly the worst scourge affecting fowl is household felines killing up to 3.5 billion per year in North America alone.
- Be cautious when cutting your lawn or pruning vegetation. If you do find a nest, have patience. It only takes about two weeks for the babies to hatch and fly away!
- Never offer birds bread crumbs or other baked goods. They are especially prone to mould and also don't provide the proper nutrition.
- A number of factors trigger the urge for birds to migrate, but the most significant one is day length.



From the standard design, to the beautiful custom shapes and curves of your very own pool, each and every Terry Howald Pool will add the character, beauty and attention that your backyard has been asking for!

Great Teams Make Great Pools!

Terry Howald POOLS



info@terryhowaldpools.ca | www.terryhowaldpools.ca | 519.578.1634

Visit our showroom located at: 274 Courtland Ave. East Kitchener

We have a wide variety of chemicals and products on display. Office Hours: Summertime: 8am-6pm • Wintertime: 9am-12pm, 1pm-5pm



Brodrecht's Flooring Canada

45 Northland Rd.
Waterloo, Ontario
N2V 1Y8


519-885-3200
www.brodrechts.com

MANNINGTON.
Beautiful floors for the real world

BRODRECHT'S FlooringCanada

where friends send friends



STORY **ADRIENNE BROWN**
PHOTOGRAPHY **JASON HARTOG**

A TOUR THROUGH *Time*



Gerry Kieswetter



Jay Murdoch



Kirk Kieswetter

It takes a special type of person to look at a building slated for demolition – big or small, residential, commercial or industrial – and see its potential for new life as a series of smaller items or projects. Luckily, the team at The Timeless Material Co. in Waterloo is filled with just the right balance of these types of imaginations.

“We can see the potential in what a lot of people throw away,” says Store Manager Tiffany MacKinnon.

Take a stroll through the soaring piles of reclaimed wood in the yard, and you can’t help but wonder what the back story on each pile might be. One pallet could hold local barnboard while another could carry remnants over 100 years old from a nearby church. No matter where the materials are from, everything has been salvaged from another building. Everything has a story to tell – and more life left to give.

Head inside the converted 1868 barn that’s now the store and showroom, and your mind will be absolutely reeling. Besides more quality reclaimed wood and building components, including live-edge boards, a wide selection of flooring, mantels and architectural accents, many pieces have been refinished and repurposed.

Walls, floors and fabulous finds from factories, landmark commercial buildings, homes, barns and more – you name it – The Timeless Material Co. has reclaimed it. Best of all, most items are from storied local establishments. Whether they’re boot forms from the Kaufman Footwear company serving as the “feet” on a bench, furniture made from the burnt beams pulled from the St. Jacobs Market fire in 2013, signs that once hung over the doors at local restaurants or businesses now closed, stepping into The Timeless Material Co. can be a little bit like stepping back in time.

But the friendly staff here will help bring you back to present day and tackle any project you have in mind, big or small.

Their sister company, Kieswetter Demolition Inc., carefully salvages material from sites around the region (and beyond). Then, The Timeless Material Co. reimagines it or cleans it up for someone else to repurpose and tailor to a specific home.

“Timeless was a natural progression of the Kieswetter family not wanting to waste,” says MacKinnon. “They wanted to save as much as they could from the landfill.” According to MacKinnon, The Timeless Material Co. estimates it saves about 70 tons of material from the landfill each year.

Working with mill shops, architects,

builders and retail consumers alike, they have extensive stock, and can help with any project. They also offer other products, such as Farrow & Ball paint, to help you complete your look.

“We can really do a lot for people,” says MacKinnon. “We can help everyone from the DIY-er to someone who is building from scratch and wants to have a new house with lots more character than just four walls. Many of our customers are also people with older homes who are trying to keep a particular character.”

Their reach extends beyond homes, too. “We supply very large quantities of flooring, cladding, timbers, finished components – shelving, tables, tabletops, bar tops, counters, island tops, mantels and the list goes on – to

large companies in many different industries,” says MacKinnon. “This includes restaurant and hospitality, retail (clothing, coffee, cosmetic, quick-food), multi-national grocers, new home building and commercial office buildings and spaces.”

The barn-turned-store, which was on its own at the north-east side of Waterloo, is now “the country feel in the middle of everything,” says Gerry Kieswetter, Sales Manager at Timeless – and who MacKinnon calls “the most familiar face” around the business. He’s been involved since day one. Kieswetter says he loves the cross-section of business, residential and industrial that has filled in around the barn as the area has changed.

And change is what it’s all about. The Timeless team recently took down an 1850s church in Mitchell so they now have wood, benches and stained glass windows all from the same building on offer. Tour through the barn and you’ll also find hardware, light fixtures, masonry, doors, bread pans from Weston’s bakery and other fantastic finds that will make you want to find a place for them in your home.

The Timeless Material Co. has saved these items from disappearing forever. Now it’s up to the rest of us to take them home and love them again as something new.

Where: 305 Northfield Dr. E., Waterloo
519.883.8683 | timelessmaterials.com **OH**



Tiffany MacKinnon



MORE than
you paid for?



It's not often you get more than you pay for, but when you advertise in OUR HOMES, you get more than you pay for every time!

- FREE listing in our online directory, which enhances your business's online presence and directs google-searchers to your company... FREE
- FREE ad placement on our online "Flip magazine" as well as free placement in our mobile PDF magazine, with a free link to your company's website...FREE
- FREE listing in our Home Resource Directory, which connects you with customers who are looking for your service...FREE
- Ask us how we can connect your business to our readers in a more personal way
- Ask us how we can boost your business's advertising impact into specific areas of our superior distribution
- Ask us how we can put your company in front of a targeted audience from around the province

ADVERTISING INQUIRIES & SALES:

advertising@ourhomesmagazine.com
905.875.3509

ourhomes
REGION OF WATERLOO

cooking at home

SUN-FILLED LEMON CHUTNEY

STORY AND PHOTOS PAT CROCKER

This chutney gets better and better over time. In fact, it is best when "aged" from four to six months. Whether you make it for the holidays for gifts or wait until the new year, this tangy grill-buddy is perfect for summer barbecue season. Its spicy, rich marmalade flavour lends zest to grilled vegetables, fish and chicken. Don't be put off by the overnight macerating of the rind, flesh and salt because it's easy: all you do is peel and chop the lemons, combine with salt, cover and let sit overnight.

Because I like this chutney to have extra heat for grilled foods, I add either dried chipotle or hot red pepper flakes, but you can omit these if you wish. Use a small, heavy spice mortar and pestle – mine is cast iron – or a rolling pin to crush the seeds and a micro-grater to grate the fresh ginger.

LEMON CHUTNEY

Makes 4 cups (1 L)

8 thick-skin
lemons, scrubbed

2 tbsp (25 mL) pickling
or Kosher salt

4 large cloves garlic, minced

½ cup (125 mL)
dried currants

½ cup (125 mL)
chopped dried apricots

½ cup (125 mL) freshly
squeezed lemon juice

½ cup (125 mL) cider vinegar

1 tbsp (15 mL) freshly
grated gingerroot

1 dried cayenne
pepper, crushed


1 tsp (5 mL)
ground cardamom

1 tsp (5 mL) crushed coriander

½ tsp (2 mL) dried hot red
pepper flakes, optional

2 cups (500 mL) +2 tbsp (25
mL) packed brown sugar

- **Peel:** Using a vegetable peeler, remove the zest from the lemons, being careful not to include the white pith. Finely chop the zest. Using a paring knife, cut away and discard the white pith from around the lemons. Coarsely chop the lemons, discarding the seeds.
- **Combine:** In a non-reactive bowl, combine the zest, lemons and salt. Cover with a clean cloth and set aside in a cool place overnight.
- **Cook:** In a Maslin pan or large saucepan, combine macerated lemon mixture, garlic, currants, apricots, lemon juice, vinegar,



ginger, cayenne, cardamom, coriander and hot pepper flakes. Bring to a light simmer over high heat. Reduce heat to medium and stir in the brown sugar. Stir constantly until the sugar is dissolved.

- **Simmer:** Adjust the heat to keep the mixture at a regular simmer and cook, frequently stirring for 30 to 45 minutes, or until the mixture becomes thick and mounds on a wooden spoon.
- **Jar:** Meanwhile, place four, 1 cup (250 mL) Mason-type jars in a canning kettle. Cover with water and bring to a boil. Place 4 flat lids in a saucepan and pour boiling water over, set aside.
- **Fill:** Skim and discard any foam on chutney. Fill hot jars one at a time, leaving a ¼ inch (0.5 cm) headspace. Wipe rims with a clean cloth, top jars with flat lids and screw on metal rings. Return jars to the hot water bath, topping up with hot water if necessary to bring the water one inch (2.5 cm) over the tops of the jars. Cover the canner, bring water to a full rolling boil and keep boiling for 10 minutes.
- **Cool:** Turn the heat off, remove canner lid and wait 5 minutes before removing jars to a towel or rack to cool completely. Check seals, label and store in a cool place for up to one year.
- **Use:** Once it has "aged" for a month or more, serve Lemon Chutney right from the jar with baked whitefish (as shown), trout or salmon. You can also mix 1 cup (250 mL) with 3 tbsp (45 mL) chopped capers for a flavourful and different tartar sauce. Mix with orange juice or an equal amount of yogurt and coat chicken before baking. Mix ¼ cup (50 mL) chutney with the same amount of soy sauce and use as a sauce for stir-fried foods. Serve as a condiment for cooked chicken, cold cuts of meat and with a cheese platter or over brie, cream cheese or goat cheese. **OH**

GREENSVILLE SOAPSTONE COMPANY
WWW.GREENSVILLE SOAPSTONE.COM

1-888-95-STONE
1-888-957-8663

Soapstone
Countertops, Sinks
and Tiles

VISIT OUR NEW
SHOWROOM AND STONEYARD

4450 Corporate Drive, Unit 2, Burlington ON
(QEW & Appleby Line)
Monday – Friday: By Appointment
Saturday & Sunday: 10am - 4pm

ARTEFACTS

salvage & design

Antique cast iron flywheel base
supporting a salvaged hemlock barn floor table top
with a studded wrought iron band

519 664-3760 St Jacobs artefacts.ca

DJsFurniture.ca



DJ's
handcrafted
SOLID WOOD FURNITURE
"MANUFACTURING SINCE 1987"

Wroxeter Showroom
43195 Amberley Rd.
519.335.3228

Hanover Showroom
805 - 10th St.
519.506.3228

Solid Wood Furniture
Open 7 Days!

MADE IN CANADA

f t p

HELP WANTED

New Business Development Manager position available for OUR HOMES Region of Waterloo

We have an opening for a New Business Development Manager for **OUR HOMES Region of Waterloo** offering flexible hours and unlimited earning potential for the right talented individual. Use your natural talents and join our fun and winning team. Candidate must be a highly motivated, detail oriented, experienced sales professional with outstanding interpersonal skills and who is proficient at closing. Magazine sales experience an asset.



Please email cover letter and resumé to
tracie@ourhomesmagazine.com

ourhomes
REGION OF WATERLOO

ourhomes.ca/waterloo

OUR HOMES SPECIAL ADVERTISING FEATURE

>> SOURCE IT

CAMBRIDGE DRYWALL

Here at Cambridge Drywall we are dedicated to following the old construction adage that "you're only as good as your last project". We take that statement very seriously here. We have worked hard to ensure streamlining of construction to ensure we can build in record time, while producing high-efficiency projects.



CAMBRIDGE DRYWALL SERVICES LTD.

The drywall scope of a project is crucial in both a schedule and quality perspective. We fully understand this and have created a strong supervisory and management team to oversee all areas of the process. Our goal is to meet or exceed schedules and provide a quality product. Our team is dedicated and skilled, capable of managing any size of project. We have very strong relationships with many of our customers based on trust and integrity.

For over fifteen years, our company has been committed to: SAFETY . QUALITY . PERFORMANCE . INTEGRITY = CUSTOMER SATISFACTION.

These are the core values of our company.

Please take a moment to visit us online to view our gallery to see what Cambridge Drywall has to offer.

www.cambridgedrywall.com

540 Thompson Dr Unit A, Cambridge

519.624.1575 (Please see ad on page 35)

BEYOND THE STAGES

Planning a renovation or remodel? Managing the details and decisions throughout the process can be overwhelming! Have you ever tried to ask your contractor which shade of grey they think your shower tiles should be? Or which style cabinet doors would look best with your home's overall style? That's where Shauna Lynn of Beyond The Stage Homes comes in.

If you are like most homeowners, then you know what you like (and what you don't like), but putting it all together in a cohesive design plan can be challenging. Shauna Lynn assists homeowners with their renovation projects from start to finish, from outlining an initial planning budget, to creating a design plan, sourcing and selecting the right finishes, and coordinating with contractors, suppliers, and homeowners, to ensure that no detail is overlooked.



Recognized by RESA Industry Awards as Top 10 Best Re-Designs of the Year 2014 in North America, Shauna Lynn specializes in Executive homes, and can help you to design and manage your renovation projects, including bathrooms, kitchens, residential bars, revised floor plans, new construction, and of course, the finishing touches including furniture sourcing, selection, placement, and accessorizing. With her solution-focused approach, she brings style and function together to give you the home you've always dreamed of.

226.240.0766 • info@btshomes.com

www.beyondthestagehomes.com

(Please see ad on page 41)

A MISCELLANY OF THE NEW,
NEAT, UNIQUE, AND FABULOUS IN
CAMBRIDGE, KITCHENER, WATERLOO & REGION

BAUHAUS WINDOW COVERINGS & DRAPERIES

Bauhaus, a family owned and operated business, is the definition of quality and service. Offering the largest and most diverse collection of innovative, stylish and energy efficient window treatments to suit your needs. All manufactures' and products are designed and custom assembled in North America, providing top notch quality with a limited lifetime warranty. Bauhaus is not just a retail store, our staff has extensive knowledge and experience in the industry that radiates when you meet with them. We are excited to listen to your needs for function and safety and work with our customers to achieve the desired appearance that best compliments your home character and personality, all while sticking to your project budget.



At Bauhaus, we offer a full spectrum of window covering treatments. Your options are endless including custom made drapery and sheers, both hard and soft shades for vertical and horizontal applications, as well as composite and wood shutters. Other products that are available are beautifully designed tableaux tracteries to highlight your windows, and custom Canadian made dining and bar stools by Trica. Our services span from in-home consultations, installations, repair, and window treatment cleaning.

For design elements that best suit your needs and reflect your personality, consult the window treatment professionals at Bauhaus in Waterloo.

106-646 Erb St W, Waterloo • 519.886.7120

www.thebauhaus.ca (Please see ad on page 19)

TERRY HOWALD POOLS

Terry Howald Pools take pride in developing beautiful custom pools, using only the highest quality building materials. Our team has been creating innovative custom pool designs for over 40 years and has installed over 3500 pools. Our work has earned over 80 design awards. We bring style and flair to your home by blending classic and contemporary design and creating a timeless showpiece. We offer all the modern conveniences any homeowner desires including our new BADU system, swim spas, easy touch and much more!



We will conveniently schedule a time to meet at your home on your initial in-depth appointment to provide you with the best design options to meet all of your needs. We work closely with you to ensure we are blending design to your lifestyle. No job is too big or too small. We have completed many residential as well as commercial builds. We want to ensure that we have met your priorities as a customer! Expect exceptional service from start to finish with special attention to detail.

Terry Howald Pools has an experienced team that also provides renovation and restoration service to your existing pool and property. We have the latest vinyl liners to choose from to compliment your vision and we also provide pool service that is unmatched. Our repertoire includes pool maintenance, openings, closings and balancing water chemistry. We carry an array of quality products you require to perfectly balance your pool or spa!

www.terryhowaldpools.ca • info@terryhowaldpools.ca

274 Courtland Ave E Kitchener • 519.578.1634

(Please see ad on page 45)



THE
TIMELESS
MATERIAL CO

Reclaimed Wood
&
Component Supplier

www.timelessmaterials.com

Head Office/Waterloo
Showroom
305 Northfield Dr. East
Waterloo, Ontario
N2V 2N4
Telephone 519.883.8683

Timeless Material North
194 North Rankin St.
(Hwy 21)
Southampton, Ontario
N0H 2L0
Telephone 519.797.9994



WWW.OVERLANDHEATING.CA

(519) 744-6841

1-888-837-OVER (6837)



WARM UP WITH US

THIS HOLIDAY SEASON

directory

OUR HOMES attracts the area's finest businesses to advertise in our pages, and utilize our unparalleled distribution and coffee-table appeal to market their products and services. We're making it easier for you, our readers, to become educated as you plan your home-and real estate-related purchasing decisions. View these business ads online at www.ourhomesmagazine.com/waterloo

The listings below are organized alphabetically by industry.

APPLIANCES & BBQ'S

TA APPLIANCES & BARBECUES Pg 5

ARTISANS, ARTISTS, ART GALLERIES & WORKSHOPS

ARTEFACTS SALVAGE & DESIGN Pg 49

KARA'S GLASS Pg 53

KATHIE JORDAN DESIGN Pg 14

THE TIMELESS MATERIAL CO. Pg 51

BUILDERS & NEW HOME DEVELOPMENT

GREY SILO SQUARE Pg 4

HEISLER HOMES Pg 2

SHIRECREST HOMES Pg 34

STONECROFT HOMES Pg 41

TIMBER BARN Pg 25

COUNTERTOPS, GRANITE & STONE

GREENSVILLE SOAPSTONE COMPANY Pg 49

SCHWEITZER'S PLUMBING CENTRE Pg 31

DRYWALL, MILLWORK & MOULDINGS

CAMBRIDGE DRYWALL Pg 35, 50

FINE WOODWORKING, FURNITURE REFINISHING, CUSTOM FURNITURE & CARPENTRY

ARTEFACTS SALVAGE & DESIGN Pg 49

TIMBER BARN Pg 25

THE TIMELESS MATERIAL CO. Pg 51

FIREPLACES

OVERLAND HEATING AIR CONDITIONING & GAS FIREPLACES Pg 51

FLOORING, TILE, STAIRS, RAILINGS & TRIM

BRODRECHT'S FLOORING CANADA Pg 45

GRAND VALLEY TILE & CARPET Pg 11

TIMBER BARN Pg 25

HEATING & COOLING

OVERLAND HEATING AIR CONDITIONING & GAS FIREPLACES Pg 51

HOME ACCENTS, HOME DECOR, FURNITURE & COLLECTIBLES

ARTEFACTS SALVAGE & DESIGN Pg 49

BAUHAUS WINDOW COVERINGS & DRAPERIES Pg 19, 51

BLINDS ARE US Pg 25

CORNERSTONE HOME INTERIORS Pg 3

DJ'S FURNITURE Pg 50

HEER'S PAINT & DECOR Pg 12

HOME FURNITURE Pg 19

KATHIE JORDAN DESIGN Pg 14

LEATHER BY MANN INTERIORS Pg 9

NEXT TIME AROUND Pg 53

SMITTY'S FINE FURNITURE Pg 55

THE ART OF HOME Pg 14

THE TIMELESS MATERIAL CO. Pg 51

WATERLOO MATTRESS Pg 8

HOME IMPROVEMENTS & HOME RENOVATIONS

IMAGINE YOUR HOME Pg 13

PIONEER CRAFTSMEN Pg 6

INTERIOR DECORATING & INTERIOR DESIGN

BEYOND THE STAGE HOMES Pg 41, 50

CARTER DESIGN Pg 15

JUST LIVE INTERIOR DESIGN Pg 41

SANDI LOREEN DUCLOS INTERIORS Pg 15

KITCHEN & BATH

SCHWEITZER'S PLUMBING CENTRE Pg 31

TIMBER BARN Pg 25

LANDSCAPE DESIGN, LANDSCAPING, LAWN & GARDEN

PARADISE POOLS & LANDSCAPING Pg 43

WRIGHT LANDSCAPE SERVICES Pg 43

LIGHTING

THE LIGHTING SHOPPE Pg 25

PAINTING & DECORATING

HEER'S PAINT & DECOR Pg 12

KATHIE JORDAN DESIGN Pg 14

PLUMBING

SCHWEITZER'S PLUMBING CENTRE Pg 31

POOLS, SAUNAS, SPAS & LEISURE

PARADISE POOLS & LANDSCAPING Pg 43

TERRY HOWALD POOLS Pg 45, 51

REAL ESTATE

CLIFF REGO TEAM - REMAX REAL ESTATE BROKERAGE Pg 56

COLDWELL BANKER - PETER BENNINGER BROKERAGE Pg 4

SERVICES

MERRY MAIDS Pg 35

WINDOW FASHIONS

BAUHAUS WINDOW COVERINGS & DRAPERIES Pg 19, 51

BLINDS ARE US Pg 25

WINDOWS & DOORS

BAVARIAN WINDOW WORKS Pg 7

GOLDEN WINDOWS Pg 13

TIMBER BARN Pg 25

Find Your Missing Piece



next time around

Next Time Around

Mid-High End Furniture & Decor
on Consignment
Over 10,000 sq. ft. of Showroom Space

Southworks Mall
64 Grand Ave. S. Cambridge, ON.
519.740.6398 (NEXT)
www.nexttimearound.ca



KARA'S GLASS

CUSTOM ARCHITECTURAL & ARTISTIC GLASS



EXQUISITE HOLIDAY GIFTS

519.570.7110

www.KARASTAINEDGLASS.ca

KARA@KARASTAINEDGLASS.CA

OUR HOMES is committed to ensuring the businesses above appear under the correct headings. To make a correction, or to have your business listed under more than one heading, please email tracie@ourhomesmagazine.com. To have your business listed in our Home Resource Directory, call 905.875.3509 or 905.699.0727 to advertise.

finishing touch

INK TRANSFER TRIVETS

Add some decorative interest to your table setting, while protecting your table at the same time. These pretty wood trivets are so easy to make and you can choose practically any image you'd like!



STORY AND PHOTOS TARA CHATTELL

MATERIALS

Milk Paint (optional)

Inkjet printer

Wax paper

Metal ruler

X-Acto knife

Self-healing cutting mat

Wood planks (we've used maple)

Credit or club card

Felt pads

A computer image of your choosing (we've used images from The Graphics Fairy). Visit ourhomes.ca/mag/trivets for image links.


How-To:

- Cut your wood into five-inch squares, or whatever size that's right for you. Sand wood squares until smooth and round off the sharp edges and corners.
- If you'd like to give your wood a paint wash, like we've done with ours, do so now and allow to dry overnight before transferring your image.
- Using your X-Acto knife, ruler and self-healing mat, measure and cut your wax paper to 8.5-inches-by-11-inches. The more precisely you cut your wax paper, the better the chance it will feed through your printer.
- Adjust your computer image to the appropriate size for your piece of wood. You'll also need to reverse the image before printing, so that it's facing the right way once transferred to the wood.
- Print your image onto the wax paper. If your wax paper has only one waxy side, be sure to load the paper correctly so that the image prints on that side. It may take a few attempts to get it to print properly, so it doesn't hurt to have a few extra pieces of cut wax paper.
- Acting quickly and carefully, place the wax paper, wet side down, onto your piece of wood. Be very careful not to let it move once it's touched the wood or it will smear. Take your card and run it over the wax paper. Carefully pull the wax paper off of the wood.
- Attach four felt pads in the corners, on the bottom side. Voilà! Your wood trivet is complete and ready to protect your table with style. **OH**

Note: We've chosen not to put a finish on our trivets. If you decide you'd like to add a finish, choose something that is not wax-based or it will transfer to the bottom of your hot pots and dishes. A natural oil finish may work best. Ask your local hardware store for advice on the best finish.



Your home is in *our store!*



Our interior decorators can transform the ordinary into *extraordinary!*

Smitty's
FineFurniture.com



SHARE THE LOVE



For the LOVE of
CANADIAN
FURNITURE

HANOVER SHOWROOM 170 3rd Street | 519-364-3800 | KITCHENER SHOWROOM 170 Gateway Park Dr. | 519-658-9313



Luxury at its finest...



AT THE HEIGHT OF URBAN LIVING



\$689,900 Revel in all the conveniences of condo living at its absolute best in this exclusive penthouse in the heart of Uptown Waterloo's RED condominium. Unparalleled luxury & comfort, in a location that provides access to all the city has to offer. 2 + den open concept layout w/ elevated ceiling heights w/ spectacular & unobstructed city-spanning views. Superior finishes thr/ out; engineered hrdwd, pot lights & 12x24' ceramics. Gourmet kit w/ extended cabinetry, valance lighting, granite, island w/ breakfast bar, glass backslash, SS app & gas service. Luxurious master boasting a walk-in closet & a spa-like ensuite w/ double vanity, glass shower. Stunning views from your private balcony. **MLS 1441704**

COURT LOCATION WITH AMAZING BACKYARD!



\$749,900 Gorgeous all brick home w/ 3600 sqft of luxurious living space. Extremely private pie shaped lot w/ mature greenery, perennial gardens & no rear neighbours! Grand foyer w/ travertine flooring & double door entrance leads to formal livrm w/ gas fireplace & dinrm w/ bay window. Chef quality kitchen has been recently renovated ('12) & features travertine, granite, 2 tiered bbar & dinette w/ French door to backyard. Main floor office, laundry & sunroom. Master bedroom features a sitting area w/ gas fireplace & 6 pc ensuite w/ French doors to 2nd storey balcony overlooking the expansive yard. Professional fin'd basement features recrm, games room, gym, 3 piece bath & storage room. **MLS*1495330**

CENTURY STONE HOME ON 18 ACRES!



\$849,900 Surrounded by Carolinian hardwood & apple trees! Completely renovated while still preserving the charm & character of a century home. Updates incl. roof ('07), new windows ('06), de-ironizer ('14), new well pump ('14), oil tank is less than 10 yrs old, & renovated baths & kitchen. Home feat. Original pine plank floors thr/ out, updated kitchen w/ granite counters, preserved original sink, SS appliances, & 2 wood burning stoves. Enjoy the scenic views from the in the 2400 sqft all glass sunroom w/ sliders to cedar deck. Upper level offers 4 spacious bdms, all w/ closets. Detached 800 sqft garage is heated & feat. 10x10 door - can park up to 6 cars. Property feat. 3 ponds & all the calming sounds of nature! **MLS*1494458**

THE ULTIMATE IN MODERN ELEGANCE



\$849,900 Located in exclusive Deer Ridge - 5000sq.ft of beautiful living space this former Builder's model boasts countless upgrades. Main floor w/ 10' ceilings & open concept layout. Kit w/ custom cabinetry, island w/ cook top, wine rack & SS hood range, granite, integrated app, valance lighting & dinette. Kit connects to the greatrm w/ coffered ceiling & stone fp. Formal dinrm & den. Master w/ spa-like ensuite w/ granite & Jacuzzi. Hrdwd & Travertine, pot lights, concealed wiring, sep entrance & radiant heated floors. Fin lower level w/ Recrm w/ 9' ceilings, wet bar, wine cellar, fp, sauna and large, & lg windows. Enjoy amount 1/4 acres of professionally landscaped grounds. **MLS*1444412**

SPECTACULAR BUILDER'S MODEL



\$949,900 Surducan Homes enjoys the well-deserved reputation of delivering excellence in the highest quality of homes this Region has ever seen. Every custom designed built home continues to provide home buyers w/ a consistently high level of design & superior European craftsmanship. Offering a combination of classic style w/ the latest innovations each home is a testament to luxurious modern living. Spectacular builder's model boasting countless upgrades: 9' ceilings, granite, hrdwd, classique colonial style interior doors, fin basement w/ recrm, wet bar, additional bdrm & bath. **MLS* 1444237**

MILLION DOLLAR VIEW ON 43 ACRES



\$1,070,000 Stunning views! Custom built home situated on top of a hill on 43 scenic acres. Located just 10 mins east of Cambridge & 15 minutes from Hamilton & Guelph. Hand scraped hrdwd, porcelain ceramic tile, pot lights, vaulted ceiling & bull nose corners & fabulous views from every rm. The chef quality kit features granite, soft close cabinets including pantry & all built in ss app. Luxurious main floor master w/ walk in closet & spa influenced ensuite w/ corner jet tub & separate glass shower & his/her separate vanities. Fin walk out basement w/ inlaw suite. Very private w/ perennial & rock gardens, patio & pond. **MLS*1494360**

SIMPLY ELEGANT CUSTOM HOME



\$1,080,000 Completely fin'd w/ sophistication & elegance. Gorgeous, 2 level spiral staircase is truly a piece of art which sits in the middle of this luxury home. Some of the many upgrades include 10 foot ceilings, handscraped hrdwd, crown moulding, infloor heating, solid wood doors, limestone fireplace, vaulted & coffered ceilings in great room & Juliet balcony off master bedroom. Gourmet Olympia kitchen features travertine, granite, built in chef quality appliances & centre island w/ breakfast bar. Master bedroom offers custom cabinets, his/ hers walk in closets & spa inspired ensuite w/ double sinks, glass shower & soaker tub - perfect for relaxing! Nicely landscaped backyard w/ 2 stamped concrete patios. Triple car garage w/ driveway for 6. **MLS*1434626**

A MODERN MASTERPIECE



\$3,295,000 Infused w/ sophistication & refinement this executive estate embodies a timeless quality of design & craftsmanship. Situated on a privileged court boasting over 7000sq.ft of exceptional finishes. Marble foyer, dinrm & den w/ coffered ceilings & f/p. The greatrm, deserving of its name, w/ high ceiling & floor to ceiling f/p. Kit w/ granite, gas stove, island, butler's pantry w/ sink & wine rack. Main floor master suite is the ideal sanctuary w/ f/p, 2 walk-in closets & an awe-inspired ensuite. Exquisite custom moulding, beautifully crafted ceilings, Travertine & Brazilian hrdwd. Upper level w/ 5 bdms w/ ensuites & walk-ins. Loft w/ private terrace w/ scenic trail views. Home theatre room & gym. Equally impressive grounds w/ lounge, wood f/p & 4 car garage. **MLS*1444420**



CLIFFREGO
TEAM.COM #1

Email: info@cliffregoteam.com
www.cliffregoteam.com

Cliff Rego, Broker

FOLLOW US ON



We sell 94% of the homes we have listed*** (industry average 56%**)

On average listings sell in 32 days*

#1 Team in the Waterloo Region for 2013***

200 Hespeler Road, Cambridge • 519.740.7222

720 Westmount Road E., Kitchener • 519.744.7223



Real Estate Centre Inc., Brokerage. 519.623.6200

Each Office Independently Owned and Operated

*2012 Cliff Rego Statistics • **2011 Statistics, Cambridge Real Estate Board
(for properties under \$500,000) • *** Re/max Statistics 2013