

SUMMER 2019

STYLE ■ COMFORT ■ IDEAS ■ REAL ESTATE

# ourhomes

WELLINGTON COUNTY ORANGEVILLE CALEDON

## Stonewell FARM

SISTER  
ACT 3

BUILDING ON  
*A STRONG*  
FOUNDATION

*Get growing!*

NAUTICAL  
GARDEN LIGHTS

CAMPFIRE  
COCKTAILS

OUTDOOR  
KITCHENS




We Create Homes.

*Restoring & Creating Heritage*




Personalized to Perfection EXCLUSIVELY AT DI PIETRA DESIGN


Now Offering Tile!



SEA PEARL




NERO COSMOS



WHITE MACAUBAS



WHITE ICE



ULTRA COMPACT



DI PIETRA DESIGN  
COUNTER TOPS

705.727.0096 | 672 Welham Rd - Barrie | [www.dpd360.com](http://www.dpd360.com)



New Construction | Additions | Renovations  
324 South River Rd RR2, Elora  
Email: [hoegyldg@golden.net](mailto:hoegyldg@golden.net) • 519-846-0163  
[www.hoegybuilding.ca](http://www.hoegybuilding.ca)





Reaching your optimum potential is as simple as **ABC...**

Fitness **A**chievers



TRUE Cardiovascular



DKN G-Force



BODYCRAFT Strength

Health **B**oosters



LEGGE Sauna Cleanse



SOFTUB Therapy



INTELLibed Sleep

Youthful **C**atalysts



DREAMWAVE Massage



TEETER Oscillation Tables



PERFECT Oscillation Chairs



LeggeFitness.com  
1-800-695-7338 • info@leggefitness.com

The **Original** Fitness and Wellness Store



here  
to  
help.



**andra arnold**

sales representative | andraarnold.com | 519.821.3600



35 MANRESA COURT, GUELPH

Tranquility and privacy ensconced in an executive neighbourhood. A home like no other, this Georgian-style jewel is discreetly positioned on a quiet cul-de-sac backing onto protected conservation land; just minutes from the amenities of the burgeoning city of Guelph. Swim and relax year-round in the self-cleaning, 800 square-foot by 8-ft deep indoor pool, with 8-ft octagonal spa, and gym area - all situated in a designated wing with soaring 20 foot ceilings. Custom-built for a lottery winner, the 9700+ square feet of luxury living space has ample room to entertain and accommodate a large single family, extended family or staff.



25 MANOR PARK CRESCENT, GUELPH

Exquisite, spectacular, luxurious, majestic; these are just a few words that come to mind and I still don't think they do this unbelievable residence justice. Originally built in 1857 and a part of Guelph history, completely rebuilt from the stone inn; this 3000 square foot apartment style condo is beyond extravagant. From the Italian marble floors and counters, Sherle Wagner fixtures, walnut hardwood and french doors on almost every window. This custom designed kitchen pales to none and sprawls floor to ceiling. Every detail was considered including the appliances which are all Thermador, make this kitchen not only a dream to be in but amazing to work in. The master suite features double walk in closets, a regal fireplace and a luxury ensuite that just needs to be seen to be appreciated.



local.  
quality.  
custom.



105 Queen St. W., Fergus • 519.787.7498 • Retail Hours: ONLY Saturday & Sunday 10:00 - 5:00  
202 Main St. W., Listowel • 519.291.5987 • Retail Hours: Wednesday, Thursday, Saturday 9:00 - 6:00, Friday 9:00 - 8:00

guelphcustomhomes.ca  
dan@danclaytonhomes.ca  
519.830.3797







## Live in the Centre of it All! Starting From the Low **300s**

Introducing South Hill in Guelph, built by Thomasfield Homes. This 8 storey, 88 unit building features beautiful floorplans, an expansive outdoor terrace overlooking the city with an outdoor BBQ and kitchen, fitness centre and indoor party room/lounge.

Best of all, live in the centre of it all. Walking distance to over 27 restaurants and cafes, 6 grocery & food stores, a movie theatre, and many other amenities!

Plans start at 619 sq. ft. to over 1,367 sq. ft with 1 bed and 2 bed (and + den options).

**WWW.THOMASFIELD.COM**



**SUTCLIFFE KITCHENS**  
AND RENOVATIONS

Experience the personal service & attention to detail that are the hallmarks of a Sutcliffe Kitchen.



**CELEBRATING 10 YEARS**

519.827.1111 | [sutcliffekitchens.ca](http://sutcliffekitchens.ca) | 930 Woodlawn Rd W, Guelph





**ROYAL CITY REALTY**  
BROKERAGE  
royalcity.com

# Home is...

going outside for dinner

Unlock Your Future at **RoyalCity.com**

CANADA'S  
REAL ESTATE COMPANY



FERGUS, ON 519-843-1365 | GORDON ST, GUELPH 519-824-9050  
SPEEDVALE AVE, GUELPH 519-821-6191 | ROCKWOOD, ON 519-856-9922

PERSONAL  
PROFESSIONAL  
PROGRESSIVE  
Real Estate  
Services

**UNITED  
LUMBER**

**Home**  
hardware  
building centre

**UNITED  
TRUSS**



**Discover The Experience**  
Making the experience of building  
the custom home or cottage of your  
dreams easy, affordable, and enjoyable.

**The Home You Always Wanted, The Way You Want It.**

**[www.unitedlumber.ca](http://www.unitedlumber.ca)**

Barrie  
**705.726.8132**  
520 Bayfield St. N.

Bolton  
**905.857.6970**  
12833 Hwy 50 S.

Georgetown  
**905.873.8007**  
333 Guelph St.

United Truss – Innisfil  
**705.436.3425**  
3325 Thomas St.

## Building your Dreams... one bucket at a time.

*Best-in-class loader lift capacity*  
*Best-in-class 3-point lift capacity*



**Mahindra**  
Rise.



**STOLTZ**  
SALES & SERVICE

Listowel • Elmira • Mildmay

Listowel • 1-800-665-2151  
Elmira • 1-800-665-1561  
Mildmay • 1-800-829-2672

**[www.stoltzsales.com](http://www.stoltzsales.com)**








# FINAL PHASE

## FULLY DETACHED LOTS



For those seeking a tranquil yet active lifestyle, Collingwood is the perfect choice. Its location on the shores of Nottawasaga Bay gives residents easy access to a huge array of sports and recreational pursuits. Along with excellent dining and shopping establishments and a vibrant business climate, there is truly something for everyone here.



**MOUNTAINCREST**

Every Grandview home comes complete with quality features and finishes, such as 9' Ceilings, Garden Doors, Landscaping Package, California Textured Ceilings, Gas Fireplaces, Deluxe Oak Staircases and Stainless Steel Hood Fans.

Don't miss your chance to live in a Grandview Homes community.

**BONUS PACKAGE**  
**HARDWOOD In Great Room**  
**+ CENTRAL AIR CONDITIONING\***



We are kitchen obsessed!  
[paragonkitchens.com](http://paragonkitchens.com)



GRANDVIEW  
HOMES

**WWW.GRANDVIEWHOMESNORTH.COM**

For more information, call 1-866-775-0333 or email: [mountaincrestcollingwood@gmail.com](mailto:mountaincrestcollingwood@gmail.com)  
Visit our Model Home at the corner of Poplar Sideroad and Clark, just east of High St. in Collingwood.

\*Bonus Package available for a limited time only and only valid with the purchase of a MountainCrest home. No substitutions or credits. Speak to a Sales Representative for details. Specifications subject to change without notice. E.&O.E.





# LIGHTING FOR BEAUTY, SAFETY & SECURITY



LANDSCAPE LIGHTING  
Durable Solutions for Breathtaking Outdoor Environments

OUTDOOR AUDIO  
Quality Outdoor Audio for Enjoyment throughout the Year



Simplifying our clients' technology needs for over 30 years.




Home Theatre Design & Installation  
Home Control & Monitoring from your Smart Phone  
Pre-Wire New & Existing Homes – Residential & Commercial Projects  
Motorized Shades – Lighting Control & Outdoor Landscape Lighting

1.800.461.0122 - StationEarth.com

Custom design and precision control - of your home.



IN-HOME CONSULTATIONS • PROFESSIONAL INSTALLATION  
INTERIOR DESIGN • EXPERT KNOWLEDGE & ADVICE



83 WELLINGTON STREET SOUTH, DRAYTON • 519.638.5112

WWW.MAPLETONFW.COM





Tile | Carpet | Flooring | Paint & More

*Fabulous flooring solutions for the most demanding conditions!*



Porcelain Stone Carpet Area Rugs Hardwood Laminate Luxury Vinyl Tiles

Arthur | 519-848-2883 | 157 George St  
Fergus | 226-383-2883 | 199 St Andrew St. West



www.coverupsflooring.ca




Spend some time with *The Plumber's Wife*

238 George St, Arthur ~ 226.443.4300 ~ NEW: theplumberswife.ca




kitchen sinks and faucets • glass shower enclosures • bathroom fixtures • vanities • wall décor • bath and kitchen accessories



Rockhaven Homes

THIS HOME NOW AVAILABLE FOR SALE!  
MLS # 30728620



“ The Rockhaven process was very informative and they were very honest. From day one we knew Rockhaven was who we trusted to build our home.

Excellent communication from the Rockhaven team made a potentially stressful process a fun and exciting time in our lives. ”

CUSTOM ~ CREATIVE ~ CARING

Come visit us at [www.RockhavenHomes.ca](http://www.RockhavenHomes.ca)

📍 Orangeville: 519-453-6664 📍 Georgetown: 905-873-1582 ✉ [Build@RockhavenHomes.ca](mailto:Build@RockhavenHomes.ca)

Custom residence in Georgetown.



MAKING A SIGNIFICANT INVESTMENT  
IN NEW WINDOWS OR DOORS?



*Trust Hartmann Windows & Doors*

Each Project Owner-Supervised from Concept to Completion  
Customized Experience • Superior Workmanship  
Trusted Suppliers • Exemplary After-Sales Service



**519.824.0181**  
hartmannwindowsanddoors.com  
AFFORDABLE • RELIABLE • PROFESSIONAL  
*Reputation Built on Trust!*

**ourhomes**  
WELLINGTON COUNTY ORANGEVILLE CALEDON  
STYLE • COMFORT • IDEAS • REAL ESTATE

**REGIONAL PUBLISHERS** Jamie Jefferson  
Georgette McCulloch  
**REGIONAL MANAGING EDITOR** Merrilyn Patterson  
**REGIONAL PRODUCTION MANAGER** Tracy Shuttleworth  
**MARKETING & ADVERTISING** Avis McFarlane, 519.787.0133  
avis.mcfarlane@ourhomes.ca  
Glenda Wiedeman, 705.446.4997  
glenda.wiedeman@ourhomes.ca  
Pam Gummerson, 519.217.8717  
pam.gummerson@ourhomes.ca  
Merrilyn Patterson, 519.994.4499  
merrilyn.patterson@ourhomes.ca

REACH US EASILY: [firstname.lastname@ourhomes.ca](mailto:firstname.lastname@ourhomes.ca)

OUR HOMES is a registered trademark of OUR HOMES MEDIA GROUP INC.  
OUR HOMES Wellington County Orangeville Caledon is published four times a year.  
OUR HOMES is distributed to residents of Wellington County, Orangeville and Caledon via direct mail. Copies of OUR HOMES are available for free pick up at high traffic locations throughout the region. OUR HOMES is distributed throughout select B&Bs and hotels, and to select business leaders via direct mail.

Please send all letters and/or feedback to OUR HOMES Magazine,  
25 Elgin St., Collingwood, ON Canada L9Y 3L6. Or email us at [editor@ourhomes.ca](mailto:editor@ourhomes.ca).  
All letters received are subject to editing for grammar and length.

#### OUR HOMES MEDIA GROUP INC:

##### EDITORIAL

**EDITOR-IN-CHIEF** Georgette McCulloch

**ASSOCIATE & WEB EDITOR**  
Laurel Fortin

**MANAGING EDITORS**  
Nancy Belgue, Walter Franczyk,  
Mary Hatt, Cheryl Long, Gina Makkar,  
Sara Martin, Tiffany Mayer,  
Georgette McCulloch, Melissa North,  
Merrilyn Patterson, Heather Wright

##### ART

**ACTING ART DIRECTOR**  
Robynne Sangiuliano

**ASSOCIATE ART DIRECTORS**  
Sheila Britton, Michelle Losier

**DIRECTOR OF PHOTOGRAPHY**  
Jason Hartog

##### PRODUCTION

**PRODUCTION DIRECTOR** Lynn Derrick

**PRODUCTION MANAGERS**  
Julia Dempsey, Kelly Donaldson,  
Marilyn Reid, Tracy Shuttleworth

##### OPERATIONS

**MANAGING DIRECTOR, SALES & MARKETING**  
Jamie Jefferson  
[jamie.jefferson@ourhomes.ca](mailto:jamie.jefferson@ourhomes.ca)

**MANAGING DIRECTOR, OPERATIONS**  
Georgette McCulloch

**ACCOUNT EXECUTIVE** Lisa Ormsby

**REGIONAL ACCOUNT EXECUTIVE** Suzanne Strong

**BUSINESS DEVELOPMENT** Kelly Craig

**ACCOUNTING** Tyler Annette

**ACCOUNTS RECEIVABLE** Cindie Tonon

##### CONTRIBUTORS

Neso Basara, Sheila Britton, Tara Chattell, Kathleen Duncan,  
Bonnie Fox, Jason Hartog, Sara Martin, Sandy MacKay, Dawn McConnell,  
Georgette McCulloch, Jenelle McCulloch, Merrilyn Patterson,  
Dolores Pian, Melanie Rekola, Kristin Schnelten

**Advertisements and the content**, including photos, of advertisements published within OUR HOMES magazine are supplied solely by the advertiser and neither the publisher nor OUR HOMES Media Group Inc. accept responsibility for opinions expressed in advertisements or for copyright issues with regards to photos, advertising copy and advertisements, nor shall they be held liable thereby. By act of reading this publication, all advertisers and readers agree to indemnify and hold harmless both OUR HOMES Media Group Inc., and the publisher thereby. Copyright ©2019 OUR HOMES Media Group Inc. All rights reserved. Reproduction without permission is prohibited.

##### OUR HOMES CAN BE FOUND IN THE FOLLOWING MARKETS:

• Barrie/Orillia/Midland • Grey Bruce • Hamilton • London • Muskoka  
• Niagara • Oakville/Burlington/Mississauga • Ottawa • Peterborough  
• Southern Georgian Bay • Toronto & York Region • Region of Waterloo  
• Wellington County/Orangeville/Caledon • Windsor



**CUSTOM DESIGN CENTRE**

**Providing Quality Furniture in Your Community for Over 70 Years!**

**FREE IN-HOME DESIGN PROGRAM!**



**COME VISIT OUR DECOR REST SHOWROOM & CHOOSE FROM HUNDREDS OF LEATHERS & FABRICS TO CUSTOMIZE YOUR PERFECT STYLE.**



**THIS AREA'S ONLY PALLISER CUSTOM STUDIO...YOU DESIGN IT & THEY CUSTOM BUILD IT HERE IN CANADA.**



519.822.1251 | 259 Woodlawn Rd., West, Guelph  
[www.originalhomefurniture.com](http://www.originalhomefurniture.com)





## THE PERFECT PIECE

home store

making your house a home, one piece at a time



home store specializing in trendy  
& fresh home decor pieces

226.622.2503

mon & tues: 10 am - 5 pm | wed: closed  
thurs & fri: 10 am - 5 pm | sat: 10 am - 4 pm  
sun: closed

55 Elora St. S, Harriston

## editor's note



SUMMER IN  
WELLINGTON  
AND DUFFERIN  
COUNTIES is

where the rest of the  
world comes to play.

Elora, with its scenic  
downtown, Elora Mill,  
and beautiful gorge, is  
a huge draw for local

visitors and beckons many from afar. Hikers and bikers flood to the Bruce Trail that moves through Orangeville and all of our small towns in between are a daytripper's paradise. The Grand River is a world destination for avid fly fishers.

When not hiking, biking and enjoying the fabulous eateries in the area, you can take in a live music concert just about any day of the week. And the festivals! Fergus is the home of the Scottish Festival and Highland Games. Guelph hosts Hillside Festival and Elora boasts two major music festivals with Riverfest and, this year, celebrating its 40th Anniversary, the Elora Festival.

For all of us, this represents summer at home. How lucky are we?

We're also blessed with a plethora of beautiful homes – each with its own unique style of architecture and design. We focus on three spectacular homes this issue. We start with a follow-up from Sister Act 1 and 2 that we ran in last year's Fall issue. Sara Kaune, the third sister in the family, has come forward with her own renovation revelation.

Then we showcase a heritage home in Guelph, renovated by Centrix Building Co. and transformed into a contemporary haven for its downtown dwellers.

And finally a city girl realizes her dream to live in a stone house in the country. She feeds her passion for design, decorating, planting, rock hunting and beekeeping at Stonewell Farm in Erin.

Summer comes to OUR HOMES with the Spotlight on LittleTree Garden Market and help for your summer project is at hand if you call on the local experts you'll find in People.

Get outside! Enjoy all the wonderful things our neighbourhood has to offer, and when you come home, please spend time with OUR HOMES.

Merrilyn Patterson

Merrilyn Patterson, Managing Editor  
merrilyn.patterson@ourhomes.ca

Follow us    Subscriptions [subscribe@ourhomes.ca](mailto:subscribe@ourhomes.ca)

online Get more at [ourhomes.ca](http://ourhomes.ca)

# SAVE THE DATE

4th Annual Garden Party

hosted by

**Kitras Art Glass Inc.**  
CANADA'S LARGEST HOT GLASS STUDIO

**Join us on JUNE 22nd**

LIVE GLASSBLOWING DEMOS  
SHOP FROM OUR GARDENS  
SHOP THE SHOWROOM  
WIN PRODUCTS  
\$5 BBQ

Discover more info at  
[facebook.com/KitrasArtGlassInc](https://facebook.com/KitrasArtGlassInc).

## RAIN OR SHINE

530 Dickson Dr.  
Fergus, Ontario  
1-800-439-6393  
**KITRAS.COM**





# CONTENTS

## SUMMER 2019



104



62



36

### ON THE COVER

Century stone farmhouse meets contemporary design at Stonewell Farm. Story, page 36. Photography by Jason Hartog.



56



24

### LOCAL FEATURES

- 24 Style Picks** Shop our stylish and sassy product picks for fun summer décor.
- 36 Feature Home** A design savvy homeowner transforms a century stone farmhouse.
- 56 Spotlight** Get your garden growing at LittleTree Garden Market.
- 62 Home & Builder** A daunting downtown Guelph renovation ends in success.
- 72 People** Local business owners share expert advice and fun facts.
- 86 Feature Home** The third sister with great design genes reveals her own stylish reno.

### DEPARTMENTS

- 18 Editor's Note**
- 22 Advice** Outdoor Kitchens
- 28 Cooking At Home** Very Berry Pavlova
- 30 Projects** Nautical Lightposts
- 32 Gardening** Perfect Garden Hedge
- 48 Design Ideas** Look At That Ceiling!
- 50 Green Living** Cool Ways To Save Energy
- 52 Real Estate** Must-Haves For Homebuyers
- 58 Outdoor Living** Raised Garden Beds
- 60 Double Take** Fantastic Foyer
- 84 Crafty Ideas** Carry Your Cutlery
- 96 Real Estate** Finance Your Custom Build
- 104 Crafty Ideas** Summer Fun With Flowers
- 106 Home Resource Directory**
- 108 Good Taste** Campfire Cocktail
- 110 Finishing Touch** Beautiful Hardscapes

## Jacob's Woodworking

Making your ideas reality since 1992



### CUSTOM KITCHENS

Specializing in Traditional Face Framed Cabinetry



### CUSTOM CABINETS & PROJECT MANAGEMENT

We handle all the details - countertops, plumbing, electrical, backsplashes, & flooring!

Rockwood, ON  
519.856.0256  
info@jacobswoodworking.ca  
www.jacobswoodworking.ca



Working  
for You!



Looking to Buy or Sell?  
Looking for a hands-on Realtor?  
Look no further, **Angela Berriman**, a Realtor®  
with passion and care is *Working for You!*



**RE/MAX** REAL ESTATE CENTRE  
INC. BROKERAGE  
INDEPENDENTLY OWNED AND OPERATED

Direct: 519.993.1913 • Office: 519.787.0203  
AngelaBerriman.realtor • Angela@angelaberriman.realtor

## FREE COMPARATIVE MARKET ANALYSIS

The CMA is a careful analysis of how your home compares  
to properties recently sold and currently listed in your area.

Call Angela 519.993.1913  
Expires August 31/19

## FREE HOME STAGING CONSULTATION

List your home with Angela and receive a 1.5 hour home staging  
consultation FREE! **\$150 Value.**

Call Angela 519.993.1913  
Expires August 31/19



advice



## The Ultimate OUTDOOR KITCHEN

Interior Designer **Dolores Pian** shares her ideas.

Our summers may be short, but from March through July and on to November, cooking outdoors allows us to share our food experiences with family and friends while we extend our outdoor play time. More and more people are choosing to invest in their homes and backyards rather than vacation elsewhere.

**Before planning and spending on an outdoor kitchen, ask yourself some simple questions:**

- How much time do I want to devote to maintenance? Knowing this will save you a lot of grief and disappointment.
- What's critical-to-have, must-have and nice-to-have?

### Critical to Know


- Safety first. Make sure you meet your region's building and fire codes. There's a difference between a code for building a house and a code for preventing open flames in and near a building. They are two different things.
- Protect combustible materials.

### Choosing Cabinets and Materials

Cabinets and counters need to be corrosion and weather resistant, low maintenance and made with stable materials. All materials expand and contract with temperature change and moisture. Sun fades colours, and natural materials break down over time. There are three types of cabinetry-based kitchens for outdoor use: HDPE/Polymer, wood and stainless steel.

**Polymer:** Waterproof, sun safe, available in a variety of solid colours, lower maintenance, plastic, variable durability.

**Wood:** Flexible design, requires some maintenance, most affordable, not fire resistant.



**Stainless Steel:** Heat and fire resistant, non-corrosive, easy to clean, available in powder-coated colours.

### Things to Consider

**Appearance:** What do I want to see when I look at my outdoor kitchen? Choose your landscaping and furniture for that perfect outdoor style.

**Clean-Up:** Install a sink with water. You may not want to use your indoor kitchen to clean greasy, sooty stuff. Plan ahead for plumbing.

**Heating and Electrical:** Layer your heat sources. Consider heat lamps, fire pits or a built-in infrared heater. Make sure you put in multiple electrical outlets that meet code. Plan ahead for electrical.

**Shade:** Create shade from the sun and protection from the rain with pergolas, retractable patio covers or tents.

**Stay Cool:** Cool yourself off with fans, misters or rugs to shield you from the hot floor and use light-coloured furniture.

**Layout and Seating:** Transition your rooms with removable screens, doors and walls. Offer a variety of seating – low Muskoka chairs, chaise loungers, stools and benches.

**Storage Space:** The ultimate amenity. Think of what else may need to be stored – equipment, furniture, sports and hobbies. You don't want to run back and forth from the house or garage, to the outdoor living area.

### Small Spaces – Condo Balconies and Terraces

Electric grills make outdoor eating possible despite strict fire and safety codes. Brown Jordan has fully assembled kitchens for terraces, to be lifted by a crane, or custom units transported by a service elevator.

### Nice to Have and Trending

- Specialty right-sized appliances replacing mammoth barbecue grills. These can include: Argentinian grills, smokers, side burners, pizza ovens, fridges, dishwashers, beer on tap, espresso machines, ice makers and Kamado-style grills.
- Lighting schemes, televisions and sound systems. Treat this space like another room of the house.

### Value to Your Home


Outdoor kitchens seem to be replacing the pool as an add-on feature. It increases your competitive edge when selling because people will imagine themselves having great times in their new backyard.

Good design blurs the lines between the indoors and the outdoors. In what creative ways have you designed your very own private outdoor oasis? **OH**

# Kitchen Revival Don't Replace, Revive!

Call Phil at:  
**519.831.0539**

Call or Email Us for a FREE Estimate:  
kitchenrevivalguelph@gmail.com



**FREE Vanity Revival  
with a Kitchen Revival\***



### Client Testimonial

"We checked two references and after seeing their kitchens, were more than impressed with the superior quality of work by Kitchen Revival. We had no hesitancy asking them to do our kitchen and couldn't be happier with the results. It's like having a new kitchen! We wanted to paint rather than replace the kitchen doors but were concerned about the oak grain showing through white. We didn't need to worry, the effect is beautiful! We highly recommend Phil and Kitchen Revival!"

**Eco-Friendly Kitchen Restoration  
Spray Finished Doors  
Backsplashes & Quartz Countertops**

*\*some conditions apply*

[www.KITCHENREVIVALGUELPH.ca](http://www.KITCHENREVIVALGUELPH.ca)



# Sultry SUMMER STYLE

Choose from these beautiful products to amp up your summer style.

PHOTOGRAPHY **NESO BASARA**



1



2



3

## 1 THE ENSUITE BATH & KITCHEN SHOWROOM

### Faucet

The Brizo Levoir lavatory faucet in luxe gold adds sophistication and that wow factor to any bathroom design.

65 Dawson Rd., Guelph  
519.837.3387 | [ensuiteontario.com/guelph](http://ensuiteontario.com/guelph)

## 2 MEADOWVILLE GARDEN CENTRE INC.

### Crane

This graceful white-and-grey metal crane with textured feathers will add a touch of nature and whimsy to your backyard landscape or pond setting.

7767 Wellington Rd. 124, Guelph  
519.822.0840 | [meadowvillegardencentre.com](http://meadowvillegardencentre.com)

## 3 THE WEATHERVANE

### Coir Mat

This coconut-fibre mat is durable. Hand-painted in a cheery bee motif with colourfast non-toxic dyes, it's all natural and biodegradable.

74 Main St., Erin  
519.833.2596 | [theweathervane.ca](http://theweathervane.ca)

## 4 HOMEBASICS

### Cabinet

With its distressed vintage paint finish, fluted details and French provincial mouldings, the exquisite Mirimyn cabinet will grace your space in a practical way.

199 St. Patrick St. W., Fergus  
519.843.2757 | [homebasicsinc.com](http://homebasicsinc.com)

## 5 KITRAS ART GLASS

### Glass Vase

Bring summer indoors with this fresh round vase. Hand blown in Fergus using age-old traditions. Perfect for a single flower or sprig of greenery.

530 Dickson Dr., Fergus  
519.843.2480 | [kitras.ca](http://kitras.ca)

## 6 UNITED LUMBER HOME HARDWARE CENTRE

### Basket Chair

This beautifully designed double-hanging basket chair will bring style, elegance and a feeling of warmth to your home and room setting. Suitable for indoor or outdoor use.

12833 Hwy. 50 S., Bolton  
905.857.6970 | [unitedlumber.ca](http://unitedlumber.ca)



4




5



6

Continued on page 26





7



8



9

**7 COVER-UPS CARPET AND FLOORING**

**Carpet**  
Kick your décor up a notch with a fabulous wool or sisal carpet – a natural and sustainable choice. Available in several attractive patterns and colours.

199 St. Andrew St. W., Fergus | 226.383.2883  
157 George St., Arthur | 519.848.2883  
coverupsflooring.ca

**8 D&D POOLS AND SPAS**



**Gas Grill**  
The Weber Summit S-670 has a built-in rotisserie system that makes rotisserie grilling convenient, easy and fun! Add a touch of smoke to any dish with the built-in smoker box.

78 First St., Orangeville  
519.942.8113 | d-dpools.com


**9 LOG FURNITURE AND MORE**

**Gossip Bench**  
Great for sitting and chatting with a friend, this sturdy cedar bench offers two comfortable seats joined together with a handy table, which is just right for a drink and a snack.

800.557.0985 | logfurnitureandmore.ca OH



**THE STONEHOUSE**  
OF CAMPBELLVILLE  
*Antique Stained Glass Windows*  
Open Every Day 9am-5pm  
8565 Guelph Line, Campbellville, ON | 905.854.2152  
[www.thestonehouse.ca](http://www.thestonehouse.ca)



**ORANGEVILLE BUILDING SUPPLIES STORE**



Our major products are: landscaping, drywall, masonry and lumber. We have natural stone products and aggregates for all your outdoor needs. Locally Owned & Operated.



519.942.3900 | [www.orangevillebuildingsupply.ca](http://www.orangevillebuildingsupply.ca)  
205164 CTY RD 109, East Garafraxa ON L9W 7M4



*Bee Happy!*  
[www.theweathervane.ca](http://www.theweathervane.ca)  
74 MAIN ST., ERIN 519.833.2596

*Enhance Your Exterior Décor & Comfort with*  
**SHADE PLUS**  
Awnings • Patio Covers • Drop Shades • Railings



**SHADE PLUS**  
519-846-2509

We offer many options for shade including patio covers & enclosures so you can enjoy your outdoor living space. We install top quality retractable awnings which you can add a motor, wind sensor or drop shade. We offer a lifetime warranty on all installations.

[www.shadeplus.ca](http://www.shadeplus.ca)



# PAVLOVA

with citrus curd

THIS MERINGUE-BASED DESSERT IS CRISPY ON THE OUTSIDE AND SOFTER INSIDE. CITRUS JUICE AND BERRIES MAKE IT SUMMER FRESH.

RECIPE AND PHOTOGRAPHY  
JENELLE MCCULLOCH

## Pavlova

### INGREDIENTS

- 4 egg whites
- Pinch of salt
- ¼ cup cold water
- 1-¼ cups sugar
- 1 tsp vanilla extract
- 1 tsp vinegar
- 1 Tbsp + 1 tsp cornstarch

### DIRECTIONS

Preheat oven to 300°F. Line a baking sheet with parchment paper. Draw a six-inch circle in the centre on the side of the parchment that will face down. This will be your guide when you shape the pavlova.

Combine egg whites and salt in a stand mixer and beat on medium-high until stiff peaks are formed. Be careful not to over-whip the egg whites at this stage. The egg whites will be thick and foamy and a peak will

form when the beater is lifted out of the egg. Turn the mixer to low and slowly add the water and then the sugar. Turn the mixer back up to medium-high and beat until stiff peaks are again formed. The eggs will be thick and glossy. Remove bowl from mixer and fold in vanilla, vinegar and cornstarch.

Pile the meringue onto the circle on the baking sheet. With a spatula, smooth edges and top of the pavlova so it almost forms a dome. If preferred, create ridges in the side of the pavlova by swiping the sides in an upward motion.

Bake the pavlova for 30 minutes. Do not open oven! Turn oven down to 275°F and bake for another 45 minutes. Let cool completely in the oven for an hour or overnight. It is normal for the pavlova to crack and the centre to sink in.

Remove from oven when cool.

## Citrus Curd

### INGREDIENTS

- 4 egg yolks
- ¼ cup citrus juice of choice (lemon, blood orange, etc.)
- 1 tsp citrus zest
- ⅓ cup sugar
- 3 Tbsp unsalted butter

### DIRECTIONS

Combine all ingredients in a double boiler and heat on medium-high, stirring continuously until mixture thickens and coats the back of a spoon. Strain curd through a fine mesh sieve into a bowl. Cover the top of the curd with plastic wrap directly on the curd and chill until cooled.

### GARNISHES

- Fresh whipped cream
- Berries
- Mint
- Powdered sugar

### ASSEMBLE PAVLOVA

Assemble shortly before serving. Fill the centre of the pavlova with curd, whipped cream and berries. Garnish with mint and powdered sugar. **OH**

online Get more recipes at [ourhomes.ca/mag/cook](http://ourhomes.ca/mag/cook)



Pavlova is named after Russian ballerina Anna Pavlova.



## Grand Gourmet

KITCHENWARE & BEYOND






**Emile Henry**  
FRANCE

EMILE PIECES CAN BE PLACED SAFELY ON THE GRILL!

42 Mill St W  
Elora, ON  
519.846.5771



## WR Designs

The Flower Co.  
519.843.7161

Proudly Serving  
Fergus, Elora & Centre  
Wellington.  
Open Monday 9-4  
Tuesday - Friday 9-5  
Saturday 9-4  
Closed Sunday  
*And Yes, We Deliver!*

228 St. Andrew Street West • Fergus ON N1M 1N7

## PLATINUM NATURAL

# STONE

EXCAVATION • WALLS • PONDS

## 705.816.1779

WWW.PLATINUMNATURALSTONE.COM

## LEWIS UPHOLSTERY

Family Business for 45 Years




- Wheelchair Accessible
- Senior Discount
- Non Smoking Environment
- Residential
- Commercial
- Recreational





519.821.8927 • 800 York Rd. Guelph, ON  
[www.lewisupholstery.ca](http://www.lewisupholstery.ca) • [www.lewisupholsteryguelph.com](http://www.lewisupholsteryguelph.com)  
[lewiskeith814@gmail.com](mailto:lewiskeith814@gmail.com)

Pride in Workmanship




We have been in business in Guelph since 1972.  
Visit our showroom 80 Regal Rd. Unit 12,  
Proudly serving Surrounding area...






BEFORE



Custom Stairs  
Railing Design  
New Stairs & Refaces



## 519-837-2911

[stairrite@yahoo.ca](mailto:stairrite@yahoo.ca) • [www.stairrite.com](http://www.stairrite.com)



PROJECT **DAWN MCCONNELL**  
PHOTOGRAPHY **TARA CHATTELL**

# Nautical LIGHT POSTS

Light up the summer night with easy-to-make solar light posts. Store-bought solar lights, commonly used on pathways or flower beds, become task lights in a cluster. Use on the deck, around the pool or at the lake.

## DIRECTIONS

- 1 Cut post into three lengths measuring 38, 32 and 26 inches each. Your lumber yard can make cuts for a small charge.
- 2 Using a drill paddle, drill a hole 2-inches deep in the top centre of each post for the solar light stem.



## MATERIALS

- 1 6x6-inch post, 8-foot length
- 3 Solar lights with stems
- 4 L brackets
- 2 Flat brackets
- 24 1-½-inch woodscrews
- 15 feet of rope (pick your desired thickness)
- 1-¼-inch finishing nails
- Paint or whitewash

## TOOLS

- Saw
- Drill
- Drill paddle (of the same diameter size as the light stem)
- Screwdriver
- Finishing nails
- Hammer
- Paintbrush or roller

- 3 Paint posts and let dry thoroughly.
- 4 Arrange and attach posts together with brackets and screws – L brackets for inside corners, flat brackets on the back side.
- 5 Attach rope around the middle of the post bundle. Tuck ends in behind wrapped rope and nail end in place. Using finishing nails, tack rope into post in random areas to hold in place.
- 6 Cut solar light stems to 2 inches or desired length. Insert light stems in posts, attach solar lights to stems. Enjoy. **OH**

Bringing the cottage environment home.

NATURALIZED DESIGNS INSPIRED BY NATURE  
**519-760-9436 | 905-484-9436**  
info@urbancottagelandscapes.com • www.urbancottagelandscapes.com

WINDING CURVES INSTEAD OF STRAIGHT LINES  
NATURAL STONE PATHWAYS AND PATIOS  
PONDS AND TRICKLING WATERFALLS

**GUELPH'S LARGEST FULL-SERVICE  
Garden Centre & Greenhouses**

For 31 years, Meadowville Garden Centre has provided Guelph & Wellington County with the best selection of annuals, perennials, trees, shrubs, bulk gardening supplies & even a flower shop - all under one roof.

**519.822.0840**  
www.meadowvillegardencentre.com  
Mon to Sat: 8am - 8pm | Sun: 9am - 6pm  
7767 Wellington Rd 124, Guelph

**CATE & CO  
VINTAGE BOUTIQUE**

Cate & Co is a retail boutique offering a wide variety of vintage & vintage inspired giftware, recreated furniture, and repurposed items. We also have a gorgeous DIY Fusion Mineral Paint line, local artisan wares, workshops, and yummy gourmet foods.

289.458.0270 | 39 Main St North, Campbellville, ON  
info@cateandcodesigns.com | www.cateandcodesigns.com

**ArborRite  
TREE CARE**

Efficient and professional, ArborRite Tree Care is Centre Wellington's source for all things tree. We specialize in tree removals, pruning, cabling, bracing, and tree planting. Contact us today for a free no obligation quote.

**519.993.3340**  
ArborRiteTree@gmail.com | ArborRitetreecare.com



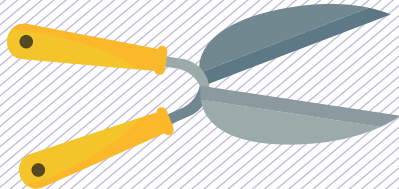
STORY **MELANIE REKOLA**



# hedge

## YOUR INVESTMENT

Clipped and formal hedgerows have charmed society for centuries. Used to create living privacy walls, boundaries and attractive garden borders, hedges have many practical uses and also add value to any property.



The use of hedges dates back to 4000 BC in ancient Egypt where the first boxwoods were clipped for ornamental purposes. Amazingly, this style has some serious staying power as they are still being used present day. As mentioned, hedges can serve multiple purposes: they can conceal unsightly views, create privacy from nosy neighbours and significantly cut down on noise pollution. Hedging can make a patio space warm and cosy by acting as a windbreak and it can cut down on snow accumulation by acting as a snow fence. It can delineate property lines and formalize gardens that contain more unruly plant life by creating a tidy edge.

Hedges can be planted in a range of types and sizes depending on the required result. Select the plant that meets your needs.

**THYME:** One of the shortest hedge plants available and sometimes called edges instead of hedges, these borders look especially smart in formal herb gardens when acting as dividing lines between other, wilder looking herb species.

**BOXWOOD:** The “little black dress” of the garden world (meaning everyone should have one), boxwood is the perfect small to medium size hedge. Its pretty evergreen leaves take very well to pruning. Korean Littleleaf Boxwood (*Buxus microphylla* var *koreana*) is one of the heartiest, just be sure to plant it in an area that isn’t exposed to high winds or road salt.

**YEW:** Yews make gorgeous hedges but range wildly in height from two-and-a-half-feet to over 50-feet so read the plant

*Continued on page 34*





LANDSCAPE • DESIGN • CONSTRUCTION





**CREO**  
concepts inc.  
Call: 519.843.2087  
info@creoconcepts.ca | www.creoconcepts.ca



**Strassburger**  
WINDOWS AND DOORS

Quality products.  
Quality service.



**CEDARPORT**  
WINDOW & DOOR CENTRE INC.  
www.cedarport.ca

Orangeville - Mono Plaza, Unit B2  
(633419 Hwy 10, 3km N of Orangeville)  
519.941.7208 800.668.2087

Thornbury - King's Court Plaza Highway 26  
519.599.6252 800.347.7724







labels carefully. As with most evergreens, it can be susceptible to wind burn and needs to be protected from strong winter winds.

**CEDAR:** Probably the hedging you are most familiar with, cedar is an ideal choice where a tall, slim, year-round privacy screen is needed. White cedar, black cedar, even emerald cedar will work well. Rest assured, cedar trees don't specifically attract mosquitoes though any moist and shady spot will! Prune annually in mid-July for best results.

**HEMLOCK:** Although Canadian hemlock grow as large trees in the wild, they are sometimes sold in shrub form for use as hedges. Prune hemlock hedging twice per year, from late June to late August, for the first three years to encourage dense growth. After three years, prune once in late June, just don't cut the leader until it's at the desired height.

**NORTHERN PRIVET:** A lovely fast-growing deciduous hedge of about six feet in height. It has small bright green leaves and enjoys getting trims.

**ALPINE CURRENT:** A very hearty mid-sized deciduous shrub with interesting leaf shape. It also tolerates high winds, cold and road salt well.

**PYRAMIDAL ENGLISH OAK, HORNBEAM, DAWYCK BEECH:** Perhaps not the typical scenario that most people think of for hedging, but really, any narrow deciduous tree can be planted tightly in a row to style a tall hedge. These work well where a tall screen is needed but spacing is tight. They can look very stately.

**LILAC, DOGWOOD, ROSE OF SHARON, SPIREA, BURNING BUSH, HYDRANGEA, WEIGELA:** Many garden variety deciduous shrubs can be trained as hedges, just be sure to prune yearly to achieve the desired height and width. It's also imperative that if you'd like your hedge to flower, prune at the correct time of year so that you aren't removing the flower buds prematurely. A good rule of thumb is prune late-flowering shrubs in early spring and spring-flowering shrubs after flowering.


The amount of space you have and how dense you'd like your screen will determine the number of rows you plant. For large spaces, consider planting a double row to make a hedge fill in twice as fast. Spacing between rows is based on crown width, but at a minimum try to avoid root crowding by setting at least



12- to 24-inches apart, measuring from the centre of the plant. Spacing will depend on the type of shrub or tree chosen, how close you'd like them at maturity, and your patience level. Keep in mind, when planting in rows close together, trees and shrubs will not spread out as wide as if they were a single species in a landscape.


Start training your hedge after it is established and growing vigorously. Generally this takes one to two years after planting. To train, trim top and sides as required for the species, removing about one-half the length of new shoots. Ideal hedge shapes are wider at the base than the top to allow sunlight to reach the lower leaves.

It can take a few years after planting for a new hedge to take shape and start looking great. Be patient, they are worth the investment! **OH**



**GARDEN CENTRE, GIFTS & LANDSCAPING**

**CREATE YOUR PARADISE** *Indoors & Out!*

Visit Us On the Corner of  
Hwy#6 North & Side Road 18 in Fergus **519.843.5394**  





Built in 1872, the stone farmhouse with the orange door beckons from the roadside.



Lee Anne Downey always wanted to live in a stone house in the country. With properties in Oakville and Toronto, her husband, Tom Hitchman, was more comfortable in the city, but he acquiesced and the couple began their search for a new home.

*Continued on page 38*

This side view shows the new modern entryway juxtaposed with the original stable and barn door. **LEFT:** The glass breezeway is the connector between the original structure and the new mudroom and garage. It also provides a natural gallery for the couple's show-stopping art collection.







Tongue-and-groove walls and ceilings in the living room are a nod to the century farmhouse, while the marble-faced fireplace adds contemporary style.  
**OPPOSITE:** The stable – converted to a living room – is the main centre for gathering, entertaining and conversation.



Tom Hitchman and Lee Anne Downey in the breezeway with Seamus, their Wheaten terrier.

Lee Anne’s country dreamscape included not just a stone house. She envisioned rolling terrain with a pond and a stream – a place where she’d be surrounded by nature and be able to bike and snowshoe on her own property. She also dreamed of planting fields of lavender, raising chickens, and beekeeping. Tom’s vision included a barn to house ATVs, tools and sports equipment.

In December of 2016, they found “the one,” near the town of Erin. Not only is there a beckoning stone farmhouse, but also a guest house with a stone foundation. There are 93 acres for Lee Anne to plant lavender and develop more of her dream projects. And Tom gets two historic barns.

The two-storey house, built in 1872, had two bedrooms upstairs plus a tired bath in the original second-floor quarters. Downstairs was comprised of a parlour, huge dining room, large centre hall, sunroom and a small kitchen/living room in what was an attached stable. The original owner was a Scottish stonemason and the intricate stone pattern detailed at the front door is his signature trademark. The original stone well, which the farm is named for, remains intact at the front of the house.

Renovations happened in two phases. **Desmond Maraugh of Dreams and Reality** was contracted right away to work on the first phase. The work included painting, new floors, updating the second-floor bathrooms and moving the kitchen from the stable to the sunroom. Not needing a big dining room, it was converted to an office for Lee Anne and a gym for Tom. *Continued on page 40*





**ABOVE:** Lee Anne used door casing found in the barn to fashion trim for the marble facing on the hall/dining room fireplace. **RIGHT:** Farrow & Ball “bee” wallpaper, a treasured find from Beaver Mills Design, found its home in the new powder room off the hall.

The new upstairs bath is stunning. With huge skylights streaming natural light into the room, and the back wall covered in sparkling grey-and-white glass tile from **Barton Bath + Floor**, it’s an oasis of serenity. The freestanding tub calls for a long soak and a glass of bubbly at the end of a busy day on the farm.

Early in the initial renovation process, new windows became very important because the old ones were drafty. “Our biggest challenge was honouring the age and history of the house but wanting a contemporary interior décor,” explains Lee Anne.

The new, brown vinyl windows have a modern, almost industrial feel, but provide the perfect transition between the contemporary kitchen and the lavender fields outside.


In the new kitchen, the original stone walls dominate the room, and are the backdrop for a spectacular piece of artwork by Canadian artist Joanne Currah. The couple’s love of art is evident throughout the house. All pieces are by favourite Canadian artists, with the exception of one work from Vietnam.

“I didn’t want anything to compete with either the stone walls or the view,” Lee Anne says. “Thus, I went with the soft warm grey and solid white counters (Quartex Simply White fabricated by **Custom Granite & Marble**) in the kitchen. The rest of the house followed with **Benjamin Moore** Revere Pewter and Dune White paint throughout, highlighted by soft satin brass hardware. Likewise the closet cabinets were selected to complement the stone, as it is the star.” Kitchen cabinetry is Cabico. *Continued on page 42*



Tom and Lee Anne often eat in the kitchen overlooking the lavender fields. The orange banquette was inspired by a visit to a hotel in Miami. **ABOVE:** Lee Anne and her father repurposed original kitchen cabinets for the bar in the living room.





**ABOVE:** Two feet of stone around an original window was removed to create the door from the master en suite to the dressing room. Original door casings are 11-inches thick. **RIGHT:** The wood floor in the master en suite is original. Sleek modern finishes add a contemporary touch. **TOP:** The master bedroom exudes an eclectic mix of antique furniture, modern art and cultural purchases from travels abroad.



The stable is now the living room with a marble fireplace rising to the vaulted ceiling.

Lee Anne found a piece of marble with cracks and faults that she loved and used it to face the fireplace. The tongue-and-groove treatment on the walls and ceilings are a nod to the farmhouse look and are a neutral backdrop for more artwork and Lee Anne's treasured rock collection.

The centre hall of the original house has doors to the newly located living room and kitchen. "It's really the hub of the house," Lee Anne says. The fireplace was existing and would have been the source of heat for the whole house. It had a red brick facing that has now been updated with another of Lee Anne's marble finds from Ciot Surplus. She has had the antique tiger stripe oak table "forever," and it opens up to nine feet, when the occasion calls for a sit-down dinner. The 150-year-old 1.5-inch thick pine floors were found on Kijiji, requiring a floor sander to be set up in the barn, and help from her dad to pull out all the square nails.

*Continued on page 44*



## RICH COLOUR THAT STAYS TRUE OVER TIME.

Find expert service and every colour you can imagine at your locally owned Benjamin Moore® retailer.



**Elora Home Hardware** • [elorahomehardware.ca](http://elorahomehardware.ca)  
Paint • Wallpaper • Kitchens • Bathrooms • Decor



©2019 Benjamin Moore & Co., Limited. Aura, Benjamin Moore, and the triangle "M" symbol are registered trademarks and Colour Lock is a trademark of Benjamin Moore & Co., Limited. 4/19





feature




**RIGHT:** The serene grey and white colour scheme in the second floor guest bath sets the stage for a spa-like experience. The sparkling grey-and-white glass tile on the back wall is from Barton Bath + Floor. **BELOW:** Guest bedrooms feature a line of Egyptian and hand-embroidered bed linens that Lee Anne used to import for her business.




Phase two of the project included the addition of a new main floor master bedroom suite and a mudroom/garage added at the opposite end. **Colin Cherry Renovations** was tapped to do this phase. The living room now leads to a new glass breezeway, which is the connector between the old house and the new garage. The breezeway has doors from Bigfoot Door that look onto the stone well and terraced approach to the house and provide a gallery effect for treasured paintings.

The mudroom is heated solely by hydronic floors and has abundant storage space, both open and behind cabinet doors, to keep this active blended family organized. Seamus, the Wheaten Terrier, has his own shower in this space. The new master suite is at the front of the house. Tom had a major say in the decision. He wanted a bedroom that looked out over the lavender. Where the parlour once was, they closed off the door. That space is now the

master en suite. Cutting through the stone base of a window off the centre hall to make a door to the new bedroom, they've created a virtual indoor/outdoor experience that needs to be seen to understand its delight. Panoramic floor-to-ceiling windows create the feeling that you are one with the natural surroundings. There are rolling hills and trees, deer and fields of lavender, just like Lee Anne imagined. *Continued on page 46*



Since 1995 Our Emphasis has been on Providing a Top Quality Custom Product, and Customer Service.



519.836.9028  
sales@bndwoodworking.ca • www.bndwoodworking.ca  
66 Arrow Rd., Unit 1 Guelph ON



**Summer staycations start here.**

Resort-worthy upgrades to amp up your bathroom



Visit our showroom today or call us at: 905 561 3521  
2440 Barton St E, Hamilton • BartonBathAndFloor.com




**Colin Cherry**  
construction design restoration








Over 30 years of experience bringing together a dedicated network of builders, designers, artisans and efficiency experts ensures complete client satisfaction.

519.938.7931 colincherry.ca



**Beaver Mills Design**



**Classic & Contemporary Interior Design**

We provide a full-service interior design service, including staging & renovation consultation. In addition to being a Farrow & Ball paint and wallpaper stockist, we are able to provide fabric, upholstery, flooring, window coverings, and the accessories needed to craft your ideal space.

[www.beavermillsdesign.com](http://www.beavermillsdesign.com)

132 Main Street, Erin | 519.833.1143



feature



Lee Anne's  
fields overflow  
with lavender  
— just as  
she dreamed!

A dainty powder room with Farrow & Ball bee wallpaper from **Beaver Mills Design** was carved out of the parlour space.

Much of the stone in the interior and exterior of the house has been meticulously repointed. In the case of the wall in the breezeway, and the exterior of the mudroom, they were carefully restored or built to look as originally intended. **Sean Culp** of **Culp Restorations** adds to the home's history of master stone masonry. Lee Anne hand-picked the stone for the new walls from the property, making many trips on her ATV.

The plan is still percolating as Lee Anne and Tom enjoy life on the farm. The bees have arrived and Tom says his to-do list for this year includes that chicken coop Lee Anne has on her list. The stone mason has been called back for another project, and there might even be a retreat in the future, where you'll be able to visit and enjoy Stonewell Farm too. **OH**



**LEFT:** Country living breeds practical props. The mudroom was a necessary addition to the renovation plan. **ABOVE:** Seamus gets clean after a day on the farm – in his own shower! **BELOW:** The colourful rug at the front door of the house is a gift to Lee Anne from the King of Bhutan.



Located at Grey Rd. 4 Maxwell, Ontario

www.therustystar.ca | (519)-922-2010 | therustystar@live.com

Hours: Mon-Fri: 9:00 am - 5:30 pm  
Sat: 9:00 am - 5:00 pm (Closed Sundays)

RESTORATIONS

BRICK & STONE RESTORATION

NEW MASONRY CONSTRUCTION

RESIDENTIAL, COMMERCIAL AND AGRICULTURAL CONSTRUCTION

SERVING WELLINGTON COUNTY & SURROUNDING AREAS

CELL  
519.878.1757  
OFFICE  
519.848.3102  
culprestorations.ca

# GLORIOUS GABLES

CUSTOM GINGERBREAD TRIM  
DESIGNED TO FIT YOUR HOME

HERITAGE INSPIRED BUILDING PRODUCTS  
Fireplace Mantels • Cabinets • Entry & Screen Doors  
Mouldings • Tin Ceilings • Door Hardware  
Shutters • Kiln Dried Lumber • Saw Sharpening

Visit Our Shop & Showroom  
493 Broadway Ave., Orangeville • 519.941.7875  
www.kurtzmillworks.com

TRADITIONAL TO MODERN  
NEW BUILDS AND RENOVATIONS

When Quality Matters; Railmaster Stairways Ltd. since 1989  
519.787.2727 • sales@railmaster.ca  
www.railmaster.ca



# CEILING DRAMA

STORY  
SARA MARTIN

Look up. Is a popcorn ceiling staring back at you? If so, it might be time for a change. Here's some inspiration for that overlooked "fifth wall" in every room.

1

WOOD

Reclaimed barn boards add rustic, textured character and provide an interesting colour palette to draw from. Plywood is another choice and when sealed with a gloss varnish, adds warmth and simplicity to a space.



PHOTO: SANDY MACKAY



PHOTO: KELLY HORKOFF

7

INDUSTRIAL

The unfinished, finished look is not for everyone. Exposed duct work and wiring can be a turn off to some, while others are excited by the conversion of industrial spaces into housing.



PHOTO: JASON HARTOG

2

BEADBOARD

No longer just for the cottage, use it on any ceiling. In a peaked ceiling, try running the boards vertically towards the peak, it will draw the eye upwards. A real time saver if placed right over a popcorn ceiling.



PHOTO: SANDY MACKAY

3

COFFERED  
DIMENSIONAL

You need ceiling height to get the full effect of this style of finish, as the elements can overwhelm a nine-foot ceiling. This design adds formality and looks best in a living or dining room.



PHOTO: GORDON KING

8

MOULDING

With a seemingly endless choice of mouldings available, creating a design pattern on the ceiling is only limited by your imagination. Foam or plastic ceiling medallions can start the design and highlight a hanging fixture.



PHOTO: JASON HARTOG

9

BEAMS

If beams are existing and need an update they can be re-clad. You can paint or stain existing beams. Faux wood beams can also be added. **OH**



PHOTO: SANDY MACKAY



PHOTO: JASON HARTOG

4

METAL

Metal ceiling tiles were introduced in the 1800s as an affordable alternative to detailed plasterwork. Today, reproductions are plastic and come in a variety of patterns. Of course, if you can find the antique tiles, their patina and dented appearance will add incredible character.

5

LIGHTING

LED lights come in many options these days. Pot lights are smaller and directional and bulbs come in cool and warm light. LED strips or tape come in several lengths and colours and are waterproof.

6

PAINT

In some ways, paint is one of the easiest ways to finish a ceiling, but try to move away from white. Stencils, stripes, faux finishes and glazes will add that extra touch or just use a high-gloss paint in a rich dark colour.




PHOTO: JASON HARTOG



# COOL

## ENERGY SAVING *Tips*

STORY **KATHLEEN DUNCAN** | ILLUSTRATION **SHEILA BRITTON**



**SUMMER** has finally arrived with longer days and irresistible pool decks, but it can also bring the sting of pricey air conditioning. The experts at Sustainable Buildings Canada (SBC) have come up with 10 tips for avoiding a sunburned wallet this year.

SBC is a Canadian non-profit advancing "the environmental and energy performance of the built environment." Its executive director Michael Singleton and board director Larry Brydon suggest homeowners balance old-school wisdom and eco-friendly practices to optimize savings.

**1 AVOID THE DEEP FREEZE**  
Set the thermostat a little higher than the standard 22°C. Michael suggests 26°-27°C instead. "You know how you go into a mall in the summer and it's freezing? There's no need for that."

**2 PAY ONLY TO PLAY**  
"Turn off the air conditioner when you're not home." It may seem obvious, but Michael says many people forget. Programmable thermostats can automate the change for regular outings, like going to work.

**3 CALL ON MOTHER NATURE**  
Open the windows at night when it's cooler outside, and close them by lunchtime when it's cooler inside. Taking advantage of cross-ventilation by opening two or more

windows in a room or house can be particularly effective. "That's free cooling," adds Michael.

**4 CREATE A WIND CHILL**  
Overhead fans generate a cooling breeze and use the same amount of electricity as a 75-watt light bulb, according to Michael. "Put them on counter clockwise and get the air moving." Again, he reminds homeowners to turn all fans off when not at home.

**5 LANDSCAPE STRATEGICALLY**  
"It's most effective to shade from the exterior," Larry says. On the west side of a house, where the sunshine is most intense, he advises planting a maple tree. Not only will it help in summer, but in winter it'll drop its leaves and let the sun shine through for additional heat.

**6 BE AN INFORMED CONSUMER**  
Air conditioners are ranked based upon their Seasonal Energy Efficiency Ratio (SEER) between 13 (the current minimum) and 21. "A 16 to 18 is fine," Larry advises. "Or purchase an Energy Star if you don't want to bother with SEER."

**7 KEEP A SUMMER CHECKLIST**  
Larry's list starts with checking and replacing filters. An annual cleaning and inspection will extend an air conditioner's lifespan by ensuring all parts work and air flow is uncompromised.

**8 PUT THE FIRE OUT**  
Check gas fireplaces and turn off any standing pilot lights. This task also made Larry's checklist. Although these pilot lights were more common 10 years ago, many are still in operation and give off the equivalent heat of a big candle, he warns.

**9 TURN DOWN THE HUMIDISTAT**  
Adding moisture to dry winter air can keep wooden floors from buckling and cabinets from warping, says Larry, but it's unnecessary in summer. If the humidifier continues to run all summer, cooling appliances have to work harder.

**10 REPLACE INCANDESCENT LIGHT BULBS**  
Cool compact fluorescent lamps or lights (CFLs) and light-emitting diode bulbs (LEDs) save money in two ways, Larry reminds. First, they draw less electricity than their incandescent cousins, which has an immediate impact. Second, they don't produce heat that air conditioners have to remove.

When it's lovely outside, that's a good place to be. Outdoor cooking and living can lower the heat generated inside and the need for expensive cooling options. A final option: when it gets too hot, you can always grab a jacket and head to the mall. **OH**

MAPLE LEAF DIAMONDS™

SPRING

SEASONS™  
SHELEWURDY™

**RW**  
Ron Wilkin Jewellers  
Est. 1967  
109 St. Andrew Street W, Fergus, ON, N1M 2W7  
Telephone: 519-843-1225, Fax: 519-843-5699  
www.ronwilkinjewellers.com

CANADIAN CERTIFIED GOLD

ELEVATING ARCHITECTURAL DESIGN

JOEL BARTLETT ARCHITECT INC.

519 831 6726  
joel@jbai.ca | www.jbai.ca

custom homes cottages sustainable historical

*The Chanticleer Shop*

**www.ChanticleerShop.ca**  
519.846.8796  
45 Mill Street West, Elora Mews, Unit 9, Elora

Home Décor Items:  
Clocks • Art, Mirrors • Tableware • Roosters • Flowers  
And For You: Purses • Jewellery • Scarves • Watches





*\*large windows*

PHOTO: SANDY MACKAY

# WHAT HOMEBUYERS *want*

STORY **GEORGETTE MCCULLOCH**




PHOTO: SANDY MACKAY

A recent survey of Canadians who purchased a newly built home shows walk-in closets topped their list of must-have features. Surprising? Not really says Tim Bailey, division president of Avid Ratings Canada Ltd., a customer satisfaction company that works with Canadian homebuilders to determine what buyers want in a new build.

"The 2018 Canadian Homebuyer Preference Study revealed three themes," Tim says, storage solutions, energy efficiency and kitchen design.

New home buyers across the country are asked to answer 190 questions based on a recent new home purchase. It's the largest survey of its kind in Canada. The result is a comprehensive report by region, buyer type and demographics that Canadian homebuilders can use to plan new housing projects based on consumer wants and needs. *Continued on page 54*



## Beautiful Design One Space at a Time

Whether it's as simple as needing assistance picking the perfect paint colour, or requiring someone to organize a full renovation project... we are able to help you with as little or as much as you require.

**volumesofspace.com**  
**info@volumesofspace.com**  
**519-221-3463**

Joleen M. Constantis  
Owner/Principal Designer

VOLUMES of SPACE



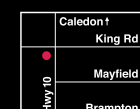
**REGENCY**  
FIREPLACE INSTALLATION



**CALEDON  
Fireplace Ltd.**

*Celebrating 30 Years - Original Owners*

wood • gas • propane • electric • barbeques  
fireplace accessories • chimney systems  
"wett" certified installations



2999 King St at Hwy 10  
905-838-1114 1-888-212-4413

[www.caledonfireplace.ca](http://www.caledonfireplace.ca)

Visit our showroom  
Tuesday to Friday 9:30-6, Saturday 10-4





*\* open concept*



*\* walk-in closet*

Avid Ratings is currently compiling results for 2019 but Tim doesn't anticipate dramatic changes. There's only been moderate changes in the four years Avid Ratings has been conducting the survey.

Consumers clearly want energy efficiency, Tim says. "But they also want granite and quartz and all the fine features so it's really about trying to strike a balance between what buyers can afford to spend. Energy efficiency is a hot button for consumers, especially with the carbon tax and rising utility costs. Buying a home is one thing but then carrying the cost of that home is another thing."

Homebuyers also want storage, lots of it. "We're a four-season country," Tim explains using his family as an example. "We're a *Brady Bunch* family with four kids and storage is critical. We have off-season gear, four seasons of clothing and four seasons of sporting goods."

People also want open-concept kitchens with an island. "Quartz countertops and smart home technology score high on the survey as well," Tim says. Other wants include a single-detached home, double-car garages, brick exteriors, tankless water heaters, LED lighting and a main-floor master suite.

What's surprising is the renaissance of the formal dining room. According to the survey, formal dining rooms have increased in importance since year one of the study.

What isn't a priority for new home buyers is outdoor spaces. Tim figures it's because landscaping isn't an immediate concern, it's not part of the purchase and new home buyers have to save and budget for outside projects that happen a couple of years down the road.

The 2018 study found the largest cohort of today's Canadian homebuyer is the growing family with kids followed by single couples with no kids. Millennials have edged out Gen Xers as the largest group of homebuyers.

How does the survey translate for resale homes? Tim believes new homes inspire renovations to older homes and stimulate the resale market. **OH**

**TOP 10**

### "MUST HAVE" NEW HOME FEATURES

1. Walk-in closets
2. High-efficiency windows
3. Energy-efficient appliances
4. Overall energy-efficient home
5. Kitchen island
6. Linen closet
7. Open-concept kitchens
8. Large windows
9. Heat-recovery/energy-recovery air exchange
10. Certification by a designated program (ENERGY STAR, Built Green, EnerGuide, etc.)



*\* fine finishes*

*\* energy efficient appliances*



PHOTO: BONNIE FOX



# xanadu

*fine cabinetry and interiors*



# GET *growing*

STORY **MERRILYN PATTERSON** | PHOTOGRAPHY **NESO BASARA**



Ted Maksymuk, John Zelasko,  
Joyce Roth & Megan Orosland

**THE PLACE:** If you're a gardener, or even a wannabe gardener, you'll want to visit **LittleTree Garden Market** in Fergus. Five greenhouses brimming with bedding plants, hanging baskets and experts are waiting to help design your ultimate backyard oasis, or custom-design and plant the containers of your choice. There are seeds for flowers and vegetables and herbs for your window sill. Trees, shrubs and row upon row of perennials are waiting to feed your soul and challenge your green thumb. There's also a gift shop where you can choose from a multitude of options, from garden gloves to ceramic turtles and air plants in hangers for indoors and out.

**HOW IT STARTED:** Owner Jeremy Braun graduated with honours from the Ontario Agricultural College at the University of Guelph in 2004. After travelling internationally and working on a variety of farms in New Zealand and Australia, he returned home to pursue agricultural work closer to family. With the dream of owning his own garden centre, he purchased a nursery in Fergus and jumped right in.



Jeremy Braun, Owner



**PRODUCTS:** At LittleTree you'll find a large and lush assortment of plants in the greenhouses. Depending on the season, you can find houseplants, flowering annuals, herbs, vegetable transplants, water plants, tropicals and beautiful succulents. Discover garden accents, tools, giftware, home décor and fun items for folks who want to attract the birds and bees.

**WHAT'S NEW:** This year, LittleTree offers dedicated staff for garden design and installation. A garden expert will visit you at home and custom tailor drawings for your backyard. There's an impressive inventory of pottery and containers. Whether you're looking for ceramic, plastic, stone or poly-resin pots, LittleTree has them all at every price point. There's also a custom potting zone where you can bring your favourite containers and they'll create a one-of-a-kind showpiece just for you.

**GET THERE:** 17 Side Rd. 18, Fergus  
519.843.5394 | [littletreegardenmarket.ca](http://littletreegardenmarket.ca) **OH**







This large garden bed by Cedarcraft lies flat on the ground and is easy to assemble. **RIGHT:** Make your own veggie ladder. Find out how at: [ourhomes.ca/mag/planterladder](http://ourhomes.ca/mag/planterladder) **BELOW RIGHT:** Every gardener needs a bench. This folding table from Cedarcraft is versatile.

# RAISE YOUR garden

Raised planters are popping up in backyards everywhere, for good reason. Raised gardens can be as big, or small, as you want. Plants are easier to take care of and organize. They can help keep out critters and they're great for beginners. You can make your own raised planters or buy one in any size, shape or material. We've selected some good ones to consider.

## GARDEN BED TIPS

- 1 Vegetables and herbs need lots of sunlight to thrive. The best place to position your raised bed is on the south side of your home.
- 2 Line your garden bed with landscape fabric to make the bottom more durable. Fill with rich organic garden soil.
- 3 Tomatoes, peppers, beans, squash, melons, cucumbers and eggplant, need at least six hours of direct sun a day for good yields.
- 4 Other veggies that thrive in raised beds: root vegetables, leafy greens, onions and potatoes. Don't forget to plant your herbs too! **OH**



PHOTO: JASON HARTOG



*Double duty: potting benches become bar carts for easy outdoor entertaining.*



**ABOVE:** This herb garden by VegTrug has individual sections for planting a variety of herbs. **RIGHT:** This medium VegTrug may be all you need this summer.



Let the kids grow their favourite veggies with the VegTrug Kids planter and Workbench planter.

Ontario-based Livestock Equipment Canada makes this 4x4 galvanized steel raised bed and six-foot long galvanized steel tub that are perfect for growing.



**PLUMBING • HEATING • GAS FITTING**  
**BACKFLOW TESTING • DRAIN CLEANING**  
**VIDEO DRAIN INSPECTION**  
**FURNACES • SHEET METAL WORK**  
**AIR CONDITIONING**  
**HYDRONIC HEATING • BOILERS**  
**IN-FLOOR HEATING**  
**SALES • SERVICE • INSTALLATION**

**519.803.4665**

6715 Wellington Rd., 7, Elora  
[info@fritzenland.ca](mailto:info@fritzenland.ca)



**Fergus Fireplace**  
 WOOD | GAS SPECIALISTS

**RENOVATIONS & NEW BUILDS**

*Timeless Design for Any Space*

Established 1995

967 St. David St. North, Fergus N1M 2W3

519.843.4845 • 1.888.871.4592

[www.fergusfireplace.com](http://www.fergusfireplace.com)



double take

# ENTER IN *style*

Recreate this look in  
your own home.



1. **SURYA**: Continental Jute Woven Rug in Cream 2. **CIOT**: Basalto Porcelain Tile in Bronzo 3. **ELK GROUP INTERNATIONAL**: French Versailles Masterpiece Mirror 4. **ELF**: Free Spirit Shoulder Bag in Light Tan 5. **BED BATH & BEYOND**: Ampersand Charleston Standing Coat Rack 6. **CURREY & COMPANY**: Cypriot Bottles in Medium and Small 7. **SIMONS**: Haut Beau Wool and Linen Scarf in Blue 8. **ANTHROPOLOGIE**: Ale by Alessandra Sancho Straw Rancher Hat in Gold 9. **CANADEL**: Loft Buffet in Cognac Wash 10. **STRUCTUBE**: Vesta Vase 40cm 11. **PIER ONE**: White Faux Magnolia Branch 12. **PIER ONE**: Large Carson Natural Wicker Basket 13. **ELTE MKT**: Reach Vase in Black OH



Quality flooring and service — every step of the way.

Our roots are from PEI and we work hard to bring small town care to our customers, every day.

519.821.0256 | bigelowflooring.ca | 450 Woodlawn Rd. W., Guelph




  
centrixhomes.ca

Transparent Process • Peerless Design • Master Craftsmanship  
519.822.3196



# Strong FOUNDATION



STORY **MERRILYN PATTERSON**  
PHOTOGRAPHY **JASON HARTOG**

A riverside view of the historical front of the house. The original house is to the left, and the garage addition is to the right. **TOP RIGHT:** The street side view features gas lanterns. At the front entrance four windows were added to allow natural light into the kitchen. **BOTTOM RIGHT:** A breezeway connects the house to the garage. A flat roof is the perfect location for the living roof. Jim's Roofing and Renovations Inc. installed three flat roofs and the sloped shingled roof.



*KATE AND DARYL HOLMES WERE LOOKING FOR A SPECIAL PROPERTY IN DOWNTOWN GUELPH. THEY BOTH LOVED LIVING IN THE COUNTRY, BUT COMMUTES WERE GETTING LONGER AND LONGER.*

**A PROPERTY ON THE EAST BANK OF THE SPEED RIVER**, which had been divided into four apartments, had been on the market for years. They knew the renovation would be daunting, but this tired stucco-over-stone house, known historically as Mavis Bank, kept calling to them. They decided to put in an offer, and by October 2017 the coveted 1865 heritage house became home. *Continued on page 65*







**ABOVE:** Seth Wyga of Centrix Building Group with Daryl and Kate Holmes collaborating at the prep station in the new kitchen. **RIGHT:** The mosaic encaustic tile backsplash was inspired by a family trip to Morocco. **BELOW:** Kate loved choosing light fixtures for the house. These two from Fashion Lighting.



Daryl's must have built-in coffee station is at the ready morning, noon and night.



They consulted Fergus firm **Crozier Designs Inc.** to draw up the plans. **Kevin Crozier** recommended two builders he trusted to take on the extensive renovations. Kate and Daryl had only to meet with **Seth Wyga** and **Ian O'Keefe** from **Centrix Building Group** to know they'd found the right fit. Seth became the designer and project manager, and his father Otto Wyga the on-site supervisor. They were both involved at every stage of the process. Seth recalls that first meeting and talks about his philosophy. "Undergoing a huge renovation like this is almost impossible for a

client to fully grasp on day one. The number of decisions to be made is uncountable and overwhelming. The best way forward is to get a team working with you – a designer who can communicate well and show you your home's potential in an exciting new way, and a contractor who is willing to engage with you early on and walk with you in a totally transparent process." **Flannery Electrical Inc.** installed all electrical elements in the home, including Smart Home technology and landscape lighting. There is energy efficient lighting throughout the house.

The entire house was gutted to the original two-foot thick stone walls, being mindful and respectful of the property's heritage status. Historically being a waterfront property, where the front of the home faces the water, the street side of the home had no windows. Four large windows were added to allow natural light into the new kitchen and second-floor bedroom space. **Bavarian Window Works** sourced a beautiful and historically accurate double-hung window that was used throughout the old spaces of the home. Kate and Daryl wanted open spaces and a main-floor bedroom. *Continued on page 67*





The open concept dining area is the gathering spot for evening meals and lively conversation.



“Everything we need is on the main floor, a house we can grow older in,” says Kate. Hence the spacious open-concept kitchen/dining/family room area that spans from the front to the rear of the house. They wanted the space to feel warm without being cavernous. All cabinetry in the home was custom designed and installed by **Homestead Woodworks**.

The family shares a love of cooking. Kitchen elements from their previous home, including multiple prep stations, steam oven, warming drawer, induction cooktop and secondary dishwasher were must haves.

All kitchen appliances were purchased with thoughtful consultation at **AMG Studios**. Seth recommended them saying, “AMG gives clients all of the knowledge necessary to make a decision, without being pushy.”

The dark textured surface of the countertop on the island is leathered granite and the amber sapwood from the walnut waterfall adds warmth to the upper island and kitchen table top. All counter surfaces in the home from **Stonex**, installed by Homestead. The painted beams in the milled ceiling define the space and ground the contemporary design, created by Centrix carpenters.

Hardwood flooring in the house is reclaimed elm, sourced from Infinity Flooring.

*Continued on page 68*



**LEFT:** Lucy, the family’s German short-haired pointer, in her favourite spot – the sunny breezeway. **ABOVE:** The main floor powder room. **TOP:** The living room offers a view to the river and casual family living.



Floors upstairs and down, including the polished concrete in the kitchen, master bath and laundry room have radiant heat by **Fritz England Plumbing & Heating**. There are eight heating zones in the house. The entire second floor can be shut off when the kids are away, to save on energy.

**Suzanna Geerlinks** from **Refined Painting** painted the entire home using a warm, neutral colour palette from **Benjamin Moore**, including Collingwood, Escarpment and Chantilly Lace.

The family loves to entertain. When there are guests in the house, they spill over into the lounge off the master suite. There's an inviting orange velvet chaise and a deep windowsill that make for easy conversation or a place to have coffee and watch the river flow by.

A stunning, textural, porcelain-tile wall from **Bigelow Flooring** features in the master bath behind a Mirolin acrylic freestanding tub from **The Ensuite Bath & Kitchen Showroom**, where all the bath fixtures were sourced. A double hanging vanity and walk-in glass shower with programmable shower and steam features complete the en suite. Large walk-in closets with clever his-and-hers storage are off the shower area.

*Continued on page 70*



**AMG Studios**  
THE LUXURY APPLIANCE SPECIALISTS  
111 Watson Road South Guelph, Ontario N1L1E4  
www.amgstudios.ca | 519.763.3264

Canada's leading retailer of  
**GAGGENAU**

ALSO PROUD TO SELL:  
AGA ★ BLUESTAR FISHER & PAYKEL **Miele** LA CORNUE Thermador ★ AEG NEBHERR BOSCH

**ABOVE:** A mirrored display area was created in the original window space. **LEFT:** Located in the original veranda space, this contemporary master en suite has poured concrete and radiant-heated floors. **BELOW:** The windows above the tub allow treetop views from the front yard.



**Bavarian**  
WINDOW WORKS  
UPGRADE  
YOUR VIEW  
Let us inspire you.  
Visit us at:  
2236 Shirley Dr. Kitchener  
519-578-3938  
bavarianwindows.com

**LEPAGE**  
MILLWORK  
REMODEL • REPLACE • RETHINK





**ABOVE:** The second floor family room is where kids and friends congregate.

**BELOW:** The *waka waka* room is a popular place for family to hangout. The Murphy bed in Kate's office pulls out when guests arrive.

Kate's  
treetop  
office.



Upstairs there are three bedrooms and two bathrooms. Sons Carter and Evan's rooms are divided by a shared bathroom, decorated with more masculine finishes, while daughter Elyse's bath has textured brocade tile with a feminine mirror and pretty vanity.

Also upstairs is a large family room with walkout to a deck overlooking the river. It's a great place for the kids to gather with friends. A cosy fireplace by **Fergus Fireplace** warms the room in the winter months. They also supplied the fireplace in the living room.

The garage loft is a special space. The aptly-named *waka-waka* is a place set aside for family to let loose; gym equipment for workouts and comfy furniture for movie nights with friends and family. A stocked beverage station and sink complete the amenities.

Kate's office occupies part of the space. It can be closed off by a barn door when guests sleep over. One of the walls disguises a Murphy bed.

The 11-month renovation came to an end and Daryl reflects on the experience, "We were lucky to have a cohesive team with Otto on site for the technical side, and Seth, our designer, helping us through all the product choices and coordinating with suppliers to take that responsibility from us. In the end, we got exactly what we wished for."

A strong foundation was laid between builder and homeowners. The result is a thoughtfully-designed, custom built family home where the Holmes' enjoy living in the heart of the city. **OH**

*Architectural Design & Finishing*

Design/Build by Mafcohouse

**HOMESTEAD**  
WOODWORKS

519.699.4529  
3575 Broadway Street, Hawkesville ON  
www.homesteadwoodworks.ca

**PAINTING**  
is more than  
what we do...

It's who we are.

**Refined**  
**PAINTING**  
RESIDENTIAL & COMMERCIAL

519-993-7800  
hello@refinedpainting.ca  
www.refinedpainting.ca

Winner of the 2018 Guelph Chamber  
Excellence in Business (under 50) Award.

**Light** Up Your Home with **Flannery**  
ELECTRICAL INC

Trust Flannery Electrical Inc. for all  
your residential electrical needs!  
Locally-owned, fully licenced,  
insured and ESA approved!

**Flannery**  
ELECTRICAL INC

519.830.6000  
adam@flanneryelectrical.com | flanneryelectrical.com

Electrical Contractor  
Registration Agency  
of the  
Electrical  
Safety  
Authority



# In The KNOW

Jump start your summer project with help from knowledgeable local talent.

PHOTOGRAPHY **NESO BASARA**

## SCOTT HOEGY

Scott Hoegy Building Ltd.

Whether your project is a new build, a home addition, renovation or restoration, or even a commercial project, our team is built to meet your requirements and treat you and your home with the respect that it deserves. Established in 1994.



### AT WORK

**Current Project:** Just completed an amazing natural stone addition on the river in Elora for wonderful clients, setting up their retirement oasis. I'm actually quite jealous!

### AT HOME

**To Do:** I literally have a Hoegy Do List. At the top is "build a reclaimed wood dining room table."



## RACHAEL AIKEN, JOLEEN CONSTANTIS & KELLY WILSON

Volumes of Space

Volumes of Space offers a full spectrum of design services from colour consultations to full-home renovations. Through meticulous attention to detail, ability to successfully blend various materials and creative use of colour, the team can assist clients in creating their own personalized interiors. With the help of a highly skilled team of craftspeople and contractors, they have developed a reputation for going above and beyond client expectations.

### AT WORK

**Project Process:** Consult, design development, client presentation and the grand reveal!

### SUMMER FUN

**Rachael:** Backyard parties, boathouse. **Joleen:** Cottage. **Kelly:** Beach and bonfires.

Continued on page 74





AT WORK

**Recent Project:** JBAI is working on an addition to a historic home in downtown Guelph, which is currently under construction. Marrying the old with the new always presents challenges, especially when considering sustainable design approaches.

JOEL BARTLETT

Joel Bartlett Architect Inc.

As a licensed architect, Joel established the firm of JBAI in 2016, with extensive experience working on various building types, including commercial, community, residential and heritage. Joel manages all projects, from conceptual design through to obtaining permits/approvals and construction/contract administration. As a LEED Accredited Professional and Passive House expert, Joel can assist clients whose objectives include a sustainable design approach.

AT HOME

**Favourite Summer Hangout:** Spending time with the family at our cottage on Lake Huron.

AT HOME

**Favourite Tree:** Redbud  
**Favourite Flower:** Heathers in bloom. **Favourite Summer Hangout:** Our backyard! **Pets:** Benjamin, my Tabby and Keeper, my Siamese.

MARTIN FORD


Urban Cottage Landscapes

The foundation of our design is a focus on what makes plants healthy and grow successfully. We create designs to fit city homes and budgets of all sizes. Designs are inspired by nature and often include elements of the cottage environment such as natural curves, rocks and water features.

Continued on page 76

AT WORK

**Describe A Pocket Woodland Design:** Pocket woodland designs are made up of groups of trees, shrubs and other plants planted closely together on a raised bed of soil to ensure optimal health and longevity through rapid root establishment.







JENNY HILBORN

Centre Staged Inc.

At Centre Staged, we kick-start your home selling process with an in-depth consultation report, detailing our professional design advice on what will increase the sale price of your home. Our extensive design background means we're up to date with the current market trends. Let our passion for staging combined with our knowledge of the psychology of buyers be the key to success for selling your home quickly and for top dollar.

Continued on page 78

AT HOME

**Home Style:** Modern farmhouse. Light and bright with small accents of colour but mostly lots of raw textures and natural elements. **Favourite Colour:** Duck-egg blue or Benjamin Moore's Wickham Grey. **Favourite Chair:** A classic wing back. Makes a statement but something you can curl up into with a book too. **Quiet Place:** My yoga mat.

AT WORK

**Top Staging Tips:** Paint, paint and paint. It's the cheapest, biggest and quickest difference you can make. Depersonalize all areas. Make the buyers feel like they could move in tomorrow. Highlight what's great about your house. Whether it's indoors or outdoors.



# Elora FESTIVAL 40

40 YEARS OF CELEBRATION IN SONG

## July 12 - 28

**The Elora Singers**  
**Natalie MacMaster**  
**State Choir Latvija**  
**Lemon Bucket Orkestra**  
**Unforgettable: Nat King Cole**  
**Measha Brueggergosman**

**Family Concerts**  
**Kids Camp**  
**Kuné Global Orchestra**  
**Voices Of Light**  
**Piano Six**  
**...and much more!**



ELORAFESTIVAL.CA | 519-846-0331 | VENUES:ELORAFERGUS.CA



## JIM'S ROOFING & RENOVATIONS INC.

Family Owned & Operated with Over 35+ Years Experience

CALL FOR A FREE QUOTE  
**519.763.9781**  
www.jimsroofing.ca  
jimsroofing@bellnet.ca  
582 Massey Rd. Unit A, Guelph





**PROTECT WHAT'S MOST IMPORTANT TO YOU.**  
**CHOOSE THE COMPANY YOU CAN TRUST TO MEET YOUR ROOFING & RENOVATION NEEDS!**

Written Manufacturer & Labour Warranty | Preferred Contractor for Area & GTA Restoration & Insurance Companies

sloped roofing • flat roofing • skylights & suntunnels • siding • eavestrough • soffit • fascia • cedar • enviroshake



AT WORK

Hot Summer Picks:

Look for lots of natural woods paired with bright whites. These finishes feel light and airy.

BERNIE  
IMMINK,  
CINDY  
KERR,  
JULIE  
IMMINK &  
COURTNEY  
DIETRICH

iDesign Kitchen Studio

Designers at iDesign Kitchen Studio take great pride in designing the kitchen of your dreams. We're always striving to maximize storage and functionality. We want to know how you live day-to-day in the space – from birthday dinners, cookie baking sessions to quick after-school snacks and getting out the door to the next sporting event. Designing a space that accommodates your lifestyle is a design lesson not to be ignored. We will do our best to achieve that dream kitchen for you!

Continued on page 80



AT HOME

Favourite Summer

**Hangout: Bernie:** Spending time with family and catching a Blue Jays game. **Cindy:** Hanging out at the cottage on Manitoulin Island. **Julie:** At the beach with a good book. **Courtney:** Around the campfire, hanging with family and friends.



Shoe  
& Villa

Quality Family  
Footwear & Accessories

We are the LARGEST Vionic retailer in all of Ontario. Welcoming many new styles for men as well. Stop in Shoe Villa, Elora for the best selection.

Styles Featured:  
Sunny Rae & Mott Brody

VIONIC  
WALK. MOVE. LIVE.

(519) 846-SHOE (7463)  
[www.shoevillaelora.com](http://www.shoevillaelora.com)

1-54 Wellington Rd #7, Elora, ON  
(located 'uptown' Elora,  
beside the Subway Plaza)

find us on Facebook  
& Instagram

WWW.BRYDGESLANDSCAPEARCHITECTURE.COM  
519.766.1331

Designing Your Dreams

BRYDGES  
LANDSCAPE  
ARCHITECTURE INC.

OUR GOAL IS TO CREATE UNIQUE, MAINTAINABLE AND ENVIRONMENTALLY RESPONSIBLE DESIGNS.  
AWARD WINNING LANDSCAPE DESIGN

landscapeontario.com  
Green for Life!



people

AT WORK

**Trending:** A neutral palette of handmade pillows styled against a vibrant and vintage Persian rug.

SARAH  
MCBEAN &  
SVEIN PIENE

Rug & Weave

Rug & Weave is a coming together of the things we love, handcrafted by communities and people both near and far. It is one-of-a-kind textiles spun into pillows in our historic warehouse, and antique Persian rugs glowing under our feet. We strive to source quality goods that withstand the test of time, and make houses feel a lot more like homes.

Continued on page 82

AT HOME

**Neighbourhood:** Old

University with its beautiful front yard gardens and historic homes. **Children:** One energetic boy and another on the way!

**Project:** Curb appeal – black accents, front porch and gardens.



No Place Like Home

DALEROSE  
Country

Custom<sup>er</sup> Built Homes  
and Renovations

Full Design Build Services

NEW LOCATION

Design Centre: 110 Main Street, Erin

519.833.7499

dalerosecountry@bellnet.ca

ALMOST ANYTHING  
WOOD



CUSTOM MADE KITCHENS / VANITIES  
WALL UNITS / BARS / BUILT-INS



EST.  
1989

TRADITIONAL & EUROPEAN DESIGNS

Exceptional Quality  
Exceptional Design

205 Breadalbane St., Fergus ON  
519.843.7500



www.almostanythingwood.com





AT HOME

What's In Your

**Lunchbox:** Sean: Mom's  
homemade bacon. **Matt:**  
Sandwiches. **Darrell:**  
Leftovers. **Steve:**  
Summer sausages.

AT WORK

What To Expect At

**Installation Time:** Expect to be  
wowed by the expert craftsmanship  
greeting you at the end of each install  
day. Expect your home to be treated  
with the utmost care and respect.  
Expect a wealth of knowledge and  
technical skill – not much fazes  
our team.

SEAN  
BREUKELMAN,  
MATT DUNNE,  
DARRELL  
ALLCOCK &  
STEVE RUBY

Paragon Kitchens Ltd.

From inception to completion, it's  
our people who are the driving force  
behind the seamless Paragon Kitchens  
experience. Meet our installation team,  
the superstars in your home that turn our  
design concepts into fully realized spaces.  
Their attention to detail and superb  
work ethic are what sets them apart  
in the field. **OH**

Millbank  
Family Furniture  
- Ltd. -



CONTACT  
US AT

519-595-7105  
info@millbankfamilyfurniture.ca  
www.millbankfamilyfurniture.ca

every piece  
LOCALLY  
HANDCRAFTED  
just for  
YOU



Homes | Garages | Additions | Backyard Construction

Building with Integrity & Quality

519-821-2040 | sales@hfhinc.ca | www.hfhinc.ca





# CUTLERY caddy

PROJECT **DAWN MCCONNELL**  
PHOTOGRAPHY **TARA CHATTELL**

Create a cutlery carry-all for  
al fresco dining on the patio,  
deck or at the cottage.

## MATERIALS

- 1 Pine board measuring one-inch thick and eight inches square
- 4 3-inch Hose clamps
- 4 500 ml Mason jars
- 1 Cabinet handle with screws
- 4 ¾-inch Woodscrews

## TOOLS

- Jigsaw (if shaped corners are desired)
- Sandpaper
- Cloth
- Paint (colour of your choice)
- Paintbrush
- Screwdriver



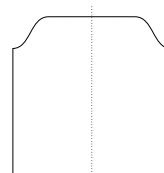
## DIRECTIONS

- 1 Sand, and if desired, using a jigsaw, cut decorative corners out of the pine board. Wipe to remove dust. Paint board and let dry thoroughly.
- 2 Fasten handle to the top edge of the board.
- 3 Place rings on jars loosely, mark placement of the rings on both sides of the board. Remove jars and attach rings to the board with screws.
- 4 Slip jars into rings and tighten the rings to a snug fit.
- 5 Fill with cutlery and napkins. **OH**

Make your own template, or use ours!

**online**

Visit [ourhomes.ca/mag/cutlerycaddy](http://ourhomes.ca/mag/cutlerycaddy) to download a printable template.



## Making your home the Centre of attention

Award Winning and Certified Home Staging and Redesign Professionals  
265 Hanlon Creek Blvd, Unit 7, Guelph, ON  
519.591.2656 | [jenny@centrestaged.com](mailto:jenny@centrestaged.com) | [www.centrestaged.com](http://www.centrestaged.com)

*Proud Sponsor & Decorator of The Hope House Christmas JOY Home Tour Since 2015.*  
*For more information on this magical local event check out: [www.christmasjoy.ca](http://www.christmasjoy.ca)*



*idesign*  
kitchen studio

**We've Moved!**

1180 Wallace Avenue South, Listowel, On N4W 0B2  
Showroom Hours: Monday - Friday 9:00am - 4:30pm | 519.291.4940 | [idesignkitchenstudio.ca](http://idesignkitchenstudio.ca)



# Sister Act 3

STORY **MERRILYN PATTERSON** | PHOTOGRAPHY **JASON HARTOG**


Sara and Richard Kaune redesigned the glassed-in front porch as a bright and airy home office and cosy reading spot. **OPPOSITE:** Cheery blue and white tiles from Rich-Craft Interiors set the stage for the colour theme throughout the main floor of the house.

Sara and Richard Kaune have a love for old houses. Having spent 25 years living in downtown Guelph, Richard had often admired the beautiful homes on Park Avenue. He noticed a red brick, two-storey beauty for sale one day and encouraged Sara to look at it. They both loved it and took possession in 2004. Built in 1908, it needed a lot of work.

They lived in it for four years before starting their renovation plans by refurbishing the front room, which was originally an open porch that was glassed-in, probably in the 1920s. Planning to use the room as a library and home office, they hired a local artisan, **Roelf Zantinge**, to design and install a built-in bookshelf. The original radiator was left intact, along with the wide window ledge that now showcases Sara's collection of potted plants, all purchased from **Sweet Violets**. *Continued on page 89*

**EDITOR'S NOTE:** An eye for design and a love of colour sometimes run in families. We're delighted to bring you the "third sister" of our Sister Act series – Sara Kaune and her beautiful home. In the Fall 2018 issue of OUR HOMES, we showcased the Guelph residences of two of Sara's sisters, Mary Peirson and Jane Watson (read their stories at [ourhomes.ca/mag/sisteract](http://ourhomes.ca/mag/sisteract)), who mentioned at the time that their sister Sara was also in the midst of her own renovation. Sara shares her home and her story with us.





**LEFT:** The hanging Georgian cabinet is a gift from sister Mary's Oxford Street home. **ABOVE:** The front hall staircase showcases the original newel post and millwork, and makes a perfect backdrop for an artful display of family photos. **BELOW:** A treasured original oil painting by Laura Beingessner, (sister number 4), is a focal point in the living room.



Music time in the living room. Max and Richard “plunk” on the piano – and the flute and piccolo come into play as well.



Over the years they worked on the windows throughout the house, which were all painted shut. Richard unstuck them. “I love doing the paint stripping,” he says, “but I leave the painting to Sara, who’s the expert.”

Fast forward to 2018, Sara and Richard were feeling the time had come for the big renovation. Their wish list included making the kitchen more functional, replacing wiring and updating plumbing and mechanicals to current standards – plus a basement reno. As with many renovations, there were surprises lurking behind those walls! While updating plumbing in the second-floor bathroom, they discovered that some of the wooden joists that hold up the ceiling on the first floor had been completely cut in half.

They commissioned **Van-Del Contracting Ltd.** to help with the design and reconstruction of the kitchen and then had to add a renovation in the upstairs bathroom. All of the millwork and craftsmanship in the house is by Van-Del’s millwork shop, **VDCM Architectural Woodwork Inc.** Richard and Sara can’t say enough about how helpful they were with design suggestions and translating their dreams into beautiful, functional spaces. *Continued on page 90*



Sara and Richard Kaune with youngest son, Max.





The renovations necessitated a complete gutting of the main floor kitchen and sitting room. The family moved out of the house on July 6th of 2018, shuffling family members between her sisters Mary and Jane's homes in the interim. Richard's love of stripping old windows was put to work at Mary's house. Back at their own home, new storm windows were fabricated by **Webwood Windows**.

The kitchen was an existing extension of the original home, likely added in the 1970s. As it was, the workflow was dysfunctional. Sara always wanted a galley kitchen and Van-Del listened to her ideas and created just that. She wanted food storage on one side and dishware on the other. She planned the size of each drawer according to how it would be used. New appliances were purchased from **Goemans Appliances** – all KitchenAid brand, except for the Miele dishwasher, which Sara also recommended for Mary's new kitchen.

The floor is Marmoleum from **Rich-Craft Interiors**. It was Sara's first choice because "it's durable and easy to clean," she remarks. It reminds me of the floor that I walk on every day where I work. Like linoleum, Marmoleum is made of natural fibres and has funky and fun patterns. She chose a periwinkle blue stripe that adds a burst of colour, warmth and personality to the room. The colour was matched and used on cabinet fronts. The encaustic tiles in the foyer are also from Rich-Craft Interiors. *Continued on page 92*

The sitting room off the kitchen is a cosy spot for conversation and added gathering space for entertaining friends and family. **BELOW:** The wooden display case was existing, probably built at the same time as the french doors were installed, circa 1930.



**GUELPH'S #1 WINDOWS & DOORS  
COMPANY FOR OVER 10 YEARS!**

Windows and Doors.  
Professionally Installed.  
Call for Your In-Home  
No Obligation Quote.

**WINDOWS • DOORS • PATIO DOORS**  
DON'T PAY FOR 6 MONTHS OAC  
\*some conditions apply

**QUALITY - TRUST - VALUE**

80 REGAL RD., UNIT 1, GUELPH, ON

**519.821.7800**

**WWW.GEORGESWINDOWS.COM**

GET THE MOST FROM YOUR BACKYARD

**DD Pools & Spas**



**Our Fully Stocked Store is  
Open 7 Days a Week!**

Pool & Spa Sales & Installations  
Equipment Sales & Service  
Liner Replacement  
Weekly Maintenance  
Custom Safety Covers

Leak Detection  
Free Water Analysis  
BioGuard Water Care Products  
Parts & Accessories  
Backyard Grills & Accessories

**Pool Opening & Closing**  
Retail Store  
Open 7 Days a Week

78 First Street, Orangeville  
**519-942-8113**  
ddpools78@gmail.com



*Canadian Made*



*Fairly Traded*



**Karger**

14 MILL STREET EAST, ELORA &  
10 CARDEN STREET, GUELPH

**519.846.2921 • www.kargergallery.com**





A recessed beverage station also stores makings for a quick breakfast and snacks.



**ABOVE:** White upper cabinets blend with walls, ceilings and the tile backsplash to create the illusion of space in this narrow setting. **TOP:** Sara loves her galley kitchen with plenty of cabinetry for storing food and dishware. The banquette was designed for extra gathering space, dining, and even more storage under the bench.

A prep/beverage/breakfast nook at the rear of the kitchen is a clever and efficient use of space. Richard is the primary cook and he loves the sleek new design. A bench in the nook with a bespoke cushion cover was tailored by **Fergus Custom Upholstery & Design** to match the wing chairs they recovered in the adjoining sitting area.

An original fireplace with a sea-green tile surround was existing and unchanged except for the addition of a gas fire insert from **Bast Home Comfort**. The cosy room is now a family favourite.

The stunning artwork over the fireplace is by local artist **Karin Silverstone**. Karin repurposed the lath that was removed during the demolition to create a whimsical design together with plaster and strips of wallpaper. Richard chose the wallpaper patterns that echo the blue hues in the room, “in spite of my colour blindness,” he says.

The adjoining living room has not been changed and is the gathering place for the whole family when they get together for the Grey Cup or the Super Bowl. The oriental carpet used to be in sister Mary’s master bedroom, but it didn’t fit, so she gifted it to Sara. *Continued on page 94*



**WELLINGTON**  
MILLWORK INC.

CUSTOM CABINETRY

OUR PASSION IS BUILDING  
UNIQUE LIVING SPACES

Alma, ON

519.993.8546

wellingtonmillwork@gmail.com

www.wellingtonmillwork.com



**Rich-Craft**  
INTERIORS

519.884.9131

274 Marsland Drive Waterloo

www.richcraftinteriors.com

Visit Our Showroom For  
The Latest Flooring Trends

**Showroom Hours**

Monday - Wednesday: 8:00am - 5:00pm

Thursday: 8:00am - 7:00pm

Friday: 8:00am - 5:00pm

Saturday: Closed

Sunday: Closed

Hardwood • Tile • Stone • Vinyl Plank • Laminate • Carpet



**NEAR RIGHT:** This practical, pretty powder room was created during the reno for easy access to the backyard and the pool. **FAR RIGHT:** Dark cabinetry grounds this contemporary bathroom. The wood door was restored by Van-Del with a nod to the home's history. **BOTTOM:** The dressing table in the master bedroom is one of Sara's finds from the Aberfoyle Antique Market. She repainted it herself.



Upstairs, there are four bedrooms – one for each of the three children, Oskar, Lukas and Max – and the master bedroom. The tub in the new bathroom was replaced with a glass shower from **Guelph Glass Ltd.** and the floor was lowered when plumbing was reconfigured. Van-Del reworked the incredible wooden door

and had it stained to match the rest of the second floor. The basement was dug out to allow for higher ceilings and the uneven floor was levelled. An efficient workout area and a full bathroom were created in the space with a walkthrough to the backyard that makes for easy access to the house from the pool.

**Northfield Trim and Door Inc.** installed sliding doors in the house as well as barn doors and entry doors in the basement. After almost five months, Sara and her family left the temporary shelter of her sisters and moved into their own home, transformed by thoughtful design, personal style and masterful craftsmanship. **OH**




www.northfieldtrimanddoor.ca



**NORTHFIELD  
TRIM & DOOR** Inc.


*We are your* Interior Trim, Door  
& Hardware *Specialists*

39 Northfield Drive West  
Waterloo, ON N2L 4E6  
519.884.4901



**VAN-DEL**  
CONTRACTING LTD

**Building a  
Better Way**



**www.van-del.ca**



**THE ENSUITE**  
Bath & Kitchen Showroom



THE BOLD LOOK  
OF **KOHLER**

DISCOVER. EXPLORE. EXPERIENCE.

*ensuiteontario.com*

Phone 519 837 3387 | Fax 519 822 8647 | 65 Dawson Road, Guelph





My husband and I spent years making rough sketches of our dream home, bookmarking photos, discussing features we admired in other houses, visiting building lots. We had a fairly specific idea of our wants and needs, but the reality of building a custom home seemed out of reach.

When a cottage we purchased as an investment proved structurally unsound, our plans changed and we found ourselves digging through our stack of magazine clippings and feverishly researching details. The cottage had to come down. In its place we'd build the custom home we always wanted.

While the ins and outs of design decisions and project management would come easily to us, financing a home build was utterly perplexing. With the mortgage we had in place for the cottage, and modest savings, how could we fund the needed construction? Would a lender approve us, a couple with no prior homebuilding experience, to be the general contractor of our own construction?

We were fortunate enough to enlist the help of Treena French, mortgage specialist with RBC, our everyday bank, who answered our questions, quelled our fears and walked us through each step (and there are many).

Yes, we could act as general contractors, as we had gathered and presented detailed cost estimates and drawings. Yes, our financials were sufficient for approval of our small home build. But just how would our construction mortgage operate?

Ours was the most common type, a construction draw mortgage. The first draw was enough to replace our original mortgage and gave us sufficient funds to begin the building process. Then, as work progressed on the house, we made three further draws against our final mortgage amount. Each time we reached a milestone in construction, we contacted Treena, who set the process in motion for the next draw.

That draw process was straightforward. An independent appraiser stopped by to evaluate the percentage of completion, and his report indicated that number to the bank, who released the next set of funds.

Those funds could take anywhere from days to weeks to arrive, during which time contractors required payment. In addition, each draw had its own holdback – a percentage of the funds that are held

## CONSTRUCTION MORTGAGES AT-A-GLANCE

### COMPLETION

A completion mortgage is one in which the builder receives all funds only after the home is complete – therefore all costs for the build are shouldered by the builder during the construction process. These types of mortgages are more common for homes with fewer customizations, as most lenders require construction to be complete within 120 days in order to lock in your interest rate.

With a completion mortgage, your application is approved before building commences. But, as the mortgage will not be registered in your name until completion, your financial position must remain unchanged during this period. A change in employment, a new car purchase, additional loan, etc., could jeopardize the mortgage of your home.

### DRAW

With a draw mortgage, your mortgage is registered before the building process begins. Your builder receives payment throughout the build, via periodic draws on the final mortgage amount. The interest rate is locked in from the initial draw of funds, and you hold the title.

Each time a draw is initiated, an appraiser assesses the progress of the build, and funds are released through a lawyer. As a result of these steps, additional fees can be associated with a draw mortgage. In some cases, a larger down payment may be required up front to purchase land for the project, as well.

Your mortgage specialist will walk you through the details of both options, and help you choose the right plan to suit your needs.

by lawyers until project completion. For these circumstances, we were able to utilize our existing line of credit, which was required for the construction mortgage's approval.

If our line of credit had not been sufficient, or if we were otherwise not a good fit with our bank, where could we have turned for our mortgage? I contacted Gerard Buckley of Jaguar Mortgages to gain some insight.

As an independent mortgage agent, Gerard works to match the objectives of his clients with the strengths of his various lenders. In the case of an insufficient line of credit, the right fit might be a lender who offers far more than three or four draws throughout the construction process – perhaps on the order of 25 or 30. Buckley describes these draws as buckets, noting, “Thirty buckets is less precise and gives more flexibility to the homebuilder.”

In our case, four buckets was exactly what we required. We hit no snags on the way, only asked a handful of needless questions of our lender, and somehow finished on budget.

I often mention, and speak highly, of the team who built our custom home – the tradespeople who spent weeks and months drilling, sawing and painting. But, although she was never on site, one of the most important players was Treena, our lender. Having an accessible, supportive mortgage specialist was crucial to the success of our build, and we found that finding someone we could trust and with whom we had a comfortable rapport was just as important as choosing tradespeople. **OH**

**ROAD READIE PAVING**

[www.roadreadiepaving.com](http://www.roadreadiepaving.com)  
705.719.0074 • 1.855.607.PAVE

**HOME BASICS**

FURNITURE, HOME DÉCOR & MORE  
199 ST. PATRICK ST. W, FERGUS • 519-843-2757  
OPEN 7 DAYS A WEEK

*Create Your Oasis*

**SUBSCRIBE**

4 ISSUES PER YEAR  
**\$26.55\*** +HST  
1-YEAR RATE PER REGION  
\*US subscribers add \$10.00 CDN  
\*Foreign subscribers add \$30.00 CDN

Now receive OUR HOMES premium local magazines directly in your mailbox!

OUR HOMES publishes 14 regional magazines quarterly. View them all online at [ourhomes.ca](http://ourhomes.ca)!

CHOOSE YOUR REGION(S) & SUBSCRIBE TODAY:  
[subscribe@ourhomes.ca](mailto:subscribe@ourhomes.ca) | 705.445.5065 x200

**ourhomes**  
celebrating life at home





## ELORA FESTIVAL

Experience a world of music at the 40th **Elora Festival** from July 12-28! **The Elora Singers**, internationally acclaimed, remain the heartbeat of the Festival with solo and collaborative programs spanning nearly nine hundred years of music in nearly every genre. We also welcome guest artists from around the world, including the State Choir LATVIJA, one of the world's finest. Other acclaimed guest artists include: Natalie MacMaster, Measha Brueggergosman, Jane Archibald, Daniel Taylor, Charles Daniels, Daniel Lichti, and James Westman, Piano Six, LaPlante-Seiler-Carr Piano Trio, Kuné, Lemon Bucket Orchestra.

Opening Night on July 12th features the ever popular *Carmina Burana* and many surprises. The Elora Singers will perform several programs by beloved composers while also bringing exciting new works to our audience in more immersive and experiential concerts. Joby Talbot's inspiring *Path of Miracles*, while the *Singers at Twilight* invites the audience into a candlelit St. John's Church for a program of reflective music to end the day. Other exciting offerings include the projected film *The Passion of Joan of Arc*, accompanied by live choral-orchestral soundtrack. Don't miss the Nat King Cole retrospective starring Thom Allison and the Elora Singers.

The entire 2019 Festival program is available at [elorafestival.ca](http://elorafestival.ca)  
519.846.0331

(Please see ad on pg 77)



## BEAVER MILLS DESIGN

Anne Stubbs is the principal designer at **Beaver Mills Design**. An interior designer and antique dealer with over 30 years of experience in the field, Anne creates beautiful and unique designs tailored to each client, utilizing colours, fabrics, and furniture to craft the perfect space.

We believe that your home should reflect your own personal style. Each corner of your life should be eye-catching and unique, just like you! Beaver Mills Design offers a curated selection of quality antiques, furniture, art, china, silver and lighting options at a variety of price points. We specialize in refurbishing upholstered pieces and customizing antique beds, sofas, and chairs.

At Beaver Mills Design, we provide a full-service interior design service, including staging and renovation consultation. In addition to being a Farrow & Ball paint and wallpaper stockist, we are able to provide fabric, upholstery, flooring, window coverings, and the accessories needed to craft your ideal space.

From a family operated storefront on Main Street in the picturesque Village of Erin, Ontario, Beaver Mills Design offers both accessible and high-end product and design services to Caledon, Guelph, Toronto, and beyond.

132 Main St, Erin  
519.833.1143  
[beavermillsdesign.com](http://beavermillsdesign.com)  
(Please see ad on pg 45)



## CATE & CO.

**Cate & Co** is a retail boutique offering a wide variety of vintage and vintage inspired giftware, recreated furniture, and repurposed items and yummy food.

We also have a gorgeous DIY Fusion Mineral Paint line, local artisan wares, and workshops. And speaking of workshops – WE HAVE EXCITING NEWS! Have you ever wondered how you could update and add value to your home without breaking the bank? Join Cate & Co. for one or all six of our fun and informative DIY Fusion Mineral Paint workshops! We'll show you how, supply everything you need, and we'll have a great time together! It's the PAINT IT BEAUTIFUL - HOME MAKEOVER EDITION

- CABINETS: Kitchen & Bathroom
- WOODEN FURNITURE: Indoors & Out
- FABRICS: Cotton, Leather & More
- FLOORS: Hardwood, Vinyl & Engineered
- TILE: Backsplash & Flooring
- TRICKY SURFACES: Hardwood, Vinyl & Engineered

Call or visit us to sign up. Our Campbellville shop is open Wednesday to Sunday 11am-5pm and then you can find us at the Milton Public Market Saturday and Sunday 12pm-6pm.

289.458.0270  
39 Main St N, Campbellville  
[info@cateandcodesigns.com](mailto:info@cateandcodesigns.com)  
[cateandcodesigns.com](http://cateandcodesigns.com)  
(Please see ad on pg 15)



## ROCKHAVEN HOMES

What is new at **Rockhaven Homes**? The biggest change is that Jesse Grin has ownership in the company. This represents the progressive improvement in Rockhaven's business model, while still upholding the same mission statement. Their reputation is built on "Custom, Creative, Caring." Being younger, Jesse has grown up with the new communication and building technology available and is more familiar and effective with the improved systems. This allows for better communication on a daily basis – not just between client and builder, but also between Site Managers and suppliers/trades. These new building techniques and better materials allow for better-built homes. Secondly, Jesse lives in Orangeville, allowing for close proximity to work sites in Orangeville, Caledon and Wellington County.

Rockhaven believes that the design and construction of a custom home should be centered on the client, that the entire process should be an enjoyable one, and that budgets and schedules are very important and should be met. It's still all about the people, our clients and our team.

At **Rockhaven Homes**, we want to build your home as solid as a Rock, and a true Haven for your family.

Come visit us at [rockhavenhomes.ca](http://rockhavenhomes.ca)  
Orangeville: 519.453.6664  
Georgetown: 905.873.1582  
[rockhavenhomes.ca](http://rockhavenhomes.ca)  
[build@rockhavenhomes.ca](mailto:build@rockhavenhomes.ca)  
(Please see ad on pg 15)




## OUR inspiration becomes YOUR reality

Home Tours, Style Ideas, Recipes & DIYs


Follow OUR HOMES on Pinterest, Facebook and Instagram for the latest updates



RECENT TOP PIN  
Home Tour / London



RECENT TOP POST  
Home Tour / Grafton



RECENT TOP POST  
Home Tour / Owen Sound

celebrating life at home  
**ourhomes.ca**

Continued on page 100

# CLAIM YOUR LISTING NOW!

## THE LIST

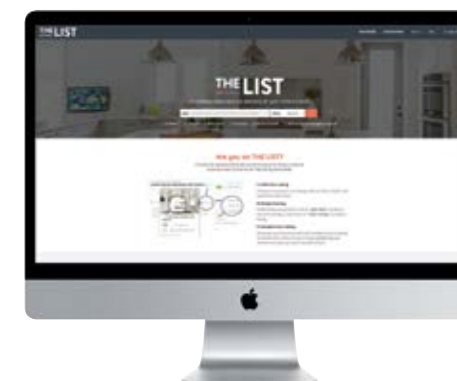
Ontario's Most Comprehensive  
Homes-Related Online Directory

If you or your business offers services or products for homes in Ontario, customers will find you on **THE LIST** by OUR HOMES.

Regional OUR HOMES magazines saturate 14 local markets in Ontario, connecting our advertisers to over 5,000,000\* readers annually.

\*Source – Google Analytics/Salt Strategy 2016 Readership Survey

**Amplify your company's market opportunities with our expanding reach!**



- ✓ Claim your business listing and expand your online presence
  - ✓ Generate leads from THE LIST's Lead Forms
  - ✓ Geo targeting
- ✓ Improve brand awareness and increase local visibility
  - ✓ Enhance your profile with product/service descriptions, pictures and testimonials
  - ✓ Strengthen your business's reputation
- ✓ Boost your SEO    ✓ Increase traffic to your website

**thelist.ourhomes.ca**





## THE PERFECT PIECE – FIND THE PERFECT PIECE IN HARRISTON

Home has always been my favourite place to be. Being able to decorate a space and seeing the final product is why I began this store, **The Perfect Piece**. Friends and family have always reached out to me for suggestions or tips when it came to decorating their own homes and in turn they have updated a space in their home that they love and can enjoy. I hope in visiting our store you get the same homey and welcoming vibe as you have at your own home and that you can find just the right item to do this.

Our store offers a wide arrangement of new high-quality, modern home décor with a bohemian vibe. Area rugs, coffee tables, accent chairs and beds are among our most popular items we sell but it ranges well beyond that.

The owner, Jessie-Lea Koch, is an avid decorator and is always available at the store to assist in decorating or with design tips. Her experience in design and decorating will ensure that you are choosing the right piece for your home. New shipments are brought in weekly to keep items updated and fresh.

**226.622.2503**  
**jessieleahall@hotmail.com**  
**55 Elora St S, Harriston**  
*(Please see ad on pg 18)*



## WELLINGTON MILLWORK

At **Wellington Millwork**, we pride ourselves on using your ideas and concepts with our skills, knowledge and craftsmanship to create unique cabinetry for your everyday living.

We specialize in all things custom, whether it is a large kitchen with an island, an ensuite vanity or a wall unit. Creating unique living spaces is what we both enjoy and excel in. The process starts with a custom design tailored to meet your needs, and finishes with a finished product where the attention to detail will leave you breathless.

Located just north of Alma, we have been servicing Wellington County and surrounding area for the past 10 years. Being able to build customer's dreams in the Wellington County has been a pleasure that we hope to continue for many years to come.

**Please visit our website for more information at [wellingtonmillwork.com](http://wellingtonmillwork.com) or email us at [wellingtonmillwork@gmail.com](mailto:wellingtonmillwork@gmail.com) 819.993.8546**

*(Please see ad on pg 93)*



## THE STONEHOUSE OF CAMPBELLVILLE INC.

Our antique shop has several thousand stained glass windows of Victorian, Edwardian, and Art Deco vintage for sale. These windows have been recovered from old homes, buildings, and churches in England, Scotland, Wales and Canada. We also have a collection of windows from the historic Ed Mirvish Restaurant in Toronto. During your visit you can also view/purchase original hand drawn "cartoons", which were the blueprint drawings for majestic stained glass windows.

All of our windows have been lovingly restored by our skilled onsite artisans. Most have been reframed for preservation, and for the safety of modern installation. Some of our windows are still available in their trendy "shabby chic" original wood frames.

Our windows accent existing windows, create privacy, as well as room dividers. You will find them built into the walls of offices, restaurants, and home and patio renovations. When you visit the store you will spend several hours just looking at the large number of windows on display and exploring the uniqueness of Campbellville's other shops and local sights.

**The Stonehouse of Campbellville Inc.** was established in 1976 and is one of the oldest operating antique shops in the area. Located on the property is a marvellous example of a late 1800's rural Ontario stone farmhouse (hence our name!).  
**905.854 2152**  
**thestonehouse.ca**  
**the\_stonehouse@yahoo.com**  
**8565 Guelph Line, Campbellville**  
*(Please see ad on pg 27)*



## HARTMANN WINDOWS AND DOORS

**Hartmann Windows and Doors** is an established local company that believes in providing the highest level of service, offering the best products available and installations that will exceed your expectations for many years to come.

This year marks the 20th year of being in business and Greg Hartmann would like to thank all of his clients for their business and loyalty. Greg is very proud of his numerous repeat customers and the referrals they have given are greatly appreciated.

Greg has a passion for what he does and that includes collaborating with his perspective clients, listening to and understanding what their needs are and presenting options that excite, add value and provide comfort.

Greg is very knowledgeable about design. He knows what style of windows will suit your home and lifestyle. He spends the time to understand your personal style and will recommend the windows that will stand the test of time, offer the aesthetic you're looking for, and give the best return on your investment.

Please feel free to contact Greg for your next window or door project and see what his expertise can do for you.

**HARTMANN WINDOWS AND DOORS: REPUTATION BUILT ON TRUST**  
**519.824.0181**  
**hartmannwindowsanddoors.com**  
*(Please see ad on pg 16)*




## XANADU FINE CABINETRY AND INTERIORS

Proudly located in the village of Elora, **Xanadu Fine Cabinetry and Interiors** is your local resource for everything in design, cabinetry, renovation and construction! Our extensive showroom offers the latest styles and trends in tile, faucets, light fixtures and more. Walk through the exciting rooms to immerse yourself in the experience of a perfectly designed space – one that we can recreate in your home to suit your individual taste and expectations.

Let the Xanadu team do it all! Our designers understand and appreciate the complexities of combining function and comfort and will work with you to find the perfect balance. Xanadu's custom-built cabinetry is produced at our fabrication facility by expert craftsmen whose pride shows in each unique piece they create. The installation team pay close attention to detail and truly bring your new space to life!

Are you a do-it-yourselfer? Xanadu has the latest and greatest pieces to inspire as you complete your own projects. Our Design Gallery has all the key components and individual fixtures to make the job as easy as possible for you. Our in-house team is here to support and enhance your experience as you choose that perfect element for your reno.

Let Xanadu make your space an idyllic place!  
**6488 Wellington Rd 7, Elora**  
**519.846.2323**  
**xanaduhomes.ca**  
*(Please see ad on pg 55)*



## D&D POOLS

If you're in the market for a new pool installation, renovation or service work give **D&D Pools** a call. Our company has been in business over 30 years and is the go-to store for service and supplies.

Serving Dufferin/Caledon, not only do we build beautiful pools but we also replace liners, heaters, pumps and equipment and supply/install new safety covers, ionizers and salt systems. In addition, we provide opening and closing service.

Our long-term service teams are well known for their hard work and dedication to problem solving.

If you haven't stopped in already, we invite you to visit our retail store at 78 First Street, Orangeville. We're fully stocked with parts, maintenance equipment, quality Biolab water treatment products and loads of pool toys! We're also proud to be the authorized area dealer for both Weber and Big Green Egg grills. We have a large selection of barbecue accessories too! We are very proud to have been awarded the 2018 Platinum level Reader's Choice award for both the best pool store and best barbecue store in the area!

Our staff, both inside and out, are very knowledgeable and super nice to deal with. Your business is important to us and we do our best to make sure every customer has a pleasant experience.

**78 First St, Orangeville**  
**519.942.8113**  
**d-dpools.com**  
*(Please see ad on pg 91)*



## BRYDGES LANDSCAPE ARCHITECTURE INC.

**Brydges Landscape Architecture Inc.** was established in 2004 by senior Landscape Architect Paul Brydges. Paul brings over 30 years of combined design/build and construction experience to the design process.

Landscape architecture is a blend of science, engineering, horticulture and art in the design of spaces to fulfill clients' needs, wants and wishes. The science and engineering need to be in the background to have maintainable, sustainable projects that withstand the test of time. The art of landscape architecture is the finished product that the client can enjoy and reap the benefits.

The studio works closely with a team of trusted suppliers, contractors, architects and sub-trades to design and construct their unique, award-winning landscapes.

We work on many properties that have unique natural features including water views, exposed escarpment and open vistas. We frame these so clients can appreciate the natural beauty of why and where they live. All our drawings are created by hand, not computer-generated images, which lends the organic human touch to our work. We work with nature and blur the edges between built architecture and the natural environment. A truly successful project is when a client can't tell where we started and where Mother Nature left off.

**800 York Rd, Guelph**  
**519.821.8927**  
**lewisupholstery.ca OR**  
**lewisupholsteryguelph.com**  
*(Please see ad on pg 79)*



## LEWIS UPHOLSTERY

**Lewis Upholstery** is a family owned business that has been proudly serving Guelph, Ontario and the surrounding area since 1971. We specialize in the recovery, rebuilding and restyling of a variety of furniture.

Upholstering furniture is a great way to add style and sophistication to your favourite pieces of furniture. It can also add a unique element to make a statement piece or cover up imperfections of damaged pieces of furniture close to your heart. We carry a variety of different fabrics with thousands of sample books and thousands of fabric samples available.

In addition to our fabrics, we also have all our upholstery tools available for the do-it-yourself crowd.

For home, office, recreation, boat, trailer, van, or even patio cushions, Lewis Upholstery has a wide selection of domestic and imported fabrics you're sure to fall in love with.

You can trust in our smoke-free premises to ensure your furniture will look great and will last for many years of use. We even offer a five-year written guarantee! Is your furniture too big to bring in? Call us today for pick-up and delivery. Discover why our customers refer us to their friends!

We make house calls or please visit our showroom!  
**800 York Rd, Guelph**  
**519.821.8927**  
**lewisupholstery.ca OR**  
**lewisupholsteryguelph.com**  
*(Please see ad on pg 29)*





## ORIGINAL HOME FURNITURE

**Original Home Furniture**, letting you customize your purchase just the way you want it!

With so many things coming from offshore these days, it's a breath of fresh air to deal with a company with so many quality Canadian Brands. When people ask why they should shop at Original Home Furniture there are lots of easy answers: great brands, professional sales people, our own delivery team, a price guarantee, and the list goes on.

One of the best reasons is that most of our products can be customized. So that means you can create the perfect masterpiece for your home. With four large fabric walls to select from, you are sure to find the perfect fabrics to bring your room alive! Our solid wood bedroom and dining selections give you the same flexibility of colours, handles, legs, pedestals and more.

This is ultimately what sets us apart from the big box stores along with quality products, a service department to take care of you down the road, and the furniture – just the way you want it! If you haven't been in for a visit for a while, it's worth coming to see how we've changed and what's new!

**259 Woodlawn Rd W, Guelph  
519.822.1251  
originalhomefurniture.com**

*(Please see ad on pg 17)*



## CERAMIC DECOR

Whether you're looking for inspiration or you have a unique look in mind, **Ceramic Decor** has the largest tile selection in Southwestern Ontario, and exactly the look you're searching for.

Their expansive showroom is constantly evolving to showcase the latest trends. For those shopping on a budget, standard tile product lines are offered that are similar to what you will find in large big box format stores, but with value added services you won't find anywhere else. Ceramic Decor hosts a DIY seminar series, provides a child-minding area with refreshment bar and free delivery options, all while offering the largest selection of tile.

Designers and home owners alike are loving the new boutique showroom areas that showcase luxury and exclusive tile lines. Exclusive brands such as Ciot, Marble Trend, Creekside and Stone Tile have dedicated space in the showroom, and many of these lines are exclusive to Ceramic Decor in the Southwestern Ontario Region.

Online shoppers can now place orders and request samples on the Ceramic Decor website, along with product and installation photos.

In-store design consultants, trade partnerships and installation services are some additional reasons that Ceramic Decor has enjoyed over 30 years as the premiere destination for your flooring needs.

**Visit the showroom at  
987 York Rd, Guelph  
ceramicdecor.com  
519.836.7060**



## MEADOWVILLE GARDEN CENTRE

In 1988, on a small piece of land on the outskirts of Guelph, Ontario, a young Joanne and Joe Saliba opened their nursery for business.


Thirty-one years later, **Meadowville Garden Centre** is a household name among the Guelph residents who trust them for all their gardening, landscaping and floral design needs.

Over the years, our facility has grown from just a single greenhouse to over ten acres of specialty supplies, including Guelph's best selection of annuals, perennials, trees, shrubs, potted and hanging plants, gardening tools, bulk materials, and even patio furniture – ensuring you always find what you need (and more) when you visit.

If you're a do-it-yourselfer, we have topsoil, garden mix, mulches, and aggregates – all in bulk or in bags. Delivery is available if required.

Meadowville Garden Centre is your One-Stop-Shop for all your garden needs. It's now open seven days a week from 8am to 8pm Monday to Friday, Saturday 8am to 6pm, and on Sunday from 9am to 5pm. Call us or stop in and our experts will answer your gardening and landscaping questions. We offer free consultation, by appointment. You dream it, we build it!

**519.822.0840  
7767 Wellington Rd 124,  
Guelph  
meadowvillegardencentre.com  
(Please see ad on pg 31)**



## DALEROSE COUNTRY

With the increased shortage of serviced land, we have found that most of our work is Design Build Services and Remodelling support for existing homes.

One of the most common requests is to create additional bathrooms or remodel existing. The addition or the upgrading of an en suite bath is something often needed in older homes.

We are often asked for the addition of large accessible showers that are bright and airy and easy to maintain.

When planning a bathroom renovation, it is important to understand that basically all trade functions will be required to complete the project.

If you prefer the full tile shower, we always suggest the Schluter-Kerdi system which will insure no future leaks.

Schluter also provides an in-floor heating system which can be installed by certified tile installers. Most of our clients are asking for this feature.

Water saving toilets and shower controls appeal to our concern for our environment.

The addition of a bathroom or the renovation of one adds directly to the equity value of a home, not to mention the functionality for the family.

**dalerosecountry@bellnet.ca  
110 Main Street, Erin  
519.833.7499  
(Please see ad on pg 81)**



## BND WOODWORKING

At **BnD Woodworking**, we focus on giving our clients the kitchen they have always dreamed of.

Everyone has unique tastes in terms of style, colour and individual design requirements. With that in mind, we work closely with our clients from start to finish, going over their needs and wish lists, and striving towards turning their vision into a reality.

Attention to detail is most important to us, and by using premium woods and the finest materials, we can achieve a top-quality finished product.

All of our cabinetry is constructed and finished locally in our shop, so we control every stage of the operation. We oversee each step of the process, from measurement and design, through to professional installation.

We work on a wide range of projects, from new builds to renovations, and utilize every available space by building our cabinets to custom measurements. We also pride ourselves on providing superior and reliable customer service, making us stand out amongst our competitors.

The difference is evident in each one of our completed designs. We love your kitchen, as if it was our own.

We're looking forward to working with you on your next project!

**519.836.9028  
sales@bndwoodworking.ca  
bndwoodworking.ca  
66 Arrow Rd, Unit 1, Guelph  
(Please see ad on pg 45)**



## FRITZ ENGLAND PLUMBING & HEATING INC.

**Fritz England Plumbing & Heating Inc.** is a new business that was formed in 2019. It was created by the amalgamation of two local companies, Scott England Mechanical Inc. of Elora and Fritz Plumbing & Heating of Elmira. The partnership of our two companies has allowed us to better serve our clients and expand our service area. Joseph Fritz and Scott England are proud to put their names on our work.

Fritz England Plumbing & Heating Inc. is dedicated to the highest level of professional service. We sell, install and service all types of residential, commercial and industrial plumbing and heating equipment. Our team of highly qualified, licensed and insured individuals are project focused to provide unparalleled quality and service, all while keeping cost in mind and maintaining your budget. Please call us for a quote on your next plumbing or heating project!

**519.803.4665  
6715 Wellington Rd 7, Elora  
info@fritzengland.ca  
(Please see ad on pg 59)**



## FLANNERY ELECTRICAL INC.

**Flannery Electrical Inc.** is locally-owned by Adam Flannery. Adam is a licenced Master Electrician and operates a fully insured company and is an approved ESA contractor.

Flannery Electrical has been serving Guelph, Kitchener, Waterloo, Cambridge, and the County of Wellington since 2010. With over sixteen years of electrical experience, Flannery Electrical prides itself with excellent customer service and superior quality and workmanship. Adam and his team of qualified electricians specialize in residential and commercial projects along with custom homes and renovations.

The company also provides installation of backup generators, hot tub wiring, and LED lighting upgrades which are very popular now. In addition, they perform code compliance work for rental units and are up-to-date with new Smart Home technology.

Living locally, Adam cares about his customers and the community he lives in. He has a hands-on approach and is always involved in every step of the project, paying serious attention to detail; the success of his company is built on professional, high quality workmanship by all members of the team.

Trust local, professional, fully-licensed and insured Flannery Electrical Inc. for all your home electrical needs.

**Call for your FREE quote today!  
519.830.6000  
adam@flanneryelectrical.com  
flanneryelectrical.com  
(Please see ad on pg 71)**



## NORTHFIELD TRIM AND DOOR INC.

Family owned and operated since 1967, Northfield Lumber started as a single man operation servicing the Kitchener Waterloo community with doors, trim and hardware. It operated for 45 years under this name with Richard Woroch at the helm and sons Bob and Jim joining the company over 25 years ago. Richard's daughter Julie joined 15 years ago and grandson Mike has joined the team as well. In 2012, Northfield Lumber changed hands to Richard's children and became **Northfield Trim and Door Inc.** Operating with the same great staff and service, the children will take the business into the future.

With a large showroom and experienced staff, we are always willing to make the extra effort to help our customers pick out the material they need with ease. With over 80 + years of combined experience and 3 generations, we are Waterloo Region's interior trim, door and hardware specialists. Northfield Trim and Door prides itself on outstanding customer service that has created strong relationships with our builders, contractors and carpenters.

From French Doors to Crown Moulding, we can provide you with the products you need. We would be happy to offer you our expertise, attention, great pricing and prompt service.

**39 Northfield Dr W, Waterloo  
519.884.4901  
northfieldtrimanddoor.ca  
(Please see ad on pg 95)**



crafty ideas



PROJECT **DAWN MCCONNELL**  
PHOTOGRAPHY **TARA CHATTELL**

Get creative with your flowers. Simple arrangements will look great on a table, mantel or counter. Think parties, showers or weddings.

## easy ARRANGEMENTS




### MATERIALS

5 Clear vases, your choice  
Water  
Food colouring  
Gerbera daisies

## JUST ADD COLOUR

### DIRECTIONS

- 1 Add water to each vase. Squeeze a few drops of food colouring into each vase and stir.
- 2 Cut flowers to fit vase. Display and enjoy!



### MATERIALS

Cylindrical vases in three sizes  
Small river rocks  
Water  
3 Flowers on stems

## THROUGH THE LOOKING GLASS

### DIRECTIONS

- 1 Place a handful of rocks on the bottom of each vase. Cut flower stems in various heights.
- 2 Arrange stems between rocks on bottom of the vase. Fill vase with water. Enjoy! **OH**



# ROYAL CITY REALTY

B R O K E R A G E

ROYAL LEPAGE



## Helping You Is What I Do

Buying or selling a home is a big decision - you need an experienced professional to guide you through the process. I have had the pleasure of helping many people in the Wellington area over the last 10 years. When you work with me, you can count on personal, attentive, patient service, excellent knowledge of the area, great negotiation skills and expert selling strategies. I call this area home with my family and I would love to help you do the same.

**DONNA DOOUSS**  
BROKER

PHONE: 519.843.1365 | MOBILE: 519.993.3662

EMAIL: [donnadoouss@royallepage.ca](mailto:donnadoouss@royallepage.ca) | [www.DONNADOOUSS.com](http://www.DONNADOOUSS.com)



Royal LePage Royal City Realty, Brokerage (Independently)



**RUDY VANDENBERG**  
CLASSIC RENOVATIONS  
LTD INC.

905.624.5377

[www.rudyvandenbergclassicrenovations.com](http://www.rudyvandenbergclassicrenovations.com)





# directory

OUR HOMES attracts the area's finest businesses to advertise in our pages, and utilize our unparalleled distribution and coffee-table appeal to market their products and services. We're making it easier for you, our readers, to become educated as you plan your home- and real estate-related purchasing decisions. View these business ads online at [ourhomes.ca/wellingtondufferin](http://ourhomes.ca/wellingtondufferin). The listings below are organized alphabetically by industry.

## APPLIANCES

AMG Studios, 69

## ARBORICULTURE/ARBORIST

ArborRite Tree Care, 31

## ARCHITECTS/ARCHITECTURAL DESIGN/ ARCHITECTURAL TECHNOLOGISTS/ DRAFTSMEN & DESIGN

Joel Bartlett Architect Inc., 51

## ART/ARTISANS/ART GALLERIES/ STUDIOS/WORKSHOPS

Kitras Art Glass Inc., 19

## AUDIO VIDEO/HOME AUTOMATION/ELECTRONICS/ SMART HOME TECHNOLOGY

Station Earth Total Home Technologies, 12

## AWNINGS/TENTS/SHELTERS

Shade Plus, 27

## BUILDERS

Centrix Building Group, 61  
Colin Cherry Renovations, 45  
Dalerose Country Homes, 81, 102  
Dan Clayton Homes, 5  
Grandview, 11  
HFH Inc, 83  
Rockhaven Homes, 15, 98  
Rudy Vandenberg Classic Renovations, 105  
Scott Hoegy Building Ltd., 2  
Thomasfield Homes Ltd., 6  
Van-Del Contracting Ltd., 95

## BUILDING/LANDSCAPE SUPPLIES

Elora Home Hardware, 43  
Orangeville Building Supplies Store, 27  
United Lumber Home Hardware  
Building Centre, 9

## CABINETS & MILLWORK/ CARPENTRY/FINE WOODWORKING/ CUSTOM FURNITURE

Almost Anything Wood, 81  
BnD Woodworking Inc., 45, 103  
Homestead Woodworks, 71  
Jacob's Woodworking, 21  
Kurtz Millworks, 47  
Millbank Family Furniture, 83  
Wellington Millwork, 93, 100

## CLOTHING/FASHION/FOOTWEAR/ JEWELRY/LUGGAGE & LEATHER GOODS

Ron Wilkin Jewellers, 51  
Shoe Villa, 79

## COUNTERTOPS

Di Pietra Design, 3

## EAVESTROUGHS/SOFFIT/FASCIA

Jim's Roofing and Renovations Inc., 77

## ELECTRICAL

Flannery Electrical, 71, 103

## FABRIC/UPHOLSTERY/CANVAS

Lewis Upholstery, 29, 101

## FARM SUPPLIES & MACHINERY

Stoltz Sales and Service, 9

## FIREPLACES & STOVES/ACCESSORIES

Caledon Fireplace, 53  
Fergus Fireplace, 59

## FITNESS

Legge Fitness Superstores, 4

## FLOORING

Barton Bath + Floor, 45  
Bigelow Flooring Inc., 61  
Ceramic Decor, 102  
Conway Furniture, 107  
Cover-Ups Carpet & Flooring, 14  
Mapleton Flooring and Windows, 13  
Rich-Craft Interiors, 93  
Rug & Weave, 109

## FLORAL DESIGN/FLORISTS

Maranatha Log House Flowers, 109  
WR Designs The Flower Co., 29

## FURNITURE & HOME DECOR/ ACCENTS/GIFTS/COLLECTIBLES

Beaver Mills Design, 45, 98  
Cate & Co, 31, 98  
Conway Furniture, 107  
HomeBasics, 97  
Karger Gallery, 91  
Kitras Art Glass Inc., 19  
Lewis Upholstery, 29, 101  
Original Home Furniture, 17, 102  
Rug & Weave, 109  
The Chanticleer Shop, 51  
The Perfect Piece, 18, 100  
The Plumber's Wife, 14  
The Rusty Star, 47  
The Stonehouse of Campbellville, 27, 100  
The Weathervane Home & Garden, 27

## GARDEN CENTRES/GREENHOUSES/ NURSERIES

LittleTree Garden Market, 35  
Meadowville Garden Centre, 31, 102

## HEATING & COOLING

Fritz England Plumbing & Heating  
Inc., 59, 103

## HOME ENTERTAINMENT

Station Earth Total Home Technologies, 12

## HOME IMPROVEMENTS/ RENOVATIONS

Centrix Building Group, 61  
Colin Cherry Renovations, 45  
Dalerose Country Homes, 81, 102  
HFH Inc, 83  
Home Hardware, 111  
Rockhaven Homes, 15, 98  
Rudy Vandenberg Classic Renovations, 105  
Scott Hoegy Building Ltd., 2  
Van-Del Contracting Ltd., 95

## INTERIOR DECORATING/INTERIOR DESIGN/HOME STAGING

Beaver Mills Design, 45, 98  
Centre Staged Inc., 85  
Cocoon Interiors, 112  
idesign Kitchen Studio, 85  
Volumes of Space, 53  
Xanadu Fine Cabinetry  
and Interiors, 55, 101

## KITCHEN & BATH

Almost Anything Wood, 81  
Barton Bath + Floor, 45  
BnD Woodworking Inc., 45, 103  
Ceramic Decor, 102  
Elora Home Hardware, 43  
idesign Kitchen Studio, 85  
Jacob's Woodworking, 21  
Kitchen Revival, 23  
Paragon Kitchens, 10  
Sutcliffe Kitchens and Renovations, 7  
The Ensuite Bath & Kitchen  
Showroom, 95  
The Plumber's Wife, 14  
Wellington Millwork, 93, 100  
Xanadu Fine Cabinetry  
and Interiors, 55, 101

## KITCHENWARE/RESTAURANT SUPPLY

Grand Gourmet, 29

OUR HOMES is committed to ensuring the businesses below appear under the correct headings. To make a correction, or to have your business listed under more than one heading, please email [avis.mcfarlane@ourhomes.ca](mailto:avis.mcfarlane@ourhomes.ca). To have your business listed in our Home Resource Directory, call us to advertise at 519.787.0133.

## LANDSCAPE DESIGN & ARCHITECTURE/LANDSCAPING/ LAWN & GARDEN

Brydges Landscape Architecture, 79, 101  
Creo Concepts Inc., 33  
Platinum Natural Stone, 29  
Urban Cottage Landscapes, 31

## MASONRY/STONEMWORK

Culp Restorations, 47

## NEW HOME COMMUNITIES

Mountaincrafter – Grandview Homes, 11

## PAINTING & DECORATING

Elora Home Hardware, 43  
Home Hardware, 111  
Refined Painting, 71

## PAVING/CEMENT/CONCRETE/ INTERLOCK

Road Readie Paving, 97

## PLUMBING

Barton Bath + Floor, 45  
Fritz England Plumbing & Heating  
Inc., 59, 103

## POOLS/HOT TUBS/SAUNAS/SPAS

D&D Pools & Spas, 91, 101

## REAL ESTATE

Coldwell Banker Neumann  
Real Estate – Andra Arnold, 5  
Re/Max Real Estate –  
Angela Berriman, 22  
Royal LePage Royal City Realty, 8  
Royal LePage Royal City Realty –  
Donna Doouss, 105

## ROOFING

Jim's Roofing and Renovations Inc., 77

## SPECIAL EVENTS

The Elora Festival/The Elora Singers, 77, 98

## STAIRS/RAILINGS

Railmaster Stairways Ltd., 47  
Stair Rite, 29

## TILE

Bigelow Flooring Inc., 61  
Ceramic Decor, 102  
Di Pietra Design, 3

## TRIM/MOULDING/CASING

Northfield Trim & Door Inc., 95, 103

## WINDOWS & DOORS

Bavarian Window Works, 69  
Cedarport Window & Door Centre Inc., 33  
George's Windows and Doors Ltd, 91  
Hartmann Windows and Doors, 16, 100  
Mapleton Flooring and Windows, 13  
The Stonehouse of Campbellville, 27, 100



Today's home trends embraced under one roof.

5663 Line 86 just east of Listowel.  
**1.800.365.9127**  
HST INCLUDED • FREE DELIVERY

CONWAY CUSTOM  
**FLOORS**  
LABOY  
ComfortStudio

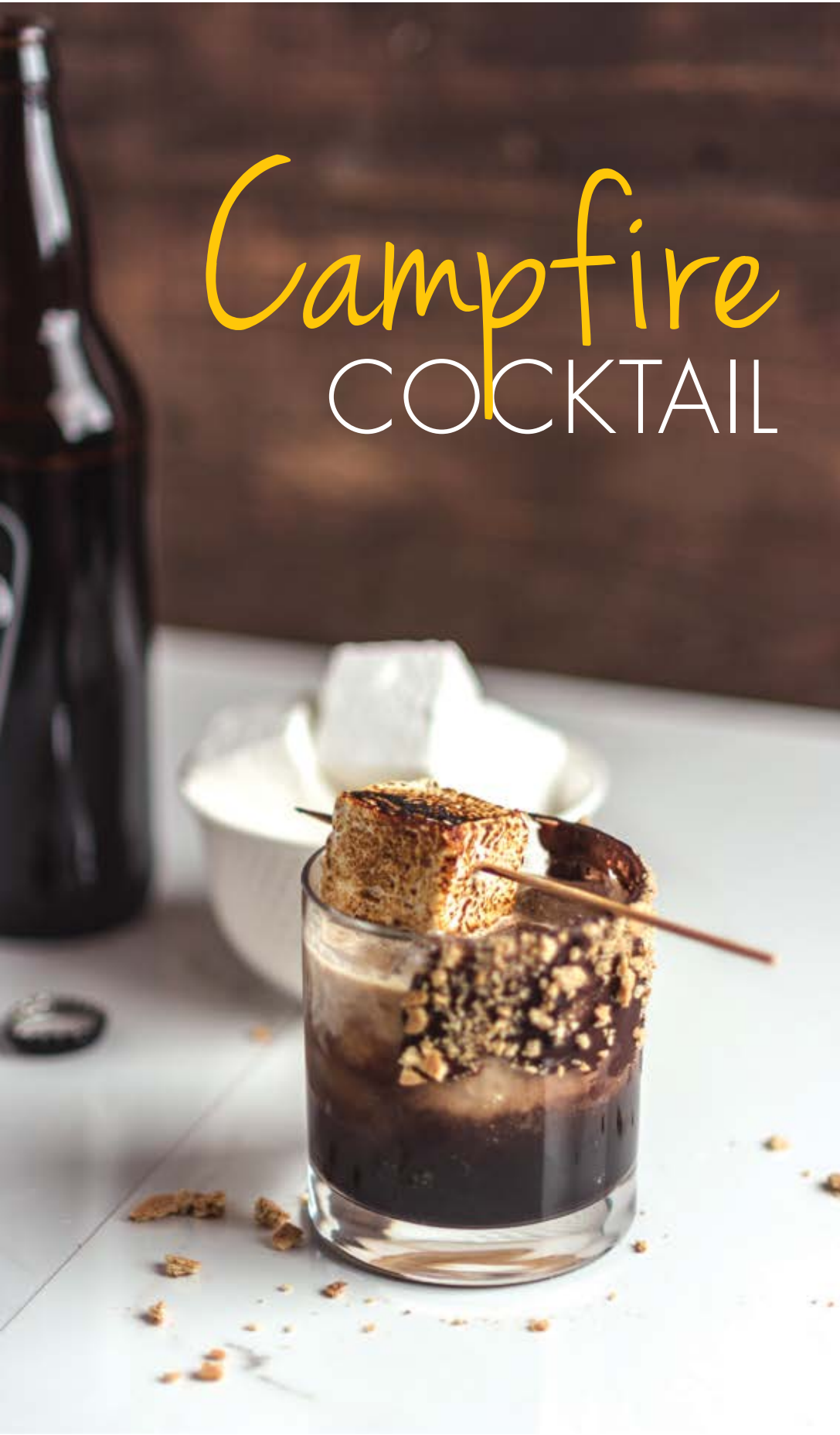




Store Hours:  
Monday & Saturday 8:30 to 5:00  
Tuesday & Wednesday 8:30 to 5:30  
Thursday & Friday 8:30 to 8:00  
We are closed on Sundays.

**[www.conwayfurniture.com](http://www.conwayfurniture.com)**





# Campfire COCKTAIL

RECIPE AND PHOTOGRAPHY  
**JENELLE MCCULLOCH**

You don't need  
an open flame  
to create this  
campfire-inspired  
summer cocktail.

**INGREDIENTS**

- Chocolate chips
- Graham crackers
- Amaretto
- Bourbon
- Stout of choice
- Roasted marshmallows

**DIRECTIONS**

To prepare rim, melt chocolate chips (in the microwave, on the stove or over the campfire). Crush graham crackers on a plate. Spread the melted chocolate along rim and dip into graham crackers to coat. Fill glass with ice and add ½ ounce each of Amaretto and bourbon. Top with stout and garnish with a roasted marshmallow. **OH**

**online** Get more recipes at  
ourhomes.ca/mag/cook

Rug & Weave Presents a

# Summer Solstice Market

in celebration of the changing seasons

June 22nd, 4-9 pm  
460 York Rd Guelph, ON  
20+ local makers, live music  
yummy food & cold drinks  
*see you there!*

Rug & Weave is a carefully curated collection of vintage & antique rugs, handmade pillows, quality textiles, and timeless home decor.

 460 York Rd  
Guelph, ON N1E 3H8  
www.rugandweave.ca  
1-519-546-8720

\*Donations for the Grand River Conservation Foundation accepted upon entry



## Maranatha Log House

..... FLORAL DESIGN STUDIO .....

125 Main St. S. (Guelph Line) Campbellville, ON

# 905.854.0444



finishing touch



**PORCELAIN OUTDOOR TILE**  
PERMACON

MIRAGE  
NOON:  
DAYLIGHT

MIRAGE  
NOON:  
CHARCOAL

MIRAGE  
NOON:  
EMBER

## beautiful HARDSCAPES

Living outside is what we do in summer. It's true, outdoor recreation rooms are a huge splurge. Just imagine the possibilities. We've picked a selection of must-have hardscape materials to create your backyard oasis.

This water feature was built using U-Cara in Pitched Granite Fusion accented with Umbriano in Midnight Sky and Natural Stone in Greyfield.



**STONE SURFACES**  
UNILOCK

PITCHED  
GRANITE  
FUSION

GREYFIELD



**BONDED FACADE:**  
Zenith, Solid Collection.  
**OUTDOOR COUNTERTOP:**  
Orix, Industrial Collection.  
**FLOORING:** Nilium,  
Industrial Collection.

**CONTEMPORARY OUTDOOR SURFACES**  
DEKTON BY COSENTINO



**NATURAL STONE VENEERS**  
ERTHCOVERINGS

FOSSIL:  
CASCADE

LAVASTONE:  
STRIPS

CARIBOO:  
ROCKFACE



**DESIGNER STONE**  
SHOULDICE

Q-STONE:  
ALMOND

ESTATE STONE:  
HAMPTON

**There's no better way to protect wood.**

Only Beauti-Tone's Wood•Shield Best stains are made in Canada and specially formulated to withstand the extremes of our unique climate. Easy to apply, Wood•Shield Best stains have excellent adhesion and penetration, rejuvenating wood surfaces for long-lasting durability and protection – perfect for decks, siding, and more. Plus, they're available in all the right colours.



**Beauti-Tone**  
CANADA'S COLOUR EXPERTS

Available exclusively at Home Hardware and Building Centre locations.  
[beauti-tone.ca](http://beauti-tone.ca)



Expanded Showroom  
Now OPEN!



COCOON INTERIORS INC  
Transform Your Space



YOUR HOME. YOUR LOOK.  
WE'RE MORE THAN JUST A STORE.

- DESIGN CONSULTATIONS
- BLINDS & SHUTTERS
- CUSTOM WINDOW TREATMENTS
- CUSTOM MILLWORK
- AND MUCH MORE!

*SERVING FERGUS, ELORA, ARTHUR,  
GUELPH, KITCHENER/WATERLOO  
AND SURROUNDING AREAS*

VISIT US AND BROWSE THE DIVERSE SELECTION OF UNIQUE DECOR ITEMS  
180 St. Andrew Street W., Fergus | [cocooninteriors.ca](http://cocooninteriors.ca) | 519.843.1739