

SUMMER 2018

STYLE ■ COMFORT ■ IDEAS ■ REAL ESTATE

# ourhomes

WELLINGTON COUNTY ORANGEVILLE CALEDON

TRANQUIL  
*living*  
IN MONO

Stylish  
BUNGALOW  
RETREAT

Relax  
IN YOUR  
CABANA

Light  
YOUR  
PATH

HANDY AT  
"The Hottage"



HOT SUMMER  
STYLE PICKS



2019 ASCENT



INTRODUCING MORE SPACE.  
MORE POSSIBILITIES.  
MORE FAMILY-SIZED FUN.  
ARRIVING SUMMER 2018.



Introducing the all-new, three-row 2019 Subaru Ascent. This mid-size SUV features a turbocharged 2.4L SUBARU BOXER engine that creates the power of a 6-cylinder with the efficiency of a 4-cylinder. The groundbreaking Ascent comes standard with an arsenal of advanced safety systems, including EyeSight® Driver Assist Technology. The Subaru Ascent: everything Subaru knows about engineering vehicles and everything you've always wanted in a three-row, family-sized SUV. Visit [ontario.subarudealer.ca](http://ontario.subarudealer.ca) or your local Subaru Dealer for more information.

SYMMETRICAL  
AWD

EyeSight®  
Driver Assist Technology



Vehicle shown solely for purposes of illustration, and may not be equipped exactly as shown. \*See Owner's Manual for complete details on system operation and limitations. Subaru, Ascent, and SUBARU BOXER are registered trademarks. Eyesight® is a registered trademark of Subaru Corporation.

Personalized to Perfection EXCLUSIVELY AT DI PIETRA DESIGN



Northern  
Ontario's #1  
Choice For Stone  
Counter Tops



DI PIETRA DESIGN  
COUNTER TOPS

705.727.0096 | 672 Welham Rd - Barrie | [www.dpd360.com](http://www.dpd360.com)







Custom design and precision control - of your home.



Home Theatre Design & Installation  
Home Control & Monitoring from your Smart Phone  
Pre-Wire New & Existing Homes – Residential & Commercial Projects  
Motorized Shades – Lighting Control & Outdoor Landscape Lighting

Simplifying our clients' technology needs for over 30 years.

1.800.461.0122 - StationEarth.com



stuv<sup>21</sup>

stuvamerica.com

Wood & gas | Stove & fireplace



CUSTOM HOMES | RENOVATIONS | INTERIOR DESIGN



- Custom Homes
- Renovations
- Design/ Build
- Project Management
- Property Management

- Interior Design
- Professional Staging
- Decor
- Colour Consultations
- Window Treatments

DESIGN • CREATE • LIVE



P.O. Box 370, Orangeville ON L9W 2Z7  
t. 519.943.0500 w. [montgomeryhomes.ca](http://montgomeryhomes.ca)



**SUTCLIFFE KITCHENS**  
AND RENOVATIONS

Experience the personal service & attention to detail that are the hallmarks of a Sutcliffe Kitchen.



519.827.1111 | [sutcliffekitchens.ca](http://sutcliffekitchens.ca) | 930 Woodlawn Rd W, Guelph



find your  happy place

@ ROYALCITY.COM



PERSONAL  
PROFESSIONAL  
PROGRESSIVE  
Real Estate  
Services

# L I F E T I M E SUNROOMS



**SAVE 50%**  
ON INSTALLATION COSTS

## Factory Direct Summer Savings Event

As Ontario's leading sunroom manufacturer, we're offering **50% OFF\*** the installation cost of your custom-built Lifestyle™ sunroom – an average savings of \$1,500.



### SAVE ON LIFETIME METAL ROOFING

Need a new roof instead? **GET 50% OFF\*** the installation cost of Lifetime metal roofing shingles – an average savings of \$750.

\*Some conditions apply. Contact us for details.

*Lifestyle*  
HOME PRODUCTS

Visit our website to enter  
for a chance to win a  
**\$25,000** Home Reno!



**LifestyleHomeProducts.ca/oh-offer**

Call today for your free, no obligation estimate: **1-800-465-0593**



# Jacob's Woodworking

Making your ideas reality since 1992



**CUSTOM KITCHENS**  
from Design  
to Construction  
to Final Installation

Rockwood, ON  
**519.856.0256**  
info@jacobswoodworking.ca  
www.jacobswoodworking.ca



**Rockhaven Homes**

“ The Rockhaven process was very informative and they were very honest and upfront about everything. From day one we knew Rockhaven was who we trusted to build our home. Excellent communication from the Rockhaven team made a potentially stressful process a very fun and exciting time in our lives. ”  
~ JTPD

**CUSTOM CREATIVE CARING**

Come visit us at  
**WWW.ROCKHAVENHOMES.CA**  
📞 905.873.1582 ✉ AGrin@RockhavenHomes.ca

Custom residence in Caledon.



## SEE THE COLOUR YOU EXPECT TO, FOR AS LONG AS YOU EXPECT TO.

You can tell when the colour in the store doesn't match the colour on your wall. When we reinvented our paint, we created our exclusive Gennex® Colour Technology which makes our paint simpler on the inside and truer on the outside. So you get exactly what you expect. That's proudly particular.



Stop in today for colour, paint and decorating advice, and ask us how Benjamin Moore® products with Gennex Colour Technology deliver greater colour consistency and exceptional durability.


Let Us Inspire You.

**Elora Home Hardware** • [elorahomehardware.ca](http://elorahomehardware.ca)

Paint • Wallpaper • Kitchens • Bathrooms • Decor



## FINAL PHASE Now Selling



For those seeking a tranquil yet active lifestyle, Collingwood is the perfect choice. Its location on the shores of Nottawasaga Bay gives residents easy access to a huge array of sports and recreational pursuits. Along with excellent dining and shopping establishments and a vibrant business climate, there is truly something for everyone here.

Every Grandview home comes complete with quality features and finishes, such as 9' Ceilings, Garden Doors, Landscaping Package, California Textured Ceilings, Gas Fireplaces, Deluxe Oak Staircases and Stainless Steel Hood Fans.

Don't miss your chance to live in a Grandview Homes community.

**BONUS PACKAGE - Hardwood In  
Great Room + Central Air Conditioning\***

For more information, call 1-866-775-0333 or email: [mountaincroftcollingwood@gmail.com](mailto:mountaincroftcollingwood@gmail.com)

Visit our Model Home at the corner of Poplar Sideroad and Clark, just east of High St. in Collingwood.



GRANDVIEW  
HOMES

**WWW.GRANDVIEWHOMESNORTH.COM**

\*Bonus Package available for a limited time only. Speak to a Sales Representative for details. Specifications subject to change without notice. E.&O.E.



**MOUNTAINCROFT**





# Stylish FACTORY-INSPIRED TOWNHOMES *In Guelph*



*Biltmore Factory Townhomes* offer custom finishes and easy access to the GO Station and highways all with the best of *the downtown lifestyle right at your door.*



PLANS STARTING FROM  
**\$669,990**

FOR MORE INFORMATION CONTACT

**KIMBERLEY MCKEE** BROKER  
TRILLIUMWEST REAL ESTATE BROKERAGE  
KIM@GEMINIHOMES.CA | 519.239.8757

**BILTMORETOWNS.CA**



THE ENSUITE  
Bath & Kitchen Showroom



BRIZO

DISCOVER. EXPLORE. EXPERIENCE.

*ensuiteontario.com*

Phone 519 837 3387 | Fax 519 822 8647 | 65 Dawson Road, Guelph



# HOME GROUP REALTY INC. BROKERAGE



## 13611 Second Line, Milton \$1,795,000

Hidden away less than an hour west of Toronto, just minutes from the cultural Village of Eden Mills, lies this one-acre oasis of contemporary history. A true retreat property, combining the best of the old and the new with the renovated school house built in 1874 and 2009 addition which doubled its space. The home boasts over 5600 sq ft of living space, 3 bedrooms, 3 baths and all of the upscale finishes you would expect of a home of this calibre. Huge principal rooms, a true chef's kitchen, indoor pool/swim spa, a master suite with enormous dressing room filled with custom cabinetry, make this an unmatched property. The back yard offers decking across 80% of the house with plenty of space for lounging, dining, entertaining or curling up to enjoy your surroundings. Two outbuildings lend themselves to the practical as well as private spaces for creativity and solitude. This property offers so many possibilities for living, work, entertaining and relaxation, you must see it to appreciate all that it has to offer.



**13611SecondLine.com**



**Paul Fitzpatrick**  
Broker of Record  
(519) 240-1722  
paul@homegrouprealty.ca



**Kim Hannah**  
Sales Representative  
(519) 766-7861  
khannah@homegrouprealty.ca

# SUBSCRIBE



Now receive OUR HOMES  
premium local magazines  
directly in your mailbox!

Featuring Home Tours, Style Ideas, Recipes & DIYs,  
OUR HOMES helps you find exactly what you need  
for your home and it's just around the corner!



OUR HOMES publishes 14 regional magazines  
quarterly in the following LOCAL markets:

- Barrie/Orillia/Midland • Grey Bruce • Hamilton • London • Muskoka
- Niagara • Oakville/Burlington/Mississauga • Ottawa • Peterborough
- Southern Georgian Bay • Toronto & York Region • Region of Waterloo
- Wellington County/Orangeville/Caledon • Windsor

CHOOSE YOUR REGION(S) & SUBSCRIBE TODAY:  
subscribe@ourhomes.ca 705.445.5065 x200

STYLE • COMFORT • IDEAS • REAL ESTATE  
**ourhomes**  
celebrating life at home

We Don't Just Build Houses...We Create Homes.

*Restoring & Creating Heritage*



**New Construction | Additions | Renovations**  
324 South River Rd RR2, Elora  
Email: hoegybldg@golden.net • 519-846-0163  
www.hoegybuilding.ca





*No Home Too Small*



**DALEROSE**  
*Country*

**Custom<sup>er</sup> Built Homes  
and Renovations**

**Full Design Build Services**

**NEW LOCATION**

Design Centre: 110 Main Street, Erin

**519.833.7499**

**dalerosecountry@bellnet.ca**

**ourhomes®**  
WELLINGTON COUNTY ORANGEVILLE CALEDON

**REGIONAL PUBLISHERS** Jamie Jefferson  
Georgette McCulloch

**REGIONAL MANAGING EDITOR** Merrilyn Patterson

**REGIONAL PRODUCTION MANAGER** Tracy Shuttleworth

**MARKETING & ADVERTISING** Avis McFarlane, 519.787.0133  
avis.mcfarlane@ourhomes.ca

Glenda Wiedeman, 705.446.4997  
glenda.wiedeman@ourhomes.ca

Jamie Jefferson, 705.730.3827  
jamie.jefferson@ourhomes.ca

**REACH US EASILY: [firstname.lastname@ourhomes.ca](mailto:firstname.lastname@ourhomes.ca)**

OUR HOMES is a registered trademark of OUR HOMES MEDIA GROUP INC.  
OUR HOMES Wellington County Orangeville Caledon is published four times a year.

OUR HOMES is distributed to residents of Wellington County, Orangeville and Caledon via direct mail. Copies of OUR HOMES are available for free pick up at high traffic locations throughout the region. OUR HOMES is distributed throughout select B&Bs and hotels, and to select business leaders via direct mail.

Please send all letters and/or feedback to OUR HOMES Magazine,  
25 Elgin St., Collingwood, ON Canada L9Y 3L6. Or email us at [editor@ourhomes.ca](mailto:editor@ourhomes.ca).  
All letters received are subject to editing for grammar and length.

OUR HOMES MEDIA GROUP INC:

**EDITORIAL**

**EDITOR-IN-CHIEF** Georgette McCulloch

**ASSOCIATE & WEB EDITOR** Laurel Fortin

**MANAGING EDITORS**

Nancy Belgue, Adrienne Brown,  
Walter Franczyk, Mary Hatt, Gina Makkar,  
Sara Martin, Tiffany Mayer, Georgette  
McCulloch, Tamarisk McNalty Stephens,  
Melissa North, Merrilyn Patterson,  
Diane Sawchuk

**ART**

**ART DIRECTOR** Tara Chattell

**ASSOCIATE ART DIRECTORS**  
Sheila Britton, Robynne Sangiuliano

**DIRECTOR OF PHOTOGRAPHY** Jason Hartog

**PRODUCTION**

**PRODUCTION DIRECTOR** Lynn Derrick

**PRODUCTION MANAGERS**

Julia Dempsey, Kelly Donaldson,  
Marilyn Reid, Tracy Shuttleworth

**OPERATIONS**

**MANAGING DIRECTOR, SALES & MARKETING**

Jamie Jefferson  
[jamie.jefferson@ourhomes.ca](mailto:jamie.jefferson@ourhomes.ca)

**MANAGING DIRECTOR, OPERATIONS**

Georgette McCulloch

**ACCOUNTING** Donna Duggan

**CLIENT RETENTION & DISTRIBUTION**

Lisa Merrell

**ACCOUNTS RECEIVABLE** Tyler Annette

**CONTRIBUTORS**

Neso Basara, Sheila Britton, Adrienne Brown, Lisa Canning, Nat Caron, Tara Chattell,  
Jason Hartog, Connie Jeske Crane, Dawn McConnell, Jenelle McCulloch,  
Merrilyn Patterson, Dolores Pian, Melanie Rekola, Mehreen Shahid,  
Yanic Simard, Dann Tardif

Advertisements and the content, including photos, of advertisements published within OUR HOMES magazine are supplied solely by the advertiser and neither the publisher nor OUR HOMES Media Group Inc. accept responsibility for opinions expressed in advertisements or for copyright issues with regards to photos, advertising copy and advertisements, nor shall they be held liable thereby. By act of reading this publication, all advertisers and readers agree to indemnify and hold harmless both OUR HOMES Media Group Inc., and the publisher thereby. Copyright ©2018 OUR HOMES Media Group Inc. All rights reserved. Reproduction without permission is prohibited.

**OUR HOMES CAN BE FOUND IN THE FOLLOWING MARKETS:**

• Barrie/Orillia/Midland • Grey Bruce • Hamilton • London • Muskoka  
• Niagara • Oakville/Burlington/Mississauga • Ottawa • Peterborough  
• Southern Georgian Bay • Toronto & York Region • Region of Waterloo  
• Wellington County/Orangeville/Caledon • Windsor



*Live*  
**GRAND**  
*on the Edge of Elora*



**GOODWIN**  
ESTATES

Granite Homes is pleased to introduce Goodwin Estates, a rare and idyllic community of 30 exceptional estate homes on country-sized half acre lots and larger. Located just outside Elora, a charming village nestled along the Grand River, Goodwin Estates offers exclusive country estate living at its finest.

Coming Summer 2018 Estate Homes from \$1.2M

Discover more: [GoodwinEstates.com](http://GoodwinEstates.com)





# ALL PRO ROOFING



## SHINGLES, FLAT ROOFING & EAVESTROUGH



FREE  
ESTIMATES!

**519.940.4044**  
[www.allprorooftinginc.ca](http://www.allprorooftinginc.ca)



## editor's note



### THIS SUMMER FOR ME BRINGS ANOTHER CHANGE OF ADDRESS.

Choosing that address has as much or more to do with the exterior as the interior space. For me, summer is about gardening and walking. I need to know that there's a space to nurture a new garden, a sunny deck and trails that I can get to without crossing a highway. I am a lover of morning sun. Plants love it too, so I need a southern or southeastern exposure.

It's the setting that often determines the character or style of a home and where you want to live. See how the homeowners in this issue have incorporated the natural surroundings to enhance their lifestyle in three very different and intriguing ways.

A fabulous barn-like country home in Mono is built into a hillside, facing a spectacular meadow. The placement of the house was completely dictated by the natural surroundings. A 50s bungalow in Fergus, nestled in a grouping of mature trees, inspired the homeowners to create "The Hottage," meaning a house in town that feels like a cottage. In Listowel, homeowners added a Muskoka room, with walls of floor-to-ceiling windows that offer expansive views. Reminiscent of family gatherings up north, it sets the tone for this stylish new build.

The summer Spotlight shines on floors from Bigelow Flooring. You'll be inspired by the new trends and flooring options that help reflect your personality and suit your lifestyle.

We'll get your summer mojo going with ideas for organizing a street party, whether big or small. We share the secret to making the perfect popsicle, and how to add structural interest to your backyard with a cabana, pavilion or pergola.

Make the most of your summer setting and please, don't forget to take us outside with you!

*Merrilyn Patterson*

Merrilyn Patterson, Managing Editor  
[merrilyn.patterson@ourhomes.ca](mailto:merrilyn.patterson@ourhomes.ca)

Follow us [f](#) [i](#) [p](#) Subscriptions [subscribe@ourhomes.ca](mailto:subscribe@ourhomes.ca)

online Get more at [ourhomes.ca](http://ourhomes.ca)

# MAPLETON

## FLOORING AND WINDOWS

IN-HOME CONSULTATIONS - PROFESSIONAL INSTALLATION  
INTERIOR DESIGN - EXPERT KNOWLEDGE AND ADVICE



**\$500 REBATE**  
PER WINDOW

FROM THE GREEN ONTARIO FUND

NO ADDITIONAL FEES  
NO ENERGY AUDIT REQUIRED

**NORTH STAR**  
VINYL WINDOWS AND DOORS

83 WELLINGTON ST. SOUTH - DRAYTON - (519) 638-5112

**MAPLETONFW.COM**



# CONTENTS

## SUMMER 2018



90

34



60

### ON THE COVER

Fergus DIY Duo creates a dreamy summer oasis in their house with a cottage feel - "The Hottage". Story, page 34. Photography by Jason Hartog.

56

26



### LOCAL FEATURES

- 26 Style Picks** These design favourites will add sizzle to your summer.
- 34 Feature Home** A hands-on Fergus couple creates "The Hottage" in a woodland setting.
- 56 Spotlight** The latest flooring trends and design advice from experts at Bigelow Flooring.
- 60 Home & Architect** A city family lives the country life in Mono.
- 74 People** Selling your house or renovating? Get the best advice from local business owners.
- 90 Feature Home** Two sisters and a decorator plan a stylish reveal for a snowbird couple's return.

### DEPARTMENTS

- 20 Editor's Note**
- 24 Advice** Night Lights
- 30 Good Taste** Watermelon Frosé
- 32 Crafty Ideas** Tic Tac Toe On The Go
- 46 Design Ideas** Splurge Worthy Décor
- 50 Outdoor Living** Throw A Street Party
- 52 Double Take** Fresh Bathroom Look
- 54 Real Estate** Reno Incentive Programs
- 72 Design Ideas** The Ultimate Craft Room
- 106 Gardening** Cabanas, Pergolas, Pavilions
- 108 Projects** Jar Bling In A Jiffy
- 110 Home Resource Directory**
- 112 Cooking At Home** Grilled Cheese Platter
- 114 Finishing Touch** Everyone Into The Pool!



## KITRAS ART GLASS

# 3rd Annual Garden Party



save the date  
**JUNE 23**  
10:00 am - 4:00 pm



SHOP  
THE  
GARDENS

LIVE  
GLASS-  
BLOWING  
DEMOS

HOURLY  
DOOR  
PRIZES

AND SO  
MUCH  
MORE!

530 Dickson Dr. Fergus, ON - PH 1-800-439-6393 - info@kitras.com - kitras.ca





RW

RON WILKIN JEWELLERS  
109 ST. ANDREW STREET W, FERGUS, ON N1M 1N6  
(519) 843-1225 • RONWILKINJEWELLERS.COM

advice



# NIGHT LIGHTS

Interior Designer **Dolores Pian** shares her ideas.

First impressions matter, whether it's a single family bungalow or a condominium building. Outdoor lighting can improve curb appeal, welcome you home and make you feel safe and secure.

Because lighting choices and applications are limitless, you need a well-thought-out plan to help beautify your outdoor living space.

## LIGHTING STRATEGY

**What is your outdoor personality? To determine that, you'll need to ask:**

What do I love most about my yard, patio or balcony?

When and how will I be using my outdoor space?

When and where is security lighting most important?

Do I need help? Can a professional help me achieve my objectives?

Lighting up your yard, garden, deck or patio is a great way to extend the square footage of your living space. It adds ambience to your home, promotes enjoyment and maximizes your entertainment space, adding to your personal style, comfort and convenience.

**Strategic placement of fixtures can enhance the architecture and the use of your space. Here are some options:**

**Up-lighting** – lights from below to create a focal point in the landscape

**Wall washing** – general illumination

**Silhouetting** – dramatizes an interesting shaped object

**Step lighting** – illuminates stairways and walkways

**Path lighting** – enhances landscaping elements such as flower beds, shrubbery and borders while safely illuminating pathways

**Deck and patio lighting** – provides safety and accent lighting



## BEFORE YOU INVEST

**What you need to know before purchasing and installing outdoor light fixtures:**

Not all light fixtures can be used outdoors. Check the safety rating for damp or wet locations.

FEISS: Hilo 12-Light Outdoor Chandelier



Hire a qualified electrician. Outdoor lighting requires special attention and fixtures can be located in hard-to-reach places. You only want to do this once, safely and according to the Ontario Building Code.

**Buy quality, long-lasting finishes.**

Quality housing protects the light and is more resistant to the elements, so fixtures last longer with little to no maintenance.

**Colour temperature.** Do you want cool or warm light? Selecting the correct lamp can dramatically change the look and feel of your outdoor space.

## HOW MUCH IS TOO MUCH?

Be kind to the night sky and your neighbours by directing lights downward, use low glare fixtures and place motion sensors on essential outdoor lamps. Turn lights off when not in use.

## NEW, NOTABLE & SOMETHING SPECIAL

**Today's technology lets you have more fun outdoors both night and day, with clever and charming items such as:**

**Portable LED lanterns with wireless speakers.** Great for condos and other areas where no electrical outlets are available. The Uma Sound Lantern by Design Within Reach (DWR) has a dimmable light with a speaker.

**Chandeliers** for that extra bit of panache. Feiss makes an explosive orb chandelier that adds elegance to any outdoor dining area.

**Mobile lighting** in the form of wireless globes, cube tables and other pieces of furniture. They are cordless and rechargeable with a colour rotation to suit your mood or occasion. DWR makes a variety of globes that are waterproof and glow in a variety of colours.

**String lights** in a variety of shapes and sizes and price points set a festive mood for patios and balconies.

**LED candles** come pretty close to the real thing.

## P.S. PREPARE FOR WINTER

I know it's summer, but don't forget to prepare for winter. Check bulbs and replace them with LED bulbs, clean fixtures and adjust timers. You can still enjoy the winter landscapes while cosy inside.

Now, you have everything you need to get your exterior glowing and enjoy your fabulous soirées. **OH**




ALMOST ANYTHING WOOD

EST. 1989



CUSTOM MADE KITCHENS / VANITIES  
WALL UNITS / BARS / BUILT-INS



TRADITIONAL & EUROPEAN DESIGNS

*Exceptional Quality*  
*Exceptional Design*

205 Breadalbane St., Fergus ON  
519.843.7500



www.almostanythingwood.com





PHOTOGRAPHY **NESO BASARA**

# HOT

summer style

Our favourite style choices  
for sizzling summer living.



1



2



3



4



5



6

**1 D&D POOLS & SPAS**

**Barbecue**  
Sizzling steaks, chops and burgers can all grill at once on the Weber Summit 470/670 barbecue. It offers an LED fuel gauge, built-in rotisserie, infrared burner and smoker box, plus control knobs light up for easy night grilling.  
78 First St., Orangeville  
519.942.8113 | d-dpools.com

**2 KITRAS ART GLASS INC.**

**Oil Lamp**  
These hand-blown oil lamps are inspired by Van Gogh's *The Starry Night* painting. Swirls of glass blend the colours on the surface to create a beautiful glow and ambient experience.  
530 Dickson Dr., Fergus  
519.843.2480 | kitras.ca

**3 DALEROSE COUNTRY**

**Kitchen Finishes**  
This season's fresh design choices: Similacquer laminate cabinets in Silverwood or Super White by Miralis, Cambria quartz countertops in Queen Anne matte, and bold bronze Berensen handles called Swagger.  
110 Main St., Erin  
519.938.8417 | dalerosehomes.ca

**4 RUG & WEAWE**

**Vintage Rug**  
Whether they're a conversation starter or just another excuse to kick off your shoes this summer, vintage rugs are a must-have. Rug & Weave has you covered. Find your perfect rug in store or online.  
460 York Rd., Guelph  
519.546.8720 | rugandweave.com

**5 BUY THE YARD INTERIORS**

**Chair**  
Add a punch of colour to your favourite room. Choose from a wide range of summer fresh fabrics to customize this stylish Stephanie Chair by Silva Custom Furniture – available at Buy The Yard Interiors.  
208 Woolwich St., Guelph | 519.767.1970  
buytheyardinteriorsguelph.hunterdouglass.ca

**6 THE CHANTICLEER SHOP**

**Rooster**  
This handsome long-legged rooster, fashioned from grey metal with a copper crown and beak will be a conversation piece whether he lives indoors or out.  
45 West Mill St., Unit 9, Elora  
519.846.8796 | chanticleershop.ca  
*Continued on page 28*



7



8



7 LEWIS UPHOLSTERY

**Sofa**  
Bring your tired sofa into the sunshine with a rose-coloured makeover by Lewis Upholstery. Many bold and bright fabrics to choose from in-store.  
800 York Rd., Guelph  
519.821.8927 | lewisupholstery.ca

8 STYLIN' HOMES


**Floral Print**  
This bold and beautiful print called *Baroque II* will make a statement in your foyer or on the wall at the top of the stairs. Available for interior design or staging.  
Orangeville  
519.943.0500 | stylinhomes.ca

9 ORANGEVILLE BUILDING SUPPLIES

**Wood Fired Grill**  
Get smokin' on this Traeger 20 grill. With EZ-fold legs and 300 square inches of grilling area, you can smoke those ribs at home or by the lake.  
205164 County Rd. 109, East Garafraxa  
519.942.3900 | orangevillebuildingsupply.ca OH


9






## Urban Cottage Landscapes

519.760.9436 | 905.484.9436  
info@urbancottagelandscapes.com • www.urbancottagelandscapes.com




**NATURALIZED DESIGNS INSPIRED BY NATURE**

WINDING CURVES INSTEAD OF STRAIGHT LINES  
NATURAL STONE PATHWAYS AND PATIOS  
PONDS AND TRICKLING WATERFALLS



## THE RUSTY STAR



— COUNTRY HOME DÉCOR —



Located at Grey Rd. 4 Maxwell, Ontario

www.therustystar.ca | (519)-922-2010 | therustystar@live.com

Hours: Mon-Fri: 9:00 am - 5:30 pm  
Sat: 9:00 am - 5:00 pm (Closed Sundays)



## Summer Fresh

www.theweathervane.ca  
74 MAIN ST., ERIN 519.833.2596



## George's

WINDOWS & DOORS LTD

GUELPH'S #1 WINDOWS & DOORS COMPANY FOR OVER 10 YEARS!



PARTICIPATING CONTRACTOR WITH GreenON PROGRAM

Window Wise ACCREDITED BUSINESS

Custom Size Window Replacement • Patio Door Replacement  
Enclosures • Storm Doors • Entrance Doors & Glass Inserts

CALL OR VISIT GEORGE'S WINDOWS & DOORS SHOWROOM TODAY!  
80 REGAL RD., UNIT 1, GUELPH, ON

519.821.7800

WWW.GEORGESWINDOWS.COM



good taste

# watermelon, FROSÉ

RECIPE AND PHOTOGRAPHY  
JENELLE MCCULLOCH

online Get more recipes at  
[ourhomes.ca/mag/cook](http://ourhomes.ca/mag/cook)

## INGREDIENTS

Makes 4 to 6 servings

5 cups watermelon,  
cubed and frozen

½ cup  
granulated sugar

½ cup water

1 750ml bottle  
of rosé wine

½ cup vodka

Fresh mint

## DIRECTIONS

Core and cube a large watermelon. Place cubes on a baking sheet and freeze.

Meanwhile, combine sugar and water in a saucepan. Simmer until sugar is dissolved, creating a simple syrup.

Just before serving, add all ingredients to a blender, adding ½ cup of wine at a time. Pulse until smooth. Garnish with mint and serve.

If you're strapped for time, make frosé ahead of time and store in the freezer until ready to serve. **OH**

The frosé (rhymes with okay) is the hottest drink of summer. This wine-based frozen slushie gets its flavour from watermelon, the season's most popular fruit. Perfect for the patio or around the pool.



custom homes

RENOVATIONS & ADDITIONS  
GENERAL CONTRACTING  
PROJECT MANAGEMENT

519.938.7599



**Home**  
hardware  
building centre

# ARTHUR



Come and Visit Our Showroom Meet Our New Kitchen &  
Bath Designer - Ask About Our Home Installs

**Home**  
INSTALLS  
DESIGN & INSTALLATION

YOUR HOME FOR  
**EXPERT ADVICE**

519.848.2444 | 7580 1<sup>st</sup> Line W. Garafraxa, Arthur ON



PROJECT **DAWN MCCONNELL**  
PHOTOGRAPHY **TARA CHATTELL**

# TIC TAC TOE to go

*THIS GO-ANYWHERE TIC-TAC-TOE GAME IS IDEAL FOR A RAINY DAY AT THE COTTAGE, GAME NIGHT OR A DAY AT THE BEACH.*



## Play Pieces

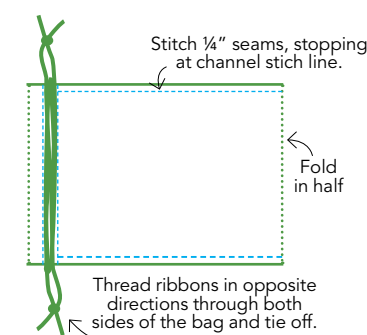
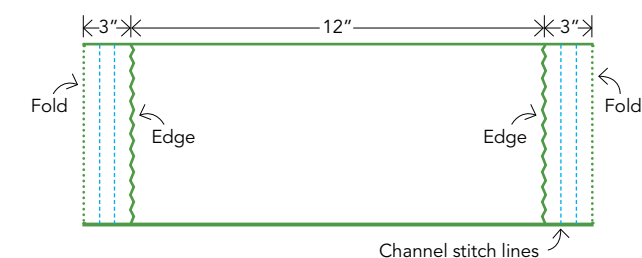
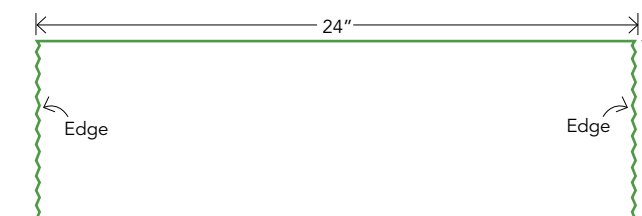
10 small flat stones  
Acrylic paint (in colours noted below)  
Fine paintbrush  
Mod Podge  
Black marker

### NATURAL

Using white paint, mark five stones with an X and five with an O. When dry, coat with Mod Podge to seal.

### BUGS

Paint five stones red and five yellow.  
When dry, on red stones using black, paint each end, and a stripe down the middle and add spots.  
On yellow stones using black, paint stripes around the stone and a wider stripe at one end for a head.  
When dry, add two white dots for eyes on all stones.  
Coat with Mod Podge to seal.



## Drawstring Bag

Material, six-inches wide by 24-inches long (we used burlap ribbon and fabric)  
Ribbon, 2 lengths, 18-inches each  
Thread (we matched our material)  
Scissors  
Safety pin or bobby pin

To stitch a channel for the drawstring, fold 3-inches in from each end of the material. Stitch two seams at each end, at 1-inch and 2-inches from the folds.

Fold material in half, right side in. Stitch each edge with a 1/4-inch seam, stop 2 inches from the top of the bag to leave the stitched channels open. Turn right side out.

Attach the first ribbon to a safety pin or bobby pin and thread it between the stitched channel on the front of the bag and out, then thread back through the channel on the back. Knot the ends of the ribbon together to make a loop. Repeat with second ribbon, starting from the opposite channel opening. You should be able to pull the knotted ribbons and draw in both sides of your bag.

Using a black marker, draw a grid on the drawstring bag with two vertical lines and two horizontal lines as your game board. **OH**







# DIY DARLING

STORY  
MERRILYN PATTERSON  
PHOTOGRAPHY  
JASON HARTOG

Leslie and Gord had lovingly restored a rundown cottage near Point Clark and owned a subdivision house in Fergus, but they longed to have a home that had a cottage feel, without the commute. They craved a combination house and cottage.

*Continued on page 36*

**TOP LEFT TO RIGHT:** A woodland garden + quaint cottage decor = "The Hottage" for this Fergus couple. **RIGHT:** The built-in drawers and servery in the dining room are original to the house. **OPPOSITE:** Pale grey and white in the dining room provide the perfect backdrop for the fresh navy and white summer palette.







A half door to the mudroom keeps Kensie, the family pet, in her place when needed.

A 50s bungalow in Fergus on a large lot lined with mature trees called to them. Leslie imagined the home decorated in cottage style, and the large backyard a beautiful woodland retreat. Gord had learned to trust Leslie's vision after their cottage experience and they took possession in February 2015. The transformation to "The Hottage" began.

They hired **Paul Kraemer of Kraemer Quality Construction** to oversee the renovations, which included the kitchen, bathrooms, flooring, mudroom, windows, new stair railing, basement, exterior siding and decks.

Leslie and Gord did the design, much of the demo, basement floor installation, painting and staining. The ceramic floor and subfloor in the hallway and kitchen had to be removed, which involved the painful process of chipping off thinset to get at the screws. Attaching a grinder to a shop vac, Gord was able to grind the thinset down while containing the dust and allowing the removal of thousands of screws.



**LEFT:** A large pine island and apron sink evoke cottage style. **BELOW:** Leslie incorporated a plate rack in her cabinet design for the kitchen eating area – another nod to cottage and country living. **OPPOSITE, LEFT:** A mudroom at the back door doubles as a hangout for Kensie. **RIGHT:** Vintage picnic baskets store outdoor paraphernalia and Kensie's food.

Leslie designed the kitchen layout and drew inspiration from British Chalon Kitchens for the stove alcove, plate rack, double wooden knobs and cabinet base design. **Auke Bijlsma of Wellington Millwork** installed standard, stock-size cabinets, milled and trimmed to look custom made. Leslie chose a neutral colour scheme that she uses as a backdrop for seasonal decorating.

When the couple took possession, there was an L-shaped living/ dining room. They removed the wall between the dining area and the original small kitchen and created a new entryway from the living room to the new expanded kitchen. *Continued on page 39*







**TOP LEFT:** Leslie, Gord and Kensie relax in the living room. **LEFT:** A chair in the piano room was refreshed with a coat of black paint after being rescued from the roadside. **ABOVE:** Gord and Leslie redesigned the original L-shaped living room to create a distinct separation between the living room and eat-in kitchen. Fireplace insert supplied by Fergus Fireplace.

While Paul and his crew were working on renovations, the couple were busy painting the interior. Leslie painted the entire basement level – with only the electrician's hanging lamps for light in order to be ready for the April move-in day. While most of the renovations were complete, the movers had to step over plumbers as they finished the kitchen.

Leslie has a keen eye for decorating. Every room in the house has been carefully curated and the changing colour theme is dictated by the season. For summer Leslie chose a fresh navy and white palette that carries from room to room. She's also a talented painter of both walls and furniture pieces. Her vignettes throughout the house emulate the cottage theme she and Gord planned. *Continued on page 41*





What was once a bedroom off the front entry is now the piano room and towards the back of the house, the mudroom hallway bench is decorated with baskets and holds barbecue utensils and other outdoor items. A broom closet was removed to enlarge a two-piece powder room, and just before you go out the back door, a closet was removed to complete the tiled mudroom and create a perfect spot for Kensie, the couple's mini Golden Doodle. A half door to the mudroom keeps Kensie in her place when needed.

The master bedroom carries the navy and white theme and the retro chenille bedspread evokes the cottage feel. Handy built-in drawers under the dormer are part of the original design. Leslie is particularly fond of the picture hanging beside the bed. It's called *The Verandah*, circa 1930.

The master bath boasts a new walk-in glass shower and a claw-foot tub. Tile for the shower surround and floor is from [Ceramic Decor](#). Leslie changes the drapery with every season. The whimsical bird print was found at [Len's Mill](#). She hangs the fabric from metal clips that make seasonal changes a breeze. *Continued on page 42*

**ABOVE:** A chenille bedspread, vintage art and a comfy throw over the wrought-iron bed speak to the cottagey summer theme in the master bedroom. **ABOVE RIGHT:** What cottage bedroom would be without a washstand and a bouquet of blooms? **RIGHT:** The front hall stairs had a makeover with a new railing, refinished treads and a fresh coat of white paint. **OPPOSITE:** A claw-foot tub in the master bath and bird patterned curtains blowing in the summer breeze promise a sweet retreat from hot, hazy days.







A guest room tucked under another dormer could well be a cottage lakeside room. Blue and white throws are ready for an afternoon nap or a peaceful night's sleep.

One more bedroom in the lodge-style basement is the place where the boys in the family sleep when they come to visit. A games room keeps them occupied on rainy or cold evenings. Gord made a ping pong table using an old air hockey table as the base.

Leslie's vision for the outdoor space was drawn on a napkin. The large mature trees shade the backyard and different outdoor rooms add parochial charm. Leslie imagined a small barn that she could put a harvest table in and entertain in all seasons. **Bosman Home Front** customized a standard shed by adding barn door hinges and barn door detail, z-shutters and a cupola with weathervane. Barn details were also applied to the storage shed and potting shed, which has a Dutch door and a farmhouse sink that was left over from renovations. *Continued on page 44*

**ABOVE:** Down the hall from the master is a guest room fitted with a black wrought-iron bed, dressed in Leslie's summer navy and white palette and accented with fresh flowers from WR Designs. **TOP RIGHT:** The basement guest bedroom has a lodge-like feel. **RIGHT:** Gord says this is his favourite view from inside the house. Cottage country style and the simple airy palette blends with the original character of the house.



Let Valor be the *Wow* factor!

**Fergus Fireplace**  
WOOD • GAS • PELLET

**RENOVATIONS & NEW BUILDS**

Established 1995  
967 St. David St. North, Fergus N1M 2W3  
519.843.4845 • 1.888.871.4592  
[www.fergusfireplace.com](http://www.fergusfireplace.com)

Projects - Design to Completion

**GEMINI POOLS**

**WE ARE A FULL SERVICE COMPANY,  
INSTALLATIONS, REPAIRS, LINERS, SAFETY COVERS,  
POOL OPENINGS & CLOSING.**

519.217.1593 | 416.936.6469  
CALEDON/ORANGEVILLE | TORONTO

[geminipools.ca](http://geminipools.ca) • [geminilandscapes.ca](http://geminilandscapes.ca)

**Original HOME FURNITURE**  
Guelph's Premier Furniture Store



Palliser Premium Leather



Décor-Rest Designer Furniture



La-Z-Boy Comfort Studio

259 Woodlawn Rd., West, Guelph  
[www.originalhomefurniture.com](http://www.originalhomefurniture.com)





Pride in Workmanship

**STAIR RITE**

**CUSTOM STAIRS  
RAILING DESIGN  
NEW/STAIRS & REFACES  
CUSTOM CARPENTRY**

*We have been in business in Guelph since 1972. Visit our showroom 80 Regal Rd. Unit 12, Proudly serving Surrounding area...*

**519-837-2911**

**stairrite@yahoo.ca • www.stairrite.com**

40 years of service

Welcome home to  
**CUSTOM LIVING**  
*in Wellington County*

**KRAEMER**  
CONSTRUCTION

**519-843-1680**  
kraemerconstruction.ca

TARION CWCA

Amongst this DIY couple’s many talents, they are also gardeners. Before they could get to the plantings, a full-size basketball court was discovered under inches of soil and had to be removed. **Highlander Landscapes** was contracted to build the fence and remove old shrubs and stumps and the basketball court. Leslie designed stone-lined walkways – one leads to a garden bench. After putting down 400 rolls of sod and 11 yards of mulch, they planted flowering trees, trilliums, hostas and other shade loving plants. Many of the plants and shrubs were purchased at **Little Tree Garden Market**. Gord built raised beds for herbs and vegetables.

A stone fire pit, flagstone patio and large decks complete this woodland retreat, along with a hot tub where Gord and Leslie relax, gaze at the stars, and survey the beauty from their “Hottage” in town. **OH**

**ABOVE:** A customized shed that looks like a barn, is used for entertaining. Leslie changes the décor with each season. **TOP RIGHT AND BOTTOM FAR RIGHT:** A potting shed is a charming addition to Leslie’s woodland garden. **RIGHT:** Et voila! The woodland garden at “The Hottage” – with walkways and a bench beneath mature trees.



**WELLINGTON**  
MILLWORK INC.

CUSTOM CABINETRY

**OUR PASSION IS BUILDING  
UNIQUE LIVING SPACES**

Alma, ON  
**519.993.8546**  
wellingtonmillwork@gmail.com  
www.wellingtonmillwork.com

f i g





# Splurge WORTHY

ARTERIORS:  
Hammond Chandelier



CIRCA LIGHTING:  
Sanger Small Chandelier



STORY **YANIC SIMARD**

We know some things we shop for will be a passing fancy – like a “millennial pink” pillow or a glitzy brass bauble. However, some pieces in your home should absolutely be approached as an investment, and if chosen well can become a true heirloom, weathering decades of use and shifts in style.

## A ROOM-MAKING RUG

While too often rugs end up being an afterthought, if chosen properly they will and should anchor and elevate the look of an entire room. Rugs can also last for generations, if selected in a quality material, tight weave and a timeless style. Traditionally, patterned rugs can feel very hip and trendy when mixed with contrasting styles of furnishings, but you also know they’ll stand the test of time, as these styles have already endured for centuries. Just expect to pay as much for a long-lasting rug as you would a good sofa, and in some cases, depending on size, even more.

**LOOK FOR:** Wool in a tight weave.

**TIP:** Bend the rug on a diagonal to make sure there isn’t excess empty space between the rows of fibres for soil to gather.



THE RUG COMPANY: Amritsar 403

## A STATEMENT CHANDELIER

Individual pendant lights may not be worth moving from home to home, but a grand chandelier is forever. Plus, it can be enjoyed from all angles and makes a natural focal point, so it’s worth investing a bit to get something that stands up to all the extra attention. For the best long-term investment, choose a handcrafted one-of-a-kind piece, or look for a style that has lasted for at least 15 years (such as a French mid-century period crystal chandelier), to avoid passing fads.

**LOOK FOR:** Honest finishes like smoked glass or bronze, rather than faux finishes like gold-plate.

**TIP:** Choose one with an adjustable cord or chain, so it can be rehung in a taller or lower space later. *Continued on page 48*



**Award Winning and Certified Home Staging and Redesign Professionals**

265 Hanlon Creek Blvd, Unit 7, Guelph, ON  
519.591.2656  
jenny@centrestaged.com | www.centrestaged.com



*Book your Getaway in  
Beaver Valley*



519.378.3020  
cornercottage.ca





A STRONG BUT SOFT  
LEATHER SOFA

A good sofa needs to do a lot: be comfortable, look good, survive spills and indulge naps. This is definitely not a place to cut corners in any home. A quality leather sofa in a natural, supple material, will only grow more beautiful with age as the material develops a patina over decades of use. The best thing about a comfortable sofa? It can start as the central feature of your first home, and eventually move to a den or study in a future space – but you'll always have that one place you love to lounge.

**LOOK FOR:** Timeless natural shades like tan or soft grey.

**TIP:** Choose a simple and understated style that's truly comfortable, and then customize with beautiful one-of-a-kind vintage pillows. Think Hermès scarves turned into pillows.



LIGNE ROSET: Nils Sofa



TRIBUTE GOODS:  
"Fleur de Montagne"  
Hermès Silk Scarf Pillow

TRIBUTE GOODS: "Galop Chromatique"  
Hermès Silk Scarf Pillow

TRIBUTE GOODS: "Marcelina" Gray  
Hermès Silk Scarf Pillow

TRIBUTE GOODS: "Marcelina" Plum  
Hermès Silk Scarf Pillow

AN ORNATE MIRROR

Like Modern? New Traditionalist? Art Deco? No matter your preference, you can find a beautiful mirror that adds style to your walls, while also being functional and doubling the visual size of a room. Ultimately while the frame will add flair, it's a quality piece of glass that will make a true heirloom, so look for one without the subtle ripples and warps that you often find in flimsier mirrors.

**LOOK FOR:** Clear, flawless glass.

**TIP:** A traditional mirrored frame with bevels and facets will be the most timeless.



RESTORATION HARDWARE:  
Louis Philippe Gilt Lener Mirror

THE ART SHOPPE:  
Nero Mirror

A PAIR OF CHAIRS

Whether you host massive family gatherings or intimate dinners, every home probably needs at least two great one-of-a-kind vintage chairs. While mixing and contrasting your furniture gives great creative results, having at least one matching pair gives lots of options: they can be part of a living room set, serve as end chairs anchoring a dining table, or be broken up to give differing rooms a sense of continuity.

**LOOK FOR:** Sturdy construction – good bones can be reupholstered later.

**TIP:** Seek out reputable manufacturers that have perfected just a few classic models over years, as these are proven to stand the test of time. **OH**



THE ART SHOPPE: Velvet Bergère Chair



Shoe Villa (519) 846-SHOE (7463)  
www.shoevillaelora.com


We carry the LARGEST selection of  
Vionic footwear in all of Ontario!

Quality Family Footwear  
& Accessories



find us on Facebook & Instagram

1-54 Wellington Rd #7, Elora, ON  
(located 'uptown' Elora, beside the Subway Plaza)



Paragon KITCHENS

We are kitchen  
obsessed!

paragonkitchens.com







# HOW TO CREATE THE BEST STREET PARTY EVER

STORY **CONNIE JESKE CRANE**

It's a simple yet powerful concept – an entire block whooping it up in the middle of the road. For a few hours, traffic and regular routines are swapped out for barbecue grills, coolers full of beverages, road hockey and glow-stick wielding kids. As the daylight fades, new friendships have already begun to form.

Street parties are deeply embedded in Canadian culture. In Toronto's Annex neighbourhood, for example, Walmer Road residents recently toasted their 30th annual party, complete with dancing and tug of war.

Similarly, in the east end, many streets, mine included, have long-standing party traditions. With side benefits like increased safety and community spirit, these parties also tend to be keenly envied by everyone else. I can't count how often I've heard, "Wow, I wish we had a street party!"

So does your street want in on the party action? It's actually surprisingly doable – and so worthwhile. We consulted several successful party organizers in Toronto's east end and got recommendations for would-be planners.

## Define your goals

Are you aiming to build community and inclusivity, or make memories for the neighbourhood kids? A clear vision helps guide planning decisions and also adds a sense of purpose to your event. Katharine Harrison, who launched a hugely successful event on her street 20 years ago, says she sought to build a safe and caring community after her son, now 21, was born with a disability. Over the years, she says, "The street became so social and so safe."

A few streets over, Rob Torr, Steph Graham and Theresa Bailie dreamed of an alternative car-free Halloween celebration. Now in its 10th year, their spooky-safe street event draws 300-plus kids.

## Do lots of consultation and communication

Will we have a small potluck or line cooks? Activities? Do we block off the street or gather in a backyard? What's the best date? When starting up, Harrison recommends consulting neighbours on key aspects: "If you want the most people and participation, that's what you need to do."

Then, keep everyone in the loop with a Save the Date. The week before, send specifics about food, parking, kids' activities, etc.



## Arrange permits

If you want to block off traffic, check in early with your municipality about permit fees, barricades or other requirements. For her street's October event, Bailie says, "I begin permit applications in January or February so that there is a placeholder date for Transportation Services each year... I also need to reach out to other city divisions for approval with the waste collection plan, safety plan, fire plan, sound amplification (if applicable). We also need to provide general liability insurance as part of the road closure permit application process."

With these extras, Torr warns, "It is not a cheap endeavour."

## Cover costs

After designing your event, Harrison suggests agreeing on a per-household donation to cover agreed-upon items. And don't forget to check with your municipality – some have funding available. Burlington for example, waives street closure fees and offers funding up to \$300 for block events like hockey and movie nights.

## Share the workload

Having a fearless leader is great, Harrison says, "But you also need people to recognize that not everything can be done by one person." She suggests a steering committee and planning meetings. Then, for the actual party, delegate. With her day-long extravaganza, Harrison says, "Every family had to participate" with tasks ranging from running kids' activities to clean-up crew.

## Pass on knowledge

Harrison says she's now backed away from a leadership role. "My kid is 21. I might be there on the evening to eat but chances are I'm doing something else later," she says. But not before she wrote up a project plan. Ultimately, while events may ebb and flow, passing on your knowledge makes it much more likely that the event you started might just live on for decades. **OH**

**CREO**  
concepts inc.

Good Design  
Artfully Crafted



[www.creoconcepts.ca](http://www.creoconcepts.ca)

LANDSCAPE  
DESIGN  
CONSTRUCTION



Call: 519.843.2087

[f](https://www.facebook.com/creoconcepts) [i](https://www.instagram.com/creoconcepts) [info@creoconcepts.ca](mailto:info@creoconcepts.ca)

BEAUTIFUL HANDCRAFTED  
FINEST QUALITY BRITISH RUGS

Bespoke Axminster Wool Rugs from Scotland • 91 Registered Clan Tartans Available in 7 Sizes

**Fergus Scottish Corner Shop**

181 St. Andrew St., W., Fergus ON, Canada N1M 1N6  
[fergusscottishshop@gmail.com](mailto:fergusscottishshop@gmail.com) • 226-383-7268



double take



# CLEAN & fresh


Recreate this look in  
your own home.

PHOTO: JASON HARTOG

- 1. HINKLEY: Academy Pendant Light
- 2. ART MAISON: 39x39 Painting Stripes
- 3. RIOBEL: Momenti Floor-Mount Tub Filler with Hand Shower in Brushed Nickel
- 4. MAAX: Louie 5829 Soaker Bathtub in White
- 5. RENWIL: Birman Mirror
- 6. CUTLER KITCHEN & BATH: Urban Collection Vanity in Daybreak
- 7. RIOBEL: Momenti 8" Lavatory Faucet in Brushed Nickel
- 8. CIOT: Statuary White Glazed Porcelain Tile
- 9. BENJAMIN MOORE: Paint in Simply White (2143-70) OH



vintage  
rugs & decor  
for the  
modern home.



460 York Rd., Guelph [www.rugandweave.com](http://www.rugandweave.com)

## ORANGEVILLE BUILDING SUPPLIES STORE



Our major products are: landscaping, drywall, masonry and lumber.  
We have natural stone products and aggregates  
for all your outdoor needs. Locally Owned & Operated.



519.942.3900 | [www.orangevillebuildingsupply.ca](http://www.orangevillebuildingsupply.ca)  
205164 CTY RD 109, East Garafraxa ON L9W 7M4

Dreamestate  
Landscaping

Making the world a beautiful place,  
one home at a time.



519.823.9287  
[www.dreamestatelandscaping.com](http://www.dreamestatelandscaping.com)

Committed To Professionalism



Shelburne  
ROOFING & CONTRACTING  
LTD.

Steel Roofing • Shingle Roofing • Cedar Shake Roofing  
New Roofing • Construction: New Homes  
Vents and Valleys • Trusses • Soffit • Renovations  
Additions • Garages • Board & Batten • Cottages  
Decks and Doors • Siding • Fascia

519.925.2683

[shelburneroofing@hotmail.com](mailto:shelburneroofing@hotmail.com)  
[www.shelburneroofing.ca](http://www.shelburneroofing.ca)



FROM OUR GARDEN TO YOURS



Now Booking  
Landscape Design Consultations

Let Us Help You Create Your  
Dream Garden!



**Call Today!**

Or Better Yet, Visit Our Garden Centre  
for Endless Garden & Gift Ideas

**519.843.5394**  
[www.littletreegardenmarket.ca](http://www.littletreegardenmarket.ca)

17 Side Road 18, Fergus  
2 km North of Downtown Fergus

real estate

# RENO INCENTIVES

STORY **MEHREEN SHAHID**  
ILLUSTRATION **SHEILA BRITTON**

**PLANNING A RENOVATION?  
YOU MIGHT QUALIFY FOR A REBATE  
OR GRANT FROM ONE OF THESE  
ONTARIO PROGRAMS.**

## GREEN ONTARIO FUND

The aim of this Ontario program is to reduce energy consumption and fight climate change. It offers all residents living in townhomes, detached or semi-detached homes renovation discounts of up to \$20,000. Money is available for renovations and improvements, including replacing air-source heat pumps, installing high-performance windows and adding insulation and a home geothermal system.

Ontario condo owners can use the rebate for installing smart thermostats or upgrading air conditioning systems and electric appliances.

Using the program website, applicants can find a participating contractor in their area, who will submit the application for the client, including all necessary documentation, and install energy efficient products in the house.

A rebate cheque will be sent to the client once the work has been completed and proof of purchase has been submitted.

Applications are accepted on a rolling basis, starting at the beginning of the year. More information is available at [greenon.ca](http://greenon.ca).

## ONTARIO HOME ENERGY CONSERVATION INCENTIVE PROGRAM

Conserve energy and save some money. If you are planning a renovation, this program is for you. But don't start your renovation until you pre-qualify for the program, which includes a mandatory energy assessment.

Union Gas and Enbridge deliver this program for their customers in partnership with the Ontario government and Save On Energy. Homeowners can get up to \$5,000 back by installing two or more eligible measures. Some of the energy assessment costs will be reimbursed.

Homeowners can use an online tool at [ohecip.ca](http://ohecip.ca) to find a participating energy advisor to help complete the application and project.

## ONTARIO RENOVATES PROGRAM

This program offers seniors and others funding for urgent repairs, such as roofing, structural plumbing, septic systems and fire safety. Money is



also available for accessibility modifications, such as ramps, handrails and chair and bath lifts for persons with disabilities and seniors to allow them to "age in place."

Counties and municipalities that participate in the Investment in Affordable Housing for Ontario program deliver the funding to its residents. Funding comes from the federal and provincial governments.

Check with your municipality for the status of the program in your area.

## HOME AND VEHICLE MODIFICATION PROGRAM

Established by the Ontario Ministry of Community and Social Services and offered through the March of Dimes Canada, this program provides funding for basic home and/or vehicle modifications for Ontarians with impairment, enabling them to continue living in their homes, avoid job loss and participate in their communities.

Applicants must be permanent Ontario residents and have an impairment caused by bodily injury, birth defect or illness that is ongoing and/or recurring and is expected to last one year or more. Applicants must demonstrate that the impairment impedes mobility and results in substantial restriction in activities of daily living.

The program provides up to \$15,000 lifetime maximum for home modifications, and/or up to \$15,000 every 10 years for vehicle modifications.

Other eligibility criteria are available on March of Dimes' website at [marchofdimes.ca](http://marchofdimes.ca).

## HOME ADAPTATIONS FOR SENIORS' INDEPENDENCE (HASI) PROGRAM ON-RESERVE

Aboriginal Peoples living on-reserve can apply to receive a loan of up to \$10,000, which can be forgiven if the occupant continues to live in the residence for six months after the modifications.

On-reserve seniors in northern or remote areas may receive an additional 25 per cent in funding. Eligibility states that on-reserve applicants must be 65 or older, be experiencing difficulty with daily activities due to aging, and have a total household income at or below a specified limit.

The loan money should be directed toward adaptations, such as handrails, easy-to-reach work and storage areas in the kitchen, and walk-in showers with grab bars.

## MUNICIPAL PROGRAMS

Many municipalities offer grants and incentives for first-time homebuyers and for homeowners who are improving their secondary (granny) suites.

Contact your municipality for information. **OH**

**E** **Everwood**  
Custom Contracting



**HARDWOOD FLOORING • STAIRCASES  
RECLAIMED FLOORING • REFINISHING**



**519.216.1578**  
[everwoodcc@yahoo.com](mailto:everwoodcc@yahoo.com)



# GET FLOORED!

STORY **MERRILYN PATTERSON** | PHOTOGRAPHY **NESO BASARA**

**THE BACKGROUND:** Craig and Garth Bigelow co-founded **Bigelow Flooring** in 2005. Until then, they had been installers by trade and noticed a disconnect between customers and suppliers. Their work ethic came from their father, Bayfield, who taught them that if they took care of their customers, made people happy and followed through with what they promised, they could build a successful business.

**THE PLACE:** What began as a small flooring store in Guelph has morphed into a multi-room display area showcasing all types of flooring, including hardwood, engineered flooring, vinyl, tile and carpet. Their warehouse shares the same location so clients have a cash-and-carry option – no wait time for delivery or pick up.



**THE BIGELOW EXPERIENCE:** Customer service is paramount. Clients are greeted by a friendly face and a smile every time. There are no commissioned sales people, so take as much time as you need with a showroom assistant and come back as often as you wish. The same friendly approach is taken with installers and suppliers. Communication at all levels and strong relationships built over time mean you can count on a quality product, expert and timely installation, plus access to a broad selection. Bigelow is with you every step of the way – from helping determine which type of flooring is best for your needs and taking precise measurements

of your space through to installation and inspection. “That’s why our company motto is ‘People taking care of people,’ ” says Garth.

**CONSULTATIONS:** In order to bring what Garth likes to call “a small town feel” to their customer service, Bigelow offers one-on-one consultations during the week and is open on Saturdays by appointment only.

**WHAT’S HOT:** Showroom Manager Kathy Budinski shares her take on what’s trending this season. “Patterned carpet – two-tone and multi fleck – because it’s family friendly and easier to match paint




L-R: Kathy Budinski, Taylor Roberts, Garth Bigelow, Michelle Dick.



colours,” she says. “Hardwood is still popular and timeless, but with texture. Patterned tile is on-trend too. We recommend using these in places where you won’t tire of it.”

**GET THERE:** 450 Woodlawn Rd. W., Guelph  
519.821.0256 | [bigelowflooring.ca](http://bigelowflooring.ca) OH





# The World's Best Massage In Your Own Home!

*An Immersion Into Total Relaxation!*



*The Dreamwave  
Massage Chair*

*The World's Best Massage Chairs Since 1962!*



*The Dreamwave  
Massage Chair*

**Hand-Made In JAPAN Since 1962! Always Enjoyed in CANADA!**

**Ontario's Largest  
Dreamwave  
Display with  
Over 20 Massage  
Chairs on  
Display!**

**5 Reasons Why a Massage Chair Could Change Your Life:**

- Improved Muscle and Joint Health
- Increased Flexibility and Mobility
- Recirculate Blood and Lymph Fluid
- Enhanced Performance and Recovery
- Relax, Rejuvenate and Feel Younger!



**Present this Coupon to Receive  
the Lowest Advertised Price Special!**

**+ an EXTRA \$1,000 OFF Your New Dreamwave Massage Chair**

\*Lowest Advertised Price from an Authorized Canadian Dealer. Valid until August 31st 2018. One coupon per purchase.



STORY **MERRILYN PATTERSON** | PHOTOGRAPHY **JASON HARTOG** | FLOWERS **WR DESIGNS**

# QUIET RETREAT

Floor-to-ceiling windows and doors open to the main deck and overlook the meadow. The open-concept kitchen and living room are flooded with light.

*CAROL AND MAARTEN, A PROFESSIONAL COUPLE FROM TORONTO, SPENT OVER FIVE YEARS SCOURING THE TOWNSHIP OF MONO FOR THE PERFECT LOCATION TO BUILD THEIR FAMILY'S WEEKEND RETREAT AND EVENTUAL FULL-TIME RESIDENCE.* Continued on page 62





They visited more than 20 properties before finding the ultimate setting for the country home they now call *SplitRok*, named after the unique Bruce Trail geological features that surround it.

Their real estate agent, **Karen Lay** of **Right At Home Realty Inc., Brokerage**, connected them with Toronto architect **Harry Morison Lay**, who came highly recommended, although not related.

Maarten fondly remembers the first meeting with Harry at the local pub after a site visit, and instantly loving the vision he had for the landscape. The relationship was established and the work and joy of building began.

Carol remembers the three of them meeting often for picnics on the side of the hill where they articulated their hopes, wants and needs for the country home. They discussed what was important for the now with their two sons as well as the future vision as the family

**LEFT:** The spectacular stone fireplace by Kema Masonry provides a focal point for the living room. **BOTTOM LEFT:** The design of the building suits the country setting and pays homage to the land it occupies. **BELOW:** The home has fantastic views of the meadow from the north deck at sunset.



**FAR LEFT:** Carol spends much of her time in the kitchen, which offers a panoramic view of the landscape. **LEFT:** A Dutch door to the mudroom/entryway keeps Skoki on the "right side" before paws are cleaned. **BELOW:** A clever interior window at the back of the kitchen allows Carol and Maarten to see who's coming and going.



unit evolves. Harry says he always counsels his clients that they not hurry the design stage. "You have one chance to get it right – the time invested in the planning stage is crucial," he says.

Carol and Maarten's dream was to create a gathering place for family and friends that was

focused on hiking, cycling, and cross-country skiing with, of course, the infamous communal meals around the large harvest table as the reward for their efforts.

Harry explains that the meadow site, hidden on all sides by hardwood forest, was the most important factor in placing the

house. His intent was to design a building that "respects the landscape but heightens the reason for being there." The design was inspired by the style of a bank barn, incorporating a low building built into the hillside and bisected by a breezeway that serves as entryway to the meadow.

*Continued on page 64*





**Rudy Vandenberg** from **Classic Renovations** was hired as general contractor. Harry had worked previously with Vandenberg and considered him the perfect fit to run the construction team. A skilled carpenter, Vandenberg painstakingly managed the build with his team of skilled workers. Harry comments, “Peeling away the hillside, Vandenberg extracted tons of blonde limestone that now appear as a feature in the front garden created by Landscape Architect **Karen Rosenbrock** of **Rosenbrock & Co.**”

A large entryway that will accommodate several people at a time features a long bench and hooks along the wall that make it easy to remove and hang outerwear. An earthy slate floor from **Caledon Tile Bath & Kitchen Centre** is practical in this busy spot.

Maarten sometimes works at the desk just off the entryway. This space offers a spectacular view of the front landscape and the daybed has become a favourite napping space for guests – much like a sleeping porch at the cottage.

The entryway opens to a large open-concept living and dining area with milled coffered ceilings. The dining table was a wedding present from Carol’s parents and the sideboard is a treasure from her parents’ farmhouse.

The farmhouse-style stone fireplace in the living room is a focal point and a natural gathering place in the cooler seasons. It was built by stone mason **Dave Sikkema** from **Kema Masonry**. Patterned rugs warm the wood floor and add texture to the cosy décor. *Continued on page 66*



Salvaged hemlock floors with saw marks and nail holes intact add patina and a seamless transition from the dining room to the kitchen. **OPPOSITE, TOP:** *SplitRok* is rich with family heirlooms like the sideboard from Carol’s grandparents’ farmhouse. **BOTTOM:** Maarten is inspired by the spectacular view of the landscape from his desk on the main floor.





PHOTO: NAT CARON

The kitchen offers a panoramic view of the meadow. The large island, topped with the same wood as the floors, is a favourite gathering spot. Salvaged hemlock flooring from **Northern Wide Plank** adds a patina to the rooms and will withstand the comings and goings of the active family and Skoki, the family Golden Doodle. Carol and Harry spent hours making decisions on the final design. The sleek kitchen cabinets were installed by **Roy Van Ofwegen** of **Roy's Carpentry**.

The main floor is completed by the master bedroom and en suite, a second bedroom and the main floor bathroom, which doubles as a laundry room.

Outside there are distinct outdoor rooms, designed for the family to use as they move through summer days – the south deck for morning coffee, main deck for mid-afternoon relaxation, and the north covered porch is large enough to hold the dining table for an al fresco meal.

*Continued on page 70*



**TOP LEFT:** The bank barn design for *SplitRok* was the vision of Architect Harry Lay. **ABOVE:** A cheery second-floor guest room is one of the many sleeping/dreaming spaces in the house. **LEFT:** An antique bench, gifted by Harry, anchors Carol's family memory wall in the second-floor sitting room.

Spend some time with *The Plumber's Wife*  
238 George St, Arthur ≈ 226.443.4300 ≈ **NEW:** [theplumberswife.ca](http://theplumberswife.ca)

Come Visit Our New Design Centre!

905.624.5377  
[www.rudyvandenbergclassicrenovations.com](http://www.rudyvandenbergclassicrenovations.com)





Carol remembers bathing in a claw-foot tub like this as a child. The charming display of leaded glass windows above the tub was taken from the couple's Toronto home.

# IT'S YOUR HOME

SUSAN TAYLOR INTERIOR DESIGN, SINCE 1996, SPECIALIZING IN THE DESIGN, RENOVATION AND RESTORATION OF RESIDENCES AND PRIVATE OFFICES. WORKING WITH CLIENTS IN ONTARIO, BRITISH COLUMBIA AND OVERSEAS. VIEW OUR GALLERY OF CURRENT WORK AT [SUSANTAYLORDESIGN.COM](http://SUSANTAYLORDESIGN.COM).



SUSAN TAYLOR INTERIOR DESIGN  
SUSAN TAYLOR ARIDO IDC NCIDQ CERTIFIED 014169  
1 416 709 4725 SUSAN@SUSANTAYLORDESIGN.COM

TILES | STONE | FIXTURES | FAUCETS | CABINETRY



**CALEDON**  
**TILE** Bath & Kitchen Centre

**CELEBRATING 30 YEARS OF SERVICE**

**Visit Our Newly Renovated SHOWROOM!**  
12 Fisherman Drive Units 6&7  
Brampton ON  
905.840.4433 1.800.265.6672  
[www.caledontile.com](http://www.caledontile.com)



home & architect

A winding staircase installed by **Stair Wayz** leads to the second floor that is still a work in progress. At the moment, it is home to Maarten's office, two guest bedrooms, a sitting room and an unfinished loft space. The bench in the sitting room is a gift to the family from Harry. It came from a pioneer church in Shanty Bay. The engineered hardwood flooring and wall-to-wall carpet on the second floor was sourced from **Celtic Carpet Ltd.**

The 100-year-old claw-foot tub in the upstairs bath reminds Carol of the one in her childhood home. The vanity is a favourite piece that she bought before the house was built. Carol says she knew instinctively there would be the perfect place for it.

They have difficulty choosing a favourite room as they love them all, but there is no hesitation when they say what they love the most is the quiet, that sense of calm as they arrive and leave the energy of the city behind.

The family moved into their country retreat at Christmas three years ago – all the hopes and wishes so carefully planned and considered, now reality in this stunning meadowland retreat. **OH**

**RIGHT:** The rustic vanity was purchased before the house was built. **BELOW:** Carol had the windows in the master bedroom designed so she could see what's happening outside without getting out of bed. **BOTTOM RIGHT:** Every corner and room in the house is designed with a full, but private view of the landscape.





RESIDENTIAL MASONRY CONTRACTOR

FLAGSTONE  
BUILDING STONE  
VENEER STONE

416.881.0209  
Brampton, ON  
kemamasonry.com



Serving: GTA West | Brampton | Georgetown | Caledon

**Don't Be Left Powerless**  
Keep Your Family Safe & Warm  
in the Worst Weather



**The Right Power Solution At The Right Price**  
Call For A Free Quote



**Backup Power Solutions**  
Elora, On  
519.496.2764  
backuppowersolutions.ca




Service Dealer

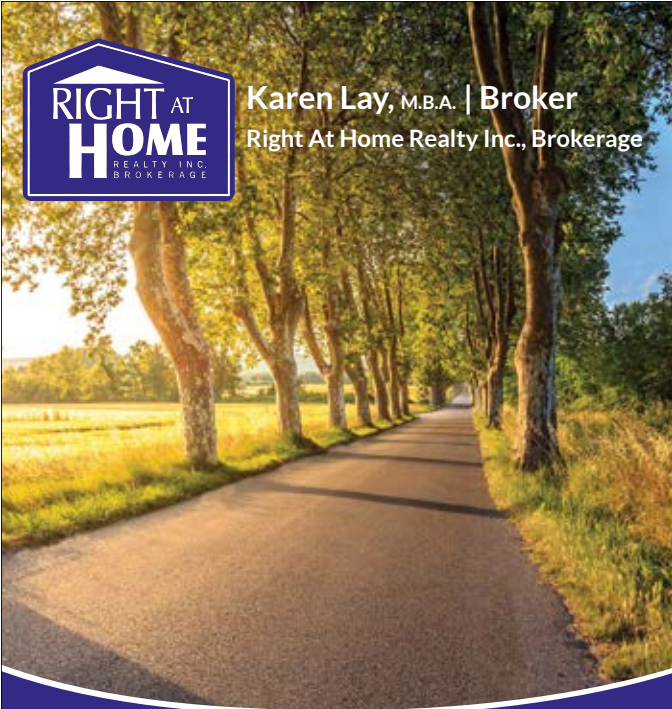


Custom Design & Build of Stair & Railing Systems

905.830.7118  
admin@stairwayz.com | www.stairwayz.com




**Karen Lay, M.B.A. | Broker**  
Right At Home Realty Inc., Brokerage



**416.391.3232**  
karen@karenlay.com | www.karenlay.com

CALEDON • MONO • TORONTO  
AND SURROUNDING AREAS

COTTAGES HOMES  
COUNTRY PLACES



HARRY MORISON LAY | ARCHITECT INC.  
1.416.929.7933  
harrylayarchitect.ca



# CRAFT ROOM

## envy

STORY AND DESIGN **LISA CANNING**  
PHOTOGRAPHY **DANN TARDIF**



*DESIGNER LISA CANNING OF LISA CANNING INTERIORS HAS CREATED A VIBRANT AND FUN CRAFT ROOM FOR A CREATIVE CLIENT.*

Canning offers tips on how you can turn your crafty dreams into the ultimate room for your DIYs.

### 1 KEEP IT COLOURFUL

If you can't have fun with colour in a craft room, where can you have fun? In this case, we went with a beautiful teal called Sylvan Mist by Benjamin Moore. It's soft and inviting but definitely saturated enough to be whimsical and playful. I think it's also a really fun accent to the MDF tongue and groove we applied to the walls from Metrie.

I added a bit of colour with the cabinet hardware. I selected cast bronze knobs in bright bronze from Shayne Fox Hardware, adding a pop of contrast against the white cabinets. The bold stools are from Wayfair and I incorporated more colour in accessories – paper clips, pens and a feather-shaped pen holder – all from HomeSense.



### 2 KEEP IT PRACTICAL

Craft rooms get messy. For this reason, I wanted a really durable, but beautiful floor. I used ErthCovering's Tivoli natural stone plank, which has the texture of wood but the durability and liquid resistance of stone.

And because it is a craft room, including a sink makes so much sense. We used the Delta Cassidy faucet in the Champagne Bronze Finish. It has Touch20 technology. That means that when your hands are full of glitter, simply tap anywhere on the faucet when the handle is in the on position and the water flows. I also love the pull-down spout.



### 3 KEEP IT COSY

This room is in the basement adjacent to the backyard entrance and as a result, it is cold and drafty, especially in the winter. To keep it cosy, we put in the Celeste stove by Dimplex. My favourite thing about this electric fireplace is just how portable and easy to install it is. A pop of colour in this carpet from HomeSense completes this cosy vignette. And to help with that exterior draft, we replaced the window with an Energy Star rated, top quality vinyl window in white by Fieldstone Windows, and finished it off with Metrie's Very Square casing to keep the details contemporary.

### 4 KEEP IT PERSONAL

A craft room is where you can get really fun and personal. This homeowner loves the outdoors and essential oils! So I worked with Posterjack to create all of the artwork in the room using personal photos to create unique pieces.



Organization is key when creating the ultimate craft room.

### 5 KEEP IT ORGANIZED

Keeping craft supplies organized really is the key to an ultimate craft room. The best solution to this, hands down, is strategic storage cabinetry. I partnered with Tailored Living on this project. They provide all the tools to create effective storage solutions that will help you meet your organizational goals. In a craft room, this means a combination of shallow drawers for small items like essential oils and paper, base cabinets for tall bottles and jars, and tall cabinets for rolls of wrapping paper and banners. **OH**





# In the know

Ask these savvy business owners what you need to know about your summer project.



PHOTOGRAPHY NESO BASARA

## BILL VAN DE VEN & TARA SCHUETT

PARTNERS  
*Xanadu Fine Cabinetry and Interiors, Elora*

**Explain the full scope of your business offering:** Xanadu Fine Cabinetry and Interiors provides interior design, custom cabinetry, renovation services and project management on both small and large scale residential projects. Whether you are considering a complete home renovation or you are a do-it-yourselfer, our team will guide your selections for the ideal flooring, plumbing fixture, countertop, lighting, baseboard, trim and decorative hardware to complete your project.

**What sets you apart from your competition?** We pride ourselves in providing a complete custom design tailored to your life and style. We specialize in custom cabinetry, closets and built-ins for your laundry and mudroom as well as your home office, media centre and wine cellar. Our state-of-the-art Design Gallery features all the newest fixtures, finishes and styles. With our newly expanded showroom, we are now a one-stop-shop to improve the appearance and function of your space and make your home something truly special.

## JENNY HILBORN

PRESIDENT  
*Centre Staged Inc., Guelph*

**What geographical area does your staging service cover?** Our team has built a reputation as one of the best home staging companies in Southwestern Ontario. We have helped hundreds of homes sell quickly in Guelph, Kitchener-Waterloo, Cambridge, Fergus, Elora, Rockwood and Orangeville.

**What's the process you follow when staging a home? Do you provide furnishings and decorative items?** At Centre Staged, we go the extra mile for every client to help take the stress out of selling. We kick-start your home selling process with an in-depth consultation report, detailing professional design advice to get your home market-ready. Whether you just need accessories or a vacant home fully staged, we have you covered! We customize all of our staging packages to suit your needs. Access our expertise and our 2,000 sq. ft. warehouse full of high quality staging furniture and accessories. Having a stunning inventory of furniture available makes it quick and easy for us to stage your home. Staging is an investment – not a cost – and we strive to make our clients a return on their investment.

*Continued on page 76*





JORY YEH &  
ANNABELLE THOMAS  
SHOWROOM CONSULTANTS

DEVON PETERS  
SHOWROOM MANAGER

The Ensuite, Guelph

**Describe the customer experience at The Ensuite:** At The Ensuite, every experience is catered to the customer's needs, whether it's a small renovation or a new build. We try to break the process down for customers to help build the bigger picture step by step. This method ensures that you not only get exactly what you want, but that the journey is enjoyable as well! The Ensuite is here for you at any phase of the process from brainstorming to the final touches.

**Describe a recent project that you've assisted with and the elements that were provided by your team:** We are working on a smart bathroom that will incorporate the Kohler Veil wall-hung intelligent toilet and DTV+ showering system. Our favourite product in this bathroom is the Kohler Verdera voice lighted mirror. Using built-in Amazon Alexa, you can effortlessly control your bathroom lighting and access your other Kohler Konnect products. Including voice activated technology can maximize the functionality of your space and still be aesthetically appealing.

Continued on page 78



  
www.stihl.ca

  
**MS 170 | Gas Chain Saw**  
**\$199<sup>95</sup>**  
MSRP \$239.95 with 16" bar  
30.1 cc / 1.3 kW / 3.9 kg (8.6 lb)

  
**FS 38 | Gas Trimmer**  
**\$149<sup>95</sup>**  
MSRP \$189.95  
27.2 cc / 0.85 kW / 4.2 kg (9.2 lb)

  
**FSA 45 | Battery Trimmer**  
**\$149<sup>95</sup>**  
MSRP \$179.95  
18 V Li-Ion 2.0 Ah / 2.5 kg (5.5 lb)

  
**BG 50 | Gas Handheld Blower**  
**\$179<sup>95</sup>**  
MSRP \$219.95  
27.2 cc / 0.7 kW / 3.6 kg (7.9 lb)

  
**BGA 45 | Battery Blower**  
**\$149<sup>95</sup>**  
MSRP \$179.95  
18 V Li-Ion 2.0 Ah / 2.0 kg (4.4 lb)

  
**RMA 460 | Battery Lawn Mower**  
**\$599<sup>95</sup>**  
MSRP \$699.95  
• 18" Cutting Deck  
• On-board Storage for Additional Battery  
• 3 Mowing Options: Mulch, Side Discharge, Rear Bag  
• Price includes AHD-20 Battery and AL 101 Charger

  
www.stihl.ca

  
**Rentals • Sales • Service**

  
**Tools and Equipment for  
Contractors - Construction - Industrial - Homeowner**

**Proud Partner of Voisin's Equipment Rental**  


*62 First Ave. Orangeville 519.941.1571	*140 St. Patrick St. W. Fergus 519.843.4570	492 Michener Rd. Guelph 519.822.3333
---	---	--

**\*FULL LINE DEALER**

**www.urents.ca**

*Time for New Bedding?*  


*Decor Solutions*  
**FURNITURE & DESIGN**

P.O. BOX 880, 92 MAIN ST. ERIN, ON N0B 1T0  
519.833.2141 [www.decorolutions.ca](http://www.decorolutions.ca)



*Enhance Your Exterior Décor & Comfort with*  
**SHADE PLUS**  
Awnings • Patio Covers • Drop Shades • Railings

  
**SHADE PLUS**  
519-846-2509



We offer many options for shade including patio covers & enclosures so you can enjoy your outdoor living space. We install top quality retractable awnings which you can add a motor, wind sensor or drop shade. We offer a lifetime warranty on all installations.

**www.shadeplus.ca**



KIM MCDONALD, SALES  
CHRISTINE MOURA  
SHOWROOM SUPERVISOR  
& TOM REEVES, SALES  
Ceramic Decor, Guelph

**Describe the Ceramic Decor customer experience:** We treat customers like guests. We welcome them, offer them an espresso, get to know them and help them create their dream space.

**What's trending in tile this season?** Colour and pattern. Encaustic-look tile and amazing mosaics. Colour blended with neutrals.

**What geographical area do you serve?** We have everything that our customers from Halton Hills, Wellington County, Kitchener-Waterloo, Cambridge and Guelph could ever need in tile.

Continued on page 80





 519.824.0181  
hartmannwindowsanddoors.com



SAVE THOUSANDS OF DOLLARS WITH THE NEW “GREEN ON”  
REBATE PROGRAM - CONTACT US FOR DETAILS!



AFFORDABLE • RELIABLE • PROFESSIONAL  
*Reputation Built on Trust!*

LEWIS UPHOLSTERY  
Family Business for 45 Years





- Wheelchair Accessible
- Senior Discount
- Non Smoking Environment
- Residential
- Commercial
- Recreational

519.821.8927 • 800 York Rd. Guelph, ON  
www.lewisupholstery.ca • lewiskeith814@gmail.com



Building Memories  
Not Just Furniture



4082 Waterloo St., Millbank 519.595.7105  
www.millbankfamilyfurniture.ca

SOLID WOOD FURNITURE & CUSTOM CABINETS • 10,000 SQ FT SHOWROOM



GREG HARTMANN

OWNER  
Hartmann Windows  
& Doors, Guelph

**What sets you apart from your competition?** My honesty, experience and proven track record of 20-plus years in the Guelph and surrounding area have built a business rich in referrals and repeat business from satisfied clients. Our primary goal is not only to meet but exceed our customers' expectations. Doors and windows contribute greatly to the first impression of a home. We take your vision and couple it with our experience to improve energy efficiency and increase your home's value.

**What's new in the industry?** The GreenON rebate program has inspired many homeowners to replace their windows. It's available to homeowners who want to upgrade their windows to a very high standard and we are government-certified to complete the work to program specifications.

Continued on page 82



## ED PEAVOY

### SEPTIC SERVICE INC.



### A ROYAL FLUSH BEATS A FULL HOUSE


Repairs, Cleanings and Inspections

Family-owned and operated and proudly servicing Erin and surrounding communities for over 30 years, Ed Peavoy Septic Service Inc. cleans, pumps and repairs septic tanks, holding tanks and aerobic tanks for both residential and commercial customers. We offer year-round service, as well as power flushing, locating and digging services. We have been approved by the Ministry of the Environment, and we offer baffle inspections. For further details on our capabilities, please visit us on-line:

**WWW.EDPEAVOY.CA**


**CALL TODAY**  
**519.833.9180 • 519.855.9940**  
**1.877.232.0229**

Servicing: Erin • Acton • Alton • Arthur • Caledon • Caledon East • Cheltenham • Fergus  
Georgetown • Grand Valley • Guelph • Halton Hills • Hillsburgh • Inglewood • Marsville  
Mono Mills • Orangeville • Orton • Rockwood



# Railmaster

Stairways Ltd.  
*Step up from the ordinary*



### TRADITIONAL TO MODERN NEW BUILDS AND RENOVATIONS

When Quality Matters; Railmaster Stairways Ltd. since 1989  
**Fergus: 519.787.2727 • Fax: 519.787.6968**  
**www.railmaster.ca**

### SPRING TIME IS Pond Time!

**BASS AVAILABLE AFTER JULY 1**

TROUT SIZES FOR POND STOCKING:				
4-6" Trout	6-8" Trout	8-10" Trout	10-12" Trout	12"+ Trout

Order early for best selection. Avoid disappointment!

### KOENDER WINDMILLS

16FT WINDMILL • 20FT WINDMILL	24FT WINDMILL
<b>DELUXE PACKAGE</b>	
INCLUDES AIRLINE, AIRSTONE, CHECK VALVE PLUS • FREEZE CONTROL, TILT PACKAGE, 50' WEIGHTED AIRLINE, DECOY DUCK & 4L NATURE'S POND CONDITIONER	

**12FT POWDER COATED WINDMILLS for smaller ponds**

COLORS: RED/WHITE, GREEN/YELLOW, BRONZE

COMPLETE WITH AIRLINE, AIRSTONE

### POND AERATION

adding oxygen to improve your pond

AQUA CONTROL EVOLUTION	6 Pattern Fountain
1/2 HP, high volume, GFI timer, 115V, 100ft cord	

**BUY BOTH AERATOR & LIGHTS AND SAVE!**

### POND MAINTENANCE ESSENTIALS

AQUATIC WEED ERADICATOR	NETS	NATURE'S POND CONDITIONER	TRUE BLUE
Removes weeds.	Removes leaves, twigs and weeds.	Clears water and improves it's quality.	Blocks sunlight.

### POND CONSULTATION HELP

**WE KNOW PONDS!**

WE PROVIDE LONG TERM, NOT TEMPORARY, SOLUTIONS. 2 PROFESSIONAL BIOLOGISTS WITH 70 YEARS EXPERIENCE. ON-SITE POND CONSULTATIONS AVAILABLE. SOLVE ALGAE, WEEDS, ODOR & OTHER POND PROBLEMS. CALL US FOR GREAT POND ADVICE

## SILVERCREEK AQUACULTURE

Erin, Ontario • 519.833.2559 [www.silvercreekponds.com](http://www.silvercreekponds.com)  
**TAKE ADVANTAGE OF OUR GREAT PRICING. BUY NOW!**

### GET THE MOST FROM YOUR BACKYARD



## D & D Pools & Spas

### Our Fully Stocked Store is Open 7 Days a Week!

Pool & Spa Sales & Installations	Leak Detection
Equipment Sales & Service	Free Water Analysis
Liner Replacement	BioGuard Water Care Products
Weekly Maintenance	Parts & Accessories
Custom Safety Covers	Backyard Grills & Accessories

### Pool Opening & Closing

Retail Store  
Open 7 Days a Week

78 First Street, Orangeville  
**519-942-8113**  
[ddpools78@gmail.com](mailto:ddpools78@gmail.com)





AUKE BIJLSMA  
OWNER

ARNO VANDERBEEK  
FINISHING SUPERVISOR

MITCHELL KINGMA  
SHOP SUPERVISOR

Wellington Millwork Inc., Alma

**What area does Wellington Millwork Inc. cover?** We do work from cottage country in Southampton to projects in the city of Toronto and everything in between – including Ancaster, Burlington, Guelph, Kitchener, Centre Wellington and Waterloo.

**Describe a recent project that you’re particularly proud of:** We recently finished a new cottage project in Southampton on Lake Huron that needed cabinetry in several different areas. The client and the interior decorator wanted to mimic English cottage style using materials and cabinet design that would reflect that, without compromising the overall layout and functionality of the space. This project included a large kitchen with an island, four vanities, laundry and mudroom cabinets and a number of built-ins. Cabinet interiors were made of finished maple plywood with solid maple dovetail drawer boxes. The exterior had a painted finish with solid face frame on the cabinets.

Continued on page 84



# Building your Dreams... one bucket at a time.

Best-in-class loader lift capacity  
Best-in-class 3-point lift capacity

**mCRD** **7 YEAR LIMITED POWERTRAIN WARRANTY**

**Mahindra**  
Rise.

## STOLTZ

SALES & SERVICE

Listowel • Elmira • Mildmay

Listowel • 1-800-665-2151  
Elmira • 1-800-665-1561  
Mildmay • 1-800-829-2672

[www.stoltzsales.com](http://www.stoltzsales.com)

We carry **LEPAGE** Since 1891

Quality products.  
Quality service.

## CEDARPORT

WINDOW & DOOR CENTRE INC.

[www.cedarport.ca](http://www.cedarport.ca)

Orangeville - Mono Plaza, Unit B2  
(633419 Hwy 10, 3km N of Orangeville)  
519.941.7208 800.668.2087

Thornbury - King's Court Plaza Highway 26  
519.599.6252 800.347.7724

**For a limited time**  
**\$500 REBATE PER QUALIFYING WINDOW**  
up to \$5000 in rebates through the Green Ontario Fund

CERTIFIED DEALER



JAMIE BATES  
PRESIDENT  
AllPro Roofing, Orangeville

**Describe the services that you offer at AllPro Roofing:** At AllPro we have the expertise to install almost all of your exterior needs, from shingles to slate and everything in between. We service a wide area of Southern Ontario and can complete work on a residential or commercial scale. All of our employees are trained to work with many different types of materials. We do our best to work quickly and efficiently to provide you with the best experience possible.

**Describe your customer service policy:** We strive to meet the needs and demands of all our customers. We work hard to keep our customers happy and will go above and beyond the industry standard to do so. Our first step is to provide a free estimate for any job, big or small. Our office personnel and installers are trained and happy to answer any questions or concerns you might have.

Continued on page 86







**www.ChanticleerShop.ca**  
519.846.8796  
45 Mill Street West, Elora Mews, Unit 9, Elora



Home Décor Items:  
Clocks • Art, Mirrors • Tableware • Roosters • Flowers  
And For You: Purses • Jewellery • Scarves • Watches



**Landscape & Custom Carpentry**  
Personalized Design  
Landscape Construction  
Garden Reno & Maintenance  
Interior & Exterior Additions & Renovations



519.949.4504  
[www.CANOPYFARMSLANDSCAPING.ca](http://www.CANOPYFARMSLANDSCAPING.ca)  
[canopyfarmslandscaping@gmail.com](mailto:canopyfarmslandscaping@gmail.com)

SERVING ONTARIO FOR 55+ YEARS

**Smith Water Systems**  
a division of SD Smith Drilling Co. Ltd.



**We're proud to welcome McCann Water Systems to our family!**

We specialize in:

✓ Well Pumps	✓ Iron Removers
✓ Well Decommissioning	✓ Water Softeners
✓ Well Rehabilitation	✓ UV Disinfection
✓ Flow Tests	✓ Reverse Osmosis

**For complete water system installation or maintenance:**

CALL **519-986-4743** VISIT **[smithwatersystems.ca](http://smithwatersystems.ca)**

**BPHI**  
Plumbing & Heating Supplies  
**BPHI.....You need it. We have it.**  
Serving the heating & plumbing industry since 1988



Our informative showroom is open to the public. With a large inventory of plumbing, industrial pipe, valves, & fittings always in stock, we won't keep you waiting.  
Water Well Pumps & Fittings • Hydronic Heating Pumps & Equipment  
Forced Air Duct & Fittings • Cutting/Threading of 1/4" to 2" Steel Pipe Done On-Premises

**519.942.3711 • 1.800.265-5543**  
25 Centennial Rd, Orangeville ON



AILEEN BROWN,  
BLAIR LASBY &  
MICHELLE LAMBERT  
SALES AND DESIGN TEAM  
Paragon Kitchens, Guelph

**What kind of experience can a client expect at Paragon Kitchens?** From the moment you step into our showroom, it's evident that the Paragon experience offers something more. Our design process is tailored to truly understand your needs, while challenging your expectations, to provide a layout that not only excites and wows, but is a joy to cook and entertain in. The Paragon design team guides you through all the elements that need to come together when executing a main floor or kitchen renovation. We showcase our concepts to you with fully realized colour renderings to help you visualize your completed space before the renovation even begins. The Paragon experience is capped with our dedicated team of on-staff installers, who finish your fine custom cabinetry with the same care and precision we took during the design process. Finally, our lifetime warranty is our guarantee that our superior client experience will last for many years to come!

Continued on page 88





**Acheson**  
**PHARMASAVE**  
GIFTS, HOME DÉCOR & MORE!



**SIMPLY Noelle.**



16 Elora St., Harriston, On  
www.achesonpharmacy.com  
519.338.3230

**culp**  
RESTORATIONS

BRICK & STONE  
RESTORATION




NEW MASONRY  
CONSTRUCTION

RESIDENTIAL, COMMERCIAL  
AND AGRICULTURAL  
CONSTRUCTION

SERVING WELLINGTON COUNTY &  
SURROUNDING AREAS

CELL  
519.878.1757  
OFFICE  
519.848.3102

culprestorations.ca





**CALEDON**  
Fireplace Ltd.  
Your Local Fireplace  
Specialty Store



**JÖTUL**  
Wood  
Energy  
Technology  
Transfer Inc.

wood • gas • propane • electric  
barbeques • fireplace accessories • chimney systems  
“wett” certified installations

**Caledon Fireplace**

2999 King St at Hwy 10  
905-838-1114 1-888-212-4413 www.caledonfireplace.ca  
Visit our showroom Tuesday to Friday 9:30-6, Saturday 10-4



**OVER**  
**2 MILLION**  
**SQ. FT. OF IN-STOCK**  
**FLOORING BARGAINS**



**Prices So Low,  
Just take it and Go!**

**U-\$AVE** **WHOLESALE  
FLOORING**

**1248 VICTORIA ST. N, KITCHENER**  
**519-585-1500**  
**www.usaveflooring.ca**





ALBERT GUADAGNINI, SALES ASSOCIATE, JULIE PAYNE, MERCHANDISING  
MARK ANDERSON, SALES MANAGER & LIANE PUCCI, PAINT SPECIALIST  
*United Lumber Home Hardware Building Centre, Bolton*

**What’s new in the store for the summer season?** We are always looking for new products to showcase at the store. This year we have several new lines of composite decking along with some new railing systems. Our barbecue section is always changing and our main suppliers, Weber, Broil King and Traeger have made some changes to their lineups.

**How can you help homeowners with project design?** We offer design capabilities in many forms. We have a full architectural division to provide permit-ready plans for small backyard projects such as garages. We have a full-time kitchen and bath designer to help you plan and coordinate your interior remodeling projects. We also offer an in-house deck design service. We can help with most projects of any size. **OH**

SEE OUR DIRECTORY FOR ALL CONTACT INFORMATION.




**WR Designs**  
**The Flower Co.**  
519.843.7161

Proudly Serving  
Fergus, Elora & Centre  
Wellington.  
Open Monday 9-4  
Tuesday - Friday 9-5  
Saturday 9-4  
Closed Sunday  
*And Yes, We Deliver!*

228 St. Andrew Street West • Fergus ON N1M 1N7

Karger Gallery Est 1993

**Celebrating  
25 Yrs**



**Follow Us for Fabulous Finds**

14 East Mill Street Elora 519 846-2921  
www.kargergallery.com Instagram, FB

**Advertise With Us**



Give your business the benefit of premium exposure and connect, like never before, to our extensive targeted readership!

**Avis McFarlane**  
519.787.0133  
avis.mcfarlane@ourhomes.ca

**Glenda Wiedeman**  
705.446.4997  
glenda.wiedeman@ourhomes.ca

**Summer SAVINGS EVENT**



**Rebates starting at \$400**

when you purchase Silhouette® or Prouette® with PowerView® Motorization



**HunterDouglas**

Offer valid May 1 – August 31, 2018. \*Mail-in rebate offer. Purchase a minimum of 5 Silhouette® or Prouette® with PowerView® Motorization (or 5 without PowerView® Motorization) and receive a \$400 rebate (or \$200 rebate) and an extra \$50 (or \$25) for each additional shade purchased. Valid at participating retailers only. For full details, visit hunterdouglas.ca

*Buy the Yard Interiors*

208 Woolwich St  
Guelph, ON  
519-767-1970

**Call For Your Complimentary Consultation today!**



**Grand Gourmet**  
*KITCHENWARE & BEYOND*

**\*NEW April Cornell  
Spring/Summer Collection  
Arriving Daily!**

*April Cornell*  
Real Beauty. Full. Five seasons. As beautiful as you are.

519.846.5771  
42 Mill St., W. Elora, ON

**RE/MAX CENTRE**  
REAL ESTATE

*Angela Berriman, SRES*  
BROKER



*Working for you!*

Direct: 519.993.1913 • Office: 519.787.0203  
AngelaBerriman.realtor • BuyNSellwithAngela@gmail.com

**MIKE THE MOVER**



Member of Mayflower

**HOUSEHOLD, OFFICE AND COMMERCIAL MOVING**

519-822-0298 Guelph | 519-570-4200 Kitchener  
519-622-5965 Cambridge | 905-896-9014 Mississauga  
**www.mikethemover.ca**



STORY **ADRIENNE BROWN**  
PHOTOGRAPHY **JASON HARTOG**

# STYLISH BUNGALOW REVEAL

Nothing beats arriving home sweet home after a winter away. Well, almost nothing – Larry and Mary Kaye Hudson’s homecoming might have a slight edge over the average spring snowbird return.

*Continued on page 92*

The Hudsons’ favourite room is the Muskoka room off the kitchen. It has the same relaxing feel as their family cottage.





**ABOVE:** A stylish console table in the front entry sets the tone for this welcoming, comfortable family home. **TOP RIGHT:** The Hudson sisters, Katie (left) and Becky (standing) discuss the imminent “reveal” with Andrea (right) in the Muskoka Room. **RIGHT:** Andrea Bramhill, decorator and family friend, chose beachy aqua as the accent colour to punch up the earthy palette and tie the living room and Muskoka Room together.

**WHEN THE PAIR** recently came home from wintering in Florida, they discovered their daughters and their decorator had updated their space with fresh accessories and décor and surprised them with a reveal as they walked through the door. “Everything was lovely,” says Mary Kaye, “it was a huge surprise and it was great. We came home and some spaces were quite different!”

The trio had transformed and refreshed a few rooms in the Hudsons’ two-year-old bungalow with on-trend colours and accessories. The neutral space provided an easy canvas for some chic updates – one of the biggest benefits of a grey-and-white base palette.

Mary Kaye describes her style as “fairly traditional.” Family friend and decorator

**Andrea Bramhill** helped the Hudsons achieve a cohesive, clean and functional space that met their taste. “Andrea was a big help, she has a real flair for colour,” says Mary Kaye. While she and Larry had found flooring they wanted to install when they were at their cottage (from **Bickell’s Flooring & Complete Decorating Centre**), Bramhill helped them select paint colours and pull all of the rooms in the home together.

The Hudsons decided to build a new home in Listowel when they tired of the drive in to their business from out of town, where they had moved a few years ago. When they felt it was time to be back in Listowel, they purchased a building lot while they were in Florida and immediately got in touch with **Domm Construction** and started planning their new build. *Continued on page 95*







**ABOVE:** Chelsey Fotheringham from *idesign Kitchen Studio* designed a tiered island to separate the prep/work area from the eating/gathering space. It blends beautifully with the casual way this family lives. **OPPOSITE:** Frequent entertainers, the Hudsons use their elegant separate dining room for more formal or special occasions.

They called on **Chelsey Fotheringham** at **idesign Kitchen Studio** to design their large kitchen and to install cabinetry in their bathrooms.

Fotheringham calls the style transitional. She achieved that look by incorporating “classy features like glass accent doors, a custom range hood, soft white and grey with a light shimmery quartz counter for perfect contrast.”

The tiered kitchen island does double duty as an eat-in area and prep space. The Hudsons have a formal dining room and knew they would often eat at their island anyway, so they didn’t waste space on another eat-in table in the kitchen. “The island is our table,” says Mary Kaye. It seats six comfortably and that’s where they eat most of their meals, unless they are hosting a bigger dinner party.

It’s also a natural gathering spot. The Hudsons entertain quite a bit and, as with most homes, the kitchen ends up being a hotspot. Their island is large enough to accommodate whatever they have on the go. “Incorporating the tiered island was a perfect way to separate the work/prep space from a comfortable dining space,” says Fotheringham, who calls it a “great alternative to a standard kitchen table.”

Off the kitchen is one of the stars of the home, what the Hudsons call their Muskoka room. The Hudsons have a cottage up north with a Muskoka room that’s completely screened in, which is one of their favourite spaces. When they were choosing the layout for their new home in Listowel and saw a plan with a Muskoka room in it, they fell in love with it immediately. *Continued on page 98*



feature



Extra high ceilings in the basement accommodate Larry's must-have golf simulator, which also doubles as a movie screen.



**ABOVE:** The cabinetry for the basement bar was also designed by idesign Kitchen Studio. **BELOW:** Family gatherings often include a game of pool in the spacious home theatre/games/entertainment room.



Today's home trends embraced under one roof.

5663 Line 86 just east of Listowel.  
**1.800.365.9127**  
HST INCLUDED • FREE DELIVERY

CONWAY CUSTOM  
**FLOORS**

LA BOY  
ComfortStudio





Store Hours:  
Monday & Saturday 8:30 to 5:00  
Tuesday & Wednesday 8:30 to 5:30  
Thursday & Friday 8:30 to 8:00  
We are closed on Sundays.

[www.conwayfurniture.com](http://www.conwayfurniture.com)



idesign  
kitchen studio

We've Moved!  
1180 Wallace Avenue South, Listowel, On N4W 0B2  
Showroom Hours: Monday - Friday 9:00am - 4:30pm | 519.291.4940 | [idesignkitchenstudio.ca](http://idesignkitchenstudio.ca)





“It’s like being outside,” says Mary Kaye of the space, “and we wanted the same feeling here.” They achieved that with vaulted ceilings, plenty of tall windows (**Strassburger Windows and Doors**) and a stone fireplace.

This is where Larry and Mary Kaye can relax, although, as Mary Kaye points out, they also have room to spread out and have their own space when they want to. The couple’s main-floor master bedroom (furniture by **Conway Furniture**) is a soothing space. “I find our new home really comfortable, no matter where we are,” she says.

At the top of Larry’s wish list for the home was a golf simulator in the basement. Incorporating this special feature meant the Hudsons had to build their basement extra-deep to accommodate 12-foot ceilings. Now Larry can swing and practice in the basement whenever he likes and the Hudsons’ son, grandsons and friends all visit to play golf during the winter. *Continued on page 100*

**LEFT:** When the day is over, the Hudsons unwind in this serene master bathroom. **BELOW:** Refreshed with new wall hangings, a cosy throw and aqua accent cushions, the master bedroom echoes the colour palette in the other main-floor rooms. Furniture in the master bedroom comes from Conway Furniture.



*“I find our new home really comfortable, no matter where we are.”*

## ENGINEERED PERFORMANCE

Strassburger Windows and Doors is the only manufacturer to offer a complete - engineered designed - window and door series including Tilt 'n' Turn, DoubleNature, Craftsman Series and our premium fiberglass entrance door systems. All of our products feature superior energy efficiency, unparalleled performance and the best warranty in the industry. To see our complete line of windows and doors, please visit [strassburger.net](http://strassburger.net) today.



ENTRANCE DOORS



TILT 'n' TURN



DOUBLENATURE

To find a dealer near you, please visit [strassburger.net](http://strassburger.net) today.

**Strassburger**  
WINDOWS AND DOORS  
SINCE 1949

THE WAY WINDOWS AND DOORS SHOULD BE BUILT

Manufacturers of vinyl windows, patio and entry door systems for the replacement, renovation and new-construction markets.



CRAFTSMAN SERIES

**KWglass**  
SYSTEMS INC.

Showers • Mirrors • Glass Guards • Railings & More



519.725.9305

[www.kwglass.com](http://www.kwglass.com) | [info@kwglass.com](mailto:info@kwglass.com)

445 Dutton Drive, Waterloo, ON N2L 4C7



**DOMM**  
CONSTRUCTION LTD.

DESIGN BUILDERS

COMMERCIAL,  
AGRICULTURAL  
& RESIDENTIAL

563 Louisa Street, Ayton, ON

519.665.7848

[dommconstruction.ca](http://dommconstruction.ca)





**LEFT:** Pretty in Pink! Who wouldn't want to be the guest in this feminine, comfy bedroom? **ABOVE:** A quiet corner to relax before dinner or after the party is over. **BELOW:** This 3 piece bathroom on the ground floor incorporates style and function. K-W Glass Systems Inc. supplied glass for all showers. Domm Construction was the installer.



Aside from the simulator, which also doubles as a movie screen, the rest of the basement is also a great space for entertaining, from the bar and sitting area to a pool table.

When the weather allows, the Hudsons love to spend time outside on their porches. Their property backs onto a school so they have no back neighbour, which Mary Kaye calls “comfortable and peaceful.”

Building their own home from scratch turned out to be a fantastic choice. Now the Hudsons are close to work and have a home with all of the elements they wanted. They love their new build – and they have friends and family who go the extra mile to dress it up for them too! **oh**

LOCAL SOURCE GUIDE

- Andrea Bramhill • Bickell's Flooring & Complete Decorating Centre • Brandt Security • Conway Furniture • Domm Construction Ltd. • Ed's Siding and Eavestroughing • ideoign Kitchen Studio • J.E. Gabel Electric, Plumbing & HVAC Ltd. • J.E. Trim Johnson Enterprises • K-W Glass Systems • Martin Stucco • Moe's Masonry • Shouldice Designer Stone • Strassburger Windows & Doors • Watson's Home Hardware Building Centre



**GRAND OPENING**  
**JUNE 23, 10AM TO 3PM**

**xanadu**  
*fine cabinetry and interiors*

6488 Wellington Road 7, Elora ON 519.846.2323 [www.xanaduhomes.ca](http://www.xanaduhomes.ca)

**Bigelow Flooring Inc.**  
THE FLOORING SPECIALISTS

Our roots are from PEI and we work hard to bring small town care to our customers, every day.

519.821.0256 | [bigelowflooring.ca](http://bigelowflooring.ca)  
450 Woodlawn Rd. W., Guelph



**People taking care of people.**





## RUG & WEAVE

**Rug & Weave** strives to provide customers with one-of-a-kind items for the home, and exceptional customer service. The experience you'll have in their well-curated shop, as well as on their online store, will have you dreaming about redoing all of your interior spaces! With knowledgeable and friendly staff, you get one-on-one personal service every time you enter their doors.

Founded in November 2015, husband and wife team Svein and Sarah created Rug & Weave out of their passion for travel and home décor. The connections they've made around the world allow them to ethically source remarkable products that tell the story of the places and the people whom they come from.

Whether vintage, or new, each piece in their collection has been crafted by hand; be it a vintage textile turned pillow by their in-house seamstress, a hand-dyed and woven rug from Turkey, or a mudcloth pillow painted traditionally in Ghana. A local selection of ceramics, soaps, and art has made its way into their store, and they hope to continue to work with local makers and artisans to expand this segment. Recently, you can find an assortment of events and workshops hosted in their warehouse in Guelph's historic ward.

**460 York Rd, Guelph**  
**519.546.8720**  
**rugandweave.com**  
*(Please see ad on pg 53)*



## MIKE THE MOVER GUELPH

### Mike The Mover Guelph

Mike The Mover Guelph successfully completes thousands of residential moves annually. Whether it's packing and loading your family valuables into the moving truck to go down the street or across the country, we are here to ensure all of your needs are taken care of 100%.

We also work with local manufacturers assisting with various aspects of industry, such as warehousing and parts distribution. Working closely with industry has given us the opportunity to diversify our moving capabilities to include machinery, tools, and any other challenges that the commercial industry brings. If you're looking to hire a moving company for your commercial business, Mike The Mover is the company for you.

Moving to a new office space? One of our office relocation representatives will visit your location to work through all of your company's needs and determine the best way we can facilitate your move.

From homes to offices to industrial, our skilled crews are trained on all types of equipment, from lift trucks for heavy machinery to simple dollies, to ensure maximum safety to all of your valuables.

We are small enough to care but big enough to get the job done. Contact us for a free quote today!

**62 Dawson Rd, Guelph**  
**519.822.0298**  
**mikethemover.ca**  
*(Please see ad on pg 89)*




## KIM HANNAH – AT HOME REALTY

The process of buying or selling a home should be a straightforward and satisfying one. **Kim Hannah** knows that patience, compassion, honesty, attention to detail and a problem-solving approach are the keys to creating a winning solution for buyers and sellers alike. Whether you're just starting out, finding your family's forever home or "right sizing" for the next stage in your life, Kim will be with you every step of the way.

"I treat all my clients like family," Kim explains. "I give everyone the same honest advice I would give my sister or brother, niece or nephew. I'm not just selling houses; I'm building relationships."

Throughout her 15 years as a Realtor, Kim has helped many families achieve their home ownership dreams. Although she specializes in Guelph and Wellington County, connections made throughout her career and during her time as President of the Guelph & District Association of Realtors allows Kim to connect clients relocating across Ontario and Canada with other great Realtors who share her passion.

**If you are thinking of buying or selling, please reach out to Kim Hannah, Sales Representative with At Home Realty Inc.**  
**226.780.0202 or**  
**khannah@homegrouprealty.ca**  
*(Please see ad on pg 16)*



## CULP RESTORATIONS

**Culp Restorations** is a second generation family business, which started in 1985 as Wayne Culp Brick & Stone. The company is now owned and operated by Shawn Culp, Wayne's son. At the age of fourteen, working with his father, Shawn's journey in the masonry business began. It was his father's discipline, work ethic and ability to transform something ordinary and broken into something beautiful that inspired Shawn to continue the family business. Emulating Wayne Culp Brick & Stone, Culp Restorations carries on the tradition of high quality workmanship and superior customer service, providing masonry restoration services for residential, commercial and agricultural in Wellington County and the surrounding areas.

Culp Restorations specializes in the following:

- Repointing of brick and stone
- Replacement of spalled and damaged brick
- Resetting of stone in deteriorating walls
- Creating new openings in masonry walls for windows and doorways
- Chimneys
- Random and square cut flagstone
- Block work
- New brick and stone

construction for new homes, fireplaces, entrance gates and posts, outdoor features  
**Please call Culp Restorations at 519.878.1757 (cell)**  
**519.848.3102 (office) or email**  
**culprestorations@gmail.com for a quote! Visit: culprestorations.ca for more information**  
*(Please see ad on pg 87)*



## ORIGINAL HOME FURNITURE

As a family owned and operated business, **Original Home Furniture** is now celebrating their 70th year!

Customers who have visited Original Home Furniture store in the past few months will know that Original Home Furniture has once again expanded, increasing the floor space and adding exciting new furnishings. In a world of box stores, Original Home Furniture enjoys the distinction of being a family-owned business.

With some of the biggest names in upholstery, La-Z-boy, Palliser, Décor-Rest and Brentwood Classics, Original Home Furniture pride themselves in displaying only North American made products. Some may not know that they also offer an amazing selection of Canadian made, solid wood bedroom and dining which you can customize to make it perfect for you. They top this all off with a great selection of accent tables and chests, carpets, lamps and pictures to complete any room in your home.

In an ever changing world of colour fashion and style, Original Home Furniture offers free in-home consultation to help you through your new room design or simply to measure the space for the perfect fit. Come on in and see for yourself how dedication and hard work have made us such a successful business!!

**519.822.1251**  
**originalhomefurniture.com**  
**259-B Woodlawn Rd W, Guelph**  
*(Please see ad on pg 43)*



## GRANITE HOMES

**Granite Homes** has been constructing homes for over 15 years and in the process, we have become experts at our craft. We're proud to offer distinctive designs, premium features and finishes, a steadfast commitment to quality and an unwavering dedication to genuine customer service.

Granite Homes is pleased to introduce **Goodwin Estates**, a rare and idyllic community of 30 exceptional estate homes on country-sized half acre lots and larger. Located just outside Elora, a charming village nestled along the Grand River, Goodwin Estates offers exclusive country estate living at its finest.

Thoughtfully designed and boasting premium included features, the homes at Goodwin Estates are as impressive as their scenic surroundings. Starting from 1.2 million and 2,600 square feet, these custom designed homes cater to those who appreciate nature's splendour but desire the convenience of living on the edge of a vibrant village. With larger cities, like Guelph and Waterloo, only a short drive away, Goodwin Estates is truly the ideal country community.

*Live on the edge of extraordinary, at Goodwin Estates.*  
**Visit GoodwinEstates.com to register for more information**  
**Monica Frauts**  
**226.971.3025**  
**mfrauts@granitehomes.ca**  
*(Please see ad on pg 19)*



## KARGER GALLERY

Celebrating 25 years of creativity and forward thinking design, the **Karger Gallery** has something for everyone.

Whether you're looking for a gift for someone special or that piece that will complete your space, chances are you will find it here. Karger takes pride in sourcing unique, one-of-a-kind, hand crafted products made in Canada and around the world.

Their amazing collection of unique décor will spark your senses, bringing character, beauty and charm into your home. From sleek Scandinavian sofas and chairs to atmospheric Moroccan lamps, original art, alluring beds, teak root benches, live-edge dining tables to simple hand crafted baskets. There is so much to explore!

Karger recently launched their private label of Home Accessories including lighting, luxurious mohair blankets, cushions, bedding, block-print rugs, mirrors and accent tables made of recycled aluminum.

Karger Gallery is one of the original life style boutiques to promote modern design and advocate sustainable living and fair-trade practices. They are committed to providing you with excellent service and a unique shopping experience, each and every visit.

Located in the beautiful Village of Elora, Karger is a destination Lifestyle Gallery worth visiting!  
**14 East Mill St, Elora,**  
**519.846.2921**   
**kargergallery.com**  
*(Please see ad on pg 89)*



## KITRAS ART GLASS INC.

**Kitras Art Glass** is your source for handcrafted gifts with meaning and sentiment. Their studio is located in Fergus' industrial area and features a 1000 sq. ft. showroom with beautiful displays. The showroom is open Tuesday to Saturday from 10am to 4pm and they welcome groups for tours of their hot glass studio with advance notice.

Every piece Kitras develops and makes has its own unique story and meaning. The Kitras team has long believed that the best gifts come from the heart. That is the inspiration behind the creation of each of their products. The staff at Kitras is helpful and knowledgeable about the glass blowing process and their products' stories and uses.

This year is Kitras' 30th Anniversary and they are proud to be a Canadian company founded and run in Centre Wellington. Over the past 30 years this family run business has grown to become Canada's largest hot glass studio! Don't miss out on their special events coming up like their **Blow your Own Ornament** which is ongoing starting in May. Or their **Third Annual Garden Party** on June 23rd where you can shop right from their gardens and watch live demos!  
**530 Dickson Dr, Fergus**  
**519.843.2480**  
**showroom@kitras.com**  
**kitras.ca**  
*(Please see ad on pg 23)*





## SHELBURNE ROOFING & CONTRACTING LTD

**Shelburne Roofing & Contracting Ltd** has been a Shelburne and area based business for over 30 years. We pride ourselves in quality and workmanship. We are dedicated to building you a watertight, sturdy and durable roof that will last for years to come. Our main business has been roofing but we are expanding a little more into decking, renovations, new homes, additions, siding and whatever else you might need done!

We specialize in Shingle, Steel & Cedar Shake roofs. However, we also build garages, decks, install doors and stairs and renovate basements.

Our crew has been with us for quite a few years and has a wealth of knowledge and experience to get the job done right! We are WSIB insured with Working at Heights training. We are also certified installers with IKO, GAF & BP. We offer online warranties where available, communicating with you throughout the entire process. Always maintaining a clean work site; removing nails and debris and recycling when possible. **We are gearing up for the coming season so if you would like a FREE quote please call us at 519.925.2683 or email shelburneroofing@hotmail.com and Rick will be happy to meet with you to discuss your home improvements. Visit us online at: shelburneroofing.ca**

*(Please see ad on pg 53)*



## KITCHEN REVIVAL

At **Kitchen Revival**, our mission is to provide professional services with a personal touch to individuals living in the greater Guelph area. We are a small company that specializes in kitchen renovations. Often times, when customers are looking to remodel certain aspects of their kitchen, they will make the mistake of having their entire kitchen cleared out, making what should have been a simple job unnecessarily long and expensive. Our team at Kitchen Revival believes in being transparent and honest with our customers, which is why we will only work on the parts of your kitchen that need work done, leaving the rest of your kitchen intact and unharmed. Forget replacing your cabinets in an expensive, time consuming process and instead refinish them with our help.

We focus primarily on breathing new life into your cabinets. Our team of professionals has been involved in high-end custom painting and spray finishing for over 12 years. We offer a cost-effective and environmentally friendly alternative to reviving your kitchen by refinishing your existing cabinets, saving you time and money.

Contact us today for a free estimate and learn why, when it comes to kitchen renovations, Kitchen Revival is second to none!  
**519.831.0539**  
**kitchenrevivalguelph@gmail.com**  
**kitchenrevivalguelph.ca**  
*(Please see ad on pg 113)*



## DALEROSE

Someone once told me that for her, it was important to have a 'vista' or an intriguing view through any opening. Whether it is an interior room to room view or an outlook to the outside, it is fun and challenging to draw the eye or visitor through one space to another if only for a peek.

When we are helping to design new homes or reworking existing spaces, I try to keep this thinking in mind.

With the very open floor plans that are popular at present it is still important to create ease of flow through the living and working spaces and that little sense of surprise.

Planning windows to get the best light and the best views of yards and gardens adds great value to homes of any size in any location.

This picture makes you want to slip through the small doorway next to the fireplace and enjoy the ambiance beyond.

The help of a Designer or Design Build Contractor is a great help in planning the best your home can offer.

**dalerosecountry@bellnet.ca**  
**110 Main St, Erin**  
**519.833.7499**

*(Please see ad on pg 18)*



## DREAMESTATE LANDSCAPING

For homeowners looking for a maintenance-free lifetime deck solution, **Paverdeck™** is a patented, galvanized steel deck structure capable of supporting concrete pavers at any level. A maintenance-free Paverdeck™ allows you to enjoy your time outdoors with family and friends, not on sanding and staining.


The sun and weather will break down almost any material – some faster than others. Mother Nature will bleach colours, warp boards, create cracks, and other defects. Wood and plastic are organic materials known to decay under the effects of the environment – this is inevitable. The Paverdeck™ system is designed to last 60 years without maintenance.

The Paverdeck™ system is the only deck system certified code compliant by Underwriters Laboratories, and is supported by a 30-year residential structural guarantee. Paverdeck™ is manufactured in North America using certified materials with 95% recycled content.

**Dreamestate Landscaping** became an Authorized Installer of the unique Paverdeck™ system due to the exact match to our design philosophy:

- Beauty and Functionality – design and style options are only limited to your imagination
- Sustainable and Durable – Paverdeck™ is the most environmentally friendly decking option available and comes with an unmatched 30-year structural warranty
- Budget – a Paverdeck™ System is cost comparable to cedar or composite

**519.823.9287**  
**dreamestatelandscaping.com**  
*(Please see ad on pg 69)*



## SUSAN TAYLOR DESIGN

If you're looking for inspiration for a custom build home, or perhaps a kitchen or bath renovation, look no further than your own back yard! **Susan Taylor, Registered Interior Designer**, lives in Centre Wellington. Established in 1994, her client base ranges from high profile governmental and clergy officials to private clients in Ontario and abroad. Susan has moved her business here and is embracing the community, dedicated to "giving back" through the local service clubs and volunteer organizations.

Susan specializes in the design, renovation and restoration of residential properties as well as private offices. Whether city condos, rural farmhouses, century homes or 50's bungalows, the firm works on commissions of various sizes and range of budgets.

Susan's clients find that her designs enhance not only the interiors of their homes but also enrich their lives. By understanding the client's lifestyle, dreams and requirements, as well as the building itself, she brings all the elements together to create a comfortable, relaxing and rejuvenating environment. It's a design philosophy that has earned her repeat clients and glowing referrals.

**Check out susantaylor design.com to see before and after photos of recent projects and get an idea of her professionalism and work ethic from delighted clients.**

**Cell: 416.709.4725**  
**Elora: 519.846.2534**  
**110 Bricker Ave, Elora**

*(Please see ad on pg 69)*



## ORANGEVILLE BUILDING SUPPLY & GUELPH BUILDING SUPPLY

If you are looking to do some home renovations or if you need to spice up your landscaping, **Orangeville Building Supply and Guelph Building Supply** is where it's at. We have been serving the Orangeville area for 27 years and have been serving the Guelph area for 14 years. We offer almost everything you need for your home renovations to your decking supplies to your interlocking needs at a competitive price. We offer a large selection of natural stones and flagstone to add that professional touch to your landscape project. If you are planning a project and are in the area, come on in and talk to one of our friendly and knowledgeable staff, they will be more than happy to help you get started on your indoor or outdoor project. We value our customers and strive to please them. Our customers and service are # 1. Give us a call, send an email or visit one of our locations to see all we have to offer.

**Orangeville Building Supply**  
**205164 County Rd 109**  
**5km west of Orangeville**  
**obs@orangtim.ca**  
**519.942.3900**  
**Guelph Building Supply**  
**500 Maltby Rd, Guelph**  
**gbs1@bellnet.ca**  
**519.787.0400**  
**orangevillebuildingsupply.ca**  
*(Please see ad on pg 53)*



**519-843-1680**  
**kraemerconstruction.ca**

## PAUL KRAEMER QUALITY CONSTRUCTION

**Paul Kraemer Quality Construction** has been proudly serving the Wellington County (Fergus, Elora and Guelph area) for 32 years – building quality custom homes and additions, and providing complete renovation and framing services.

Our team of skilled local tradespeople work together to get the job done in a timely manner, providing high-grade materials and labour guaranteed.

We can rejuvenate a worn out kitchen or bathroom and create modern functional rooms. This may include hardwood, laminate, granite, ceramic finishes to brighten up your home – or you may want to remove a wall to give your rooms a generous open feeling. No matter how large or small a project, our design and building program plus our years of experience come together to create spaces that compliment you and your lifestyle.

We offer complete pricing to include a start to finish estimate. Our service will provide quality and appropriate material, with complete construction and no short cuts. You need to compare complete pricing to quality materials and labour. If you decide to sell your home in the future, you'll get an appropriate return on your investment.

Contact us for more information or to request a quote.  
**519.843.1680**  
**260 Forfar Street E, Fergus**  
**kraemerconstruction.ca**  
*(Please see ad on pg 45)*



## D & D POOLS

If you're in the market for a new pool installation, renovation or service work give us a call. **D & D Pools** has been in business over 30 years and are the go-to store for service and supplies.

Serving Dufferin/Caledon, not only do we build beautiful pools but we also replace liners, heaters, pumps and equipment and supply/install new safety covers, ionizers and salt systems. In addition, we provide opening and closing service.

Our long-term service teams are well known for their hard work and dedication to problem solving.

If you haven't stopped in already, we invite you to visit our retail store at 78 First Street, Orangeville. We're fully stocked with parts, maintenance equipment, quality Biolab water treatment products and loads of pool toys! We're also proud to be the authorized area dealer for both Weber and Big Green Egg grills, winning the local Platinum level Reader's Choice award for the best barbecue store in the area! We have a large selection of barbecue accessories too!

Our staff, both inside and out, are very knowledgeable and super nice to deal with. Your business is important to us and we do our best to make sure every customer has a pleasant experience.

**78 First St, Orangeville**  
**519.942.8113**  
*(Please see ad on pg 81)*





# give me SHELTER

STORY **MELANIE REKOLA**

The addition of a fabulous outdoor structure enhances a backyard garden by providing an architectural destination to enjoy with family and friends. Garden structures firmly underpin and contrast the relaxed shapes of plants, thus providing valuable focal points.

Not only do garden structures provide functional requirements such as shade, shelter and privacy, they also enhance the landscape by adding opportunity to express one's individual personality and style.

Garden structures have countless uses – anything from saunas and yoga rooms to complete outdoor kitchens with fireplaces, pizza ovens and home theatres. They also come in many different shapes, forms and combinations. Let's take a closer look.

**Cabana:** A cabana (sometimes called a pool house) is basically a miniature house that usually shares architectural style with the existing home. They typically hold the pool equipment and have plumbing, electrical and fixtures just like any house, and can serve a multitude of functions in the backyard. Pool houses are the epitome of luxury and can even be equipped with glass walls and pocket doors that can open up fully for the summer months. They sometimes are designed with a pavilion or pergola attached to create a unique structure that maximizes outdoor living space.

**Pergola:** A pergola is an outdoor structure that consists of posts or columns and an open "roofing" grid of beams and rafters. Often rustic and made of wood (though sometimes modern and metal) these offer aesthetic value and a feeling of walls and ceiling. They provide some sun protection by way of light filtration but not any real protection from rain and other adverse weather. An option is to build it with a louvered cover system that can open and shut as needed, offering maximum versatility. They can be freestanding or attached to the home, depending on the structure and rooflines with pillars added to the posts if appropriate for the space.



**Arbour:** An arbour is similar to a pergola, but on a smaller scale. Both arbours and pergolas can provide support for climbing plants, adding a lovely lush effect. Arbours can frame a view when placed alone or added in succession to provide a gorgeous tunnel effect.

**Pavilion:** A pavilion is an open-air structure with a solid roof. They generally don't have walls but are sometimes enclosed on one or two sides for privacy or wind shelter. A wonderful function of having a solid roof is that these spaces are protected from the elements so there's no need to store outdoor cushions or apply furniture coverings. These spaces are ideal as outdoor living rooms complete with plush sofas, toss pillows and, of course, a freestanding fireplace.

**Gazebo:** Similar to a pavilion and offering many of the same functional benefits, a gazebo has a solid roof and no walls but with one key difference – they are always octagonal in shape. These fit in well to country settings but in a modern application they often look awkward.

**TIP:** Sometimes prefabricated metal and cloth canopy structures (typically sold by big box stores) are also called gazebos. Though these are tempting because of their price point, they are a temporary solution and will require frequent replacement.



**Greenhouse:** Perhaps these buildings are self-explanatory but couldn't you just imagine a gorgeous glass greenhouse in your backyard filled with lavish plants and a swanky little seating set ready for afternoon tea or an evening glass of vino? As these are prefabricated, there is no need for architectural design, though proper placement is crucial. Buyers beware – permits may also apply!

Though a landscape designer can provide concept plan and inspirational photos as the starting point for outdoor structure design, most will require a technical draftsman to blend detailing with local building code requirements. This can be accomplished

through some combination of a Landscape Architect/Engineer/Builder/Architectural Technologist. Designing an outdoor structure is a process and a specialty field – larger structures will require building permits and zoning permissions.

As the illustrious Benjamin Franklin once said, "The bitterness of poor quality remains long after the sweetness of low price is forgotten." The application of this phrase to outbuilding construction is no exception. Be forewarned – great tradespeople are in short supply and many good builders are already fully booked a whole year in advance. Take your time to find the construction company that's right for you and be prepared to wait for the perfect end result. **OH**

*Melanie is a landscape designer and a certified horticulturalist.*





# JAR *Bling*

PROJECT **DAWN MCCONNELL**  
PHOTOGRAPHY **TARA CHATTELL**

Top a jar with a decorative knob and create a simple solution for storing and displaying the personal care products you use every day.

**MATERIALS**

- Jars with lids (mason jars or recycled jars)
- Cabinet knobs or drawer pulls
- Paint for metal and wood surfaces
- Paintbrush
- Large nail
- Hammer
- 1 piece of wood in desired tray size
- Cork pads for bottom of tray

**HOW-TO**

- Remove lids from jars. Mark the centre of the lids.
- Using the nail and hammer, punch a hole in the lid.
- Paint lids and wooden tray with the same colour of paint.
- When dry, fasten knobs to lids and cork pads to tray.
- TIP:** You may have to cut or replace the knob screws if they are too long. **OH**



**online** Discover more DIY projects at [ourhomes.ca/mag/create](http://ourhomes.ca/mag/create)



## 19 SHADOW DRIVE, GUELPH

FOR SALE



Unbelievable Bungalow sprawled on a beautiful lot, seconds from the city. Welcome to 19 Shadow Drive, this impeccably designed cedar home is truly one of a kind. The carpentry work in this house pales to none, every inch of interior redwood is completely clear and never been blemished. All bedrooms have their own ensuite or ensuite privilege. Every single thing selected for this home had thought and care put into it. Words really can't describe how special it is and neither can the pictures. You must see this property to truly appreciate it.

## 35 MANRESA COURT, GUELPH

FOR SALE



Tranquility and privacy ensconced in an executive neighbourhood. A home like no other, this Georgian-style jewel is discreetly positioned on a quiet cul-de-sac backing onto protected conservation land; just minutes from the amenities of the burgeoning city of Guelph. Swim and relax year-round in the self-cleaning, 800 square-foot by 8-ft deep indoor pool, with 8-ft octagonal spa, and gym area – all situated in a designated wing with soaring 20 foot ceilings. This beautiful, one-of-a-kind home was featured in Our Homes Magazine, Spring 2017 edition.



[andra@cbn.on.ca](mailto:andra@cbn.on.ca)  
519.821.3600

**COLDWELL BANKER**  
**Neumann**  
Real Estate Brokerage



Homes | Garages | Additions | Backyard Construction

**Building with Integrity & Quality**

519-821-2040 | [sales@hfhinc.ca](mailto:sales@hfhinc.ca) | [www.hfhinc.ca](http://www.hfhinc.ca)



directory

OUR HOMES attracts the area’s finest businesses to advertise in our pages, and utilize our unparalleled distribution and coffee-table appeal to market their products and services. We’re making it easier for you, our readers, to become educated as you plan your home- and real estate-related purchasing decisions. View these business ads online at [ourhomes.ca/wellingtondufferin](http://ourhomes.ca/wellingtondufferin). The listings below are organized alphabetically by industry.

ACCOMMODATIONS

Corner Cottage, 47

AQUACULTURE

Silver Creek Aquaculture Inc., 81

ARCHITECTS/ARCHITECTURAL  
DESIGN/ARCHITECTURAL  
TECHNOLOGISTS

Harry Morison Lay Architect, 71

ARTISANS/ARTS/SHOWS  
& ENTERTAINMENT

Kitras Art Glass Inc., 23, 103

AUDIO VIDEO/HOME AUTOMATION

Station Earth Total Home Technologies, 4

AUTOMOBILES

Subaru Canada, 2

BUILDERS/DESIGN•BUILD/  
RENOVATIONS/HOME IMPROVEMENTS

Daleroose Country Homes, 18, 104

Domm Construction Ltd., 99

Gemini Homes, 14

Granite Homes, 19, 103

HFH Inc, 109

Millcreek Builders, 31

Montgomery Homes, 6

Oxford Green Developments, 115

Paul Kraemer Quality Construction, 45, 105

Rockhaven Homes, 11

Rudy Vandenberg Classic Renovations, 67

Scott Hoegy Building Ltd., 17

Shade Plus, 77

United Lumber Home Hardware  
Building Centre, 111

BUILDING/LANDSCAPE SUPPLIES

Arthur Home Hardware, 31

Elora Home Hardware, 12

Orangeville Building Supplies Store, 53, 105

CABINETS & MILLWORK/  
WOODWORKING

Wellington Millwork, 45

CLOTHING/JEWELLERY/FOOTWEAR/  
LUGGAGE & LEATHER GOODS

Ron Wilkin Jewellers, 24

Shoe Villa, 49

COUNTERTOPS/GRANITE & STONE

Di Pietra Design, 3

ELECTRICAL

Backup Power Solutions, 71

EXCAVATING/SITE PREP/SEPTIC

Ed Peavoy Septic Service Inc., 81

FARM SUPPLIES & MACHINERY

Stoltz Sales and Service, 83

FENCES/GATES/RAILINGS/STAIRS

Railmaster Stairways Ltd., 81

Stair Rite, 45

Stair Wayz, 71

FINE WOODWORKING/CUSTOM  
FURNITURE/CARPENTRY

Almost Anything Wood, 25

Jacob’s Woodworking, 10

Millbank Family Furniture, 79

Wellington Millwork, 45

FIREPLACES & STOVES

Caledon Fireplace, 87

Fergus Fireplace, 43

Stûv, 5

FITNESS

Legge Fitness Superstores, 58&59

FLOORING/TILE

Bigelow Flooring Inc., 101

Caledon Tile Bath & Kitchen Centre, 69

Conway Furniture, 97

Everwood Custom Contracting, 55

Mapleton Flooring and Windows, 21

U-Save Wholesale Flooring, 87

FLORAL DESIGN/FLORISTS

WR Designs The Flower Co., 89

GLASS/MIRROR DESIGN

K-W Glass Systems, 99

HEATING & COOLING

BPHI Plumbing & Heating Supplies, 85

HOME ACCENTS/COLLECTIBLES/  
DÉCOR/FURNITURE

Acheson Pharmasave, 87

Conway Furniture, 97

Decor Solutions, 77

Grand Gourmet, 89

Karger Gallery, 89, 103

Kitras Art Glass Inc., 23, 103

Lewis Upholstery, 79

Original Home Furniture, 43, 103

Rug & Weave, 53, 102

The Chanticleer Shop, 85

The Plumber’s Wife, 67

The Rusty Star, 29

The Weathervane Home & Garden, 29

HOME ENTERTAINMENT

Station Earth Total Home Technologies, 4

INTERIOR DESIGN/DECORATING/  
STAGING

Buy the Yard Interiors, 89

Centre Staged Inc., 47

Cocoon Interiors, 116

Decor Solutions, 77

idesign Kitchen Studio, 97

Karger Gallery, 89, 103

Stylin’ Homes, 6

Susan Taylor Interior Design, 69, 105

Xanadu Fine Cabinetry and Interiors, 101

KITCHEN & BATH

Almost Anything Wood, 25

Arthur Home Hardware, 31

Elora Home Hardware, 12

idesign Kitchen Studio, 97

Jacob’s Woodworking, 10

Kitchen Revival, 104, 113

Paragon Kitchens, 49

Sutcliffe Kitchens and Renovations, 7

The Ensuite Bath &  
Kitchen Showroom, 15

The Plumber’s Wife, 67

Wellington Millwork, 45

Xanadu Fine Cabinetry and Interiors, 101

LANDSCAPE ARCHITECTURE/DESIGN

Canopy Farms Landscaping, 85

Dreamestate Landscaping, 53, 104

Urban Cottage Landscapes, 29

LANDSCAPING/LAWN & GARDEN/  
EQUIPMENT/GARDEN CENTRES

Canopy Farms Landscaping, 85

Creo Concepts Inc., 51

Gemini Pools, 43

LittleTree Garden Market, 54

Universal Rental Services, 77

MASONRY/STONEWORK

Culp Restorations, 87, 102

Kema Masonry, 71

MOVING & STORAGE

Mike The Mover, 89, 102

NEW HOME COMMUNITIES

Biltmore Factory Towns –  
Gemini Homes, 14

Elora Heights – Oxford Green  
Developments, 115

Goodwin Estates – Granite Homes, 19, 103

Mountaincroft – Grandview Homes, 13

PAINTING & DECORATING

Elora Home Hardware, 12

PLUMBING

BPHI Plumbing & Heating Supplies, 85

Smith (McCann) Water Systems, 85

POND MAINTENANCE

Silver Creek Aquaculture Inc., 81

POOLS & SPAS

D&D Pools & Spas, 81, 105

Gemini Pools, 43

REAL ESTATE

Coldwell Banker Neumann Real Estate –  
Andra Arnold, 109

Home Group Realty Inc. – Kim Hannah,  
Paul Fitzpatrick, 16, 102

Re/Max Real Estate –  
Angela Berriman, 89

Right at Home Realty – Karen Lay, 71

Royal Lepage Royal City Realty, 8

RESTAURANTS/DINING/  
FOOD SERVICES

Fergus Scottish Corner Shop, 51

ROOFING

AllPro Roofing, 20

Shelburne Roofing & Contracting Ltd,  
53, 104

SPAS/ WELLNESS

Legge Fitness Superstores, 58&59

SUNROOMS

Lifestyle Home Products, 9

UPHOLSTERY

Lewis Upholstery, 79

WATER TREATMENT

Smith (McCann) Water Systems, 85

WELDING

Stair Rite, 45

Stair Wayz, 71

WINDOW FASHIONS

Buy the Yard Interiors, 89

WINDOWS & DOORS

Cedarport Window & Door Centre Inc., 83

George’s Windows and Doors Ltd, 29

Hartmann Windows and Doors, 79

Mapleton Flooring and Windows, 21

Strassburger Windows and Doors, 99

UNITED  
LUMBER

Home  
hardware  
building centre

UNITED  
TRUSS





**Discover The Experience**  
Making the experience of building the custom home or cottage of your dreams easy, affordable, and enjoyable.

The Home You Always Wanted, The Way You Want It.

[www.unitedlumber.ca](http://www.unitedlumber.ca)

Barrie  
705.726.8132  
520 Bayfield St. N.

Bolton  
905.857.6970  
12833 Hwy 50 S.

Georgetown  
905.873.8007  
333 Guelph St.

United Truss – Innisfil  
705.436.3425  
3325 Thomas St.



cooking at home



# GRILLED CHEESE minis

RECIPE AND PHOTOGRAPHY  
**JENELLE MCCULLOCH**

The grilled cheese sandwich has been around since the inventions of processed cheese and sliced bread. For your next party or luncheon, here are three elevated takes on everyone's favourite sandwich. After all, it's what's inside that counts.

## TO ASSEMBLE

1 baguette, sliced  
Butter

Choice of filling

Slice baguette into an even number of pieces. Butter one side of each piece.

Place slices butter side down in a frying pan over medium heat.

Fill each sandwich with toppings outlined in the recipes to follow. Top with a second slice of baguette, butter-side up.

Cook until bottom slice is golden brown, flip and repeat.

online Get more recipes at [ourhomes.ca/mag/cook](http://ourhomes.ca/mag/cook)



## 1. Peach & Candied Bacon Filling

Gouda cheese, sliced  
1 or 2 fresh peaches, thinly sliced  
Candied bacon (see below)  
Dijon marmalade (see below)  
Arugula  
Fresh sage, lightly fried

## CANDIED BACON

¼ cup brown sugar  
⅓ cup maple syrup  
Black pepper  
1 pound thick sliced bacon

Preheat oven to 400°F, line a baking sheet with aluminum foil and top with a wire rack.

In a small bowl combine brown sugar, maple syrup and pepper.

Lay bacon slices on wire rack, brush with sugar mixture, flip and brush other side.

Bake for 10-15 minutes, flip slices over and continue to bake until crisp and caramelized.

## DIJON MARMALADE

1 Tbsp Dijon mustard  
1 Tbsp marmalade  
Black pepper

Combine Dijon mustard and marmalade. Season with black pepper.

## 2. Fig & Onion Filling

Brie cheese, sliced  
Fig caramelized onions (see below)  
Arugula

## FIG CARAMELIZED ONIONS

1 Tbsp olive oil  
1 cup white onion, thinly sliced  
2 figs, diced  
Splash of balsamic vinegar  
Salt & pepper

In a pan over medium heat, add olive oil and onions. Slowly cook onions until golden brown, about 20 minutes.

Once caramelized, add diced figs and a splash of balsamic vinegar. Allow the vinegar to deglaze the bottom of the pan and scrape up all of the bits on the pan.

Season with salt and pepper and set aside to cool.

## 3. Spinach Walnut Pesto Filling

Gorgonzola cheese, sliced  
Spinach pesto (see below)  
Dried cranberries

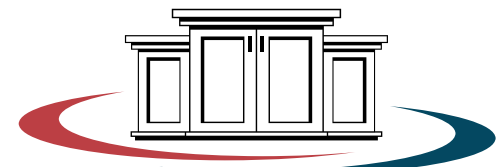
## SPINACH PESTO

Heaping handful of fresh spinach  
Handful of fresh basil  
½ cup walnuts  
¼ cup parmesan cheese, grated  
2 cloves garlic  
2 Tbsp olive oil  
Salt and pepper

In a food processor, add spinach, basil, walnuts, parmesan and garlic.

Turn processor on and slowly add olive oil. Process until smooth


Season with salt and pepper to taste. **OH**



# Kitchen Revival

## Don't Replace, Revive!

Call Phil at:  
**519.831.0539**  
Call or Email Us for a FREE Estimate:  
[kitchenrevivalguelph@gmail.com](mailto:kitchenrevivalguelph@gmail.com)



## Client Testimonial

"Delby and his team at Kitchen Revival have created a kitchen for us that we never dreamed possible for a fraction of the cost to replace it. We would highly recommend Kitchen Revival if you want to work with a team who is creative, honest, professional and take pride in their work. They delivered everything as promised and on time and our kitchen looks absolutely amazing." .....Gord & Kathy D.

Eco-Friendly Kitchen Restoration  
Spray Finished Cabinets  
No Runs or Brush Strokes  
Pot Drawers

[www.KITCHENREVIVALGUELPH.ca](http://www.KITCHENREVIVALGUELPH.ca)



finishing touch



## EVERYONE *into the* POOL

Did someone say pool party? Create a tropical paradise of your own and have some summer fun. Don't forget the music!

1. **PARTY CITY:** Pineapple LED String Lights 2. **VIVERE:** Brazilian Style Single Hammock in Salsa 3. **ABBOTT:** Small Jungle Leaf Hurricane 4. **SAFAVIEH:** Monterey Outdoor Bar Table in Teak Look 5. **PIER 1 IMPORTS:** Safari Jungle Party Melamine Salad Plates 6. **PIER 1 IMPORTS:** Parrot Ceramic Pitcher 7. **PIER 1 IMPORTS:** Vivid Aluminum Tumblers 8. **SILK PLANT HOME DÉCOR & MORE:** Areca Palm 9. **SAFAVIEH:** Deltana Indoor/Outdoor Bar Stool in Beige 10. **THE BEACH GLASS:** Floating Acrylic Beverage Holder in Teal Tides 11. **SWIMLINE:** Giant Flamingo Pool Float 12. **PIER 1 IMPORTS:** Wooden Seahorse Serving Board 13. **SIMONS MAISON:** Sorbet Stripe Beach Towel 14. **BLOMUS:** Stainless Steel Gel Burning Outdoor Garden Torch **OH**

# LOSE YOURSELF IN ITS BEAUTY

## WELCOME HOME

Elora Heights Condominiums Phase Two  
Walking Distance to Downtown Elora  
36 Suites • Most With Gorge Views • Large Balconies  
Coming Soon

Register at: [eloraheights.com](http://eloraheights.com)  
519.400.4322







**COCOON INTERIORS INC**  
Transform Your Space



**YOUR HOME. YOUR LOOK.**  
**WE'RE MORE THAN JUST A STORE.**

- DESIGN CONSULTATIONS
- BLINDS & SHUTTERS
- CUSTOM WINDOW TREATMENTS
- CUSTOM MILLWORK
- AND MUCH MORE!

*SERVING FERGUS, ELORA, ARTHUR,  
GUELPH, KITCHENER/WATERLOO  
AND SURROUNDING AREAS*

VISIT US AND BROWSE THE DIVERSE SELECTION OF UNIQUE DECOR ITEMS  
180 St. Andrew Street W., Fergus | [cocooninteriors.ca](http://cocooninteriors.ca) | 519.843.1739